



KISII COUNTY GOVERNMENT

COUNTY INTERGRATED DEVELOPMENT PLAN

2018-2022





The successful completion of the preparation of the County Integrated Development Plan (CIDP) which is the County's blue print that outlines policies, projects and programmes that the County is committed to implement during 2018-2022, marks a critical milestone for the County in realization not only of its vision of prosperity for all, but also the aspiration of Vision 2030.

In my first term in office as Governor, we prepared the first CIDP (2013-2017) after holding consultative meetings across the County. There was a general feeling of neglect and marginalization of citizens by the former centralized government structures. The County was characterized by: high poverty levels; poor infrastructure; low industrial base and declining agricultural productivity.

Implementation of the first CIDP experienced numerous challenges ranging from developmental to operational as most of the structures put in place were nascent in nature. The noticeable challenges included: inadequate public land for construction of public amenities; higher expectation from the public; delays in disbursement of funds from the National Treasury resulting to accumulation of bills; unmet local revenue leading to cancelation of some projects. Despite all these, we managed to achieve much that has led to substantial transformation in the County. This Plan, therefore, relies on the achievements and lessons learnt from the first CIDP.

Integrated development planning is defined as a process through which efforts at national and devolved levels of government, other relevant public institutions and development partners are coordinated at various levels. Through this process, economic, social, environmental, legal and spatial aspects of development are brought together to produce a plan that meets the needs and targets set for the benefit of local communities for poverty reduction and sustainable development.

The identification of projects and programmes in this CIDP was through various consultative forums at the sub-county level; community dialogues; county stakeholders, such as the County Budget and Economic Forum, and government departments both at National and County levels. It is my hope that the increased participation by a wide cross section of the people during identification, planning, implementation and monitoring and evaluation of projects and programmes will help in execution and sustainability of projects for sustainable development.

I urge all stakeholders to dutifully carry out their responsibilities so that through our combined synergies the residents of Kisii County can enjoy the full fruits of devolution.

H.E HON. JAMES E.O. ONGWAE, CBS, EBS, OGW
GOVERNOR KISII COUNTY

ACKNOWLEDGEMENTS

The development of this plan was achieved through an elaborate and consultative process involving all stakeholders at the devolved levels and written submissions some from the diaspora. The development process was coordinated by Dr. Onchari Kenani, the Economic Advisor to the Governor, and a team of officers from Finance and Economic Planning who included Peterson Nyakeri, Chrispus Ibalai, Penuel Ondieng'a, Edward Mayogi, Lucas Arasa, Alfred Keter, Wycliffe Nyaundi, Joshua Simba, Steve Siso, Rebecca Matunda, Allan Zablon, Richard Anunda, Dominic Nyandoro, Vincent Aming'a, Edith Manoti, Mercy Nyatichi, Emma Ongwancho and Douglas Siocha. Their unwavering commitment and teamwork is duly acknowledged. Similarly, we express our appreciation to all the County departments for their dedication and contribution towards the development of this plan.

Special thanks go to His Excellency the Governor Hon. James Ongwae and His Excellency the Deputy Governor Dr. Joash Maangi for providing leadership and support in the development of this plan. We especially thank both of them for mapping out the strategic direction they wanted the Kisii County Government to take in order to effectively and efficiently execute its constitutional mandate.

I also take this opportunity to thank all our Executive Committee Members for their invaluable contribution during the drafting retreats held to prepare the plan and Agile Harmonized Assistance for Devolved Institutions (AHADI) for their financial support in footing conference costs during the numerous workshops held in the preparation process in addition to their valuable consultancy services.

It is my conviction that on the basis of this County Integrated Plan, which has mapped out the County's priority areas of focus for the next five years, the County is on a firm footing to play its role of implementing the Vision 2030 and in contributing to high quality of life for all for the people of Kisii County.

To all who were involved I salute you but at the same time acknowledge that the greater challenge lies in the actual implementation of the Kisii CIDP towards the achievement of our stated long-term County development goals.

J.B. MOMANYI

EXECUTIVE COMMITTEE MEMBER, FINANCE AND PLANNING

Vision

To be a prosperous County with a high quality of life for its citizens

Mission

To build a prosperous and peaceful County that facilitates the realization of each citizen's goals and aspirations through inclusive development.

Core Values

- Integrity
- Hardwork
- Equity
- Innovation
- Professionalism
- Customer focused
- Accountability
- Efficiency

EXECUTIVE SUMMARY

This County Integrated Development Plan is the second publication produced by Kisii County Government. It is the medium-term county development blueprint and is motivated by a collective aspiration for prosperity for all by the end of the Plan period.

According to Kenya Integrated Household Survey (2018), Kisii County has one of the highest age dependency ratios in the country of 84.7 percent compared to national average of 81.6 percent and a poverty level of 44.5 percent against the national figure of 32 percent. The aspiration of this Plan is to improve the livelihood of the County residents through investments in key priority areas that generate sustainable employment most rapidly, and provide more income-generating opportunities for the unemployed youthful population so as to contribute to the realization of the County's vision of creating a prosperous County with a high quality of life for its residents.

The Plan has been carefully prepared and informed by the Kenya Vision 2030 that aims to transform Kenya into 'a newly industrializing, middle income country providing a high quality of life to all its citizens in a clean and secure environment'. Simultaneously, the Plan aspires to realize the SDGs goal of poverty eradication for county residents by 2030. Its implementation will be through annual work plans starting from the period 2018/2019 to 2022/2023. The Plan is divided into six chapters.

The first Chapter provides an overview of the County in terms of its location; area; administrative and political units; demographic structure; settlement patterns and natural conditions. It also

provides information on the current state of infrastructure; land tenure structure; agricultural production; forestry and agro forestry; environment and climate change; mining; tourism; industry; structure of financial services; employment structure; distribution of water and access to sanitation; access to health and nutrition status; access to education and literacy levels; sporting activities and cultural arts as well availability of public services like security and complimentary and social protection services.

The second Chapter discusses how county planning is in harmony with aspirations of national policies and other legislative provisions. It gives the linkage of the CIDP with the Sustainable Development Goals (SDGs), Kenya Vision 2030 and Medium Term Plan III. It also discusses the mainstreaming of SDGs at the county level and crosscutting projects and programmes within the County.

The review of status of implementation of previous CIDP is provided in Chapter Three which analyses trends of each revenue stream; expenditure analysis, achievements, challenges and lessons learnt over the period. Among the challenges highlighted include: over expectation from the members of the public; inadequate land for construction of public amenities; delays in disbursement of funds by the National Treasury resulting to accumulation of bills; unmet Own Revenue (local/domestic) targets leading to cancelation of some projects; and the high wage bill.

Chapter Four discusses the resources available within the County for competitive advantage analysis and potential growth areas for exploitation and land use planning framework. The Chapter also provides County development priorities in each sector; resources requirements for implementation of programmes and projects, together with corresponding strategies to be employed to achieve them over the Plan period.

Chapter Five outlines the implementation framework of programmes and projects; institutions for actualization of the Plan; the required resources for actualization of the Plan and resource mobilization framework. It is estimated that KShs. 95 billion will be required to implement this Plan. However, based on the current revenue sources, it is estimated that KShs.53 billion will be raised over the Plan period resulting in a resource gap of KShs 42 billion. Measures to bridge this gap include enhanced revenue mapping and collection; partnering with the National Government departments to take up some of the programmes and projects indentified in this Plan; sourcing for offshore funding from development partners; and adopting the use of Public Private Partnerships.

The main sources of County revenue sources include: equitable and conditional shares; loans and grants and own revenue sources. The three County priorities, namely: Water; Health and Roads cumulatively take 61 percent of the Plan cost. At individual level, they take 14 percent, 34 percent and 12 percent of the Plan cost respectively.

Chapter Six outlines the monitoring and evaluation framework for the Plan. It specifically identifies objectively verifiable indicators that will be used to monitor programmes and projects, and sets medium term milestones for impact assessment.

In summary, this Plan will provide basis for strong linkage between policy, planning and budgeting and the spring board for realizing socio-economic transformation for residents of Kisii County.

TABLE OF CONTENTS

FOREWORD BY H.E. THE GOVERNOR	iii
ACKNOWLEDGEMENTS	iv
EXECUTIVE SUMMARY	vi
TABLE OF CONTENTS	viii
LIST OF TABLES	xviii
LIST OF MAPS/FIGURES	xx
ABBREVIATIONS AND ACRONYMS	xxi
CHAPTER ONE: COUNTY GENERAL INFORMATION	1
1.0 Introduction	1
1.1 Position and Size	1
1.2 Physiographic and Natural Conditions	1
1.2.1 Physical and Topographic Features	1
1.2.2 Ecological Conditions	2
1.2.3 Climatic Conditions	2
1.3 Administrative Units	3
1.4 Political Units (Constituencies and Wards)	3
1.5 Demographic Features	4
1.5.1 Population Size and Composition	4
1.5.2 Population Distribution for Kisii Town and Major Urban Centres	5
1.5.3 Population Density and Distribution by Sub-County	6
1.5.4 Population Distribution and Density by Ward.....	7
1.5.5 Population of Persons with Disabilities	8
1.5.6 Demographic Dividend	9
1.6 Human Development Index (HDI)	9
1.7 Infrastructure Development.....	10
1.7.1 Road Network, Parks and Airstrip	10

1.7.2	Information Communication and Technology.....	11
1.7.3	Energy Access	11
1.7.4	Housing Types	12
1.8	Land and Land Use	12
1.8.1	Land Ownership Classification	12
1.8.2	Mean Holding Size	12
1.8.3	Percentage of Land with Title Documents	12
1.8.4	Incidence of Landlessness	12
1.8.5	Settlement Patterns	13
1.8.6	Type and Size of Land	13
1.9	Employment	13
1.9.1	Wage Earners	13
1.9.2	Self-Employed	13
1.9.3	Labour Force by Sector.....	13
1.9.4	Unemployment Levels	13
1.10	Irrigation and Infrastructure Schemes	14
1.10.1	Irrigation Potential	14
1.10.2	Irrigation Schemes	14
1.11	Crops, Livestock, Fish Production and Value Addition	14
1.11.1	Main Crops	14
1.11.2	Acreage Under Food Crops and Cash Crops	14
1.11.3	Average Farm Sizes.....	14
1.11.4	Main Storage Facilities	15
1.11.5	Agriculture Extension, Training, Research and Information Services	15
1.11.6	Main Livestock Breeds and Facilities	15
1.11.7	Main Fishing Activities, Types of Fish Produced, Landing Sites.	16

1.11.8	Apiculture	16
1.12	Oil and Other Mineral Resources	17
1.12.1	Mining and Oil Potential	17
1.12.2	Ongoing Mining and Extraction Activities	17
1.13	Tourism and Wildlife	17
1.13.1	Main Tourist Attractions and Activities	17
1.13.2	Classified / Major Hotels	18
1.14	Industry and Trade	18
1.14.1	Markets	18
1.14.2	Industrial Parks (Including Jua Kali Sheds)	18
1.14.3	Major Industries	18
1.14.4	Types and Number of Businesses	19
1.14.5	Micro, Small and Medium Enterprise (MSME)	19
1.15	Forestry, Agro-Forestry and Value Addition	19
1.15.1	Main Forest Types and Size of Forest	19
1.15.2	Main Forest Products	20
1.15.3	Agro-forestry	20
1.15.4	Value Chain Development of Forestry Products	20
1.16	Financial Services	20
1.16.1	Banks and Financial Intermediaries	20
1.16.2	Distribution/ Coverage	21
1.17	Environment and Climate Change	21
1.17.1	Major Degraded Areas	21
1.17.2	Environmental Threats	21
1.17.3	High Spatial and Temporal Variability of Rainfall	21
1.17.4	Change of Water Levels	22
1.17.5	Solid Waste Management Facilities	22

1.18	Water and Sanitation	22
1.18.1	Water Resources	22
1.18.2	Water Supply Schemes	22
1.18.3	Water Sources and Access.....	23
1.18.4	Water Resources Management	23
1.18.5	Sanitation	23
1.19	Health Access and Nutrition	24
1.19.1	Health Access	24
1.19.2	Morbidity	25
1.19.3	Nutritional Status	25
1.19.4	Immunization Coverage	25
1.19.5	Maternal Health Care	25
1.19.6	Access to Family Planning Services/Contraceptive Prevalence	25
1.19.7	HIV/AIDS Prevalence Rates and Related Services	25
1.20	Education, Skills, Literacy and Infrastructure	26
1.20.1	Pre-School Education	26
1.20.2	Primary Education	26
1.20.3	Non-Formal Education.....	26
1.20.3	Youth Polytechnics	27
1.20.4	Secondary Education	27
1.20.5	Tertiary Education	27
1.20.6	Adult and Continuing Education	27
1.20.7	Technical, Vocational Education and Training (VET)	28
1.21	Sports, Culture and Creative Arts	28
1.21.1	Museums, Heritage and Cultural Sites	28
1.21.2	Talent Academies	28
1.21.3	Sports Facilities	28

1.21.4	Libraries /Information Documentation Centres/ Citizen Service Centres	28
1.21.5	Registered Traditional Herbalists and Medicinemen.....	29
1.22	Community Organizations	29
1.22.1	Cooperative Societies	29
1.22.2	Non-Governmental Organizations (NGOs)	29
1.22.3	Development Partners	29
1.22.4	Youth Empowerment and Social Inclusion	29
1.23	Security, Law and Order	30
1.23.1	Number of Police Stations and Posts by Sub-County	30
1.23.2	Types, Trends and Crime Prone Areas.	30
1.23.3	Types and Number of Courts	31
1.23.2	Prisons and Probation Services	31
1.23.3	Number of Public Prosecution Offices.....	31
1.23.4	Number of Prosecutions over the Years	31
1.23.5	Community Policing Activities	32
1.23.6	Immigration Activities	32
1.24	Social Protection	32
1.24.1	Number of Orphans and Vulnerable Children (OVCs)	32
1.24.2	Street Children	33
1.24.3	Child Care Facilities and Institutions by Sub-County	33
1.24.4	Social Net Programmes in the County	33
CHAPTER TWO: LINKAGES WITH OTHER PLANS		34
2.0	Introduction	34
2.1	Linkage with the Constitution of Kenya, 2010.....	34
2.2	Linkage with Kenya Vision 2030	34
2.3	Linkage with the Medium-Term Plan (MTP III)	35
2.4	Legislation on Integrated Planning in Kenya	36

2.4.1	County Government Act, 2012	37
2.4.2	Public Finance Management (PFM) Act, 2012	37
2.4.3	Urban Areas and Cities Act, 2011	37
2.5	Integration of the Sustainable Development Goals (SDGs) into the CIDP.	38

CHAPTER THREE: REVIEW OF IMPLEMENTATION OF THE PREVIOUS CIDP 42

3.1	Introduction	42
3.2	Status of Implementation of the Previous CIDP	42
3.2.1	County Revenue Analysis	42
3.2.2	County Expenditure Analysis	43
3.2.2.1	Recurrent Expenditure Analysis	45
3.2.2.2	Development Expenditure Analysis	47
3.2.3	Achievements	47
3.2.3.1	Administration Corporate Services & Stakeholder Management	47
3.2.3.2	Finance and Economic Planning	48
3.2.3.3	Agriculture, Livestock, Fisheries and Cooperative Development	49
3.2.3.4	Health Services	50
3.2.3.5	Energy, Water, Environment and Natural Resources	52
3.2.3.6	Education, Labour and Manpower Development	54
3.2.3.7	Land, Physical Planning and Urban Development	54
3.2.3.8	Trade, Tourism and Industry	55
3.2.3.9	Roads, Public Works and Transport	55
3.2.3.10	Culture, Youth, Sports and Social Services	56
3.2.3.11	County Public Service Board	56
3.2.3.12	County Assembly.....	56
3.2.4	Challenges in the Implementation of the CIDP (2013-2017)	58

3.3	Lessons Learnt from the Implementation of CIDP (2013-2017)	60
-----	--	----

**CHAPTER FOUR: COUNTY DEVELOPMENT PRIORITIES AND STRATEGIES .
62**

4.1	Introduction	62
4.2	Spatial Development Framework	62
4.3	Natural Resource Assessment	64
4.3.1	Mining	64
4.3.2	Water Resources	64
4.3.3	Forests	64
4.4	Development Priorities and Strategies	68
A.	THE EXECUTIVE	69
4.4.1	Office of the Governor	69
4.4.1.1	Governor’s Office Sector/Sub-sector Development Needs, Priorities and Strategies	69
4.4.1.2	Governor’s Office Sector Programmes	70
4.4.1.3	Cross-sectoral Implementation Considerations.	70
4.4.2	Administration and Stakeholder Management	71
4.4.2.1	Sector Development Needs, Priorities and Strategies	71
4.4.2.2	Sector Programmes	72
4.4.2.3	Cross-Sectoral Implementation Considerations	79
4.4.3	Finance and Economic Planning	80
4.4.3.1	Sector Development Needs, Priorities and Strategies	80
4.4.3.2	Sector Programmes	82
4.4.3.3	Cross-Sectoral Implementation Considerations	85
4.4.3.4	Flagship projects	86
4.4.4	Agriculture Livestock, Veterinary, Fisheries and Cooperative Development	87
4.4.4.1	Sector Development Needs, Priorities and Strategies	87
4.4.4.2	Sector Programmes	91
4.4.4.3	Cross Sectoral Implementation Considerations	99
4.4.4.4	Flagships/ County Transformative projects:	99

4.4.5	Health Services	100
4.4.5.1	Sector Development Needs, Priorities and Strategies	100
4.4.5.2	Sector Programmes	102
4.4.5.3	Cross-Sectoral Implementation Considerations	107
4.4.5.4	Flagship /County Transformative Projects	107
4.4.6	Water, Energy, Environment and Natural Resources	108
4.4.6.1	Sector/ Subsector Development Needs, Priorities and Strategies	108
4.4.6.2	Sector Programmes	110
4.4.6.3	Cross-sectoral Implementation Considerations	115
4.4.6.4	Flagship/ County Transformative Projects	115
4.4.7	Education, Labor and Manpower Development	116
4.4.7.1	Sector Development Needs, Priorities and Strategies	116
4.4.7.2	Sector Programmes	116
4.4.7.3	Cross-Sectoral Implementation Considerations	120
4.4.8	Land, Physical Planning and Urban Development	121
4.4.8.1	Development Needs Priorities and Strategies	121
4.4.8.2	Sector Programmes	122
4.4.8.3	Cross-Sectoral Implementation Considerations	125
4.4.8.4	Sector Flagship Projects	125
4.4.9	Trade, Tourism and Industry	126
4.4.9.1	Sector Development Needs, Priorities and Strategies	126
4.4.9.2	Sector Programmes	127
4.4.9.3	Cross-Sectorial Implementation Considerations	131
4.4.9.4	Flagship /County Transformative Projects	131
4.4.10	Roads, Public Works, Transport and Housing	132
4.4.10.1	Sector Development Needs, Priorities and Strategies	132
4.4.10.2	Sector Programmes	133
4.4.10.3	Cross-Sectoral impacts	137

4.4.10.4	Flagship /County Transformative Projects	137
4.4.11	Culture, Sports, Youth and Social Services	138
4.4.11.1	Sector Development Needs, Priorities and Strategies	138
4.4.11.2	Sector Programmes	139
4.4.11.3	Cross-Sectoral Implementation Considerations	143
4.4.11.4	Sector Flagship Projects	143
B.	Assembly	145
4.4.12	Development Needs Priorities and Strategies.	145
4.4.12.1	Sector Programmes	146
4.4.12.2	Cross-Sectoral Implementation Considerations	148
CHAPTER FIVE: IMPLEMENTATION FRAMEWORK		149
5.1	Introduction	149
5.2	Institutional Framework	149
5.2.1	Functions of County Government	149
5.2.2	County Structure	149
5.2.2.1	County Executive.....	150
5.2.2.2	County Assembly.....	153
5.2.2.3	Stakeholder Fora	153
5.2.2.4	County Stakeholders	153
5.3	Resources Requirement by Sector	155
5.4	Resource Mobilization Framework	155
5.4.1	Sources of Revenue	155
5.4.1.1	Equitable Share and Conditional Allocations	155
5.4.1.2	Own Revenue Sources	156
5.4.1.3	Loans and Grants	156
5.4.1.4	Asset Management	156
5.4.1.5	Integrated Planning	156
5.4.1.6	Acquisition Plans	156

5.4.1.7 Operations Plans	157
5.4.1.8 Maintenance Plans	157
5.4.1.9 Disposal Plans	157
5.4.1.10 Capital Budgeting and Financing	157
5.4.1.11 Debt Management.....	158
5.4.2 Accountability	158
5.4.2.1 Financial Management	158
5.4.2.2 Internal Audit Function	158
5.4.2.3 Procurement and Asset Disposal Function	159
5.4.2.4 Budget Formulation and Execution	159
5.4.2.5 Domestic Revenue Mobilization	159
5.4.2.6 Accounting and Reporting	160
5.4.2.7 Revenue Projections	160
5.5 Estimated Resource Gap and Measures of Addressing	161
5.5.1 Resource Gap	161
5.5.2 Measures to Address Resource Gap	161
CHAPTER SIX: MONITORING AND EVALUATION FRAMEWORK	163
6.1 Introduction	163
6.2 Legal Basis for the County Monitoring and Evaluation Framework	163
6.3 Data collection	164
6.4 Reporting	164
6.5 Information Sharing	164
6.6 Conclusion	165
6.7 M&E Outcome Indicators	165
ANNEX 1: SECTOR PROJECTS DERIVED FROM PROGRAMMES	192

LIST OF TABLES

TABLE 1.1	3
TABLE 1.2.....	3
TABLE 1.3	5
TABLE 1.4	7
TABLE 1.5	7
TABLE 1.6	8
TABLE 1.7	10
TABLE 1.8	10
TABLE 1.9	11
TABLE 1.10	16
TABLE 1.11	17
TABLE 1.12	20
TABLE 1.13	26
TABLE 1.14	32
TABLE 1.15	33
TABLE 1.16	35
TABLE 1.17	35
TABLE 1.18	36
TABLE 3. 1	45
TABLE 3. 2	47
TABLE 3. 3	47
TABLE 3. 4	48
TABLE 3. 5	52
TABLE 3. 6	52
TABLE 4. 1	61
TABLE 4. 2	65
TABLE 4. 3	68
TABLE 4. 4	69
TABLE 4. 5	69
TABLE 4. 6	71
TABLE 4. 7	73
TABLE 4. 8	79
TABLE 4. 9	80
TABLE 4. 10	82
TABLE 4. 11	85
TABLE 4. 12	86
TABLE 4. 13	87
TABLE 4. 14	91
TABLE 4. 15	98
TABLE 4. 16	98
TABLE 4. 17	99
TABLE 4. 18	102
TABLE 4. 19	106
TABLE 4. 20	106
TABLE 5. 1	155

TABLE 5. 2	156
TABLE 5. 3	161
TABLE 6. 1	166
TABLE 6. 2	167
TABLE 6. 3	169
TABLE 6. 4	171
TABLE 6. 5	176

LIST OF MAPS/FIGURES

MAP 1: LOCATION OF KISII COUNTY IN KENYA	1
MAP 2: KISII COUNTY ADMINISTRATIVE UNITS	3

ABBREVIATIONS AND ACRONYMS

ACDC	Abagusii Cultural and Development Council
AHADI	Agile Harmonization Assistance for Devolved Institutions
AI	Artificial Insemination
AIDS	Acquired Immune Deficiency Syndrome
ARV	Anti-Retroviral drugs
BPO	Business Process Outsourcing
CBEF	County Budget and Economic Forum
CBOs	Community Based Organizations
CEC	County Executive Committee
CIDC	Constituency Industrial Development Centre
CIDP	County Integrated Development Plan
CMES	County Monitoring and Evaluation System
DANIDA	Danish International Development Agency
EYE	Early Years of Education
EU	European Union
FBOs	Faith Based Organizations
FFS	Farmers Field Schools
FY	Financial Year
GDP	Gross Domestic Product
GOK	Government of Kenya
HDI	Human Development Indicators
HIV	Human Immune Virus
ICH	Intangible Cultural Heritage
ICT	Information Communication Technology
IDCs	Information Documentation Centres
IFMIS	Integrated Financial Management Information System
KARLO	Kenya Agricultural Research and Livestock
KATC	Kisii Agricultural Training Centre
KFS	Kenya Forest Services
KIE	Kenya Industrial Estate
KMs	Kilometres
KNBS	Kenya National Bureau of Statistics
KTDA	Kenya Tea Development Authority
LAN	Local Area Network
LH	Lower Highland
LM	Lower Midland
LPG	Liquid Petroleum Gas
M&E	Monitoring and Evaluation
MCA	Member of County Assembly
MSME	Micro, Small, and Medium Enterprise
MTP	Medium Term Plan
NCPB	National Cereal Produce Board

NGO	Non-Governmental Organization
NHIF	National Hospital Insurance Fund
OSR	Own Source Revenue
PEMA	Public Finance Management Act
PPAD	Public Procurement and Asset Disposal
PPOA	Public Procurement Oversight Authority
PPP	Public Private Partnership
RIDC	Rural Industrial Development Centre
SACCO	Savings and Credit Cooperative Organization
SDGs	Sustainable Development Goals
SIDA	Swedish International Development Agency
TTI	Training Technical Institute
TV	Television
UM	Upper Midland
UN	United Nation
USAID	United States Agency for International Development
VET	Vocational Education Training
VIP	Ventilated Improved Pit
WAN	Wide Area Network
WRMA	Water Resource Management Authority
WRUAs	Water Resource Users Association
YDF	Youth Development Fund

CHAPTER ONE COUNTY GENERAL INFORMATION

1.0 Introduction

This Chapter gives the background information on the socio-economic and infrastructural aspects that have a bearing on the development of the County. The Chapter provides a description of the County in terms of the location, size, physiographic and natural conditions, demographic profiles as well as the administrative and political units.

1.1 Position and Size

Kisii County is one of the 47 counties in the Republic of Kenya. It shares common borders with Nyamira County to the North East, Narok County to the South and Homabay and Migori Counties to the West. The County lies between latitude 0° 40' 38.4" South, and longitude 34° 34' 46° 61" East and covers an area of 1,317.5 km². Map 1.1 illustrates the location of Kisii County on the Kenyan map.

1.2 Physiographic and Natural Conditions

1.2.1 Physical and Topographic Features

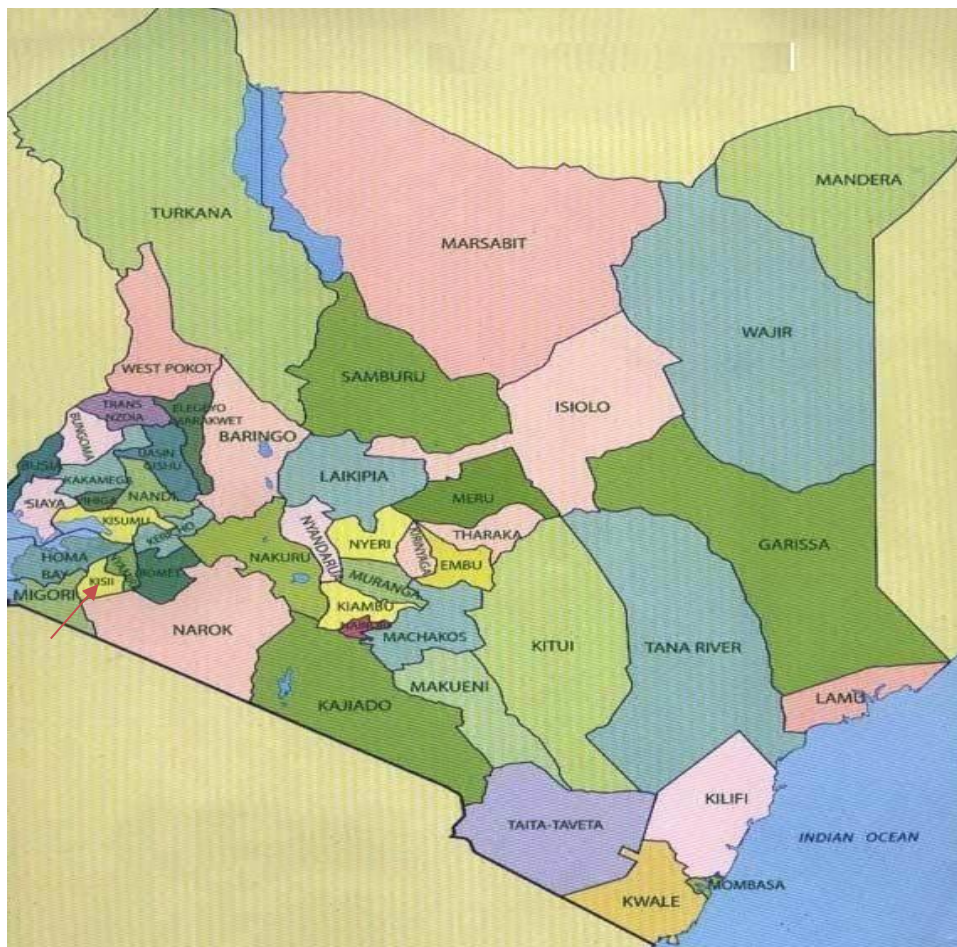
Kisii County is characterized by a hilly topography with several ridges and valleys. It can be divided into three main topographical zones. The first zone cover areas lying below 1,500m above sea level located on the western boundary and include parts of Suneka, Marani and Nyamarambe Divisions. The second zone covers areas lying between 1,500 -1,800m above sea level located in the Western parts of Keumbu and Sameta Divisions, Eastern Marani and Gucha River basin. The third zone covers areas lying above 1,800m above sea level in parts of Eastern and Southern Keumbu, Masaba and Mosochi Divisions.

The most notable features of these topographical zones are hills of Nyamasibi (2,170m), Sameta (1,970m), Kiamwasi (1,785m), Kiong'anyo (1,710m), Kiongongi, Kiombeta, Sombogo, Nyanchwa, Taracha and Kegochi among others. The general slope of the land is from east to west with depressions and valleys.

The County is traversed by permanent rivers which flow westwards into Lake Victoria and among the notable ones are Gucha, Mogusii, Riana, Mogonga, Chirichiro and Iyabe Rivers.

Seventy five percent of the County has red volcanic soils (nitosols) which are deep in organic matter. The rest of the County has clay soils which have poor drainage (phaezems); red loams; and, sandy soils. In the valley bottoms, there exist black cotton soils (verisols) and organic peat soils (phanosols). The growth of cash crops such as tea, coffee, pyrethrum and subsistence crops such as maize, beans and potatoes are supported by the red volcanic soils.

Map 1.1: Location of Kisii County in Kenya



Source: KNBS, 2012

1.2.2 Ecological Conditions

The County is divided into three ecological zones comprising the Upper Midland (UM) 75 percent; Lower Highland (LH) 20 percent; and, Lower Midland (LM) 5 percent. Approximately 78 percent of the County is arable of which 57 percent is under crop.

1.2.3 Climatic Conditions

Kisii County exhibits a highland equatorial climate resulting into a bimodal rainfall pattern with an average annual rainfall of 1,500mm. The long rains are between March and June while the short rains are received from September to November; with the months of January and July being relatively dry. The maximum temperatures in the County range between 21°C and 30°C, while the minimum temperatures range between 15°C and 20°C. The high and relatively liable rainfall patterns coupled with moderate temperatures are suitable for growing crops like tea, coffee, pyrethrum, maize, beans and bananas as well dairy farming.

1.3 Administrative Units

Kisii County is divided into 11 Sub-Counties, 33 Divisions, 103 Locations and 237 SubLocations. These administrative units are headed by Deputy County Commissioners, Assistant Deputy County Commissioners, Chiefs and Assistant Chiefs, respectively. Table 1.1 presents the summary of the administrative units in the County.

Table 1.1: Kisii County Administrative Units

Sub-County	Division(s)	Location(s)	Sub-Location(s)
Etago	2	6	13
Gucha	2	6	12
Gucha South	2	7	15
Kenyena	4	15	26
Kisii Central	4	15	33
Kisii South	3	6	14
Kitutu Central	1	5	10
Marani	3	10	26
Masaba South	5	17	45
Nyamache	4	8	28
Sameta	3	8	15
Total	33	103	237

Source: County Commissioner Kisii, 2018

1.4 Political Units (Constituencies and Wards)

Political units are represented by elected persons such as the members of National and County Assemblies whose main role is legislation and representation. Kisii County is divided into nine (9) constituencies and forty (45) electoral wards as illustrated in Table 1.2 and Map 1.2.

Table 2: Kisii County Political Units

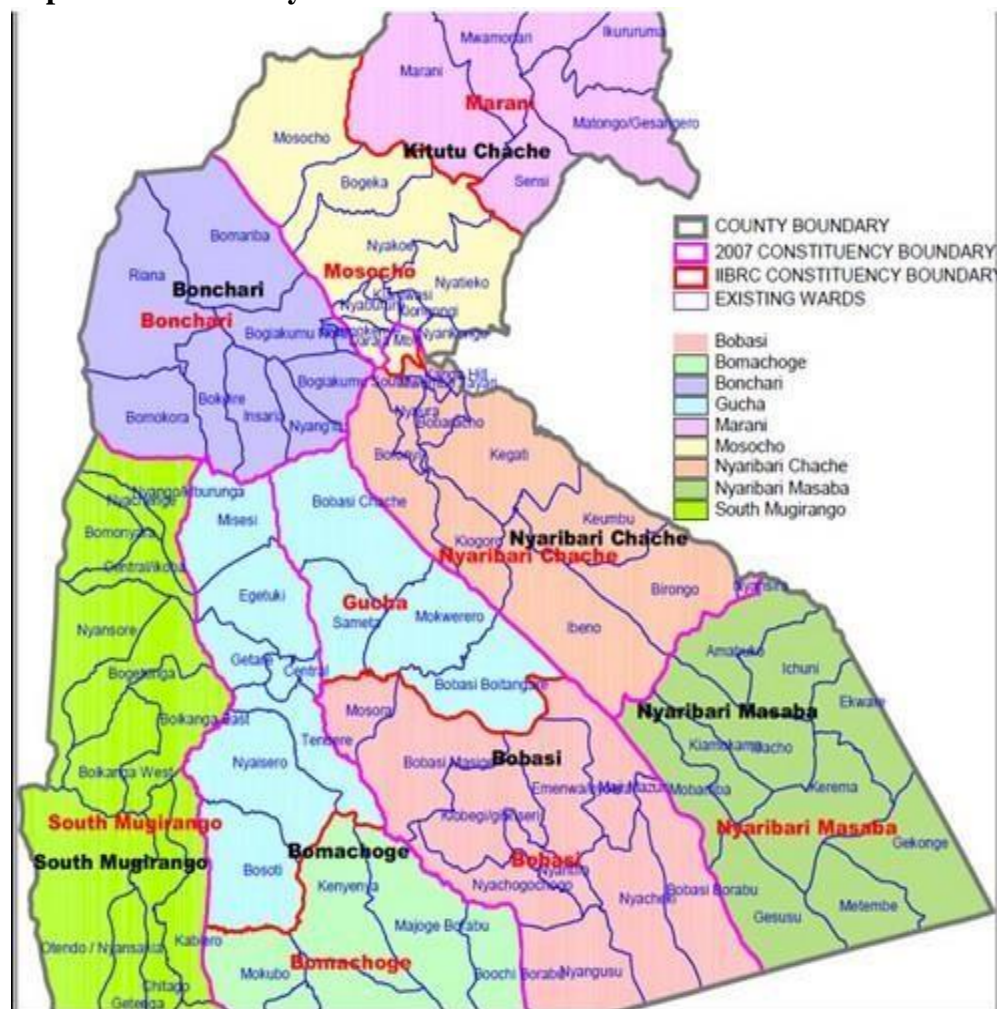
Constituency/Sub-County	Area in km ² .	Headquarters	Electoral Wards	Registered Voters
Bobasi	240.5	Nyamache	8	89,310
Bomachoge Borabu	115.1	Kenyena	4	49,081
Bomachoge Chache	106.3	Ogembo	3	41,745

Bonchari	127.0	Kerina	4	52,624
Kitutu Chache North	123.8	Marani	4	50,665
Kitutu Chache South	104.4	Mosocho	5	59,017
Nyaribari Chache	134.3	Kisii Town	6	77,729
Nyaribari Masaba	161.9	Masimba	5	59,064
South Mogirango	204.2	Nyamarambe	6	67,345
Totals			45	546,580

Source: IEBC 2018

Bobasi constituency has the highest number of electoral wards eight (8) in number while Bomachoge Chache constituency has the least number of wards three (3). This is attributed to their respective area coverage as shown in Table 1.2 and also the population.

Map1. 2: Kisii County Political Units



Source: IEBC, 2007

1.5 Demographic Features

1.5.1 Population Size and Composition

According to *Kenya National Bureau of Statistics (KNBS), 2010*, the population of Kisii County was 1,152,282 composed of 550,464 males and 601,818 females. At an annual growth rate of 2 percent, the County population is estimated at 1,379,532 in 2018 comprising of 659,025 males and 720,507 females. It is further projected to be 1,435,832 in 2020 comprising of 685,420 males and 749,911 females. With the same growth rate of 2 percent, the population is projected to be 1,494,429 in 2022 comprising of 713,913 males and 780,516 females.

Table 1.3 summaries the population and its projections by age cohort based on the 2009 Population and Housing Census.

Table 1.3: Kisi County Population Projection by Age Cohort.

Age Group	2009			2018			2020			2022		
	Male	Female	Total	Male	Female	Total	Male	Female	Total	Male	Female	Total
0-4	97,645	96,729	194,374	116,902	115,805	232,707	121,673	120,532	242,205	126,639	125,451	252,089
5-9	85,748	84,786	170,534	102,659	101,507	204,166	106,849	105,650	212,498	111,209	109,962	221,171
10-14	77,141	76,753	153,894	92,354	91,890	184,244	96,124	95,640	191,764	100,046	99,543	199,590
15-19	66,682	68,192	134,874	79,832	81,641	161,473	83,091	84,972	168,063	86,482	88,440	174,922
20-24	46,460	64,682	111,142	55,623	77,438	133,061	57,893	80,599	138,491	60,255	83,888	144,143
25-29	36,163	47,985	84,148	43,295	57,448	100,743	45,062	59,793	104,855	46,901	62,233	109,134
30-34	29,490	33,742	63,232	35,305	40,397	75,702	36,747	42,045	78,792	38,246	43,761	82,007
35-39	24,162	29,261	53,423	28,927	35,032	63,959	30,108	36,461	66,569	31,336	37,949	69,286
40-44	17,569	20,529	38,098	21,034	24,578	45,612	21,892	25,581	47,473	22,786	26,625	49,410
45-49	18,805	21,571	40,376	22,514	25,825	48,339	23,432	26,879	50,312	24,389	27,976	52,365
50-54	14,314	15,929	30,243	17,137	19,070	36,207	17,836	19,849	37,685	18,564	20,659	39,223
55-59	10,690	10,719	21,409	12,798	12,833	25,631	13,321	13,357	26,677	13,864	13,902	27,766
60-64	8,351	8,696	17,047	9,998	10,411	20,409	10,406	10,836	21,242	10,831	11,278	22,109
65-69	5,255	6,061	11,316	6,291	7,256	13,547	6,548	7,552	14,101	6,815	7,861	14,676
70-74	4,501	5,661	10,162	5,389	6,777	12,166	5,609	7,054	12,663	5,837	7,342	13,179
75-79	3,096	3,753	6,849	3,706	4,493	8,199	3,858	4,677	8,534	4,015	4,867	8,883
80+	4,175	6,602	10,777	4,998	7,904	12,902	5,202	8,227	13,429	5,415	8,562	13,977
Total	550,464	601,818	1,152,282	659,025	720,507	1,379,532	685,920	749,911	1,435,832	713,913	780,516	1,494,429

Source: Kisii County Planning Unit, 2018

The highest and the lowest population for 2018 are the age cohort of 0-4 and 75-79 respectively. Ages 0-4 represent 16.8 per cent of the total population, while 75-79 comprise of just one per cent of the total population. The County is in charge of pre-school and baby care centres, with a population of 232,707 constituting 16.8 percent of the population; making this a priority area for investment.

1.5.2 Population Distribution for Kisii Town and Major Urban Centres

There are five urban centres in the county namely: - Kisii Town; Keroka; Ogembo; Tabaka; and, Suneka, with a total population of 125,241 comprising of 61,410 males and 63,831 females (KNBS, 2010). This population is projected to increase to 156,060 and 162,429 in the year 2020 and 2022 respectively.

Kisii Town has the largest population given it's the County headquarters and houses major businesses, health facilities, financial and learning institutions. Table 1.4 presents the population and its projection for Kisii Town and other urban centres.

Table 1.4: Population Distribution for Kisii Town and Major Urban Centres.

Town Centre	2009 Census			2018 Projected			2020 Projected			2022 Projected		
	Male	Female	Total	Male	Female	Total	Male	Female	Total	Male	Female	Total
Kisii	31,329	30,563	61,892	37,507	36,591	74,098	39,038	38,084	77,122	40,632	39,638	80,270
Suneka	2,620	2,900	5,520	3,137	3,471	6,608	3,265	3,614	6,878	3,398	3,761	7,159
Ogembo	1,714	1,761	3,475	2,052	2,108	4,160	2,136	2,194	4,330	2,223	2,284	4,507
Tabaka	6,100	6,600	12,700	7,303	7,901	15,204	7,601	8,224	15,825	7,911	8,560	16,471
Keroka	19,647	22,007	41,654	23,521	26,347	49,868	24,482	27,422	51,904	25,481	28,542	54,022
Total	61,410	63,831	125,241	73,521	76,419	149,940	76,522	79,538	156,060	79,644	82,784	162,429

Source: Kisii County Planning Unit, 2018

Table 1.4 reveals that, Kisii Town has the highest population while Ogembo has the lowest. Kisii Town has a higher number of people during the day because it has the largest open-air market in the region and hosts many institutions of learning as well as businesses. There is, therefore, need for proper planning of our urban centres to enhance service delivery especially in solid waste management, security, provision of water and sewerage services and other infrastructural developments. Establishment of farm produce processing plants and cottage industries in other urban centres will reduce migration to Kisii Town.

1.5.3 Population Density and Distribution by Sub-County

Generally, there are two types of settlements in the County; clustered and scattered. Clustered settlement patterns are mainly found in urban areas. Scattered settlement patterns are found in rural areas. Table 1.5 shows population distribution and density by Sub-County.

Kitutu Chache South is the most densely populated Sub-County with 1,266 persons per square kilometre due to its proximity to Kisii Town while Nyaribari Masaba is the least densely populated with 754 persons per square kilometer (KNBS, 2010).

Table 1.5: Population Distribution and Density by Sub-County.

Sub- County	Area km ²	2009 (Census)		2018 (Projected)		2020 (Projected)		2022 (Projected)	
		Population	Density	Population	Density	Population	Density	Population	Density
Bobasi	240.5	190,074	790	227,559	946	236,847	984	246,513	1,025
Bomachoge Borabu	115.1	107,199	931	128,340	1,115	133,578	1,160	139,030	1,207
Bomachoge Chache	106.3	93,530	880	111,975	1,053	116,546	1,097	121,302	1,141
Bonchari	127.0	114,615	902	137,219	1,080	142,819	1,124	148,648	1,170
Kitutu Chache North	123.8	103,869	839	124,353	1,004	129,429	1,045	134,711	1,088
Kitutu Chache South	104.4	132,131	1,266	158,189	1,515	164,645	1,578	171,365	1,642

Nyaribari Chache	134.3	142,389	1,059	170,470	1,269	177,428	1,320	184,669	1,373
Nyaribari Masaba	161.9	122,070	754	146,144	902	152,109	940	158,316	978
South Mogirango	204.2	159,049	779	190,416	932	198,187	971	206,275	1,010
Total	1,317.5	1,152,282	875	1,379,532	1,047	1,435,832	1,090	1,494,429	1,135

Source: Kisii County Planning Unit, 2018

In 2018, the County density is estimated at 1,047 compared to the National figure of 87.79. Bobasi Sub-County is the highest populated with a population of 190,074 due to many market centres with high population concentration and diverse agricultural activities, while Bomachoge Chache Sub-County is the least populated with a population of 93,530. The high density in the County calls for massive investment in the social and physical infrastructure to support the high population especially in market centres.

1.5.4 Population Distribution and Density by Ward

Kitutu Central ward in Kitutu Chache South Sub-County is the most densely populated with 3,249 persons per square kilometre with a population of 50,363 while Nyamasibi ward in Nyaribari Masaba is the least densely populated with 606 persons per square kilometre with a population of 21,526 (KNBS, 2010). Table 1.6 shows the projected ward populations.

Table 1.6: Population Distribution and Density by Ward.

Ward(s)	Area Km ²	2009 (Census)		Projections					
				2018		2020		2022	
		Pop	Density	Pop	Density	Pop	Density	Pop	Density
Kitutu Central	15.5	50,363	3,249	60,295	3,890	62,756	4,049	65,317	4,214
Kisii Central	17.8	35,341	1,986	42,310	2,377	44,038	2,474	45,835	2,575
Bogiakumu	21.8	27,694	1,270	33,155	1,520	34,509	1,583	35,917	1,648
Bomorenda	26.8	31,952	1,192	38,253	1,427	39,815	1,486	41,440	1,546
Nyatieko	17.9	20,546	1,148	24,598	1,374	25,602	1,430	26,647	1,489
Bobaracho	29.6	32,197	1,088	38,546	1,302	40,120	1,355	41,757	1,411
Keumbu	15.3	16,488	1,078	19,739	1,290	20,545	1,343	21,384	1,398
Boochi/Tendere	31	33,197	1,071	39,744	1,282	41,366	1,334	43,054	1,389
Boochi Borabu	15.7	16,273	1,036	19,482	1,240	20,277	1,292	21,105	1,344
Magenche	34.5	33,703	977	40,349	1,169	41,997	1,217	43,710	1,267
Tabaka	33	32,115	973	38,448	1,165	40,018	1,213	41,651	1,262
Nyakoe	24	23,096	962	27,650	1,152	28,779	1,199	29,954	1,248
Marani	30.1	28,161	936	33,714	1,120	35,091	1,166	36,523	1,213
Bogeka	14.3	13,254	927	15,867	1,109	16,516	1,155	17,190	1,202
Kegogi	22.3	20,558	922	24,612	1,103	25,617	1,149	26,662	1,196

Bombaba Borabu	25.8	23,724	920	28,402	1,100	29,562	1,146	30,768	1,193
Birongo	23.2	21,255	916	25,446	1,096	26,485	1,142	27,566	1,188
Masige East	21.1	19,170	909	22,950	1,087	23,887	1,132	24,862	1,178
Kiogoro	16.1	14,378	893	17,213	1,069	17,916	1,113	18,647	1,158
Ichuni	31.1	27,724	891	33,191	1,067	34,546	1,111	35,956	1,156
Chitago/Borabu	44.4	39,413	888	47,185	1,062	49,112	1,106	51,116	1,151
Bobasi Chache	25.3	22,004	870	26,343	1,041	27,419	1,084	28,538	1,128
Ward(s)	Area Km ²	2009 (Census)		Projections					
				2018		2020		2022	
		Pop	Density	Pop	Density	Pop	Density	Pop	Density
Bassi Bogetaorio	39.4	34,166	867	40,904	1,038	42,573	1,081	44,311	1,125
Bokimonge	39.1	33,499	857	40,105	1,025	41,742	1,068	43,446	1,111
Majoge Bassi	27.8	23,482	845	28,113	1,011	29,260	1,053	30,455	1,095
Sensi	33	27,539	835	32,970	999	34,316	1,040	35,716	1,082
Kiamokama	25.9	20,986	810	25,124	970	26,150	1,010	27,217	1,051
Bassi-Boitangare	25.8	20,562	797	24,617	954	25,622	993	26,667	1,034
Sameta/ Mokwerero	26.9	21,246	790	25,436	945	26,474	984	27,555	1,024
Bosoti/Sengera	47.5	36,851	776	44,118	928	45,919	967	47,793	1,006
Bogetenga	33.9	26,139	771	31,294	923	32,571	961	33,900	1,000
Bogusero	32.7	24,872	761	29,777	910	30,992	948	32,257	986
Nyachekei	41.3	31,088	753	37,219	901	38,738	938	40,319	976
Masimba	34.7	26,013	750	31,143	897	32,414	934	33,737	972
Gesusu	34.8	25,821	742	30,913	888	32,175	925	33,488	962
Monyerero	38.4	27,611	719	33,056	860	34,405	896	35,810	933
Bomariba	28.3	20,168	713	24,145	853	25,131	888	26,156	924
Basi Central	33.1	23,346	705	27,950	844	29,091	879	30,278	915
Getenga	21.2	14,905	703	17,844	841	18,573	876	19,331	912
Ibeno	32.4	22,728	702	27,210	839	28,321	874	29,477	910
Riana	50.1	34,351	686	41,125	820	42,804	854	44,551	889
Boikang'a	29.1	19,866	683	23,783	817	24,755	851	25,765	885
Masige West	27.7	18,492	668	22,138	799	23,042	832	23,983	866
Moticho	42.7	26,611	623	31,859	746	33,159	777	34,513	808
Nyamasibi	35.5	21,526	606	25,771	725	26,823	756	27,918	786

Source: Kisii County Planning Unit, 2018

1.5.5 Population of Persons with Disabilities

According to KNBS (2010) Report, Kisii County had a total of 38,694 people living with disability, which translates to 3 percent of the total population compared to the national average of 4.6 percent. The most common form of disability is the physically challenged. Table 1.7 shows the number of people with disability by type in 2009.

Table 1.7 Population of Persons with Disabilities.

Disability	Visual	Hearing	Speech	Physical	Mental	Self-care	Other	Total	% age of Total Population
Number of People	7,631	3,547	5,905	11,005	4,180	2,777	3,649	38,694	3%

Source: KNBS, 2010.

As indicated in Table 1.7, there are persons living with disabilities in the County and, therefore, there is need to invest in activities and projects that are friendly to them.

1.5.6 Demographic Dividend

The demographic dividend refers to the accelerated economic growth that is initiated by a decline in fertility and mortality rates which result in a change in the age structure from one dominated by child dependents to one dominated by economically productive working-age adults. According to the 2015/16 Kenya Integrated Household Budget Survey (KIHBS), the County's dependency ratio stands at 84.7 per cent compared to the national ratio of 81.6 percent.

For the County to realize its demographic dividend, more investments will be required to be made in reproductive health and family planning to reduce the fertility rate and also invest in education and economic initiatives to facilitate job creation.

1.6 Human Development Index (HDI)

According to the UNDP *Human Development Report (2016)*, Kenya's HDI value for 2015 is 0.555, which puts the country in the medium human development category positioning her at 146 out of 188 countries and territories.

Between 1990 and 2015, Kenya's HDI value increased from 0.473 to 0.555, an increase of 17.3 percent. Table 1.9 reviews Kenya's progress in each of the HDI indicators. Between 1990 and 2015, Kenya's life expectancy at birth increased by 3.4 years; mean years of schooling increased by 2.6 years; and, expected years of schooling increased by 2.0 years. The Report further indicates that Kenya's Gross National Income (GNI) per capita increased by about 26.0 percent between 1990 and 2015.

Table 1.8: Kenya's HDI Trend.

Year	Life Expectancy at Birth	Expected Years of Schooling	Mean Years of Schooling	GNI Per Capita (2011PPP \$)	HDI Value
1990	58.8	9.1	3.7	2,287	0.473

1995	54.5	8.7	4.5	2,130	0.459
2000	50.8	8.4	5.3	2,138	0.447
2005	53.6	9.7	5.8	2,267	0.483
2010	58.8	11.1	6.1	2,529	0.530
2011	59.6	11.1	6.2	2,623	0.536
2012	60.3	11.1	6.2	2,662	0.541
2013	61.0	11.1	6.3	2,733	0.546
2014	61.6	11.1	6.3	2,800	0.550
2015	62.2	11.1	6.3	2,881	0.555

Source: HDI Report, 2016

The HDI emphasizes that people and their capabilities should be the ultimate criteria for assessing the development of a country and not economic growth alone since two countries/regions with the same level of GNI per capita can end up with such different human development outcomes.

The Constitution of Kenya, 2010, in Article 27 recognizes that measures should be put in place to encourage affirmative action programmes and policies to address past inequalities. Economic and social rights to all are also recognized in Article 43. These include the right to health care services; adequate housing and sanitation; adequate food of acceptable quality; clean and safe water; and, appropriate social security to vulnerable groups in the society.

The Constitution also requires measures to be undertaken to ensure the youth access relevant education and training; have opportunities to participate in political, social and economic activities; access to employment; and, protection from harmful cultural practices.

The poverty level in the County is placed at 44.5 percent compared to the national poverty index which is at 32 percent (KIHDS, 2018). This level is still high given the huge resource base of the County. Efforts to bring this level down are needed through the improvement and strengthening of the economic and social sectors of the County.

Life expectancy in the County is estimated at 61 years compared to the National indicator of 62 years. The literacy level in the County is estimated at 90.8 percent as compared to that of the national level at 84.5 percent. Therefore, activities geared towards social protection should be made in order to improve the standard of living in the County.

1.7 Infrastructure Development

1.7.1 Road Network, Parks and Airstrip

The County has a network of 2,724 Kms as presented in Table 1.8

Table 1.9: Road Network by Type in the County.

Type of Road	Earth	Murram	Bitumen	Total
--------------	-------	--------	---------	-------

Number of Kilometres	1,359	1,155	210	2,724
-----------------------------	-------	-------	-----	-------

Source: Kisii County Roads Department, 2018

The bitumen roads pass through major urban centres like Kisii, Ogembo, Keroka, Nyamache, Gesusu, Keumbu, Nyamarambe, Marani, Kenyenia and Suneka. Due to high rainfall and the hilly terrain in the County, there is need to tarmack more roads and maintain the rural access roads to make them accessible.

The County has bus parks in Kisii Town, Keumbu and Suneka. To ensure orderliness in public transport, there is need to construct more bus parks across the County and rehabilitate the existing ones.

The County has one airstrip at Suneka in Bonchari Sub-County which requires expansion to facilitate air transport.

1.7.2 Information Communication and Technology

There are three major mobile phone service providers in the County namely: - Safaricom; Airtel; and, Telkom. It is estimated that over 71.9 percent of mobile subscribers use Safaricom, 14.9 percent Airtel and 8.4 percent Telkom (Communication Authority, 2018). It is estimated that 75.1 percent of the population own mobile phones compared to the national figure of 76.7 percent (KIHBS, 2018).

The installation of fibre optic cables in Kisii Town has enabled businesses and households mainly in urban areas to be connected to the rest of the world through fast internet. Internet connectivity stands at 20.2 percent compared to the national level of 29.9 percent. Currently, approximately 86.2 percent of the households have access to radio and 23.5 percent to TV, compared to the national level of 79.1 percent and 32 percent respectively.

1.7.3 Energy Access

The main sources of lighting in the County are paraffin, solar and electricity. According to 2015/16 KIHBS Basic Report, 56.9 percent of households use paraffin, 29.5 percent use electricity, 12.3 percent use solar, 0.3 percent use generator, and 1.0 percent use other forms of lighting. The high dependence of kerosene has led to high respiratory tract and eye infections due to the fumes.

The report further indicates that 76.3 percent of households use firewood as a source of cooking fuel compared to 54.6 percent nationally, 10.3 percent use charcoal, 6.8 percent use Liquefied Petroleum Gas (LPG), 4.3 percent use kerosene, 1.0 percent use electricity and one percent use other forms of energy. This higher usage of firewood has led to the depletion of forest cover which has negatively impacted the environment.

The electricity coverage in the County is estimated at 29.5 percent compared to 41.4 percent nationally (2015/16 KIBS, 2018). This low level of electricity coverage is attributed to the high cost of acquisition and installation of transformers. There is need to lower this cost in order to enhance rural electrification and at the same time encourage the use of renewable energy sources such as biogas, wind, and solar energy which are environment friendly.

1.7.4 Housing Types

The main housing types in the County are mud/wood houses; brick/block houses; mud/cement houses; stone houses; and, timber houses. In Kisii County, 77 percent of houses have earth floors; 21 percent cement floors; 1 percent have wooden floors; and, less than 1 percent have tile floors. In terms of roofing material, 83 percent have corrugated iron sheet roofs; 12 percent grass and *makuti* roofs; and, 1 percent have concrete roofs.

There is need, therefore, for the County to promote modern and affordable housing technologies so as to meet the high demand of housing which is in line with “the Big Four Plan” of the National Government.

1.8 Land and Land Use

1.8.1 Land Ownership Classification

Land ownership in the County is either private or public. However, most of the land is privately owned as freehold and is mainly used for subsistence farming.

1.8.2 Mean Holding Size

The holding size for Kisii County is small ranging from 0.2 ha to 2.1 ha. The small sizes of land holdings are due to high population pressure and the cultural practice of subdivision for each son in the family for inheritance purposes. The subdivisions have affected agriculture since high potential land has been converted to residential land. There is need to develop land use Policy to clearly designate residential and agricultural land in the County.

1.8.3 Percentage of Land with Title Documents

It is estimated that 35 percent of surveyed land in Kisii County has title deeds. This has serious implications in the County’s development since a small percentage of the County population can access loans for development purposes.

1.8.4 Incidence of Landlessness

Since land in the County is either private or public, there are incidences of landlessness among female members of the society since the male get inheritance from the parents which does not

happen to the female according to the culture of the community. This thus creates a comparative disadvantage to women since they cannot use land for economic gain.

1.8.5 Settlement Patterns

There are two types of settlements in the County; clustered and scattered. Whereas clustered settlement is predominant in urban areas, scattered settlements are in rural areas. The County has witnessed ribbon type of development along the major highways creating centres which pose challenges in service delivery especially in waste management as such centres are not planned.

1.8.6 Type and Size of Land

Kisii County has a total land size of 1,317.50 km², whereby 988.70 km² is arable land, 329.40 km² is not arable, 18.91 km² is water mass and 136.80 km² is urban area.

1.9 Employment

1.9.1 Wage Earners

Kisii County has a population of 587,296 that are economically active in the age bracket of 1565 years. According to the 2013 report by KNBS and Society for International Development (SID), 13.8 percent of the economically active population are in formal employment, while 51.3 percent are in the informal sectors of the economy across the County. However, it is important to note that the male population engages more in economic activities across the County at 81.8 percent, which is much higher than the national male involvement which is at 77.7 percent.

1.9.2 Self-Employed

Self-employment constitutes 10.8 percent of the total economically viable population. In the County, most of the self-employment happens in wholesale and retail trade, *jua kali* industry and in the transport sector.

1.9.3 Labour Force by Sector

The labour force is engaged in both the formal and informal sectors. The formal sector comprises of: - industries; Government parastatals and agencies; banks and other financial institutions; NGOs; religious organisations; insurance companies, among others. The informal sector is estimated to account for over 60 percent of the labour force. Among the areas with high numbers are the *jua kali* and transport sub-sectors.

1.9.4 Unemployment Levels

The unemployment level in the County is estimated at 26.1 percent since out of the potential labour force of 587,296 persons, only 439,884 are employed (KNBS/SID). The dependency rate in the County, therefore, stands at 65 percent. Apart from affordable credit, there is need to establish cottage industries to add value on farm produce and hence create more employment.

1.10 Irrigation and Infrastructure Schemes

1.10.1 Irrigation Potential

There is a high irrigation potential in the County which receives an average of 1,500mm of rain in a year that can be harvested for irrigation purposes. In addition, there are many permanent rivers that traverse the County like Gucha, Riana, Nyakomisaro, Chirichiro among others, which provide a great potential for irrigation purposes.

Non-rain fed agriculture is least practised in the County resulting to importation of horticultural produce like kale, tomatoes, onions, potatoes from other counties like Nakuru, Narok Bomet and Nyandarua, that have embraced irrigation practices. There is need for the County to invest in strategies that promote the use of non-rain fed agriculture to tap on the existing potential.

1.10.2 Irrigation Schemes

There are no irrigation schemes in the County, although, some farmers are practicing greenhouse farming.

1.11 Crops, Livestock, Fish Production and Value Addition

1.11.1 Main Crops

The County produces food and cash crops. The food crops include maize, beans, finger millet, bananas, sweet potatoes, cassava, arrow roots, sorghum, tomatoes, carrots, avocados and vegetables. The cash crops include coffee, tea, pyrethrum and sugarcane.

1.11.2 Acreage Under Food Crops and Cash Crops

Total arable land in the County is 98,870 hectares out of which 70 percent is under food crop while 30 percent is under cash crop production. Crops are produced on small scale due to the small land sizes as a result of population pressure. To boost crop production and productivity, the County will need to promote modern farming technologies.

1.11.3 Average Farm Sizes

The County consists of mostly small scale farmers who own an average farm size of 0.4 hectares leading to low yields as these farms are not economically viable for mechanization. In order to

improve the yields and income to farmers, there is need to promote innovative modern agricultural practices as well as promotion of high value crops to maximise outputs.

1.11.4 Main Storage Facilities

Most farmers store their produce in their houses and granaries since production is mainly for subsistence. The National Cereals and Produce Board (NCPB) in Kisii Town is mainly used to store farm inputs such as fertilizers and certified seeds.

Pre- and post-harvest losses as a result of poor harvesting techniques, inappropriate storage facilities and unsuitable facilities during the marketing process pose a great challenge to farmers. To address this, the County will need to promote the use of modern pre- and post-harvest technologies.

1.11.5 Agriculture Extension, Training, Research and Information Services

Agriculture extension service is mainly provided by the County Government; Parastatals; NonGovernmental Organisations (NGOs); Cooperative societies; private operators; and, Community Based Organisations (CBOs). These services are offered through Farmer Field Schools (FFS); field days; group trainings; individual farm visits; and, agricultural shows. However, the provision of these services is still minimal due to inadequate funding for mobility and poor coordination leading to low productivity. To enhance these services, there is need, therefore, to upscale funding and collaboration with other stakeholders.

Kisii Agricultural Training Centre (KATC) offers trainings and on-farm demonstrations to farmers on new farming technologies. Kisii University also trains students on agricultural education and extension.

The County has collaborated with Kenya Agricultural and Livestock Research Organisation (KALRO) in research and farm trials in a bid to promote best agricultural and husbandry practices.

1.11.6 Main Livestock Breeds and Facilities

The main livestock in the County are dairy and Zebu cattle, goats, sheep, donkeys, poultry among others as presented in Table 1:10.

Table 1.10: Estimated Livestock Population by Type.

Type of Livestock	2013	2017
Dairy cows	162,973	168,228
Beef cattle	110,910	109,388
Hair Sheep	35,143	45,330
Dairy goats	1,414	2,008
Meat goats	89,433	104,438
Chicken (indigenous)	1,196,642	1,406,630
Chicken (layers)	99,991	134,329
Chicken (broilers)	6,576	16,191
Other emerging poultry	8,435	9,279

Pigs	882	1,148
Rabbits	9,393	19,031
Donkeys	3,030	2,755

Source: Department of Livestock, Kisii County

The high number of dairy cows as illustrated in Table 1.10 signalizes the need to establish to establish several coolants plants and livestock feeds processing plants in the County to meet the increasing demand.

Livestock facilities in the County include slaughter houses and markets. Table 1.11 presents the distribution of livestock facilities in the County.

Table 1.11: Livestock Facilities Distribution.

Sub-County	Slaughter Slabs/Houses	Agro/Veterinary Shops	Hides & Skin Bandas	Poultry Hatcheries	Livestock Markets	Artificial Insemination Bull Stations	Service Providers
South Mugirango	6	11	2	1	2	0	3
Bonchari	5	8	1	2	2	0	2
Kitutu Chache South	6	13	2	2	2	0	3
Kitutu Chache North	1	8	2	0	1	0	2
Nyaribari Chache	5	15	1	6	0	1	3
Nyaribari Masaba	5	11	3	3	1	0	3
Bobasi	6	18	5	2	3	0	3
Bomachoge Chache	2	13	2	0	1	0	2
Bomachoge Borabu	5	15	2	1	1	0	3
Total	41	112	20	17	13	1	24

Source: Department of Veterinary, Kisii County

As shown in Table 1.11 that there is only one AI bull station in Nyaribari Chache, there is need, therefore to establish more to meet the demand.

The presence of hides and skin *bandas* in the County and slaughter houses is a signal of a huge untapped potential in the leather industry. To support the growth of the leather industry in the County, there is need to encourage processing of all hides and skins in the County and set up cottage industries, construct a leather park and establish a tannery through PPP arrangements and access to finance. This will help create job opportunities to hundreds of youth.

1.11.7 Main Fishing Activities, Types of Fish Produced, Landing Sites.

The main fishing activities in the County are pond fish farming, shallow dams and river line fishing. There are over 3,500 households involved in this subsector with 3,820 fishponds spread across the County. The main fish species include tilapia and catfish.

1.11.8 Apiculture

Major forests in the County like Nyangweta in South Mogirango are not optimally used for bee keeping. Currently, apiculture is practiced in small scale, though there is high demand for honey

due to the fact that it has medicinal value over processed sugar. Moreover, the developments of apiculture need to be encouraged as bees play a major role in pollination of crops.

1.12 Oil and Other Mineral Resources

1.12.1 Mining and Oil Potential

Kisii County has two main minerals namely; soapstone and granite. Soapstone mining at Tabaka has employed over 10,000 people. However, the mineral is underutilized as, besides curving, other products like chalk, talc powder, ceramic tiles and paints can be produced.

Granite is mainly found in Bonchari and is unexplored. Granite can be used to manufacture tiles for tabletops, countertops, tile floors, stair treads and carving of monuments.

There will be need to invest in appropriate mining equipment, safety of miners and environmental preservation.

1.12.2 Ongoing Mining and Extraction Activities

Quarrying activities mainly for extraction of sand, clay, ballast and soapstone in the County is not well coordinated leading to environmental degradation and sometimes loss of life when quarries collapse. There is, therefore, need to plan quarrying activities and put measures to ensure that mines (quarries) are refilled once extraction is complete.

1.13 Tourism and Wildlife

1.13.1 Main Tourist Attractions and Activities

There are no registered game parks in the County, but there are some geological sites such as Nyangweta, Ritumbe and Ibencho forests that offer good tourist sites. Wild animals found in these forests include: - porcupines; monkeys; snakes and various species of birds. Other unique attraction sites include *Ngoro ya Mwaga* in Manga Hole (a hole believed to be a habitation of natural spirits). Tourists visiting the site are encouraged to carry some firewood which they throw into the hole; if smoke blows from the hole, then it is a sign of acceptance.

Permanent rivers like Gucha can be used for fishing activities while waterfalls at Keera in Chitago Borabu can be used for sporting activities if well exploited. In addition, Kegochi, Kionganyo, Igoma, Keboi, Sakawa hills among others can be used for hiking activities.

In addition to the attraction sites, the County is a gateway to Masai Mara in Narok and Ruma Park in Homabay counties and has facilities like: - financial institutions; supermarkets; medical; hospitality; security and transport. There is a good road network in the County coupled with its proximity to Kisumu International Airport and Homabay airstrip making it very accessible by both road and air from the main towns in western Kenya.

1.13.2 Classified / Major Hotels

There are a number of hotels and restaurants that offer varying levels of services. Among the leading hotels are Ufanisi Hotel with a bed capacity of 120; Nyakoe Hotel with a bed capacity of 80; Dans with a bed capacity of 75. Other hotels include Magharibi, Mash Park, Mwalimu International, Le Premiere, and Water Park among others.

More hotels need to be constructed to increase the capacity and also provide conferencing facilities which are currently being outsourced from other Counties.

1.14 Industry and Trade

1.14.1 Markets

The County has several major markets namely: Daraja Mbili, Kegogi, Etago, Mogonga, Keroka, Ogembo, Suneka, Kenyeny, Nyamache, Marani, Riosiri, Masimba, Tabaka, Nyacheki, Mosoch, Keroka and Keumbu. There are also several market centres spread in the nine constituencies which can be developed in order to decongest Kisii Town. However, these markets lack infrastructure such as sewer system, piped water and all weather roads making them less lucrative as investment hubs.

In order to attract investment and create wealth, the County will improve infrastructure in these market centres.

1.14.2 Industrial Parks (Including Jua Kali Sheds)

Kisii County has an industrial park at Daraja Mbili constructed through the Rural Industrial Development Centre (RIDC) programme of the Kenya Industrial Estate. This programme was meant to open up the country for industrialization but these centres have not been properly managed and thus its original objective has not been realized. In addition, the Constituency Industrial Development Centres (CIDCs) were constructed by the National Government through the Economic Stimulus programme. These centres have not been operationalized as some lack equipment and requisite infrastructure.

There are also *jua kali* shades scattered within Kisii Town in an unplanned manner. There is need to invest in urban planning and construction of modern *jua kali* shades to decongest the roads and enhance security of traders' wares.

1.14.3 Major Industries

Kisii County has no major processing and manufacturing industries. However, it has several factories that engage in tea processing, coffee pulping confectioneries and water bottling. There is great potential in industrial development in the County due to the availability of raw materials (bananas, sugarcane, avocados, livestock, skins and hides, underlying rocks), abundant labor, readily available market, political good-will and other support systems.

1.14.4 Types and Number of Businesses

The types and number of businesses found in Kisii County are indicated in Table 1:12.

Table 1.12: Types and number of businesses.

No	Business Type	Number 2017
1	Supermarkets	5
2	Medium size retail outlets	49,110
3	Wholesalers	365
4	Petrol stations	98
5	Licensed liquor outlets	621
6	Hawkers	850
7	Hotels	720
Total		51,769

Source: County Planning Office, 2018

Table 1.12 indicates that medium size retail outlets consist of 91 percent of the businesses in the County, there is need, therefore, to create environment conducive for doing business.

1.14.5 Micro, Small and Medium Enterprise (MSME)

There are over 53,786 MSMEs in the County that are issued with single business permits; however, only 16,199 are registered, representing about 30 percent of the total. There are also 20 registered *jua kali* Associations with a membership of 2,000. Most of these MSMEs are registered as self-help groups or SACCOs while others belong to merry-go-rounds that are not registered. The fact that most of these MSMEs are not registered means that they cannot access credit and therefore cannot grow.

1.15 Forestry, Agro-Forestry and Value Addition

1.15.1 Main Forest Types and Size of Forest

The County does not have any gazetted forests but has 10 non-gazetted forests covering a total area of 201.5 ha. These non-gazetted forests include Nyangweta, Ritumbe and Ndonyo forests in South Mogirango Sub-County; Keboye Hills in Bonchari Sub-County; Sameta and Nyacheiki Hills in Bobasi Sub-County; Igorera and Ibencho Hills in Bomachoge Borabu Sub-County; Taracha Hills in Nyaribari Chache Sub-County; Sombogo Hill in Kitutu Chache North SubCounty; and, Emborogo Forest in Nyaribari Masaba Sub-County.

Efforts should be made to gazette the forests through the Kenya Forest Services (KFS) as well as to increase the forest cover from the current 201.5 ha to about 500 ha by 2022 to preserve the ecosystem. Farmers/communities should also be encouraged to grow environment friendly trees and reduce over-reliance of in-organic fertilizers in order to improve and maintain soil fertility.

1.15.2 Main Forest Products

The main forest products in the County are: timber, electricity and construction poles, firewood, and medicinal products. Owing to favourable climatic condition, there is need for the County to preserve and increase the forest cover in order to purify the air and attract rainfall.

1.15.3 Agro-forestry

Most of the farmers practice subsistence farming in the County due to small land sizes. There is a major threat on water catchment areas due to population pressure and climate change. The indiscriminate planting of the eucalyptus trees along the riparian areas has contributed to drying up of most water resource areas.

To promote agro-forestry, efforts will be made towards training and encouraging farmers to plant environment friendly trees such as *grevilliae robusta* and establishment of tree nurseries. Promotion of water-friendly species like bamboo and indigenous trees in riparian reserves and wetlands should also be encouraged.

1.15.4 Value Chain Development of Forestry Products

All the twelve tea factories in the County rely on wood fuel as a source of energy for processing. They are a major source of firewood market for the farmers who grow trees as source of income. To ensure continuous conservation of trees and usage for other activities like bee keeping, the factories are constructing a mini-hydro power station at Riamarube village in Sameta Mokwerero Ward, Bobasi Constituency.

Equally the County should encourage farmers to plant fruit trees in their farms such as mango, grafted avocados, guavas, tree tomatoes, oranges among others since they serve a dual purpose of increasing forest cover and providing an alternative source of food.

1.16 Financial Services

1.16.1 Banks and Financial Intermediaries

There are currently 18 banks in the County namely: Barclays Bank, Kenya Commercial Bank, Cooperative Bank, Equity Bank, Bank of Africa, NIC Bank, Credit Bank, Family Bank, Post Bank, CFC Stanbic, Diamond Trust Bank, Eco- Bank, National Bank, Sidian Bank, Kenya Women Finance Trust Bank, Chase Bank and I&M Bank.

In addition to the banks, there are 163 registered SACCOs in the County out of which about 83 of them are active. The major SACCOs in terms of deposits are; Gusii Mwalimu, Wakenya Pamoja, Kenya Achievas, and Kenyenyema.

In addition to the above financial institutions, there are also numerous mobile money agents offering financial services within the County.

1.16.2 Distribution/ Coverage

Majority of banking institutions are concentrated in Kisii Town due to population concentration and the positioning of the town that makes it a commercial hub with exception of SACCOs who have outlets in major markets across the County. However, agency banking has taken services closer to the citizens. Equally, mobile money agency is distributed in all Sub-Counties.

1.17 Environment and Climate Change

1.17.1 Major Degraded Areas

The major contributor to environmental degradation is cultivation on fragile areas such as steep slopes, wetlands, riparian reserves and quarrying activities for hard core and ballast. Cultivation and planting of eucalyptus trees also occurs along all the rivers in the County; this has led to soil erosion, declining water tables, and drying of springs and rivers.

The quarrying activities are mostly pronounced in areas such as Kiogoro and Masongo in Nyaribari Chache; Kenyerere in Bobasi; Gesonso in Bonchari; and at Tabaka in South Mugirango. This has led to landslides and soil erosion hence reduced productivity.

The other contributors to environmental degradation are inadequate solid and liquid waste management facilities particularly in the urban and peri-urban areas. This has led to blockage of drainage systems in urban centres causing flooding and destruction of property.

The County is prone to landslides in the hilly areas in Nyaribari Chache and Bobasi SubCounties due to poor farming methods where riparian areas have been destroyed and river banks left bare. There is need to reclaim all the riparian areas and plant indigenous trees to arrest further soil erosion.

1.17.2 Environmental Threats

Threats to the environment include deforestation, raw discharges of effluent and poor farming practices which cause loss of biodiversity. Deforestation and poor farming practices leave the soil bare making it prone to soil erosion. Raw discharge of effluent from factories, sewerage systems and urban centres into the rivers like Riana and Nyakomisaro, can result to chronic health diseases to people and livestock that depend on them.

There is need to enforce environmental laws, adopt good farming practices, and invest in solid, liquid and e-waste management to mitigate on effects of environmental degradation.

1.17.3 High Spatial and Temporal Variability of Rainfall

The County is endowed with good climatic conditions suitable for agricultural production. In recent years, the rains have become erratic and unpredictable hence making it difficult to plan on farming.

1.17.4 Change of Water Levels

In the recent past, many springs, wells, boreholes and some rivers have dried up due to inadequate conservation and protection of water catchment areas especially along the hill tops, riparian and wetlands. The water catchment areas have been degraded by logging and planting environment unfriendly trees and unplanned human settlement.

1.17.5 Solid Waste Management Facilities

There exists a temporary dumpsite opposite Nyambara Primary School in Kisii Town which poses a danger to the neighbouring communities. The County has had challenges in identifying a site for municipal waste management as many communities do not want this to be located in their neighbourhood, as happened at Etor where the County acquired a dumping site but could not access it due to public outcry.

For the over twenty market centres, there exist only two vehicles and two tractors for garbage collection leading to a pile up of garbage in the market centres. The ban on use of polythene papers by the National Government in October 2017 has significantly reduced the volumes of solid waste that is generated within the County. Most of the solid waste that is generated can be recycled or converted into some economic use.

Identification and maintenance of final disposal sites will be a critical concern in the immediate term. There is need for collaboration between the County Government and private organizations in solid waste management.

1.18 Water and Sanitation

1.18.1 Water Resources

Water resources comprise of surface, ground and roof catchment. Surface water consists of permanent rivers while ground water consists of springs, wells and boreholes. There are several permanent rivers and streams in the County which drain into Lake Victoria. The major one being River Gucha which originates from Kiabonyoru Hills in Nyamira County and has adequate water for the development of a mini-hydroelectric station. Other major water streams include Mogonga, Mogusii, Riana and Iyabe. The County also has numerous springs and boreholes which are sources of water for both human and livestock. However, most of the water is untreated.

1.18.2 Water Supply Schemes

There are over 61 functional water schemes in the County, with Kisii Water Supply being the major water supply scheme serving sections of Kisii and Nyamira Counties. In Kisii County, the activities of the scheme are limited within Kisii Town and its environs, leaving many parts of the County unsupplied with piped water.

To increase access to potable water and reduce the distance covered to access water from the two kilometres in 2013 to one and a half kilometres, the County embarked on rehabilitation and

construction of water schemes. So far, seven water schemes have been rehabilitated; namely Getenga, Suguta, Amasago, Igoma, Rioma, Riosiri and Mosora. Additionally, construction of 18 new water schemes is underway.

There is need for the County to invest in drilling rigs and encourage the formation of community owned and managed water schemes to ensure sustainability.

1.18.3 Water Sources and Access

The average distance to the nearest water point in the County reduced from 2km in 2013 to about 1.5km in 2017. This is as result of the concerted efforts the County has made in water reticulation, drilling boreholes, protection of springs and encouraging drilling of wells and harvesting of rain water.

1.18.4 Water Resources Management

The management of water resources in the County is carried out by the Water Resource Management Authority (WRMA) through the Water Resource Users Associations (WRUAs) which are under National Government. However, their impact is not evident on the ground. The County Water Department carries out policy formulation and development of guidelines, water resources database organization and dissemination, and legislation among other roles.

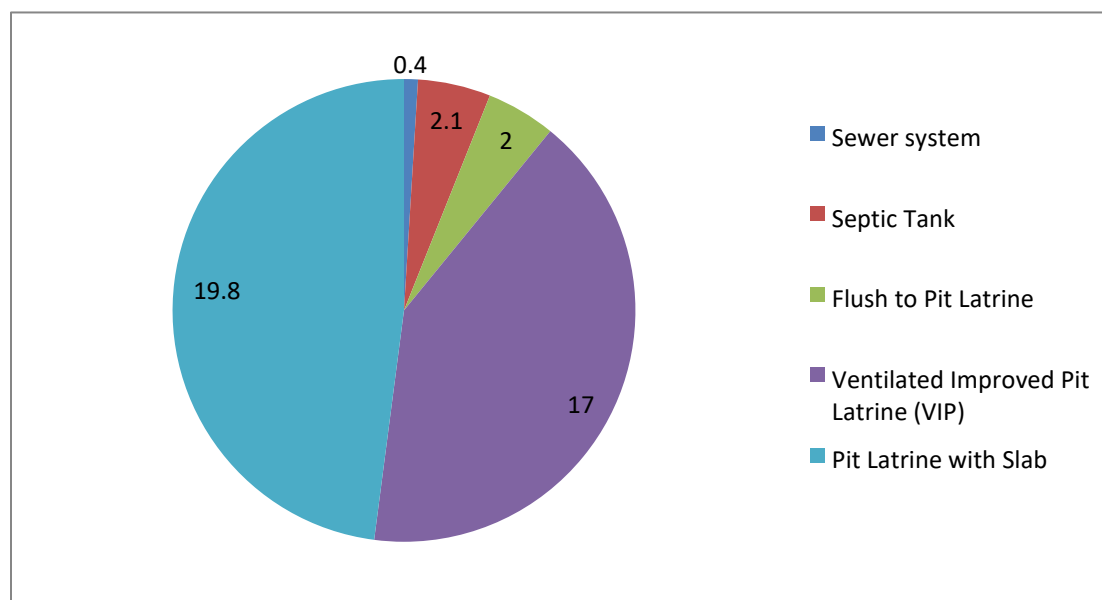
On the other hand, Gusii Water and Sanitation Company under the umbrella of Lake Victoria South Water Services Board is charged with the distribution of piped water and management of distribution lines.

1.18.5 Sanitation

Sanitation refers to the principles and practices relating to the collection, removal or disposal of human excreta, household waste, water and refuse as they impact upon people and the environment. Decent sanitation includes appropriate hygiene awareness and behavior as well as acceptable, affordable and sustainable sanitation services which is crucial for the health and wellbeing of people. Lack of access to safe human waste disposal facilities lead to higher costs to the community through pollution of rivers, ground water and higher incidence of air and water borne diseases. Other costs include reduced incomes as a result of disease and lower educational outcomes. The main focus will be to increase access to improved sanitation by all households and end all incidences of open defecation.

According to KIBS (2018), 41.3 percent of households in the County use improved sanitation facilities, compared to 65.2 percent nationally. Figure 1.3 presents the types of improved sanitation facilities used in the County.

Figure 1.3: Use of Sanitation Facilities in Kisii County.



Source: KIHBS, 2018

1.19 Health Access and Nutrition

1.19.1 Health Access

There is one level five; fourteen level four; twenty-eight level three; and, ninety-one level 2 hospitals, and twenty-four clinics spread across the nine Sub-Counties managed by the County. The doctor to patient ratio stands at 1:7,000 against the recommended World Health Organisation (WHO) of 1:1,100. The County has invested heavily in upgrading, equipping and stocking most health facilities hence reducing the average household distance to the nearest health facility to 3km. Table 1.13 presents the distribution of health facilities by sub-counties.

Table 1.13: Distribution of Health Facilities by Sub-County.

Sub-County	Hospitals			Health Centres			Dispensaries			Clinics		
	Government	Private	NGO	Government	Private	NGO	Government	Private	NGO	Government	Private	NGO
Kisii Central	3	5	2	4	0	1	21	1	3	2	8	1
Marani	1	0	0	2	0	0	5	0	1	0	0	0
Kisii South	1	0	1	2	0	0	11	0	0	0	1	0
Masaba South	3	1	0	1	0	0	10	1	1	0	1	0
Gucha South	3	0	0	4	0	2	9	0	2	0	0	0
Gucha	1	0	0	0	0	2	5	0	1	0	2	0
Kenyenya	1	1	0	0	0	1	6	0	0	0	4	0
Nyamache	2	0	0	5	0	1	7	0	0	0	0	0
Sameta	0	0	0	3	0	0	7	0	0	1	3	0
	15	7	3	21	0	7	81	2	8	3	19	1

Source: Kisii County Health Department, 2018

1.19.2 Morbidity

The morbidity rate in the County stands at 22.7% for men and 27.4% for women. In order of prevalence, the five most common diseases are malaria, diarrhea, skin diseases, pneumonia and respiratory diseases. It is worthwhile to note that the County needs to invest more on preventive healthcare as most of these diseases are preventable.

1.19.3 Nutritional Status

The County has a few number of stunted children growths. However, there is need to sensitize communities on proper feeding methods.

1.19.4 Immunization Coverage

The immunization coverage rate in the County stood at 97 percent in 2016 but has since dropped to 57.3 percent in 2017, reflecting a decline trend due to the prolonged nurses' strike. There is need to increase awareness interventions to ensure 100 percent immunization through public sensitization on the importance of immunization. This will aim at reducing child mortality rates in the County and hence accelerate the achievement of Sustainable Development Goal (SDG) 3.

1.19.5 Maternal Health Care

Currently skilled deliveries stand at 88 percent with maternal mortality reported at 27 per 1,000 live births with 123 health facilities providing delivery services in the County. All the health facilities are under the '*Linda-Mama*' programme which offers free maternity services for women under NHIF cover. There is, therefore, need to ensure that all child-bearing women are members of this scheme so as to benefit from this service.

1.19.6 Access to Family Planning Services/Contraceptive Prevalence

Efforts have been made to increase awareness of available family planning methods and facilities. According to the Kenya County Health Fact Sheet, 2015, contraceptive prevalence in Kisii County stood at 62.8 percent in 2015 compared to the national figure of 53.2 percent. However, based on the Kisii Annual Progress Report, 2017, the number of women of reproductive age under family planning stands at 42 percent.

There is need to enhance family planning campaigns in order to reduce the pressure on available land and other amenities.

1.19.7 HIV/AIDS Prevalence Rates and Related Services

Kisii County HIV prevalence rate stood at 4.7 percent in 2015 (Kenya HIV County Profiles 2016). By the end of 2015, it was estimated that 34,014 people were living with HIV of which 22 percent being young people aged between 15-24 years and 6 percent being children under the age of 15 years. The HIV prevalence in women was higher (5 percent) than that of men (4.3 percent). Annual new infections stand at 5,976 (adult: 4,891, children: 1,085).

The County in partnership with other stakeholders has made major interventions which include stigma reduction campaigns; risk reduction counseling and skill building; male and female condom demonstration and distribution; mother to child transmission prevention campaigns and free counseling; testing and free administration of antiretroviral drugs. These efforts need to be intensified.

1.20 Education, Skills, Literacy and Infrastructure

1.20.1 Pre-School Education

Pre – School education includes two levels of learning namely Nursery and Pre-Unit. There are 701 public ECDE centres and 378 registered private ECDE centres in the County with a pupil enrolment of 124,991, representing 98.6% net enrolment rate. The County has initiated the construction of 315 classrooms in ECDE centres in a bid to improve the learning environment so as to reduce dropout rates and increase transition rates thereby enhancing the quality of learning and teaching in these centres.

1.20.2 Primary Education

Primary Education is a National Government function as per the Constitution of Kenya 2010. However, the County Government depends on primary education provision of administrative roles over the Pre-School education and provision of site/location/land for construction of the ECDE classrooms.

There are 705 public Primary Schools and 376 private primary Schools in the County with a total of 321,082 pupils, representing a 99.2% enrolment rate. The enrollment in the Primary Schools is dependent on the transition of pupils from Pre-School to Primary Education. It's important to note also that the performance of pupils in Primary Education is dependent on the quality of education provided at Pre-School. Therefore, the County Government as well as the National Government need to work under close collaboration so as to reduce the dropout rates from PreSchool as well as increasing retention and transition rates between the two levels of learning.

1.20.3 Non-Formal Education

Non-formal education has not been formally rolled out in Kisii. However, there is great need for the adoption of the same in order to provide education for children who miss out school early in life. These include the children in the streets, children with disabilities and young mothers among others. This would prepare them for joining secondary education or enrollment into the vocational training.

1.20.3 Youth Polytechnics

There are 49 youth polytechnics with a total population of 3,882 trainees. Plans are being put in place towards revitalizing and staffing of the polytechnics across the County and this is expected to enhance enrolment and offer quality courses in the institutions.

Going forward youth polytechnics need to specialize in specific programmes and develop into centres of excellence for that particular skill.

1.20.4 Secondary Education

There are 350 Public and 21 Private Secondary Schools with a student population of 114,166 in the County staffed with 3,940 teachers giving a teacher/student ratio of 1:48. There are two National Schools within the County namely: Kisii High School and Nyabururu Girls High School. The dropout rate in Secondary education is at 6% in relation to an enrollment rate of 81.5%.

Despite the fact that provision of Secondary Education is a National Government function, the County is a key partner in the Education sector. The County has put intervention measures such as provision of bursaries to needy students in secondary schools since 2013.

1.20.5 Tertiary Education

The County has one Public University (Kisii University); three public University campuses (University of Nairobi, Jomo Kenyatta University of Agriculture and Technology, and Jaramogi Oginga Odinga University of Science and Technology); and, one private university (Mount Kenya University). Additionally, there exists one National Polytechnic (Kisii National Polytechnic); two Technical Training Institutes (Keroka and Kisii South); two Teachers Training College (Kenyenya and Nyabururu) and numerous private colleges offering diploma and certificate courses.

Tertiary education is a National Government function but the County shall continue to collaborate with these institutions through the mainstream Ministry of Education in a bid to ensure that needy and vulnerable bright students within the County are not disadvantaged in getting education.

1.20.6 Adult and Continuing Education

There are 158 Adult and Continuing Education Centres in the County with a total enrolment of 9,502 (2,742 male and 6,760 female). The number of women enrolment has continued to increase in comparison to the male counterparts. The overall literacy level is 86.5 percent.

1.20.7 Technical, Vocational Education and Training (VET)

Vocational education is offered at Technical Training Institutions (TTI) and youth polytechnics in the County. Currently there are sixty-three public VETs and one private VET. There are a number of informal homecraft centres especially in stone and wood carving.

1.21 Sports, Culture and Creative Arts

1.21.1 Museums, Heritage and Cultural Sites

There is no museum in the County; however, various cultural and heritage sites exist but have not been gazetted. These include; Mosochi caves in Chitago Borabu; Sakawa stool in Marani; Manga escarpment and Gusii cultural centre. There is need to establish a museum which will help to preserve and promote the Omogusii culture.

1.21.2 Talent Academies

There are no talent centres in the County currently. It is, therefore, imperative that this sector is considered for funding to enable the youthful population realize their full potential and transform lives.

1.21.3 Sports Facilities

Gusii Stadium is the main sports facility in the County. There are other sporting facilities like Kisii sports Club and several playgrounds across the County. These facilities are however inadequate and there is need to increase investment in the area to enhance tapping and nurturing of talent.

1.21.4 Libraries /Information Documentation Centres/ Citizen Service Centres

Currently, there exists one National library in Kisii Town under the management of Kenya National Library Services. Additionally, the County has constructed two libraries (Kenyan and Ogembo), but are not operational since they are yet to be stocked with relevant materials. There is need to establish more libraries, information documentation centres and Citizen Service centres, so as to encourage reading culture and dissemination of information across the County.

The County has three Information and Documentation Centres (IDCs), besides Huduma Centre that is located in Kisii Town. The IDCs are located in County Commissioners' compounds in Kisii Town, Masimba and Nyamarambe; however, they are not operational. The centres are equipped with furniture and computers but they don't have staff to run them. There is urgent need for discussions with the National Government to hand over these facilities to the County Government so that staff can be deployed to operationalize them. These centres can serve as citizen services centres to decongest Huduma Centre in Kisii Town.

1.21.5 Registered Traditional Herbalists and Medicinemen

There are 20 registered Traditional Medical Practitioners in the County and a number that are not registered but are offering traditional herbal services. There is, therefore, need to register practitioners, promote and regulate the industry.

1.22 Community Organizations

1.22.1 Cooperative Societies

There are 256 Cooperative Societies spread across the County with a membership of 374,510 out of which 83 are active. These societies are important in the mobilization of resources for their members. They are also important in marketing of farm produce and value addition.

There is need to revitalize the cooperative movement across the County by enhancing governance and capacity building of members and employees.

1.22.2 Non-Governmental Organizations (NGOs)

There are 103 registered NGOs implementing various programmes and projects in the County, these include health, environmental conservation, governance, agriculture, empowerment of vulnerable groups and poverty alleviation.

Coordination of these organisations is a challenge because most of them operate independently leading to overlapping and duplication of programmes and project. There is need, therefore, to enhance proper coordination and partnerships.

1.22.3 Development Partners

There are several development partners collaborating with the County to achieve its development agenda. These include; World Bank (agriculture, health services, planning and governance); Danish International Development Agency (health services); European Union (agriculture and water); German bank (water services); and, Arab Bank of Economic Development in Africa (health services). There is need, therefore, to strengthen partnerships and collaborations.

1.22.4 Youth Empowerment and Social Inclusion

There are four youth empowerment centres at Nyamarambe, Masimba, Kiamoiro and Kiamwasi whose aim is to creatively engage young people with a view to tapping their talent and creating opportunities for them. However, these centres are ill-equipped and there is need, therefore, to operationalise them and establish more in the Sub-Counties.

Additionally, there exist a Youth Development Fund providing cheap credit to the young entrepreneurs that requires enhancement to increase coverage.

1.22.5 Security, Law and Order

1.22.6 Number of Police Stations and Posts by Sub-County

There are 11 police stations in the County as presented in Table 1.14

Table 1.14: Distribution of Police Stations and Posts in the County.

Division	Police Stations	Number of Patrol Base
Kisii Central	1	3

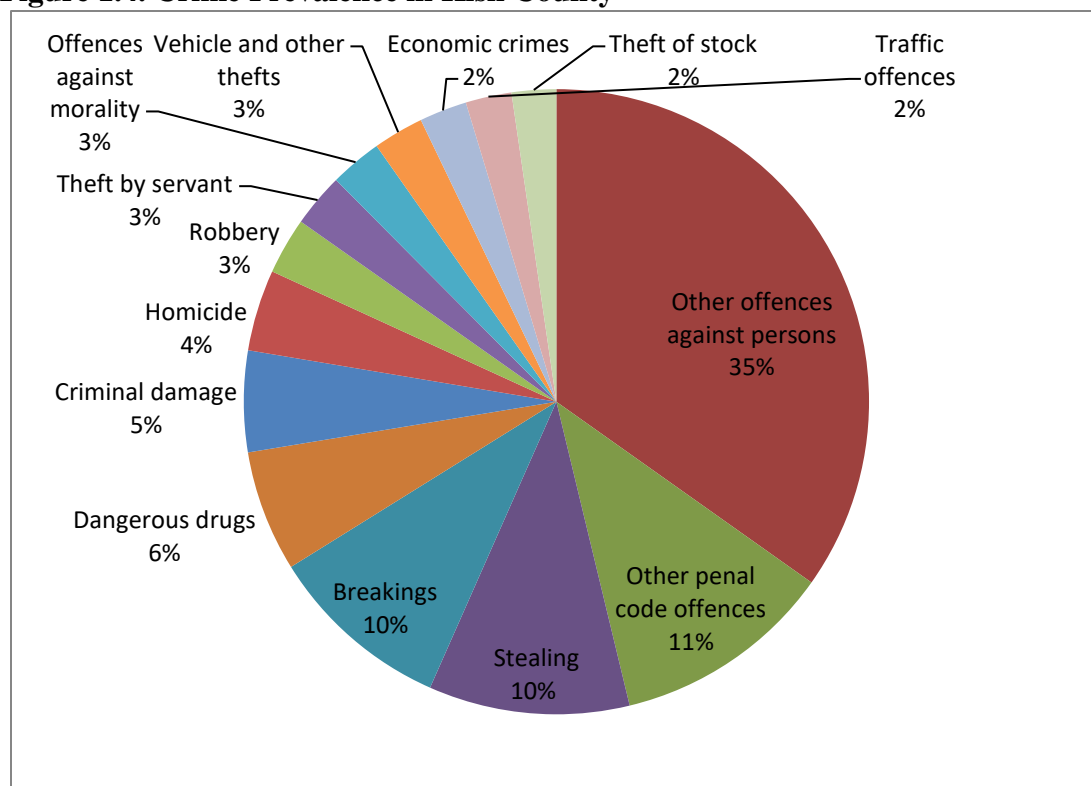
Masaba South	1	1
Marani	1	1
Gucha	1	2
Kenyenya	1	2
Gucha South	3	2
Kisii South	1	-
Nyamache	1	-
Sameta	1	-
Total	11	11

Source: National Police Service, Kisii County, 2018

1.22.7 Types, Trends and Crime Prone Areas.

Kisii County is relatively calm; however, there are few incidences of lawlessness as presented in Figure 1.4.

Figure 1.4. Crime Prevalence in Kisii County



Source: KNBS, 2017

1.22.8 Types and Number of Courts

The judiciary is not devolved; however, there exists a high court and two magistrate courts in Kisii County, managed by the National Government. The high population and demand for judicial services calls for the need to set up more courts in the County to reduce the long delays in determination of cases, an issue that affects all regions of the country. Equally, there is need to

set up County courts to handle cases related to revenue collection, littering, licencing etc. within the county. Table 1.15 shows the type location and number of courts found within the County.

Table 1.15: Types and Number of Courts.

Type	Location	Number
High Court	Kisii Town	1
Magistrate Court	Kisii Town	1
	Ogembo	1

Source: KNBS, 2018

There exist only two magistrate courts in the County. Compared to the number of the population and constituencies, there is need to establish more courts preferably at Etago in South Mugirango and Masimba in Nyaribari Masaba to reduce the distance in seeking justice.

1.23.2 Prisons and Probation Services

The County has got only one Government of Kenya (GK) prison located in Kisii Town. However, this prison is congested, hence there is need to open more prisons at Ogembo and Marani. Probation services are provided in all the nine Sub-Counties.

1.23.3 Number of Public Prosecution Offices

There is only one public prosecution office in the County located in Kisii Town.

1.23.4 Number of Prosecutions over the Years

Over the last five years, the County witnessed 36,572 prosecutions. Kisii High Court is a regional court serving Nyamira, Migori, Homabay, Kericho, Bomet and Narok counties; hence the prosecutions are not necessarily related to crimes conducted in the County. Table 1.16 present the trend of prosecution over the last five years.

Table 1.16 Prosecution Trend in the Last Four Years.

Year	2013	2014	2015	2016	2017
Number of Prosecutions	6,223	8,266	7,452	9,125	5,506

Source: KNBS, 2018

1.23.5 Community Policing Activities

Collaboration between the community and the police through community policing services has a reduction in crime within the County. There is need, therefore, to strengthen the collaboration.

1.23.6 Immigration Activities

There is a satellite immigration office in Kisii that offers immigration services. However, due to increase in population there is need to open an office in Kisii Town to serve the Southern Nyanza region comprising of Kisii, Nyamira, Migori, and Homabay counties and even Bomet, Kericho and Narok counties.

1.23 Social Protection

1.23.1 Number of Orphans and Vulnerable Children (OVCs)

The number of registered Orphans and Vulnerable Children currently stands at 1,500 according to the Department of Gender and Social Services distributed in the constituencies as illustrated in Table 1.17.

Table 1.17 Distributions of households with OVCs in the County.

Constituency	Bobasi	South Mogirango	Bonchari	Nyaribari Chache	Nyaribari Masaba	Kitutu Chache Noth	Kitutu Chache South	Bomachoge Chache	Bomachoge Borabu
Number of households with OVCs	1,486	1,088	1,409	883	1,691	899	867	825	900

Source: Children's Office Kisii, 2018

Nyaribari Masaba has the highest number of households registered with OVCs and Bomachoge Chache has the least number. There is need, though to enhance the cash transfer programme to ensure that the needs of the registered children are taken care of.

1.23.2 Street Children

Street children are estimated at 500 in the County and most of them are in Kisii Town, most of whom are below 18 years. This calls for establishment of rehabilitation centres across the County to address their plight.

1.23.3 Child Care Facilities and Institutions by Sub-County

Most of the child care facilities are either privately owned or under the management of the Faith Based Organisations (FBOs) and Community Based Organizations (CBOs). Collaborations with these institutions need to be enhanced to take care of children's welfare. The distribution of these institutions is presented in Table 1.18.

Table 1.18: Distribution of Child Care Facilities in the County.

Sub-County	Bobasi	South Mugirango	Bonchari	Nyaribari Chache	Nyaribari Masaba	Kitutu Chache North	Kitutu Chache South	Bomachoge Chache	Bomachoge Borabu
No. of Childcare Facilities	0	2	0	4	0	1	1	6	0

Source: *Children's Office Kisii, 2018*

Bomachoge Chache has the highest number of child care facilities in the County while Bobasi, Bonchari, Bomachoge Borabu and Nyaribari Masaba have none. There is need, therefore, to establish children care facilities in these sub-counties to take care of vulnerable children, as they are found in all sub-counties.

1.23.4 Social Net Programmes in the County

There are five major social net programmes in the County namely run by either the National or County governments; Youth Enterprise Fund, Uwezo Fund, Youth Fund, Disability Fund and Affirmative Fund.

CHAPTER TWO LINKAGES WITH OTHER PLANS

2.0 Introduction

This Chapter discusses the County Integrated Development Plan linkages with the Kenya Vision 2030, the Constitution of Kenya, 2010 and other long term planning and policy documents. A brief status of Sustainable Development Goals at the County level is also provided. Further, the linkage between the Big Four and County development agenda has been expounded.

2.1 Linkage with the Constitution of Kenya, 2010

The promulgation of the new constitution in August 2010 paved way to the creation of devolved governance units (counties) to take power and resources closer to the people. It is from this background that the County Integrated Development Plan is made to provide baseline information on County statistics and development statuses, provide a basis for decision making in terms of development for the County and take stock of all development projects. Among other uses, the County Integrated Development Plan will enable readers to get a full picture of the main features of the County. This knowledge will guide policy formulation by both government and counties on development of a County performance monitoring systems.

The document is anticipated to be used by public sector organizations that are now accelerating their planning; civil society organizations—the public, media, businesses—who need to engage knowledgeably with the County Governments; and, development partners who will need to focus their strategies and programmes to the County administration and service delivery environment.

The Constitution has galvanized the interest of communities, professionals, leaders, and business people to participate in the leadership, development and economic future of the counties in Kenya. In the spirit of engaging the public on matters that concern them, in preparation of this Plan, the public was engaged through public participation fora as provided for in the Kenyan Constitution, 2010 resulting to ward specific projects.

2.2 Linkage with Kenya Vision 2030

Kenya Vision 2030 is the National Policy Economic Blueprint that aims to transform Kenya into a modern, globally competitive, middle income country providing a high quality of life to all its citizens. Kenya Vision 2030 is a product of highly participatory, consultative and inclusive stakeholder's process conducted throughout the country and in all sectors of the economy.

The Vision is anchored on three key pillars: economic; social; and political. The Economic Pillar aims to achieve an average Gross Domestic Product (GDP) growth rate of 10 percent per annum and sustain the same till 2030 in order to generate more resources to reinvigorate the economy to meet its envisaged goals and aspirations. The key sectors in this pillar include: tourism, agriculture and livestock, manufacturing, wholesale and retail trade, Business Process Outsourcing (BPO) and financial services. A seventh sector, oil and mineral resources, has now been added taking cognisance of the recent developments relating to discoveries of oil and other minerals in various parts of the country.

The Social Pillar seeks to build a just and cohesive society with social equity in a clean and secure environment. The main sectors under this pillar include education and training, health, water and irrigation, environment, housing and urbanization, gender, sports, youth and culture. The Political Pillar aims at realizing a democratic political system founded on issue-based politics that respect the rule of law, and protects the fundamental rights and freedoms of every individual in the Kenyan society.

The three pillars are anchored on a number of foundations, which serve as enablers that create an environment that is geared towards the realization of Vision 2030. These include: macroeconomic stability; continuity in governance reforms; enhanced equity and wealth creation opportunities for the poor; infrastructure; energy; science, technology and innovation; land reforms; human resource development; security and public sector reforms. An additional enabler: national values and ethics, has been included following the passing of the Constitution of Kenya, 2010.

In Kisii County, the vision has been achieved through National and County programs that include: Creation of a one-stop-shop for government service delivery - *Huduma Centre*, development of National Land Use Master Plan that will guide utilization of land resource within the Country and the County; land cover and land use mapping; supply of computers to early learners; creation of Centre of Excellency at Rianyabaro in Bonchari Sub County under the Economic Pillar as enablers. Under the Social Pillar are programmes like National Health Insurance Scheme whose implementation is ongoing; and, increase in women representation in

both levels of Government which has seen created 47 women representatives from the same number of devolved units, with the current Kisii County Assembly having 23 female MCAs against 46 male representatives.

2.3 Linkage with the Medium-Term Plan (MTP III)

The Kenyan Vision 2030 is implemented through successive five-year Medium Term Plans. County governments therefore must integrate the aspiration of Kenya Vision 2030 and Medium Term Plans in preparing of County Integrated Development Plans. The CIDP is envisaged to support implementation of Vision 2030 and achievement of SDGs, through different projects and programmes identified at the County level.

The Third MTP will mark the third phase of Vision 2030 whose overarching objective is to transform Kenya into “an upper middle-income rapidly industrializing country offering all its citizens a high quality of life in a clean and safe environment” by the year 2030. It will endeavor to move the economy towards a higher growth trajectory by the end of the Plan.

Since the implementation of Vision 2030 began in 2008, several milestones have been achieved. These are documented in the Annual Progress and Mid-Term Review Reports for MTP I and MTP II.

The Third MTP will build on gains made so far in key sectors of the economy including completing projects initiated during the MTP II. It will target not only increasing the level of investment but also enhancing the productivity of investment, as well as raising productivity in all sectors of the economy. The plan will also place emphasis on structural transformation of the economy in terms of increasing the share of manufacturing and productive sectors and increasing the share of exports to GDP.

The MTP III will basically be implementing the big four agenda; food security, affordable housing, manufacturing and affordable healthcare for all. "The Big Four are expected to create jobs, which will enable our people to meet their basic needs that will transform their lives to a new status of greater comfort and wellbeing.

Under manufacturing, the government will focus on boosting four manufacturing sub sectors namely the Blue Economy, Agro-Processing, Leather and Textiles. The fishing industry is expected to grow seven-fold and a ready market for leather products will be guaranteed from government departments notably the armed forces and other agencies. Further, our tea, coffee, meat, fruits and vegetables will be processed locally to obtain more value from our produce, and create more jobs and wealth for Kenyans. The County Government will also partner with foreign investors in manufacturing to ensure Kenyans receive proper training and safeguard protection of intellectual property rights.

The government targets to ensure that half a million Kenyans will be able to own affordable and decent homes by 2022 by reducing mortgage and construction costs. Universal health care will be realized by policy and administrative reforms in the medical sector. The government will

enforce collaboration between National Hospital Insurance Fund (NHIF) and private medical insurance providers so as to ensure wider coverage. On food security, all idle arable land will be put to use where the Ministry of Agriculture and Irrigation will publish terms which commercial farmers can lease agricultural land owned by the government.

The County government will provide incentives, such as land, for establishment of processing factories for our farm produce. Further, tea and coffee factories will be supported to process their products for value addition. Through the department of Roads and Public Works, the general public and investors will be trained on manufacturing and use of low cost materials for construction of affordable houses.

2.4 Legislation on Integrated Planning in Kenya

Integrated development planning is defined as “a process through which efforts at national and devolved levels of government and other relevant public institutions are coordinated at local level, and through which economic, social, environmental, legal and spatial aspects of development are brought together to produce a plan that meets the needs and targets set for the benefit of local communities”.

2.4.1 County Government Act, 2012

The County Government Act 2012, in fulfilment of constitutional requirement to legislate the preparation of County plans, details the goals and procedures of “County Planning” (Part XI of the Act). County planners are required to prepare 5-year integrated County development plans and the annual County budgets to implement them.

Under Article 100(h) of the Act, County planning is expected “to provide a platform for unifying planning, budgeting, financing programmes, implementation, and performance review”. A County planning unit shall be responsible for “coordinated integrated development planning”. County plans will have the goal of promoting harmony with national and other County plans, land-use plans, urban planning and environmental conservation.

The County Government Act, 2012, section 104 (1), states that, “a County government shall plan for the County and no public funds shall be appropriated without a planning framework developed by the County executive committee and approved by the County assembly”. It also states that the County planning framework (as in the definition above) shall integrate economic, physical, social, environmental and spatial planning.

2.4.2 Public Finance Management (PFM) Act, 2012

The Public Finance Management Act (PFMA), 2012, emphasizes what the County Government Act states but puts a slightly different emphasis on planning. Whereas the County Government Act requires a “five-year County Integrated Development Plan”, the PFMA (Part IV (126) (1)) requires both a long-term and medium term plan. According to the PFMA, a budget process for the County government in any financial year shall consist of the following stages:

- i. Start with an integrated development planning process, which shall contain both short term and medium term plans.
- ii. Preparation of an annual development plan as per Article 220 (2) of the constitution.
- iii. Preparation of annual budgets based on projects and other expenditure contained in the annual plan.

2.4.3 Urban Areas and Cities Act, 2011

Urban Areas and Cities Act (2011) is also emphatic on the need for 5-year integrated development planning and the need to align annual budgeting to the plan. These plans are separate from those of the County. In section 36(2) it states that “an integrated urban or city development plan shall bind, guide, and inform all planning for development and decisionmaking and ensure comprehensive inclusion of functions.”

2.5 Integration of the Sustainable Development Goals (SDGs) into the CIDP.

The SDGs, also known as Global Goals, build on the success of the Millennium Development Goals (MDGs) and aim to go further to end all forms of poverty. The new Goals are unique in that they call for action by all countries, poor, rich and middle-income to promote prosperity while protecting the planet. On 1 January 2016, the 17 Sustainable Development Goals (SDGs) of the 2030 Agenda for Sustainable Development, adopted by world leaders in September 2015 at an historic UN Summit, officially came into force. They recognize that ending poverty must go hand-in-hand with strategies that build economic growth and addresses a range of social needs including education, health, social protection, and job opportunities, while tackling climate change and environmental protection. Over the next fifteen years, with these new Goals that universally apply to all, countries will mobilize efforts to end all forms of poverty, fight inequalities and tackle climate change, while ensuring that no one is left behind. The County will implement relevant Goals as follows:

Goal 1: End Poverty in All its Forms Everywhere.

The objective of the Goal is to reduce atleast by half the proportion of men, women and children of all ages living in poverty in all its dimensions according to national definition by 2030; ensure that all men and women, particularly the poor and the vulnerable have equal rights to economic resources as well as access to basic services; ownership and control over land and other form of property, inheritance, natural resources, appropriate new technology, and financial services.

To realize the Goal, the County will identify people living in poverty at the grass-root level and to target resources and services to help them overcome deprivation and dehumanizing poverty. This will be achieved through enhancement of funds targeting the people living with disabilities, Youth, Women and through creation of County trade credit scheme. As a result, this approach will build the resilience of the poor and those in vulnerable situations, and reduce their exposure

and vulnerability to climate-related extreme events and other economic, social and environmental shocks and disasters.

Goal 2: End Hunger, Achieve Food Security and Improved Nutrition and Promote Sustainable Agriculture.

This Goal aims at ensuring that by 2030, we double the agricultural productivity and the incomes of small scale food producers, particularly women, indigenous peoples, family farmers, pastoralists and fishers, through secure and equal access to land, other productive resources and inputs, knowledge, financial services, markets, and opportunities for value addition and non-farm employment; ensure sustainable food production systems and implement resilient agricultural practices that increase productivity and production that help maintain ecosystems and that strengthen capacity for adaptation to climate change, extreme weather, and that progressively improve land and soil quality.

Goal 3: Ensure Healthy Lives and Promote Well Being for all at all Ages.

This Goal aims at ensuring universal access to sexual and reproductive health care services, including family planning, information and education, and the integration of reproductive health into national strategies and programmes; substantially reduce the number of deaths and illnesses from hazardous chemicals and air, water, and soil pollution and contamination; and, reduce the global maternal mortality ratio to less than 70 per 100,000 live births.

In order to help people to live long and healthy lives, the County will implement the following programmes and projects: - implementation of the free maternal healthcare; equipping the existing healthcare centres; construction of the regional cancer centre; employment of additional healthcare human resources; collaboration with learning institutions for research on various ailments; provision of subsidized pharmaceuticals and non-pharmaceuticals; enrolling underprivileged members of community to Health Insurance Scheme to enable affordability; provision of clean environment through proper waste management.

Goal 4: Ensure Inclusive and Equitable Quality Education and Promote Lifelong Learning Opportunities for All.

The aim of this Goal is to have all girls and boys have access to quality early childhood development, care and pre-primary education so that they are ready for primary education by 2030; girls and boys complete free, equitable and quality primary and secondary education leading to relevant and effective learning outcomes.

In achieving the Goal, the County will continue to identify and tackle the barriers to school attendance. In particular, the County will build and upgrade education facilities that are child, disability and gender sensitive and provide safe, non-violent, inclusive and effective learning environment for all. It will also integrate technical and vocational training programmes into local

economic development strategies, making sure training is valuable to labor market opportunities. Further, the County will reach out to vulnerable and marginalized individuals and communities to ensure they have access to education and training that meet their needs. In particular, the County will put in place the following strategies to address education issues: - Employment of EYE instructors; construction of EYE centres, introduction of feeding programme in EYE centres and equipping them with relevant learning material; employment of technical polytechnics instructors; and, construction of youth polytechnics and equipping them.

Goal 5: Achieve Gender Equality and Empower all Women and Girls.

The Goal aims to end all forms of discrimination against women and girls everywhere; eliminate all harmful practices, such as child, early and forced marriage and female genital mutilations; eliminate all forms of violence against all women and girls in public and private sphere, including trafficking, sexual and other types of exploitation; and, ensure universal access to sexual and reproductive health and rights. To achieve the objective of the Goal, the County Government has developed legislations to give women equal rights and opportunities to economic resources, among them, the establishment of the Affirmative Fund which will be enhanced over the Plan period; nominated 24 women MCAs; appointed 4 women CECs out of 10 and 5 COs out of 14 in compliance to the Kenyan Constitution (2010) which requires appointments to public offices not to be more than three quarters of either gender.

Goal 6: Ensure Availability and Sustainable Management of Water and Sanitation for All.

The Goal aims to achieve universal and equitable access to safe and affordable drinking water for all by 2030; improve water quality by reducing pollution, eliminating dumping and minimizing release of hazardous chemicals and materials, reducing the proportion of untreated water, and increasing recycling and safe reuse; protect and restore water related ecosystems including mountains, forests, wetlands, rivers and aquifers by 2020.

To realize the Goal, the County Government is committed to ensuring access to clean water and sanitation through construction of water schemes, protection of water springs, harvesting rain water and expansion of sewer lines. In protecting the water catchment areas, the County will come up with programmes to cut down all blue gum (eucalyptus) along the wetlands and increase vegetation cover from the current 7 percent to 10 percent by the end of the Plan period.

Goal 7: Ensure Access to Affordable, Reliable, Sustainable and Modern Energy for All.

The Goal aims at universal access to affordable, reliable, and modern energy services and substantial increase of the share of renewable energy by 2030. In realizing the Goal, the County will identify gaps in access to affordable energy among vulnerable groups in the communities and address them thus contributing to energy efficiency directly by investing in energy efficient infrastructure, alternative and green energy sources. In particular, the County will establish biogas demonstration centres in all the sub-counties and train groups on manufacture and usage of energy saving jikos.

Goal 8: Promote Sustained, Inclusive and Sustainable Economic Growth, Full and Productive Employment and Decent Work for All.

The Goal aims to achieve higher levels of productivity of economies through diversification, technological upgrading and innovation, through a focus on high value added and labourintensive technologies. It also aims to achieve full and productive employment and decent work for all women and men, including young people and persons with disability and equal pay for work of equal value by 2030.

In realizing the Goal, the County will generate growth and employment from the bottom up through local economic development strategies that harness the unique resources and local opportunities. This will be achieved through market development in the Wards and creation of cottage industries.

Goal 9: Build Resilient Infrastructure; Promote Inclusive and Sustainable Industrialization and Foster Innovation.

The aim of the Goal is to increase access of small-scale industrial and other enterprises, particularly in developing countries, to financial services including affordable credit and their integration into value chains and markets; upgrade infrastructure and retrofit industries to make them sustainable with increased resources; use efficiency and greater adoption of clean and environmentally sound technologies and industrial process by 2030.

In achieving the Goal, the County will put more efforts in developing and maintaining infrastructure to serve local communities and link them up with their surrounding areas. This includes the promotion of small-scale industry and start-ups in their local economic environment, taking into account local resources, needs and markets based on the local competitive advantage.

Goal 11: Make Cities and Human Settlements Inclusive, Safe, Resilient and Sustainable.

The Goal aims at ensuring access for all to adequate, safe and affordable housing and basic services; upgrading of slums by 2030; access to safe, affordable, accessible and sustainable transport systems for all; improving road safety, notably by expanding public transport with special attention to the needs of those in vulnerable situations: - women, children, persons with disabilities and other persons by 2030.

In achieving the Goal, the County is in the process of developing strategic urban plans to prevent growth of informal settlements, and work with residents to improve conditions and provide basic services where they are not provided, for instant connecting more estates in Kisii Town like Jogoo with the sewer lines, street lights and water.

Goal 13 and 15: Protection of Ecosystems for Sustainability.

These Goals intend to ensure conservation, restoration and sustainable use of terrestrial and inland freshwater ecosystems and their services, in particular, forests, wetlands, mountains and

drylands. It also targets to integrate ecosystems and biodiversity values into national and local planning, development processes and poverty reduction strategies. The County intends to mobilize resources from available sources to finance sustainable environment management, and provide policies and strategies to advance sustainable conservation and reforestation. The County will continue with solid waste management services, forestation and legislation on management of other forms of waste.

CHAPTER THREE REVIEW OF IMPLEMENTATION OF THE PREVIOUS CIDP

3.1 Introduction

This Chapter provides a brief review of the implementation of the previous County Integrated Development Plan for the period 2013-2017. It outlines the achievements for the various sectors in attaining the ultimate objectives as broken down by sector.

3.2 Status of Implementation of the Previous CIDP

The CIDP for the period 2013-2017 has been the guiding blue print for development in the County over the last five years. Though much has been achieved, most of the proposed programmes were not implemented as planned.

3.2.1 County Revenue Analysis

The County had four main sources of revenue, namely: equitable share, conditional allocations, local revenue, loans and grants. The revenues increased over the years as illustrated in Table 3.1. During the period under review, equitable share constituted an annual average of 78.9 percent, local revenue 8.3 percent, loans and grants 2.5 percent and conditional allocations 5.1 percent of the County budget. However, for the County to achieve its development goal, much more need to be done to enhance its mobilization so as to avail more resources for development.

Table 3.1 County Revenue Streams.

Revenue Source	FY2013/14		FY2014/15		FY2015/16		FY2016/17	
	Amount in Kshs	%	Amount in Kshs	%	Amount in Kshs	%	Amount in Kshs	%age
Equitable Share	5,188,303,957	79.2	6,189,525,352	83.1	7,093,627,514	77.3	7,654,114,596	76.0
Conditional Allocations	211,155,681	3.2	83,358,274	1.1	746,032,963	8.1	806,118,432	8.0
Loans and Grants	499,273,136	7.6	20,570,000	0.3	22,950,000	0.2	195,251,060	1.9
Local Revenue	654,720,252	10.0	630,000,000	8.5	700,000,000	7.6	725,000,000	7.2
Unspent Balance	0	0	526,107,259	7.1	617,468,835	6.7	690,047,826	6.9

Total	6,553,453,026	100	7,449,560,885	100	9,180,079,312	100	10,070,531,914	100
--------------	----------------------	------------	----------------------	------------	----------------------	------------	-----------------------	------------

Source: County Treasury, 2018

As indicated in Table 3.1, total revenue grew from KShs.7.0 billion in FY2013/14 to KShs.10.0 billion in FY 2016/17 representing a growth of 43 percent. However, not all the revenues in the budget were received as illustrated in Table 3.2.

Table 3.2 County Revenue Performance.

County Revenue in FY	Budget (KShs)	Actual Receipts (KShs)	Deficit (KShs)	Percentage in Deficit (%)
2013/14	6,553,453,026	4,847,032,286	1,706,420,740	26
2014/15	7,449,560,885	6,537,498,236	912,062,649	12.7
2015/16	9,180,079,312	7,946,415,898	1,217,596,368	12.7
2016/17	10,070,531,914	9,333,093,349	737,438,565	7.3
Total	33,253,625,137	28,664,039,769	4,589,585,368	14.7

Source: County Treasury, 2018

Over the years, as indicated in Table 3.2, the County experienced a shortfall in revenue totaling to KShs.4.5 billion of the targeted revenue constituting 14.7 percent of the total budget. The deficit in revenue target is attributed to unreleased conditional allocations and equitable shares and unmet local revenue targets.

Domestic revenue fell short by KShs.1.5 billion over the period representing 57.6 percent. Table 3.3 presents domestic revenue performance.

Table 3.3: Domestic Revenue Performance for the Period under Review.

Financial Year	Target (KShs)	Actual (KShs)	Deficit (KShs)	Percentage of deficit (%)
2013/14	654,720,252	254,246,635	400,473,617	61
2014/15	630,000,000	305,553,548	324,446,452	51.5
2015/16	700,000,000	311,523,638	388,476,362	55.5
2016/17	725,000,000	273,316,074	451,683,926	62.3
Total	2,709,720,252	1,144,639,895	1,565,080,357	57.6

Source: County Treasury, 2018

However, despite the unmet targets, the domestic revenue registered a growth, except in the FY 2016/17 when revenue dropped. The drop is attributed to prolonged electioneering period in the year 2017 which witnessed low business activities.

3.2.2 County Expenditure Analysis

The County Government spends its money on recurrent expenditure and development projects. Recurrent expenditure consists of personnel emolument, operations and maintenance costs while development budget comprises of expenditure on programmes and projects.

The County recurrent and development expenditures during the period 2013/2014 - 2016/2017 are presented in Table 3.4.

Table 3.4: County Expenditure Analysis by Sector.

Sector	2013/2014			2014/2015			2015/2016			2016/2017		
	Recurrent	Development	Total	Recurrent	Development	Total	Recurrent	Development	Total	Recurrent	Development	Total
County Assembly	635,437,889	100,776,358	736,214,247	610,106,191	0	610,106,191	685,649,293	0	685,649,293	790,098,228	72,572,152	862,670,380
County Executive	2,068,953,343	104,468,691	2,173,422,034	190,672,186	24,500,000	215,172,186	374,123,197	0	374,123,197	363,466,353	0	363,466,353
County Administration	0	0	0	445,470,062	46,000,000	491,470,062	448,002,735	57,630,975	505,633,710	508,126,001	61,846,198	569,972,199
Public Service Board	0	0	0	27,389,939	0	27,389,939	48,462,120	0	48,462,120	41,220,679	0	41,220,679
Finance and Planning	191,893,071	278,626,135	470,519,206	742,369,990	420,349,839	1,162,719,829	679,668,957	131,239,019	810,907,976	658,209,404	102,943,931	761,153,335
Agriculture	23,486,760	101,099,290	124,586,050	248,754,852	79,742,342	328,497,194	260,611,137	97,020,340	357,631,477	284,149,913	102,488,234	386,638,147
Health Services	55,666,241	279,663,213	335,329,454	1,357,985,061	349,615,254	1,707,600,315	1,843,181,660	690,702,750	2,533,884,410	2,291,061,334	435,208,004	2,726,269,338
Water	20,164,422	77,328,397	97,492,819	102,598,990	41,488,500	144,087,490	130,805,592	172,199,453	303,005,045	140,211,028	157,347,494	297,558,522
Education and Youth	74,906,405	83,526,122	158,432,527	210,976,354	228,650,000	439,626,354	549,037,164	145,460,674	694,497,838	457,467,188	52,749,326	510,216,514
Lands	20,330,414	90,454,950	110,785,364	64,182,151	114,000,000	178,182,151	75,200,072	110,914,442	186,114,514	85,315,407	69,246,795	154,562,202
Trade Development	20,999,925	9,711,864	30,711,789	38,003,784	75,500,000	113,503,784	57,491,325	108,240,000	165,731,325	60,740,667	851,229,235	911,969,902
Public Works	16,912,903	406,339,742	423,252,645	118,165,174	784,940,572	903,105,746	132,027,964	965,798,622	1,097,826,586	129,351,663	52,227,379	181,579,042
Culture	34,586,125	25,600,000	60,186,125	37,179,976	79,882,917	117,062,893	52,947,278	61,503,342	114,450,620	81,913,737	50,449,143	132,362,880
Kisii Town	29,826,433	18,069,200	47,895,633	55,449,958	10,500,000	65,949,958	62,530,937	0	62,530,937	79,387,714	6,581,368	85,969,082
Total	3,193,163,931	1,575,663,962	4,768,827,893	4,249,304,668	2,255,169,424	6,504,474,092	5,399,739,431	2,540,709,617	7,940,449,048	5,970,719,316	2,014,889,259	7,985,608,575

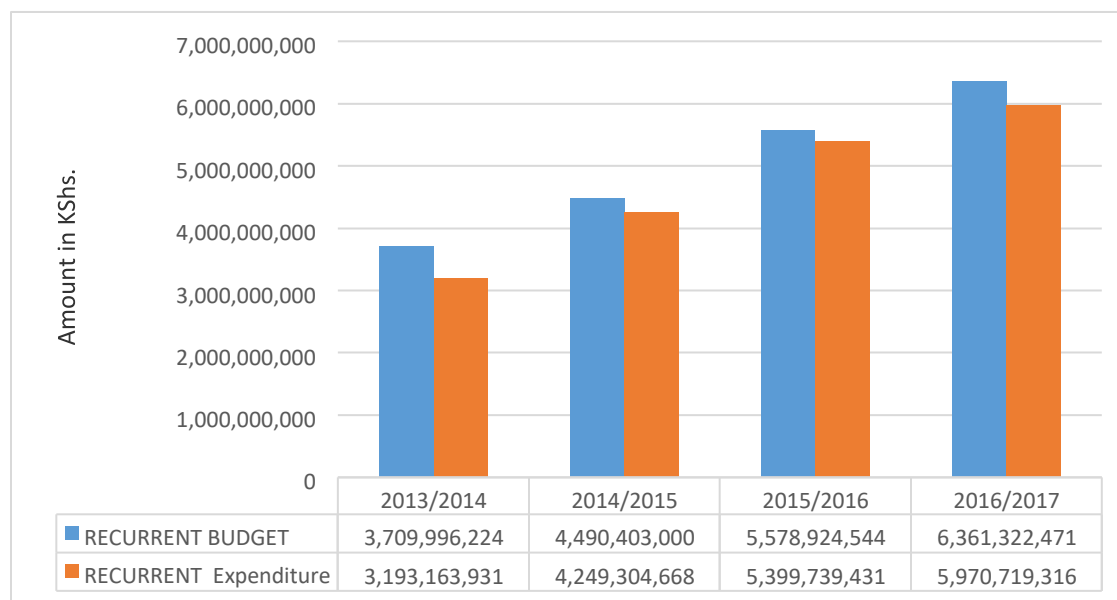
Source: County Treasury, 2018

The County has been able to meet the Public Finance Management (PFM) Act, 2012 requirements in terms of ensuring that recurrent expenditure is not more than 70 percent of the total budget and development expenditure is at least 30 percent of the total budget except in the FY 2016/17. Recurrent expenditure in FY 2013/14, comprised of 67 percent of the total expenditure, while in the FY 2014/15 and FY 2015/16, it comprised of 65 percent and 68 percent of the total budgets respectively. However, in the FY 2016/17, recurrent comprised of 75 percent of the total expenditure. This is because a total of KShs.1.4 billion meant for development activities was released on 30th June, 2017 and, therefore, could not be utilized before the closure of the financial year.

3.2.2.1 Recurrent Expenditure Analysis

Recurrent expenditure analysis for the FY 2013/2014-2016/2017 is presented in Figure 3.1

Figure 3.1: Recurrent Expenditure Analysis from 2013-2017.



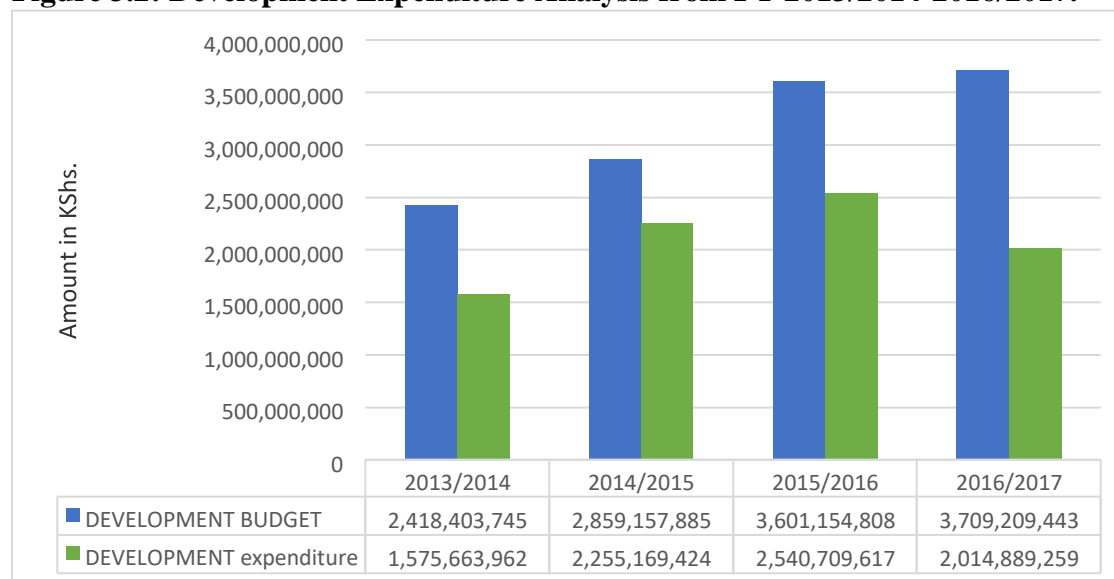
Source: Kisii County Treasury

It is clear from Figure 3.1 that absorption rate in recurrent remained high during the implementation period. Absorption stood at 86 percent, 95 percent, 97 percent and 94 percent in FY 2013/14, FY 2014/15, FY 2015/16 and FY 2016/17 respectively.

3.2.2.2 Development Expenditure Analysis

Development expenditure analysis for the period FY 2013/2014-2016/2017 is presented in Figure 3.2.

Figure 3.2: Development Expenditure Analysis from FY 2013/2014-2016/2017.



Source: Kisii County Treasury

Information in Figure 3.2 reveals that the absorption rate of the development budget was low compared to the absorption rate of the recurrent budget during the implementation period. The absorption rate stood at 65 percent, 79 percent, 71 percent and 54 percent in FY 2013/14, FY 2014/15, FY 2015/16 and FY 2016/17 respectively.

3.2.3 Achievements

3.2.3.1 Department of Administration Corporate Services & Stakeholder Management

In realization of its core mandate of linking the other sectors with key stakeholders and coordination and supervision of County Government affairs, the sector realized the following achievements:

In realization of its core mandate of linking the other sectors with key stakeholders and coordination and supervision of County Government affairs, the sector realized the following achievements:

- i. Developed a Strategic Plan for the department.
- ii. Introduced and coordinated Performance Contracting for senior County officers
- iii. Constructed and equipped Sub-County and Ward offices.
- iv. Constructed pit latrines for Ward offices.

- v. Hired and trained sub-County and Ward administrators
- vi. Purchased motor vehicles for Sub-County Administrators. vii.

Established a County Enforcement Unit.

viii. Established an Emergency and Disaster Management Unit to ensure preparedness to respond to emergencies. ix. Trained officers in the Unit on firefighting, disaster handling and prevention, and response coordination.

x. Held Sub-County Devolution Conference Dialogues and public participation and civic engagements in all sub-counties to enable public participation in County governance.

xi. Developed various human resource manuals including the Employee Code of Ethics. xii. Coordinated national and county celebrations. xiii. Carried out stakeholder mapping and civil societies. xiv. Established County Disaster Fund.

xv. Acquires assorted fire fighting equipment through partnership with development agencies.

xvi. Carried out several disaster rescue operations in collaboration with the national government.

xvii. Recruited and deployed human resource officers in the County. xviii.

Developed HIV/AIDS Policy for the workplace.

3.2.3.2 Department of Finance and Economic Planning

The sector is charged with the responsibility of resource mobilization, formulation of economic and fiscal policies and public financial management. In realizing this, the sector achieved the following:

- i. Developed a departmental Strategic Plan.
- ii. Successfully coordinated the formulation and implementation of County budget estimates and mobilization of resources for funding budgetary requirements.
- iii. Offered advisory on financial and policy matters to all County government entities.
- iv. Coordinated appropriate County enhancing policies and plans.
- v. Coordinated the development of Strategic Plans for County departments.
- vi. Monitored government procurement practices to ensure compliance with laid down regulations.
- vii. Facilitated accountability, governance and oversight by promoting efficient, transparent, economic and effective resource management.

- viii. Managed the County expenditures through the use of Integrated Financial Management System (IFMIS).
- ix. Automated County operations and services.
- x. Instituted reforms aimed at increasing local revenue and the County government's ability to provide public services. Some of the reforms instituted include, improved procedures for assessment and collection of revenue, mapping all revenue streams, automating or application of electronic systems in revenue collection and harmonizing revenue rates and levies through the Finance bills.
- xi. Established the County Budget and Economic Forum.

3.2.3.3 Department of Agriculture, Livestock, Fisheries and Cooperative Development

Agriculture is the main economic activity in Kisii County which employs over 70 percent of the workforce directly or indirectly. However, before devolution, the sector faced numerous challenges among them, expensive Animal Insemination (AI) services; inadequate extension services; and low yields due to poor farming technologies. To address these, the County in the last five years has:

- i. Developed a departmental Strategic Plan.
- ii. Introduced subsidized AI services (from KShs. 3,000 to KShs.500).
- iii. Conducted vaccination campaigns against foot and mouth, lumpy skin, black quarter & anthrax, rabies, Newcastle, fowl pox and gumboro diseases (over 500,000 animals across the county).
- iv. Purchased motorcycles for extension services.
- v. Purchased and distributed dairy goats to farmer groups across the wards
- vi. Purchased and distributed 6,672 local poultry to farmers, 2,250 bullets together with 2,250 cages to schools as breeding stock.
- vii. Purchased and distributed beehives across the County.
- viii. Purchased and distributed rabbits breeding stocks in all 9 sub-counties.
- ix. Purchased and distributed to farmers an assortment of farm tools and equipment including: - drenching guns, chaff cutters, foot pumps, strip cutters, deep freezers, feed choppers, hay boxes, thermometers, fridges, cooler boxes, chicken feeders, drinkers, lactometers, knapsack sprayers, weighing bands, poly tubes and AI kits.
- x. Set up a greenhouse demonstration kit at the Agricultural Training Centre (ATC) where farmers are trained on how to use this technology for better yields.
- xi. Distributed 83 green house kits to farmers/schools.

- xii. Procured and distributed 55,000 tissue culture suckers and grafted avocado seedlings to farmers in all the 45 Wards to promote food security and income generation.
- xiii. Procured and distributed soil sampling and testing kits across the Wards.
- xiv. Constructed fishponds and distributed fingerlings and fish feed to farmers in all 45 Wards.
- xv. Procured and issued out 2 local fish feed manufacturing units and issued to beneficiaries in South Mugirango and Bobasi Sub Counties.
- xvi. On-going construction of the fresh fish market in Kisii Town.
- xvii. Completed a fish Multiplication & Demonstration Centre in Ogembo Town and an ongoing construction of a similar facility in Bomorenda Ward in Bonchari Sub County.
- xviii. On-going construction of hall at the County Fish Multiplication & Training Centre in Kisii Town.
- xix. Disbursed a contribution of KShs.30 million to the Kenya Tea Development Agency (KTDA) to support the proposed construction of a tea factory at Sombogo.

3.2.3.4 Department of Health Services

In the health sector, several milestones were achieved including:

i. Upgrading Kisii Level 5 Hospital into a Teaching and Referral Hospital Status.

To aid in diagnosis, monitoring and treatment of medical conditions several medical equipment were installed in the hospital as illustrated in Table 3.5. This has led to a reduction in referrals to Kenyatta National Hospital in Nairobi and Moi Teaching and Referral Hospital in Eldoret.

Table 3.5 Medical Equipment Purchased at KTRH.

Equipment	2013	2017
Intensive Care Units (ICU)	None	6
High Dependency Unit (HDU)	None	3
Renal machines	None	10
16 Slice CT Scan	None	1
Magnetic Resonance Imaging (MRI)	None	1
Image Intensifier	None	1
Orthopantomogram Machine	None	1
Digital X-Ray	None	1

Source: KTRH, 2018

ii. Human Resource

Several health workers have been recruited to offer critical health services which had been lacking over the years. Table 3.6. presents the recruitment of medical staff over the plan period.

Table 3.6: NEWLY EMPLOYED STAFF FROM 2013 TO 2017 PER YEAR.

Cadre	2013	2014	2015	2016	2017	TOTAL
Medical Officers	8	40	35	45	0	128
Dental Officers	1	3	1	3	0	8
Nurses	177	114	25	4	5	325
Clinical Officers	3	96	17	13	6	135
Pharmacists	3	0	6	8	0	17
Public Health Officers	88	1	1	3	4	97
Nutritionists	1	7	0	1	1	10
Medical Laboratory Technicians	2	43	7	4	2	58
Physiotherapists	1	10	0	0	1	12
Radiographers	0	8	2	0	0	10
Dental Technologists	1	10	1	0	0	12
Health Records and Information	0	15	2	0	1	18
Medical Engineers	0	13	0	0	0	13
Pharmaceutical Technologists	5	16	7	0	5	33
Social Workers	0	10	0	0	0	10
Occupation Therapists	1	11	0	0	0	12

Source: Kisii County Department of Health, 2018

The County Government had 52 medical officers and 2 dentists in 2013 but employed 128 and 8 respectively over the period upto 2017. In addition, the County employed 325 nurses, 135 clinical officers, 97 public health officers and 58 laboratory technologists, among others.

Infrastructure Development

Infrastructure constructed include: digitalized pharmaceutical store that has helped in tracking medical supply to health facilities stemming drug theft and identifying drug stock outs in different facilities; 100-body capacity mortuary; 50-unit hostel block; 250-bed male ward; renovation of the laundry block and kitchen at KTRH. In the sub-counties, Levels II and III hospitals have undergone infrastructural upgrade through renovation of basic facilities and installation of medical equipment. Additional 31 facilities, most of them constructed by CDF and other partners, have been gazetted equipped and operationalized.

iii. Ambulance Services

The County Government established an Emergency Ambulance service complete with trained emergency medical technicians. Each of the nine sub-counties hospital has one state of the art ambulance. Since it was launched, over 10,000 critical cases among them expectant mothers have been transferred for specialized care. A 24-hour telephone line has been established dedicated to respond to ambulance emergency needs.

3.2.3.5 Department of Energy, Water, Environment and Natural Resources

During the period 2013-2017, the water and sanitation sub-sector planned for water and sewer reticulation; water kiosks (water points); rain water harvesting; and, rivers regeneration. In the

Environment Sub-Sector, the Department planned to commission a new dumpsite as a final waste disposal destination, concurrently with improving collection and transportation. Further, other strategies envisaged included waste recycling, environmental education and public sensitization and pollution control. In the review period the Department realized the following;

- i. Developed a departmental Strategic Plan.
- ii. Protected 675 water springs serving over 23,625 households and institutions.
- iii. Contributed to rain water harvesting by procuring and distributing 192 in number 10,000 L water tanks with a capacity to harvest 2.3 million litres of water at any one given time. These tanks were distributed to 192 county schools and institutions. These tanks are helping over 70,000 learners in schools with 1,920,000 Litres.
- iv. Drilled and equipped 35 boreholes some of which are water schemes. 960 households are served by these boreholes
- v. 18 water schemes were completed with a pipeline network of 85 km. A total of 210 water points were constructed from these schemes serving 4,200 households.
- vi. 15 water tanks were constructed with an average capacity of 40,000 litres thus enhancing county water storage capacity to 620,000 litres of water
- vii. 24 water management committees were trained on community water management skills thus improving on management of rural water supplies. This will contribute to eventually having sustainably operated rural water supplies
- viii. Supported the Water service provider GWASCO in keeping its mandate by enhancing its human resource capacity, enhancement of water and sewerage network and payment of electricity bills to a tune of Ksh 60 Million in Kegati, Ogembo and Tabaka water supplies
- ix. Supported and facilitated implementation of 8 No. boreholes and 1 No. Water project funded by the national government, donors and Public Benefit Organizations.
- x. Overall, within the period the department contributed to reduction of distance of households reaching the nearest water source from 3 to 1.5 Km and increased the percentage of the population accessible to clean and portable water from 46% to 56%. xi. With funding from UN HABITAT and the county government, a strategy on solid waste

management was developed which *inter alia* recommended the establishment of a solid waste management directorate and built capacity of youth's entrepreneurial skills in solid waste recycling. Small equipment were installed at ATC for training youths on plastic waste recycling

- xii. In order to improve tree cover in the county, the department partnered with a Civil Society Organisation, The Million Trees Kisii and others to plant over one million tree seedlings in the county
- xiii. Through ten World Water and Environment days, the department sensitized people in the county on protection of wetlands, riparian lands and water catchment areas.
- xiv. The department mobilized residents of Kisii Town and students from universities in the clean-up of River Nyakomisaro.
- xv. For the first time since independence, the department together with the National government hosted the World Nile day under the Nile Basin Initiative (NBI) where County citizens were sensitized on protection of Nile Basin. NBI used the opportunity to enhance understanding of Nile Cooperation as a catalyst for Regional integration within the basin
- xvi. The department rehabilitated and reclaimed deteriorated land, turned into an unwanted wetland in Mokubo area of Bomachoge Borabu Sub-County at a cost of about Ksh 5 million. The people in the area are now able to use the land for community development activities like office construction and a dispensary

3.2.3.6 Department of Education, Labour and Manpower Development

To provide the necessary infrastructure for quality basic education, equip the youth with relevant skills for economic development and to boost transitional and retention rates in learning institutions, the sector achieved the following:

- i. Developed a departmental Strategic Plan.
- ii. Recruited and deployed 968 ECD teachers.
- iii. Constructed 180 ECD classrooms.
- iv. Equipped 52 vocational training centres with educational and learning materials.
- v. Recruited 308 instructors.

- vi. Disbursed over Kshs.540 million to needy students through the County Bursary Fund.
- vii. Equipped ECD classrooms with educational and learning materials.
- viii. Purchased and distributed playing equipment to ECD centres across the County.
- ix. Partnered with a donor to distribute books to learning centres across the County.

3.2.3.7 Department of Lands, Physical Planning and Urban Development

To improve on sustainable land use and provide an environment conducive for investment and wealth creation, the County realized the following achievements: i. Developed a departmental Strategic Plan.

- ii. Installed over 360 solar powered streetlights and eight high mast lights in Kisii Town spurring the growth of a 24-hour economy. Additionally, over 430 solar streetlights in 52 trading centres and 34 high mast lights were also installed.
- iii. Reclaimed public land
- iv. Contracted youth groups to conduct regular clean-ups in major urban centres.
- v. Built urban roads in major urban centres
- vi. Built pedestrian walkways and backstreet roads in Kisii Town using cabro.
- vii. Constructed 15 washrooms across the urban centres in the County for traders and members of the public.
- viii. Initiated the preparation of Ogembo Integrated Strategic Urban Plan.
- ix. Approved building plans within the County.
- x. Constructed and rehabilitated urban roads within urban centres.
- xi. Resolved land conflict issues.
- xii. Constructed car wash for the youth at Daraja Moja and Getacho.
- xiii. Constructed abolition blocks in urban centres.

3.2.3.8 Department of Trade, Tourism and Industry

To provide the necessary market infrastructure, attract investment, enhance entrepreneurial ability of the people and position the County as a commercial hub in the region, the following milestones were achieved:

- i. Developed departmental Strategic Plan.
- ii. Developed a County Investment Policy.

- iii. Held a successful Kisii Entrepreneurship Summit which brought together local, regional and international investors which saw contractual agreements signed to establish a Shs.5 billion sugar complex in South Mogirango.
- iv. Established a Trade Credit Scheme which enabled 200 youth acquire motorcycles.
- v. Constructed 200 *bodaboda* sheds across the County.
- vi. Constructed market sheds across the County. vii. Fenced markets across the County.
- viii. Constructed and rehabilitated toilets in various market centres. ix. Held three Miss Tourism events.
- x. Mapped tourist attraction sites across the County.
- xi. Mapped and licenced liquor outlets within the County.
- xii. Inspected and verified weighing equipments in all trading centres in the County.

3.2.3.9 Department of Roads, Public Works and Transport

In recognition of the importance of a good road network for sustainable economic development, the sector realized the following achievements: i. Prepared departmental Strategic Plan.

- ii. Opened and graded over 1,000 kilometres of roads. iii. Gravelled over 850 kilometres. iv. Constructed a bus park at Keumbu (on-going).
- v. Purchased road construction equipment (four tippers, three graders, three excavators, three drum rollers, and a shovel).
- vi. Constructed 14 wooden footbridges and 3 steel girded footbridges with over 24 metre effective spans.
- vii. Prepared bills of quantities for departments. viii. Designed and approved structural works in the County.

3.2.3.10 Department of Culture, Youth, Sports and Social Services

In order to preserve and promote the *Omogusii* culture, promote and nurture talent and empower the vulnerable groups, the County implemented the following:

- i. Developed departmental Strategic Plan.

- ii. Purchased a card printer to facilitate registration and identification of Persons with Disability.
- iii. Developed Social Protection Policy
- iv. Established Disability Fund, Youth and Women Empwerment Fund, Affirmative Fund and NHIF (Social Protection).
- v. Established and equipped Abagusii Culture and Development Council (ACDC) office
- vi. Launched Ekegusii Dictionary.
- vii. Started construction of social halls at Tabaka, Mosoch, Nyanturago, Nyamache, Suneka and Kenyeny.
- viii. Rehabilitated Gusii Stadium to promote sporting activities.
 - ix. Leveled playgrounds across the County.
 - x. Constructed two libraries (Ogembo and Kenyeny).

3.2.3.11 County Public Service Board

The County Public Service Board is an independent entity established by County Governments Act and is responsible for establishing and abolishing offices, exercise disciplinary control over persons holding office and promotion of values and principles in the public service among others. During the Plan period, the sector achieved the following:

- i. Recruited and promoted staff.
- ii. Facilitated human resource management.

3.2.3.12 County Assembly

The County Assembly's core functions include legislation, oversight and representation. In doing this the Assembly achieved the following:

- i. Enacted 29 pieces of legislations and developed nine regulations that provided the legal framework for operationalisation of County functions.
- ii. Renovated debating chambers.
- iii. Constructed offices.
- iv. Constructed car park.

v. Purchased staff mini-bus.

3.2.4 Challenges in the Implementation of the CIDP (2013-2017)

Implementation of the Plan faced the following challenges:

i. An Over-Ambitious Plan

The 2013-2017 Plan was highly ambitious in terms of targets, number of programmes and projects that were envisaged to be implemented.

ii. High Expectation from the Public

Some of the areas in the County had lagged behind in development since independence, and with the coming of devolution, residents sought for development regardless whether the services they were seeking for were devolved or not. Basic education, for instance is not a devolved function, but due to public demand, the County Government had to create a Bursary Fund kit to address the needs of the public. This led to under-funding of some core services like pre-primary education and vocational training. The money used to establish the Bursary Fund, could have otherwise been used to initiate programmes under devolved structures.

iii. Scarcity of Land

Shortage of land is a major issue in the County as available land is overstretched and scarce. Parcels of land that belong to the County or public utility, especially in Kisii Town were illegally allocated to developers by the defunct Local Authority. This is a challenge because the projects planned for implementation could not be done on the same land. The people's park in Kisii Town and tree nurseries near storm hotel are some cases in point. It was also because of this that the proposed modern city project for Kisii County could not start.

iv. Poor Monitoring, Evaluation and Reporting

Being the first Plan and since the County was going through a learning curve, adherence to planning, budgeting, monitoring and evaluation, and reporting requirements was generally poor across most sectors. This posed challenges in project implementation and tracking at sector level, hence untimely and below standard County project implementation reports.

v. Inadequate Funding and Cash Flow Problems

Financing of County Operations was a huge challenge. Local revenue collection persistently fell short of target, and National Government transfers occasionally delayed. The cash flow challenges greatly affected timely implementation of programmes and projects.

vi. Inadequate Technical Staff

Inadequate technical capacity hampered smooth County operations. Key areas such as food inspection & licensing (fish, meat, and inspectors), various health professionals, and Monitoring and Evaluation were highly understaffed. Succession management crisis is also looming due to the aging staff as most have attained the retirement age especially in the water sector.

vii. Weak PPP and Lack of Framework

Public Private Partnership is an avenue that can be used to supplement the inadequate County resources. During the plan period, PPP was not optimally explored as an option. Minimal presence of development partners led to slow or non-implementation of some projects and programmes that could have ordinarily been effectively implemented by the development partners like in agriculture, health and education sectors. The County shall fast-track the domestication of the PPP national policy framework to tap on the energies that it affords.

viii. Pending Bills

Due to high expectation from the members of the public, some of the works (projects/programmes) were given out without budgetary allocation. This led to accumulation of huge pending bills across the sectors, occasionally resulting to non-completion of some projects.

ix. Weak Coordination between the National Government and County Governments.

During the implementation period of the Plan, there was no clear framework on the coordination of projects by the two governments. Lack of the framework resulted to confusion in some sectors like in roads where both governments were initiating projects in the same areas at the same time. There is need for proper coordination to ensure that National Government programmes/projects are captured in the county planning framework as envisaged in the County Government Act, 2012, section 104 (1), states that no public funds shall be appropriated outside a planning framework developed by the County executive committee and approved by the County Assembly.

x. Inadequate Policy and Legal Framework

Lack of necessary legislation hampered implementation of some programmes across the sectors.

3.3 Lessons Learnt from the Implementation of CIDP (2013-2017)

Implementation of the CIDP (2013-2017) being the first Plan in the County was a learning lesson for the successful implementation of the subsequent Plans. The lessons learnt are:

i. Timely Disbursement of Funds

It is critical for the National Treasury to release funds in a timely manner since it affects the implementation of programmes and projects. In turn the County Treasury will endeavour to release project funds on timely basis and manage its cash flows properly.

ii. Lack of Monitoring and Evaluation Framework

Lack of monitoring and evaluation framework led to poor coordination of M&E activities. A policy on M&E will be developed staff trained on monitoring, evaluation and reporting of development programmes.

iii. Capacity Building

The County Government will continue building the capacity of staff through continuous trainings and skills development in specialized areas of project implementation.

iv. Local Revenue Performance

Low collection of own source revenues has led to overreliance on transfers from the National Government. This remains a major fiscal risk since it affects the implementation of planned programmes and projects.

v. Absorption of the Budget

Lengthy procurement procedures, late disbursement of funds by the National Treasury has led to low absorption of the budget. Departments will be required to prepare their procurement plans in time to avoid delays and deal with cash flow problems.

vi. PPP Framework

A policy on PPP framework will be developed to assist the County supplement its budgetary requirements through partnerships with development partners such as the World Bank, USAID and UNDP, DANIDA, among others. **vii. Stakeholder Involvement**

Stakeholder involvement in project identification, implementation and management will be strengthened to ensure accountability and sustainability of programmes and projects.

viii. County Priorities

Priority for funding will be carried out in line with devolved functions and County core functions before supplementing the National Government functions. More focus will be to those areas that have quick wins in the society.

CHAPTER FOUR COUNTY DEVELOPMENT PRIORITIES AND STRATEGIES

4.1 Introduction

This Chapter discusses spatial development framework, key County development priorities, strategies, programmes and projects as identified by the stakeholders in the County.

4.2 Spatial Development Framework

The purpose of the County Spatial Plan is to define how the County space is utilized so as to attain optimal and sustainable use of land. The spatial plan will promote the attainment of the social, economic and environmental goals and objectives. Further, the Plan will provide strategies and policies to address County challenges including urbanization, unbalanced development, environmental degradation, transportation and underutilization of the massive resources available in the County. It is, therefore, imperative that a spatial framework be put in place upon which the various County sectoral plans and policies will be anchored. Table 4.1 illustrates the County Spatial Development Strategies by Thematic Areas.

Table 4.1: County Spatial Development Strategies by Thematic Areas.

Thematic Area	Overview/ Current Status	Policy Strategy	Potential Geographical Areas	Lead Agencies/ Departments
<i>1. Identifying Resource Potential Growth Areas</i>	The County is home to agricultural products, rivers and minerals like soapstone and granite.	<ul style="list-style-type: none"> • Enhanced agricultural production and value addition. • Market and urban centres development. • Coordinated mining of soapstone and granite. 	<ul style="list-style-type: none"> • Agricultural production areas are in the rural areas. • Mineral potential areas (South Mogirango and Bonchari). 	<ul style="list-style-type: none"> • Agriculture. • Water and Energy. • Trade and Tourism. • Roads. • Culture.
<i>2. Enhancing County Competitiveness</i>	<ul style="list-style-type: none"> • High cost and unreliability of electricity supply. • High cost of transport. • Poor technological infrastructure. • Little emphasis on vocational and technical training versus academic education. • Inadequate credit facilities. 	<ul style="list-style-type: none"> • Investments in alternative energy sources like solar, biogas etc. • Investment in roads infrastructure. • Investments in vocational and technical training. • Allocate more resources to construction and equipment of vocational and technical institutions. • Embrace public Private Partnership strategy. 	<ul style="list-style-type: none"> • Towns and urban areas in the County. 	<ul style="list-style-type: none"> • Energy. • Roads. • Finance. • Education. • Trade.

3. <i>Modernizing Agriculture</i>	<ul style="list-style-type: none"> • Land fragmentation. • Low level of value addition to agricultural produce. • High cost of farm 	<ul style="list-style-type: none"> • Promotion of value addition. • Adopt modern farming methods and practices. • Provide subsidies to 	<ul style="list-style-type: none"> • Agricultural areas in the rural settings. 	<ul style="list-style-type: none"> • Agriculture. • Roads. • Finance. • Trade.
Thematic Area	Overview/ Current Status	Policy Strategy	Potential Geographical Areas	Lead Agencies/ Departments
	<ul style="list-style-type: none"> inputs. • Land degradation due to poor agricultural practices. 	<ul style="list-style-type: none"> promote the use of appropriate farm inputs and technology. 		
4. <i>Diversifying Tourism</i>	<ul style="list-style-type: none"> Untapped and declining product diversity and poor marketing strategies 	<ul style="list-style-type: none"> • Promote investment in sustainable tourism including eco-tourism. • Identify and map potential eco-tourism development sites. 	<ul style="list-style-type: none"> • Forest areas in the County (Nyangweta, Ritumbe, Ntamocha, Sameta, Mborogo) 	<ul style="list-style-type: none"> • Trade and Tourism. • Forestry. • Culture.
5. <i>Conserving the Natural Environment</i>	<ul style="list-style-type: none"> • Poor waste management. • Overwhelming pressure from competing land uses • Overexploitation of wetland resources. 	<ul style="list-style-type: none"> • Plan and provide an integrated waste management system. • Promote community involvement in conservation activities. • Empower community • Rehabilitate and restore the degraded wetlands and river banks. • Indigenous forests to be identified, gazetted and protected from logging. 	<ul style="list-style-type: none"> • Forest areas in the County. • Water catchment areas. 	<ul style="list-style-type: none"> • Energy, Water, Environment and Natural Resources. • Agriculture. • Lands and Physical Planning.
6. <i>Managing Human Settlement</i>	<ul style="list-style-type: none"> • Rural-urban migration. • Infrastructure and land capacity constraints. 	<ul style="list-style-type: none"> • Preparation of urban development plans for all urban areas. • Expand the road network linkages to human settlements. • Promote PPP in provision of housing. 	<ul style="list-style-type: none"> • Kisii Town and all Sub-County headquarters. 	<ul style="list-style-type: none"> • Lands and physical Planning. • Agriculture. • Environment. • Roads and Public Works.
7. <i>Transport Network</i>	<ul style="list-style-type: none"> • Poor road network. • Encroachment and illegal land allocation along road reserves. 	<ul style="list-style-type: none"> • Construct and rehabilitate the road network. • Rehabilitate and construct roads. • Sensitization of residents on the need to protect road reserves. 	<ul style="list-style-type: none"> • Across the County. 	<ul style="list-style-type: none"> • Roads and public Works. • Trade.
8. <i>Providing Social Amenities</i>	<ul style="list-style-type: none"> • Inadequate social amenities. 	<ul style="list-style-type: none"> • Provide and improve social amenities. • Beacon land earmarked for social amenities. 	<ul style="list-style-type: none"> • Across the County. 	<ul style="list-style-type: none"> • Lands and Physical Planning. • Health • Culture • Education.

4.3 Natural Resource Assessment

Kisii County has various natural resources that include rich agricultural soils; mineral deposits (like soapstone, granite and ballast); rivers and forests. While some of these natural resources have been exploited optimally, others have either been under exploited or over exploited. Mineral resources for instance have not been fully exploited due to inadequate technology and exploration infrastructure. In addition, water from springs in the County remains untapped. During the Plan period, the County Government, together with other stakeholders, will develop regulations to control exploitation of natural resources to spur economic development while ensuring sustainability. These natural resources are elaborated as follows:

4.3.1 Mining

Kisii County has two main mining potentials; soapstone and granite. The mining of soapstone at Tabaka is an important economic activity that provides over 7,000 people with incomes. This mineral is mainly used in the making of carvings that are sold in the local and international markets. Also, the stone is taken out of the country for value addition whereas it could be used locally for the production of other products such as chalk, talc powder, ceramics, tiles and paint.

Granite is found in Bonchari Sub- County. It is an important component for processing of tiles, carving of monuments, countertops and stair case arcs. Despite, this potential this mineral remains unexploited.

4.3.2 Water Resources

There are numerous water sources in Kisii County. They include rivers, water springs, rain water and wells/boreholes. The main water schemes are: - Kisii Water Supply, Nyakomisaro, and Birongo (covering an area of 60km²; a treatment capacity of 100,000m³; with 1,910 connections of which only 446 are active). It is estimated that out of 244,866 households in the County, only 9,844 households are connected to piped water out of which 7,578 are communal systems.

The County has several permanent rivers and streams which drain into Lake Victoria. River Gucha which rises from Kiabonyoru Hills in Nyamira County is the main river and has adequate water for the development of a mini hydro-electric station. Other streams are Mogonga, Mogusii, Riana and Iyabe, all unexploited.

4.3.3 Forests

The total forest cover is approximated at 228.4 ha though not gazzetted. The forests include: - Nyangweta, Ritumbe and Ndonyo forests in South Mugirango Sub-County, Keboye Hills in Bonchari Sub County, Sameta ridge and Nyacheki Hills in Bobasi Sub-County, Igorera and

Ibencho Hills in Bomachoge Borabu Sub-County; Taracha Hills in Nyaribari Chache SubCounty; Intamocha Hill in Bomachoge Chache Sub-County, and Emborogo forest in Nyaribari Masaba Sub-County.

Efforts will be made to gazette the forests and communities sensitized on forests conservation. Table 4.2 summarizes the natural resource assessment in the County.

Table 4.2: Natural Resource Assessment.

Name of Natural Resource	Dependent Sectors	Status, Level of Utilization & Scenarios for Future	Opportunities for Optimal Utilization	Constraints to Optimal Utilization	Sustainable Management Strategies
1. Land	<ul style="list-style-type: none"> • Agriculture. • Urban Planning. • Urban Renewal & Housing. • Public Works. • Roads & Infrastructure. • Trade. • Environment, Water and Natural Resources. 	<ul style="list-style-type: none"> • Available land is overstretched and scare. • Land meant for public utilities especially in Kisii Town has been encroached upon by private developers. • Unresolved land disputes. • Proportion of households that have title deeds is low. • Declining lands for agricultural activities due to land fragmentation. • Low soil fertility levels. 	<ul style="list-style-type: none"> • Better land use planning. • Provide for urban and peri-urban agricultural development. • Adoption of greenhouse technology. 	<ul style="list-style-type: none"> • Lack of title deeds especially in rural areas. • Grabbing of public land. • Increased population growth. • High land fragmentation. 	<ul style="list-style-type: none"> • Provision of title deeds. • Repossession of grabbed land. • Development of County land use policy. • Implementation of the Kisii County Spatial Plan. • Legal and policy enforcement on land fragmentation.
2. Water resources (River Gucha, Nyakomisaro, Riana and water springs)	<ul style="list-style-type: none"> • Agriculture. • Energy, Environment and Natural Resources. 	<ul style="list-style-type: none"> • Pollution due to human activities. • Reduced availability and access to safe portable water. • Spread of water borne diseases. 	<ul style="list-style-type: none"> • Can generate power e.g. along River Gucha. • Can provide safe portable water. • Can provide sustainable livelihoods for communities living along the river banks and springs e.g. fish farming, sporting, mineral water packaging and irrigation. 	<ul style="list-style-type: none"> • Deforestation along the river banks. • Blue gum menace. • Pollution due to human activities. 	<ul style="list-style-type: none"> • Enforcement of water management and use policy. • Rivers and springs protection and rehabilitation. • Protection of riparian land. • Solving the blue gum menace.
3. Minerals Soapstone, granite	<ul style="list-style-type: none"> • Trade. • Tourism. • Public works. 	<ul style="list-style-type: none"> • Under utilized. 	<ul style="list-style-type: none"> • Support of diversification of the County economy (manufacturing, processing etc.) 	<ul style="list-style-type: none"> • Inadequate technology and exploration infrastructure. • High costs of exploiting available natural resources. 	<ul style="list-style-type: none"> • Optimal utilization of the available natural resource potential. • Invest in appropriate technology and infrastructure. Undertake further exploration of the available

					natural resources.
4. Forests	<ul style="list-style-type: none"> • Forestry. • Trade. • Tourism. • Environment. • Agriculture. 	<ul style="list-style-type: none"> • No gazetted forest in the County. • Increased deforestation on mountain areas. • Increased encroachment on Nyasembe and others forests due to human activities. 	<ul style="list-style-type: none"> • Bee keeping for honey products. • Eco-tourism. • Can provide medicinal herbs, timber, posts, poles and firewood. 	<ul style="list-style-type: none"> • Competing land uses like agriculture, industry, human settlement and development of infrastructure; extraction of forest products. • Illegal logging, cutting trees for fuel wood and charcoal. 	<ul style="list-style-type: none"> • Enforcement of forestry policy. • Reforestation and afforestation programme. • Tourism programme.

4.4 Development Priorities and Strategies

The Kisii County development agenda is to transform its economy towards its goal of “*Prosperity for all*”. For this agenda to be made a reality, there is need to make substantial investments in key priority areas that will strengthen the foundation upon which to pursue the journey of building a prosperous County.

The CIDP 2018-2022 has identified development priorities and strategies in all the sectors that require substantial funding, to spur economic development. These are presented according to the budget items.

A. THE EXECUTIVE

The Governors’ Office consists of the Governor, Deputy Governor, County Secretary, County Attorney, County Public Service Board, CECs and Advisors.

4.4.1 Office of the Governor

The Office is responsible for setting the County’s Development Agenda (Policy and Strategic direction) and ensuring that the agenda is clearly understood and owned by stakeholders (especially the citizenry) and implemented in an efficient, effective and responsive manner, by various County Departments.

Vision

A people centred County governance

Mission

Create and sustain governance arrangements for an enabling environment for economic growth, job creation, service delivery and social development.

Goal

To ensure compliance with all legal requirements in pursuit of progressive and sustainable service delivery.

4.4.1.1 Governor’s Office Sector/Sub-sector Development Needs, Priorities and Strategies

In realizing the County vision, the Office of the Governor has identified development needs, priorities and strategies during the Plan period as presented in Table 4.3.

Table 4.3 Governor’s Office Sector Development Needs, Priorities and Strategies.

Sub-Sector	Development Needs	Priorities	Strategies
i. Administration and Planning Services	Effective service delivery	Human resources development	<ul style="list-style-type: none"> • Capacity building • Training • Recruitment of technical staff
		Good governance	<ul style="list-style-type: none"> • Provide policy direction • Develop a strong human resource capital
		Good working environment	<ul style="list-style-type: none"> • Renovation of offices • Provision of tools and equipment • Construction of County Head quarters • Construction of the Governor’s residence • Construction of Deputy Governor’s residence • Provision of transport services • Enhancement of security.

4.4.1.2 Governor's Office Sector Programmes

The development needs will be achieved through the sector programmes as presented in Table 4.4.

Table 4.4 Governor's Office Sector Programmes.

1. Programme Name: Administration and Planning Services									
Objective: To enhance coordination of County Executive Services									
Outcome: Improved service delivery									
Sub-programme	Key outcome	Baseline	Key Performance Indicators	Planned Targets					Total Budget (KShs. Mill.)
				Year1	Year2	Year3	Year4	Year5	
(i) Administration and Support Services	Improved service delivery	153	Number of staff in the payroll	155	155	160	160	160	420
		50	Number of staff trained	50	50	70	80	80	150
		N/A	Level of customer satisfaction with service delivery	100	100	100	100	100	2,430
(ii) Physical infrastructure	Improved working environment	0	Percentage completion of County headquarters	10	80	100			500
			Percentage completion of the Governor's residence	10	60	80	100		150
		0	Percentage completion of the Deputy Governor's residence		10	60	80	100	100
Total									3,750

4.4.1.3 Cross-sectoral Implementation Considerations.

Implementation of projects in this sector has impact on other sectors as presented in Table 4.5

Table 4.5: Governor's Office Cross-Sectoral Impacts

Programme Name	Sector	Cross-sector Impact		Measures to Harness or Mitigate the Impact
		Synergies	Adverse Impacts	

(i) Administration and Planning Services	All Sectors	Better coordination of County Government functions		Provide Policy direction
--	-------------	--	--	--------------------------

4.4.2 Administration and Stakeholder Management

This sector is comprised of the following directorates: - of Public Administration; Disaster Management; Human Resource Management; Devolved Units; and, Enforcement Services.

Vision

To be a leading department in the provision of efficient and effective administrative services for quality service delivery in the County.

Mission

To provide overall leadership in policy direction in administration and management for quality public service delivery.

Goal

To coordinate provision of responsive and effective services to the public.

4.4.2.1 Sector Development Needs, Priorities and Strategies

The mandate of this sector is to institutionalize governance structures, coordinate County Government functions and public service management. Table 4.6 presents the sector development needs, priorities and strategies for effective service delivery.

Table 4.6: Administration and Stakeholders Management Sector Development Needs Priorities and Strategies.

Sub Sector	Development Needs	Priorities	Strategies
i. Administration and Planning Services	Improved service delivery	Human resource development	<ul style="list-style-type: none"> • Promotion of staff • Capacity Building staff • Recruitment of staff
ii. Enforcement and Compliance Services	Efficient enforcement services	Good working environment	<ul style="list-style-type: none"> • Construct county enforcement stations, • Construct guard rooms • Equip enforcement officers • Establishment of Village units

iii. Devolved Units	Improved service delivery	Improve working environment	<ul style="list-style-type: none"> • Construction and completion of Sub-county headquarters • Completion of ward offices • Construction and completion of pit latrines
Sub Sector	Development Needs	Priorities	Strategies
iv. Stakeholder management	Enhance people's inclusivity in decision making	Public participation and civic education	<ul style="list-style-type: none"> • Conduct Stakeholder mapping • Conduct civic education • Enhanced public participation • Capacity building of staff.
v. County Communication Services	Effective dissemination of information	County media centre	<ul style="list-style-type: none"> • Purchase of communication equipment • Establish offices
vi. Disaster Management and Rescue services	Efficient disaster management unit	Disaster preparedness and mitigation,	<ul style="list-style-type: none"> • Construction of Fire station • Purchase of Fire engines • Equip Firemen • Establishment of Disaster Academy, • Recruitment and training, • Mapping of evacuation centers and stores. • Formation and actualizing of Disaster action plan
vii. Human Resource Management	An efficient and effective workforce	Staff needs assessment.	<ul style="list-style-type: none"> • Performance contracting and appraisals • Training • Capacity building of staff

4.4.2.2 Sector Programmes

To execute its mandate during the Plan period, the sector has identified programmes for implementation as shown in Table 4.7.

Table 4.7: Administration and Stakeholder Management Sector Programmes.

1. Programme Name: Administration and Planning Services									
Objective: Coordinate service delivery									
Outcome: Efficient service									
Sub Programme	Key Outcome	Baseline	Key Performance Indicators	Planned Targets					Total Budget (KShs. Mill)
				Year 1	Year 2	Year 3	Year 4	Year 5	
i. Human Resource Development	Improved service delivery		Number of staff in payroll						
			Number of staff trained						
ii. Administration and Support Services	Improved service delivery	40%	Level of customer satisfaction	100	100	100	100	100	800
Sub-Total									800

2. Programme Name: Enforcement and Compliance Services									
Objective: To improve security and enhance response to situations									
Outcome: Improved service delivery									
Sub Programme	Key Outcome	Baseline	Key Performance Indicators	Planned Targets					Total Budget (KShs. Mill)
				Year 1	Year 2	Year 3	Year 4	Year 5	
i. Infrastructural Development	Improved working conditions	1	Number of enforcement stations constructed	2	2	2	2	2	90
		0	Number of guardrooms constructed	2	2	2	2	2	20
ii. Enforcement and Compliance	Improved service delivery	1	Number of motor vehicles purchased	2	2	2	2	2	100
		0	Number of motorcycles	10	10	10	10	10	50
		300	Number of staff with uniforms	100	100	100	100	100	500
		0	Number of communication gadgets procured	10	10	10	10	10	50
		0	Number of Enforcement officers trained	80	80	80	80	80	400
0	Enforcement Act	1						5	

Sub-Total	1215
------------------	-------------

3. Programme Name: Management of County affairs									
Objective: To provide effective and efficient services to the Mwanachi.									
Outcome: Access to services.									
Sub Programme	Key Outcome	Baseline	Key Performance Indicators	Planned Targets					Total Budget (KShs. Mill)
				Year 1	Year 2	Year 3	Year 4	Year 5	
i. Devolved Units	Devolved services	6	Number of sub-county offices completed	1	1	1			75
		16	Number of ward offices completed	28					140
		8	Number pit latrines completed	15	15	14			50
		9	Number of Motor vehicles procured	4	4	4	4	4	100
		0	Number. Of Motor cycles procured	9	9	9	9	9	12
			Number of Ward and Sub-county offices fenced	8	8	11	8	8	68

			Number of septic tanks constructed and installed	8	8	11	8	8	54
ii. County Communication Services	Enhanced information Dissemination	0	Completion rate of the communication center		35	70	100		50
			Number of publications and reports generated	12	12	12	12	12	100
Sub-Total									649

4. Programme Name: Stakeholder Management									
Objective: To ensure stakeholders are involved in key decisions									
Outcome: Coordinated stakeholders and citizen involvement									
Sub Programme	Key Outcome	Baseline	Key Performance Indicators	Planned Targets					Total Budget (KShs. Mill)
				Year 1	Year 2	Year 3	Year 4	Year 5	
i. Stakeholder Management	Stakeholder inclusivity	0	Number of stakeholder meetings held	15	15	15	15	15	75
ii. Public Participation	Improved citizen participation	0	Number of public participation fora held	10	10	10	10	10	100

iii. Civic Education	Informed Public	0	Number of civic education trainings conducted	24	24	24	24	24	50
		0	Code of conduct document developed	1					1.3
iv. Programme Vehicles	Enhance service delivery	0	Number of vehicles procured	1		1			15
Sub-Total									241.3

5. Programme Name: Disaster Management and Rescue services

Objective: To administer a comprehensive emergency/disaster programmes in order to save lives and protect property

Outcome: An enhanced and efficient disaster mitigation, response and recovery unit

Sub Programme	Key Outcome	Baseline	Key Performance Indicators	Planned Targets					Total Budget (KShs. mill)
				Year 1	Year 2	Year 3	Year 4	Year 5	
i. Infrastructural Development		0	Percentage Completion level of fire station	15%	45%	70%	100%		150
		0	Percentage Completion level of Disaster Academy		25%	50%	75%	100%	100

ii. Disaster Management	Improved response to disasters	1	Nos. of fire engines	1	1	1	1	1	250
		0	Nos. of fire equipment procured	28.5	20	20	20	20	208.5
		0	Nos. of motor vehicles procured	1	1	1	1	1	25
		20	Nos. of technical officers employed	5	5	5	5	5	100
			Number of thunder arrestors in all County Institutions	10%	30%	60%	80%	100%	105
			Review of the Disaster Management Policy Act 2014	0	1	0	0	0	2
Total									940.5

6. Programme Name: Human Resource Management									
Objective: Transform the public service for responsive, citizen centered and quality service delivery.									
Outcome: Improved service delivery									
Sub Programme	Key Outcome	Baseline	Key Performance Indicators	Planned Targets					Total Budget (KShs. mill)
				Year 1	Year 2	Year 3	Year 4	Year 5	

i. Human Resource	Improved service delivery		Number of Human resource management policies developed	5	5	5	5	5	20
			Number of schemes of service for employees developed	20	20	20	20	20	15
			Number. of staff trainings	10	10	10	10	10	500
			Motor vehicle procured		2				10
Sub-Total									545
Grand Total									4,390.8

4.4.2.3 Cross-Sectoral Implementation Considerations

Implementation of projects in the sector programmes will have either synergies or adverse impact in other sectors. Table 4.8 presents cross sector impacts.

Table 4.8: Administration and Stakeholders Management Cross-Sectoral Impacts.

Programme Name	Sector	Cross-sector Impact		Measures to Harness or Mitigate the Impact
		Synergies	Adverse Impact	
1. Enforcement and Compliance Services	All other departments	Enforced County Laws		Strong linkages and collaborations especially in enforcing of both National and County laws.
2. Management of County Affairs	All other departments	Efficiency in service delivery		<ul style="list-style-type: none"> • Formulation of Policies • Enforce laws and regulations
3. Stakeholder Management and Civic Education	All county departments	People Inclusivity in decision making		Mapping of stakeholders
4. Disaster Management	All County Departments	Proper disaster management		<ul style="list-style-type: none"> • Training on disaster preparedness • Establish disaster management infrastructure
5. Human Resource Development	All County Departments	To enhance efficiency in the public sector		Development of Schemes of Service

4.4.3 Finance and Economic Planning

The Department of Finance and Economic Planning derives its mandate from the Kenya Constitution, 2010 and other applicable Laws of Kenya. It is responsible for coordinating the County’s development agenda, as well as resource mobilization and management of public finances. It has eight directorates namely: Revenue; Finance; Accounting Services; Information Communication Technology (ICT) services; Planning and Budgeting; Supply Chain Management; Monitoring and Evaluation; and, Internal Audit Services.

Vision

To be a leading sector in the formulation of economic policy and provision of prudent public financial management services in the County

Mission

To provide overall leadership and policy direction in planning, resource mobilization, management and accountability for quality public service delivery **Goal**

The goal of the department is to ensure transparency and accountability in the management of public resources.

4.4.3.1 Sector Development Needs, Priorities and Strategies

The Department of Finance and Economic Planning plays a key role in facilitating other sectors to execute their respective mandates. Table 4.9 presents development needs, priorities and strategies the sector needs to address during the implementation period.

Table 4.9: Finance and Economic Planning Sector Development Needs, Priorities and Strategies.

Sub-Sector	Development Needs	Priorities	Strategies
(i) Administration and Planning Services	Improved service delivery	Human Resource development	<ul style="list-style-type: none"> • Staff training. • Staff promotions. • Staff recruitment. • Expansion of office space.
(ii) Public Financial Management	Prudent management of public resources	Formulation and implementation of financial and economic policies	• Develop policy documents.
		Cash flow Management	• Proper forecasting.
		Efficient procurement services	<ul style="list-style-type: none"> • Decentralize procurement services. • Embrace electronic procurement (eProcurement). • Capacity building of staff.
Sub-Sector	Development Needs	Priorities	Strategies
		Efficient finance and accounting services	<ul style="list-style-type: none"> • Develop an asset register. • Decentralize finance and accounting services. • Resource mobilization from Development Partners. • Establishment of Debt Management Office. • Full adoption of Intergrated Financial Management Systems (IFMIS). • Capacity building of staff.
(iii) Monitoring and Evaluation	An operational Monitoring and Evaluation System	Develop Monitoring and Evaluation policy	<ul style="list-style-type: none"> • Develop an electronic Monitoring and Evaluation System (e-MES). • Staff training. • Constitute M&E committees.

(iv) Revenue Administration	Increased revenue collection	Enhanced revenue administration	<ul style="list-style-type: none"> Automate revenue collection. Expanding revenue base. Enhance capacity of enforcement personnel through trainings. Undertake vetting of receivers and collectors of revenue to ensure that their integrity is beyond reproach. Enhance partnerships with development partners and other stakeholders through Public Private Partnerships (PPP) arrangements.
(v) ICT Services	Digitization of government services	ICT infrastructure	<ul style="list-style-type: none"> Establish ICT incubation centres. Establishing of network (WAN and LAN).
(vi) Internal Audit Services	Enhance risk management and control processes	Enhance value for money audit services	<ul style="list-style-type: none"> Establish Audit Committees. Capacity building.
(vii) County Planning Services	Efficient economic planning services	Policy formulation	<ul style="list-style-type: none"> Formulation of Development plans. Budget formulation. Capacity building of staff.

4.4.3.2 Sector Programmes

The Sector's mandate will be realized through various activities implemented through various programmes as presented in Table 4.10.

Table 4.10: Finance and Economic Planning Sector Programmes.

1. Programme Name: Public Financial Management									
Objective: To enhance effective and efficient utilization of public resources.									
Outcome: A transparent and accountable County Government to its people									
Sub- Programme	Key Outcome	Baseline	Key Performance Indicators	Planned Targets					Total Budget (KShs Mill.)
				Year 1	Year 2	Year 3	Year 4	Year 5	
(i) Audit Services	Enhanced risk management and control processes	-	Number of risk based audits conducted	4	4	4	4	4	150
		30	Number of staff trained in audit	20	20	20	20	20	25

		16	Number of value for money audits conducted	4	4	4	4	4	15
(ii) Revenue Mobilization and Management	Enhanced revenue collection and management	15%	Number of revenue streams automated	50	70	80	80	90	50
		300	Amount of revenue realized	500	600	750	850	850	200
(iii) Finance and Accounting Services	An efficient and effective accounting system	N/A	Percentage of compliance with accounting regulations	100	100	100	100	100	20
		120	Number of staff trained	100	100	100	100	100	50
		4	Number of appropriations accounts prepared and submitted to the County Assembly	4	4	4	4	4	5
		1	Final accounts prepared and submitted to the National Treasury and Office of the Controller of Budget	1	1	1	1	1	10
(iv) Procurement Services	An efficient and effective procurement system that guarantees value for money and fairness in accessing procurement opportunities.	N/A	Percentage level of compliance with procurement regulations	100	100	100	100	100	5
		100	Number of officers trained	50	50	50	50	50	25
		N/A	Percentage of implementation of procurement	100	100	100	100	100	10
		164	Number of persons accessing Government Procurement Opportunities (AGPO) Program	100	100	100	100	100	-
Sub-Total									565

2. Programme Name: Information Communication Technology (ICT) Services									
Objective: To improve service delivery									
Outcome: Efficient and Effective Service Delivery									
Sub-Programme	Key Outcome	Baseline	Key performance Indicators	Planned Targets					Total Budget (KShs. Mill.)
				Year 1	Year 2	Year 3	Year 4	Year 5	

(i) Information Communication Technology (ICT) Services	Digitization of County Government services and operations	20%	Percentage of services automated	50%	60%	70%	85%	90%	200
		200	Number of staff trained on ICT matters	150	150	150	150	150	30
Sub-Total									230

3. Programme Name: County Planning Services									
Objective: To provide leadership and coordination in planning, policy formulation and tracking results for sustainable development.									
Outcome: A well-coordinated Development Planning and Project Management Process									
Sub-Programme	Key Outcome	Baseline	Key Performance Indicators	Planned Targets					Total Budget (KShs. Mill.)
				Year 1	Year 2	Year 3	Year 4	Year 5	
(i) Budget Formulation, Coordination and Management	A wellcoordinated and managed budget making process	35	Number of budget documents prepared and submitted to the County Assembly	7	7	7	7	7	300
(ii) Economic Planning Services	Efficient economic planning services	8	Number of plans developed	3	2	1	1	1	150
		-	Percentage level of completion of Geographical Information System		10	80	100	-	30
(iii) Monitoring and Evaluation Services	Proper project management	-	Number of monitoring and evaluation reports prepared	4	4	4	4	4	280
Sub-Total									760

4. Programme Name: Administrative and Planning Services									
Objective: To have effective and efficient staff									
Outcome: Quality service delivery									
Sub-Programme	Key Outcome	Baseline	Key Performance Indicators	Planned Targets					Total Budget (KShs. Mill.)
				Year 1	Year 2	Year 3	Year 4	Year 5	
(i) Human Resource Development	Improved service delivery	348	Number of staff in the payroll	360	360	360	360	365	2,400

		100	Number of staff trained	150	200	300	300	300	180
(ii) Administrative and Support Services	Improved service delivery	7	Number of motor vehicles purchased and serviced	10	2	2	1		150
		36	Number of motor cycles purchased and serviced for revenue officers	5	5	5	5	5	7
		4	Number of M&E reports prepared and disseminated	4	4	4	4	4	80
		36	Number of computers purchased	5	5	5	5	5	3
Sub-Total									2,820
Grand Total									4,275

4.4.3.3 Cross-Sectoral Implementation Considerations

The implementation of programmes in this sector is meant to facilitate other departments to execute their respective mandate with ease. Table 4.11 presents the cross sectoral implementation with synergies and measures to harness them.

Programme Name	Sector	Cross Sector Impact		Measures to Harness or Mitigate the Impact
		Synergies	Adverse Impact	
(i) Audit Services	All departments of the County Government	<ul style="list-style-type: none"> Effective risk management. Effective controls and governance processes 		<ul style="list-style-type: none"> Establish audit committees Enhance skills and capabilities of internal audit staff. Undertake value for money audits.
(ii) Procurement Services	All departments of the County Government	<ul style="list-style-type: none"> Monitors contract management by user departments to ensure implementation of projects Acquisition of goods, works and services for County departments for them to execute their mandates 		Enhance skills and capabilities of procurement staff

			Long procurement cycle has driven smaller businesses out of business because they can't afford to invest significant resources in projects	Shorten the procurement cycles by preparing procurement plans well in time.
(iii) Accounting Services	All departments of the County Government	Losses and wastage in the public sector is minimized		<ul style="list-style-type: none"> Enhance control systems for public finances Develop skills and capacities of staff
(iv) ICT Services	All Departments of the County Government	<ul style="list-style-type: none"> Timely sharing of information for decision making Effective and efficient service delivery 		<ul style="list-style-type: none"> Automate County Government services and operations to at least 90 percent by the year 2022.
(v) Budget Formulation, Coordination and Management	All departments of the County Government	Proper resource allocation to priority areas for implementation by departments		<ul style="list-style-type: none"> Strict adherence to the budget Establish budget implementation committees to monitor budget execution
(vi) Revenue Mobilization and Management	All departments of the County Government	To support the County Government budget		<ul style="list-style-type: none"> Identify more revenue streams Increase the amount of revenue collected through automation Seek support and partnerships with the National Government and other stakeholders
			Low revenue collected due to leakages	<ul style="list-style-type: none"> Vet receivers and collectors of revenue Enhance the capacity of enforcement officers

Table 4.11: Finance and Economic Planning Cross Sectoral-Impacts.

4.4.3.4 Flagship projects

The Sector has projects that have high impact in terms of increasing the County competitiveness and increased revenue collection. Table 4.12 presents the Sector flagship or transformative projects.

Table 4.12: Finance and Economic Planning Sector Flagship Projects.

Project Name	Location	Objective	Output/ Outcome	Performance Indicators	Time Frame (Start-End)	Implementing Agencies	Cost (KShs. Mill.)
<i>1. Revenue Collection Automation System</i>	County Treasury and Sub-County headquarters	To bolster revenue mobilization and management	An efficient and effective revenue collection system	<ul style="list-style-type: none"> The amount of revenue realized Number of revenue streams automated 	2018-2022	Revenue directorate in conjunction with the ICT Directorate	300

2. <i>Unified Communication Infrastructure and Call Centre</i>	County Treasury and Sub-County Headquarters	To facilitate efficient and reliable communication within County	Improved information sharing for timely decision making	<ul style="list-style-type: none"> • Number of persons accessing the systems • Number of departments interconnected 	2018-2022	ICT Directorate	50
3. <i>Digitization of Key County Government Operations and Services</i>	County Treasury and Sub-County Headquarters	To enhance efficiency and effectiveness in service delivery	Improved delivery of services	<ul style="list-style-type: none"> • Number of customer satisfaction survey reports • Amount of resources saved as a result of efficient operations 	2018-2022	ICT Directorate	100
4. <i>Digital Literacy</i>	County Treasury and Sub-County Headquarters	To enhance Information Technology (IT) capacity building among staff and public through constant training and research	Improved IT literacy levels among the staff and the general populace	<ul style="list-style-type: none"> • Number of persons equipped with IT skills 	2019-2022	ICT Directorate	80

4.4.4 Agriculture Livestock, Veterinary, Fisheries and Cooperative Development

Agriculture is the backbone of the County’s economy. Over 70 percent of the population depends on agriculture for their livelihood both as a source of food as well as income. However, this sector is dogged by challenges of high population density, outdated farming practices, poor eating habits and dwindling farm sizes which in turn has drastically affected food security and wealth creation for County residents. This, therefore, calls for new and innovative ways such as developing high yield crops and animals through research into plant and animal breeding, increased fertilizer use where soil fertility has deteriorated, improved rural infrastructure to ease market access and diversification from traditional cash crops into fruits, vegetables and fish farming among others.

This sector comprises of the following Directorates: - Agriculture; Livestock; Fisheries; Veterinary Services; Crop Development; Agri-business and Value Addition; and, Cooperative Development.

Vision

To be a modern, innovative, diversified, market-focused and profitable agricultural sector.

Mission

To promote a highly productive agricultural system that is efficient in resource management and guarantees food security and employment creation.

Goal

To ensure that the County is food secure and residents are economically empowered.

4.4.4.1 Sector Development Needs, Priorities and Strategies

Table 4.13 presents the development needs, priorities and strategies of the sector.

Table 4.13: Agriculture, Livestock, Veterinary, Fisheries and Cooperative Development Needs, Priorities and Strategies.

Sub Sector	Development Needs	Priorities	Strategies
i. Crops Development	Increased crop production and Productivity	Extension Services	Enhance extension services to reach out to as many farmers as much as possible
		• Quality Farm inputs	• Distribute quality subsidized farm inputs to farmers

Sub Sector	Development Needs	Priorities	Strategies
		• Soil testing and sampling kits	• Procure and distribute soil testing and sampling kits
		• Tissue culture banana farming	• Distribute tissue culture banana suckers to farmers
		Green house farming	Set up a greenhouse demonstration kit at KATC to train farmers on modern farming technologies
		Pests and disease control	<ul style="list-style-type: none"> • Distribute pesticides to farmers in case of invasions by pests • Enhance pest and disease surveillance • Enhance the capacity and governance of agricultural institutions including staff • Safety and quality assurance

		<ul style="list-style-type: none"> • Marketing 	<ul style="list-style-type: none"> • Revive the co-operative sector to assist in marketing of agricultural produce • Invest in ICT technology to assist farmers access markets for their farm produce
		<ul style="list-style-type: none"> • Agro-processing and value addition 	<ul style="list-style-type: none"> • Construct a fruit (avocado and banana) processing plant • Construction of agroprocessing factories
ii. Livestock Development	Enhanced livestock production and productivity	Control and management of animal diseases and pests	<ul style="list-style-type: none"> • Develop quarantine stations and veterinary farms • Conduct laboratory diagnostic and disease surveillance services • Initiate extension services in animal health, welfare and production

Sub Sector	Development Needs	Priorities	Strategies
	Improved human health	Veterinary public health	<ul style="list-style-type: none"> • Employ meat inspectors • Vaccinate animals against animal and zoonotic diseases
	Increase livestock productivity and production	Artificial Insemination (AI)	<ul style="list-style-type: none"> • Establish a liquid nitrogen plant • Launch a subsidized AI service
		Poultry farming	<ul style="list-style-type: none"> • Distribute local poultry to farmers
		Bee farming	<ul style="list-style-type: none"> • Promote apiculture
		Dairy goat farming	<ul style="list-style-type: none"> • Distribute dairy goats to farmers
		Animal nutrition	<ul style="list-style-type: none"> • Conduct trainings on feeds formulation
		Livestock marketing	<ul style="list-style-type: none"> • Provide information to the farmers to enhance market accessibility • Set up abattoirs • Construct milk cooling plants

iii. Fisheries	Increased fish production and improved nutritional levels	Fisheries infrastructure	<ul style="list-style-type: none"> • Construction of fish ponds for demonstrations and training of farmers • Purchase of fish processors to deal with post-harvest losses • Construction of fish multiplication centres • Distribution of fish feeds • Distribution of fish fingerlings to farmers
		• Value addition and marketing	<ul style="list-style-type: none"> • Develop a database containing market information for the benefit of fish farmers • Provide the fishermen with cold rooms • Provide cheaper credit to fishermen to purchase equipment for use.
		• Extension services	<ul style="list-style-type: none"> • Conduct farm visits, offer service to office callers and provide demonstrations of new or improved culture or hatchery techniques • Organize trainings and workshops for fish

Sub Sector	Development Needs	Priorities	Strategies
			farmers <ul style="list-style-type: none"> • Conduct informal meetings to establish feedback between fish farmers and extension officers
iv. Cooperative Development	A vibrant and dynamic cooperative movement	Co-operative governance	<ul style="list-style-type: none"> • Ensure the co-operative sector complies with the provisions of Sacco Societies Act, 2010. • Undertake auditing of Co-operative Society • Facilitate registration of SACCOs

		<ul style="list-style-type: none"> • Co-operative education and training 	<ul style="list-style-type: none"> • Provide education and training for members, managers, employees and elected representatives
		<ul style="list-style-type: none"> • Co-operative marketing 	<ul style="list-style-type: none"> • Assist co-operatives undertake transformation, packaging and marketing of farm produce
v. Agricultural Training Services	Quality training for agricultural development	<ul style="list-style-type: none"> • Infrastructure development 	<ul style="list-style-type: none"> • Construction and renovation of hostels • Construction of County Retreat Centre • Fencing of Kisii Agricultural Training Centre to boost security • Installation of water tanks to boost rain water harvesting
vi. Administrative and Planning Services	Improved service delivery	<ul style="list-style-type: none"> • To improve working environment • To develop human resource 	<ul style="list-style-type: none"> • Train • Recruit • Capacity build • Office space • Transport • Furniture and equipment

4.4.4.2 Sector Programmes

The sector has several programmes to be implemented during the plan period as presented in Table 4.14.

Table 4.14: Agriculture Livestock, Veterinary, Fisheries and Cooperative Development Sector Programme.

1. Programme Name: Crop Development									
Objective: To enhance crop production and productivity									
Outcome: A food-secure County and increased incomes to farmers									
Sub Programme	Key Outcome	Baseline	Key Performance Indicators	Planned Targets					Total Budget (KShs. Mill)
				Year 1	Year 2	Year 3	Year 4	Year 5	
i. Extension and Training Services	Improved farmer awareness on new crops and farming techniques		Number of farm visits conducted	5,000	5,500	6,000	6,500	7,000	100
			Number of demonstration sites established	45	45	45	45	45	10
			Number of extension training materials developed and distributed	5	5	5	5	5	10
			Number of farmer group trainings conducted	90	90	90	90	90	50
			Number of field days/exhibitions held	4	4	4	4	4	30
			Number of motorcycles purchased and distributed to extension officers	9	9	9	9	9	12
ii. Farm Inputs	Enhanced access to basic farm inputs and thus improved crop production and productivity	10,000	Number of farmers distributed with subsidized fertilizer	10,000	10,000	10,000	10,000,	10,000	100
		10,000	Number of farmers distributed with subsidized quality seeds	10,000	10,000	10,000	10,000,	10,000	100
		5,500	Number of tissue culture banana suckers distributed to farmers	4,500	4,500	4,500	4,500	4,500	50
		45	Number of greenhouses purchased and distributed to farmer groups	90	90	90	90	90	135

iii. Pests and Disease Control	Healthy crops producing sufficient quantities of healthy foods and thus		Farms surveyed	100	100	100	100	100	10
			Number of trainings on crop diseases/pests conducted	18	18	18	18	18	36
			Number of disease surveillance	18	18	18	18	18	20
	higher quality of life and incomes.		missions conducted						
			Pests and disease managed	2	2	2	2	2	10
iv. Crop Marketing Services	Higher incomes to farmers and thus improve standards of living		Number of producer groups and cooperative societies linked with the markets	5	5	5	5	5	5
			Number of market surveys on crop prices conducted	9	9	9	9	9	5
			Number of co-operative societies revived to undertake marketing of farm produce.	2	2	2	2	2	10
v. Agroprocessing and Value Addition	Higher incomes to farmers and thus improve standards of living		Number of fruit processing plants constructed	1	1	1	0	0	150
			Number of value-added fruits	2	2	2	2	2	50
Sub-Total									893

2. Programme Name: Livestock development									
Objective: To boost livestock production and productivity and thus provide sustainable economic upliftment of the rural masses									
Outcome: A food secure County and empowered Kisii Residents									
Sub Programme	Key Outcome	Baseline	Key Performance Indicators	Planned Targets					Total Budget (KShs. Mill)
				Year 1	Year 2	Year 3	Year 4	Year 5	
i. Extension Services	Increased farmer awareness and exposure to the latest scientific advancements in the field of raising livestock, thereby improving their income and their standard of living.		Number of farmers reached	15,000	15,000	15,000	15,000	15,000	50
			Number of demonstration sites established	9	9	9	9	9	10
			Number of livestock extension training materials developed and distributed	5	5	5	5	5	5
			Number of farmer group trainings conducted	27	27	27	27	27	20
ii. Dairy Production	Increased milk production and thus higher incomes and employment	3	Number of Zero grazing units at Kisii Agricultural Training Centre	1	1	1	1	1	5
		179	Number of dairy animals distributed to farmers	90	90	90	90	90	36
			Number of milk collection and cooling plants established	9	9	9	9	9	150
			Number of farmers reached with the new techniques of feeds formulation	15,000	15,000	15,000	15,000	15,000	36
			Number of milk dispensers and coolers purchased and installed	9	9	9	9	9	45
			Number of inseminators trained by the county	10	15	20	25	30	10
iii. Poultry Farming	Improved incomes and thus		Number of poultry farms established as demonstration sites for local farmers	9	9	9	9	9	15

	empowered farmers	11,018	Number of farmers distributed with chicken	500	500	500	500	500	15
iv. Animal breeding	A high productive animal population in the County		Number of animals served and conceived through Artificial Insemination	10,000	10,000	10,000	10,000	10,000	225
			An established liquid nitrogen plant	0	1	0	0	0	50
v. Surveillance and Disease Control		22,619	Number of animals vaccinated against diseases	16,000	17,000	18,000	19,000	20,000	60
			Number of disease surveillance missions conducted	20	20	20	20	20	20
			Percentage of reduction in disease incidence	50%	60%	60%	60%	60%	20
vi. Marketing and value addition			Number of livestock products linked with the market	5	5	5	5	5	5
			An operational equipment for processing of livestock products	2	2	2	2	2	30
			Number of value-added products	2	2	2	2	2	25
vii. Veterinary Public Health			Number of slaughter houses and slabs constructed	1	1	0	0	1	40
			Number of meat inspectors employed	40	0	0	25	25	0.5
			Number of animals inspected and certified for consumption	100	150	200	250	300	5
Sub-Total									877.5

3. Programme Name: Fisheries					
Objective: To improve fish production and productivity and thus higher incomes and employment					
Outcome: Improved nutritional levels and quality of life					
Sub Programme	Key Outcome	Baseline	Key Performance Indicators	Planned Target	Total Budget (KShs. Mill)

				Year 1	Year 2	Year 3	Year 4	Year 5	
i. Extension Services			Number of fish farmers reached	3,000	3,000	3,000	3,000	3,000	10
			Number of farm visits conducted	500	500	500	500	500	15
			Number of group trainings and on site demonstrations conducted	300	400	500	600	700	15
ii. Aquaculture Technology Development	Increased fish productivity and improved livelihoods	131	Number of fish ponds constructed	45	45	45	45	45	45
			Number of fish processors to deal with post-harvest losses	0	1	1	1	0	10
		1	Number of fish multiplication centres constructed and operational	0	0	1	1	0	20
			Number of farmers distributed with certified fingerlings	1,000	1,000	1,000	1,000	1,000	25
			Number of farmers distributed with	1000	1000	1000	1000	1000	25
			fish feeds						
		3	Number of fish farming demonstration sites established	9	9	9	9	9	30
iii. Fish value addition and marketing	Reduced fish postharvest losses and enhanced livelihoods		Number of value added products linked to the market	2	3	3	3	3	25
Sub-Total									220

4. Programme Name: Cooperatives Development									
Objective: To revive, promote and strengthen the co-operative movement									
Outcome: A vibrant cooperative movement									
Sub Programme	Key Outcome	Baseline	Key Performance Indicators	Planned Target					Total Budget (KShs. Mill)
				Year 1	Year 2	Year 3	Year 4	Year 5	

i. Co-operative Governance	Improved governance of cooperative societies	100%	Level of compliance by co-operative societies with Sacco Societies Act, 2010.	100	100	100	100	100	5
			Number of co-operative audits conducted	250	250	250	250	250	5
		173	Number of SACCOs registered	20	25	30	35	40	5
ii. Co-operative Training and Education	Improved capacity of cooperative members, elected representatives and employees		Number of co-operative members, elected representatives and employees trained	2,500	3,000	3,000	3,000	3,000	5
iii. Marketing and value addition	Increased access to markets and thus higher incomes to members		Number of farm products linked to the market	4	5	5	5	5	10
Sub-Total									30

5. Programme Name: Agricultural Training Services

Objective: To sensitize farmers on new farming techniques

Outcome: Well-informed farmers to partake in new agricultural techniques

Sub Programme	Key Outcome	Baseline	Key Performance Indicators	Planned Target					Total Budget (KShs. Mill)
				Year 1	Year 2	Year 3	Year 4	Year 5	
i. Training Services	Improved uptake of new agricultural technology		Number of Demonstrations sites established	9	9	9	9	9	10
			Number of field days held	4	4	4	4	4	12
			Number of farmers trained	5,000	5,500	6,000	6,500	7,000	25
ii. Agriculture training Infrastructure	Improved training facilities		Percentage of completion of County Retreat Centre	10	50	100			50
			Level of completion of hotels	30	50	100			40

Development			Level of completion of erected fence to boost security		100				5
Sub-Total									142

6. Programme Name: Administrative and Planning Services									
Objective: To improve service delivery									
Outcome: Improved customer satisfaction									
Sub Programme	Key Outcome	Baseline	Key Performance Indicators	lanned Target					Total Budget (KShs. Mill)
				Year 1	Year 2	Year 3	Year 4	Year 5	
i. Human Resources Development	Improved efficiency in Service Delivery	378	Number of staff in the payroll	401	401	410	410	415	1,500
		56	Number of staff trained	70	100	150	200	250	50
ii. Administrative and Support Services	Improved service delivery	2	Number of motor vehicles purchased	2	2	2	1		60
		4	Number of M&E reports prepared and dessimintaed	4	4	4	4	4	10
		40%	Level of customer satisfaction	100	100	100	100	100	1,000
Sub-Total									2,620
Grand Total									3,907

4.4.4.3 Cross Sectoral Implementation Considerations

This section provides the cross-sectoral impacts of each sectoral programmes and proposes appropriate actions to harness cross-sector synergies or mitigate adverse cross-sector impacts as illustrated in Table 4.15

Table 4.15: Agriculture, Livestock, Veterinary, Fisheries and Cooperative Development Cross-Sectoral Impacts.

Programme Name:	Sector:	Cross Sector Impact:		Measures to Harness or Mitigate the Impact:
		Synergies:	Adverse Impacts:	
i. Crop Development	Trade and Industry	Enhanced production of goods and raw materials		Increase production
ii. Livestock Development	Trade and Industry	Increased production of livestock products for sale		Increase production
iii. Fisheries Development	Trade and Industry	Marketing of produce		Increase production
iv. Veterinary Services	Health and Environment		Solid and liquid waste disposal in the environment	Proper waste management and disposal
v. Cooperatives Development	Trade and Industry, Agriculture	Marketing and value addition and funds mobilization,		Facilitate registration of more SACCOs and thus increased membership

4.4.4.4 Flagships/ County Transformative projects:

Table 4.16 presents the sector flagship projects that will make the County competitive and spur economic development

Table 4.16: Flagship Projects in the Agriculture Sector:

Project Name:	Location:	Objective:	Output/ Outcome:	Performance Indicators	Time frame Start – End	Implementing Agency:	Cost (KShs. Mill.)
<i>i. Extension Services</i>	County wide	To Improve awareness	Enhanced food security	Number of farmers reached	2018 –2022	County Government	500
<i>ii. Agroprocessing and Value Addition</i>	County wide	Reduce postharvest losses	Increased household incomes	Number of value added farm produce	2018 –2022	County Government	200
<i>iii. Artificial Insemination services</i>	County wide	To improve breed	Quality breeds	Number of farmers accessing the subsidy	2018 –2022	County Government	400

4.4.5 Health Services

This sector is mandated to oversee and coordinate the overall health service delivery systems by all health service providers within the County. These include County Public health systems; private for profit and private not for profit players, Non-Governmental Organizations and Development Partners.

The Department is focused on attaining the goal of “health for all, by all” working with both the duty bearers and rights holders alike through a Primary Health Care (PHC) approach. This approach embraces curative and rehabilitative care concurrently with preventive and promotive care, a continuum of care through the populations’ life-cycle and integrated people-centered health care system from households.

The broad mandate of the health sector is articulated in Chapter 4 of the Kenyan Constitution (2010) under the Bill of Rights, which recognizes health as an economic and social right noting that: “every person has the right to the highest attainable standards of health, which includes the right to health care services including reproductive health.”

Vision

An efficient and high quality health care system that is accessible, equitable and affordable for every resident of Kisii County.

Mission

To promote and participate in the provision of integrated and high quality promotive, preventive, curative and rehabilitative health care services to all residents of Kisii County.

Goal

Ensure healthy lives and promote well-being for all at all ages.

4.4.5.1 Sector Development Needs, Priorities and Strategies

Over the Plan period, the sector will focus on strengthening service delivery with an emphasis on quality improvement and adherence to standards. This will be realized through specific priorities and strategies as highlighted in Table 4.17.

Table 4.17: Health Services Sector Development Needs, Priorities and Strategies.

Sub-Sector	Development needs	Priorities	Strategies
i. Administrative Services	Competent human resource	Improved working	<ul style="list-style-type: none"> • Recruit health workers as per MoH 2014 • Recruit CHEWs/CHVs to run community strategy program • Remunerate employees • Approval of pending health bills at the assembly • Capacity bulding

ii. Medical Services	Improved maternal health	• Reduce maternal deaths;	• 100% deliveries at health
----------------------	--------------------------	---------------------------	-----------------------------

Sub-Sector	Development needs	Priorities	Strategies
	care	<ul style="list-style-type: none"> • Reduce child mortalities • Reduce mother to child infections • Antenatal care for all pregnant mothers 	<ul style="list-style-type: none"> • facilities • Facilitate community strategies to cover all households • Adequate provision of blood transfusion services
	Medical supplies	Reduce drugs and non-pharmaceuticals stock outs	<ul style="list-style-type: none"> • 100% immunization coverage; • Introduction of daily pediatric clinic, growth monitoring, health promotion and pediatric HIV screening. • Increase de-worming target from 2 years and 14 years • Adopting of option B PLUS in PMTCT • Improve referral and linkage systems between community and facilities
	Infrastructure development	Enhance accessibility and improve service delivery of health services	<ul style="list-style-type: none"> • Procure a utility vehicle for drug distribution • Acquire a commodity monitoring system • Construct pharmaceutical depots
	Patient Referral system	Develop a patient referral system in County Hospitals	<ul style="list-style-type: none"> • Construct and equip health facilities as per MoH guidelines • Train paramedical staff in evacuation and emergence care • Establish an ambulance coordination centre • Purchase and maintenance of ambulance vehicles
	Improve health information	Improved quality of health information for planning and decision making	<ul style="list-style-type: none"> • Establish a health research centre • Establish a comprehensive health management information system • Strengthen monitoring and evaluation
iii. Public Health Services	HIV/AIDS Prevention	<ul style="list-style-type: none"> • Reduce prevalence rates • Prevent new infections and re-infections • Awareness creation; 	<ul style="list-style-type: none"> • Public awareness campaigns e.g. <i>barazas</i>; • Mainstreaming of HIV/AIDS campaigns, • Counseling and guidance, • Promoting use of protection during sex.
	Malaria control and prevention	<ul style="list-style-type: none"> • Reduce prevalence rates • Awareness creation 	<ul style="list-style-type: none"> • Distribution of LLINs • Focalized indoor residual spraying • Mapping of new breeding sites for mosquitoes and larviciding

	Nutrition	<ul style="list-style-type: none"> • Reduce stunted growth rates • Micronutrient deficiency control • Macronutrient deficiency control 	<ul style="list-style-type: none"> • Macronutrients supplementation to eligible clients in TB & HIV clinics • Increased Vitamin A supplementation for lactating mothers & under fives • Increase zinc supplementation in Diarrhea cases • Growth monitoring and promotion • IFAS supplementation in ANC
Sub-Sector	Development needs	Priorities	Strategies
			clients
	Infrastructure development	To improve analytical disease surveillance and medical waste management	<ul style="list-style-type: none"> • Construct a modern public health laboratory • Installation of micro wave waste management plant
	Screening for communicable conditions	<ul style="list-style-type: none"> • Intensified ANC profile • Intensified Screening of food handles • Intensified SCRAG • Intensified Gen expert active case finding for TB. 	<ul style="list-style-type: none"> • Partner in malaria prevention, Treatment and research • Partner in HIV/AIDS research, care and treatment • Partner in elimination of jiggers infestation among school children • Partner in establishment of public sanitation programs including safe water supply for domestic use and waste management systems • Screening of household for mosquitoes
	Halt, and reverse the rising burden of noncommunicable conditions	Community and institutional screening for NCDs	<ul style="list-style-type: none"> • Partner in research, screening and management of Diabetes • Partner in research, screening, referral and management of cancer cases • Partner in development of Health education programs
	Disease surveillance	To enhance early detection of notifiable diseases and response	<ul style="list-style-type: none"> • Active surveillance of notifiable diseases • Laboratory analysis of samples

4.4.5.2 Sector Programmes

The development needs will be achieved through the Sector programmes presented in Table 4.18.

Table 4.18: Health Services Sector Programmes.

1. Programme Name: Administration and Planning Services									
Objective: To improve service delivery									
Outcome: Improved quality of services offered									
Sub Programme	Key Outcome	Baseline	Key Performance Indicators	Planned Targets					Total Budget (KShs. Mill)
				Year 1	Year 2	Year 3	Year 4	Year 5	
i. Human Resource Development	Improved service delivery	2326	Number of health workers in payroll	2,676	2,826	2,926	2,976	3,026	12,000
		520	Number. of health workers trained	200	300	400	500	600	250
ii. Administrative and Planning Services	Improved service delivery	70	Percentage of customer satisfaction	75	80	85	90	95	3,700
iii. Health Data and Information Management	Digitalized Health Management Information System	6	No of supervisory visits done	12	12	12	12	12	5
		4	No of data review meeting held	4	4	4	4	4	5
		1	No of health facilities digitalized	4	4	4	4	4	320
Sub-Total									16,280

2. Programme Name: Medical Services										
Objective: Improve access to quality and affordable health services										
Outcome: Improved access to healthcare										
Sub Programme	Key Outcome	Baseline	Key Performance Indicators	Planned Targets					Total Budget (KShs. Mill)	
				Year 1	Year 2	Year 3	Year 4	Year 5		
i. Health infrastructure development	Improved access to health care	90	Number of health facilities improved and equipped as per norms	45	45	45	45	45	3,000	
ii. Maternal and child health services	Improved uptake for High Through-put Screening (HTS) in ANC	63	% of pregnant mothers taking HTS in ANC	70	75	80	85	90	500	
	Reduced maternal deaths	319 per 100,000 births	Percentage reduction of Maternal deaths	7.5	7.5	7.5	7.5	7.5	100	
	Reduced mother to child transmission of HIV	6	% of mother to child transmissions	5.5	5	4.5	4	3	100	
	Improved immunization rates	57.3	% of children immunized	80	85	90	95	100	1,000	
	Reduced mortality		0	Number of immunization outreaches	10	10	10	10	10	200
			127	No. of health facilities with skilled delivery services	140	155	160	170	170	65
			70	% of deliveries done in health facilities	80	85	90	95	100	50
iii. Medical Supplies	Increase % of availability of essential pharmaceuticals and non- pharmaceutical	70	% of facilities stocked with essential pharmaceutical and non- pharmaceutical products	100	100	100	100	100	1,500	
iv. Emergency Referral Services	Improved response to medical emergencies	1	Number of hospitals with functional emergency services	2	4	6	8	9	300	
		6	Number of fully functional ambulances	10	10	15	15	15	200	

v. Research in Health	Enhanced research into emerging health issues	-	Research center established			1			3,000
		-	Number of research activities /surveys conducted		1	1	1	1	1,000
		None	No. of research grants awarded		1	1	1	1	300
Sub-Total									11,315

3. Programme Name: Public Health Services									
Objective: To reduce morbidity and mortality due to preventable causes									
Outcome: Reduced incidences of illness and related deaths									
Sub Programme	Key Outcome	Baseline	Key performance Indicators	Planned Targets					Total Budget (KShs. Mill)
				Year 1	Year 2	Year 3	Year 4	Year 5	
vi. School Health Programme	Regular De-worming (2 – 14 years) campaigns in schools	78	% of school age children dewormed	90	95	100	100	100	300
	Hand washing facilities in schools	60	Number of schools reached with hand washing facilities	80	90	100	100	100	100
	Establishment of school health clubs/committee	33	Number of schools with school health clubs	51	63	76	85	100	50
	Vitamin A supplementation in ECDE centers	80	Percentage of ECDE reached with the Vitamin A supplement	90	100	100	100	100	100
vii. Integrated Vector Management	Fumigation against jiggers fleas	3023	Number. of houses fumigated against jiggers fleas, bedbugs etc.	3000	2900	2800	2700	2500	200
	Identification of reemerging neglected tropical diseases	0	Number of cases identified	0	0	0	0	0	100
	Distribution of long lasting nets to pregnant mothers.	65	Number of nets distributed	70	75	80	85	90	500
	Distribution of LLINs to children under 1 year	65	Number of nets distributed	70	75	80	85	90	500

	Focalized Indoor Residual Spraying(IRS)		Number of houses focalized IRS done						1,000
viii. Food quality control	Reduced food borne infections	61	% of food premises inspected	100	100	100	100	100	50
		58	% of food handlers examined	100	100	100	100	100	50
ix. Non-KEPI x. (Kenya Expanded Programme on Immunization)	Reduced cases arising from Non-KEPI immunisable diseases	100%	Percent of victims managed	100	100	100	100	100	10
		344	Number of HCWs vaccinated against Hepatitis B	350	400	400	400	400	30

xi. STI/HIV/AIDS Control	Reduced STI/HIV/AIDS prevalence	4.7	Prevalence rates	4	3.5	3	2.8	2.5	1,500
xii. TB Control Programme	Reduced new infection and increased adherence to treatment protocol	99	No. of new TB cases reported and treated	100	100	100	100	100	300
xiii. Reproductive Health and Family Planning Services	Increase Family planning services uptake	37	% family planning services usage	40	45	50	52.5	55	40
xiv. Sanitation and Hygiene	Increased latrine coverage	61	% of homesteads with latrines	70	80	85	90	100	10
	Improved hygiene	30	% of villages declared Open Defecation Free area (ODF)	40	50	60	80	100	20
	Water sampling of communal water sources	11	% of communal water sources sampled and tested	100	100	100	100	100	10
	Health care waste management	89	% of HCW collected and safely disposed of	100	100	100	100	100	50
xv. Community Strategy Programme	Improved community health care	139	Number of functional community units formed	0	16	15	10	5	20
		0	Number of CHVs remunerated with stipend	870	1,700	2,200	2,750	3,180	1,000
xvi. Morgues	Mortuaries per sub-county	2	Number of mortuaries constructed	2	3	2	1	0	300
Sub-Total									6,240
Grand Total									32,685

4.4.5.3 Cross-Sectoral Implementation Considerations

Implementation of projects in the Health services has impacts on other sectors across the County. Table 4.19 presents the Sector cross-sectoral impact and measure to harness.

Table 4.19: Health Services Cross-Sectoral Impacts.

Programme Name	Sector	Cross-sector Impact		Measures to Harness or Mitigate the Impact
		Synergies	Adverse Impact	
i. Public Health	Education	Reduced morbidity rates		Increase health education campaigns in schools. Conduct immunization outreach programmes in schools
ii. Curative Services	All	Healthy workforce		Increase health uptake
iii. Solid Waste Management	Environment department, Lands and physical planning, Kisii Town	Improved sanitation and hygiene		Increase waste collection and disposal

4.4.5.4 Flagship /County Transformative Projects

Table 4.20 presents sector flagship projects. These are the projects that make the County competitive and spur economic growth and development.

Table 4.20: Health Service Flagship Projects.

Project Name	Location	Objective	Output /Outcome	Performance indicators	Timeframe (Start-End)	Implementing Agencies	Cost (Ksh.)
<i>i. Construction of Kisii Cancer Centre</i>	Kisii Town	Reduce referrals to KNH	Treatment of cancer cases	% of completion	2017-2019	KCG /National Government	2.1 billion
<i>ii. Expansion of KTRH</i>	Kisii Town	To decongest KTRH	Completed project	Level of completion	2018-2022	KCG World Bank	6.1 billion

4.4.6 Water, Energy, Environment and Natural Resources

This sector comprises of Water and Sanitation; Environment; Energy; and, Natural Resources sub-sectors. The Sector's mandate is to ensure adequate, clean and reliable supply of water; effective and efficient sewerage services, expansion of electricity supply and adoption in usage of renewable sources of energy, and protection of environment from all forms of pollution and destruction.

Vision

To be a leading Sector in the conservation, management and development of Energy, Water, Environment and Natural resources for sustained development.

Mission

To provide coordination for sustainable water resources management and energy reticulation through enhanced sector performance which ensures access to safe water, reliable sanitation, protection of the environment, use of green energy and creation of wealth and employment.

Goal

The goal of the sector is to reverse the declining trend of water availability, increase access to clean water and sanitation, increase electricity coverage, promote use of green energy and conserve the environment for sustainable development.

4.4.6.1 Sector/ Subsector Development Needs, Priorities and Strategies

Kisii County receives high precipitation at an average of 1,500mm per year. However, there is still high demand for water for domestic and industrial use as the water connection currently is estimated at one percent. Kisii Town which is the major urban centre is served by Kisii Water Supply as the main source whose water production is estimated at 5,000 cubic meters per day against a demand of 20,000 cubic meters per day.

In the rural areas, the main sources of water are springs, wells, boreholes and rain water. It is estimated that only 20.9 percent of households have access to clean water (KIHBS, 2018). The sewerage coverage is also very low as only few estates in Kisii Town are connected to the sewer line and in the rural areas, 41.3 per cent of households use improved sanitation services.

Generally, water and sewer infrastructure in Kisii Town is old and dilapidated and cannot meet the current demand. This has constantly led to frequent blockages and bursts of lines culminating to water wastages due to leakages, water contamination and overflow of sewer. The water supply problem is further aggravated by the poor state of the distribution system, which results to 50 per cent losses due to leakage and illegal connections. Newly developed areas like Nyanchwa and Menyinkwa are not reticulated with water and sewer infrastructure hence need for their installation.

In the environment sub-sector, waste management remains a challenge for the County. The high and rapidly growing population in major urban areas contributes largely to the overwhelming environmental degradation and generates high volumes of solid and liquid wastes which has become difficult to handle especially in Kisii Town. The County has large deposits of uncollected solid waste especially at Keumbu, Daraja Mbili Market, Ogembo, Mogonga and Kenyenyia. It has also high water and air pollution, rampant illegal dumping and poor adherence to waste management regulations; inadequate waste management equipment, insufficient waste collection and lack of waste management (recycling) plant and no end waste management site. In addition, rivers in the County, especially River Nyakomisaro and Riana receive huge volumes of raw sewer effluent, solid waste and oil discharge from garages in Kisii Town.

The electricity coverage remains low in the County. It is estimated that only 29.5 per cent of the households are connected with electricity. Equally, usage of green energy is very low as only 1 per cent of the households are using biogas as a source of energy (KHIBS, 2018).

The aspiration of the County in this planning period 2018-2022 is to reduce the distance of the water points from the homesteads from the current 1.5 kilometres to less than 1 kilometre in the next five years, adopt green energy, increase electricity coverage, generate hydro power, and conserve the environment. Table 4.21 presents the sector priorities and the strategies to realize these developmental needs.

Table 4.21: Water, Energy, Environment and Natural Resources Sector Development Needs, Priorities and Strategies.

Sub-Sector	Development Needs	Priorities	Strategies
1. Administration and Planning Services	Effective service delivery	Human resources development	<ul style="list-style-type: none"> • Capacity building • Training • Recruitment of technical staff
		Good working environment	<ul style="list-style-type: none"> • Renovation of offices • Provision of tools and equipment • Construction of offices • Transport facilities • Policy formulation
2. Water and Sanitation Services	Clean, portable and affordable water	Increase accessibility to affordable and clean drinking water	<ul style="list-style-type: none"> • Resources mobilization • Rehabilitation and construction of water schemes • Drilling of boreholes and reticulate water • Harvesting rain water • Protection of water springs • Protection of water catchment areas • Protection wet lands
	Improved sanitation	<ul style="list-style-type: none"> • Increase sewer coverage • Enhance awareness on improved sanitation 	<ul style="list-style-type: none"> • Resources mobilization • Rehabilitation of sewer lines and treatment plant
		improved sanitation	<ul style="list-style-type: none"> • Expansion of the sewer line • Construction of more sewerage plants • Sensitization on improved sanitation facilities
3. Energy Services	Environmental friendly sources of fuel	To reduce over reliance on wood fuel.	<ul style="list-style-type: none"> • Promote use of biogas and solar energy • Promote use of energy saving devices • Complete energy project from proposed sugar factory
	Electricity accessibility	Electricity reticulation	<ul style="list-style-type: none"> • Enhance the rural electrification programme • Construct a mini hydropower plant at untapped sources

4. Environmental Management	A clean and safe environment	To conserve the environment	<ul style="list-style-type: none"> • Development of County solid wastes blue print (County Integrated Solid Waste Management Plan) • Enforce County Solid Management Act, 2015 • Map wet lands • Rehabilitate degraded sites • Rehabilitation and protection of water catchment areas and riparian reserves. • Afforestation and improving aesthetic value of the land • Public participation and stakeholder involvement on environmental issues. • Establishment and management of tree nurseries across the County. • Replacement of blue gum trees along riparian areas. • Pollution management
5. Natural Resources	Optimal use of the available resources	Mineral exploration	<ul style="list-style-type: none"> • Mapping exploitation of natural resources • Exploitation of natural resources
	Quarry Safety	Mines/quarry rehabilitation	<ul style="list-style-type: none"> • Back filling • Afforestation/reforestation of exhausted mines

4.4.6.2 Sector Programmes

During the plan implementation period, the goal of the sector of reversing the declining trend of water availability, increasing access to clean water and sanitation, electricity coverage, promote use of green energy and conservation of environment will be achieved through various programmes as presented in Table 4.22.

Table 4.22: Water, Energy, Environment and Natural Resources Sector Programmes.

1. Programme Name: Administrative and Planning Services									
Objective: To have effective and efficient staff									
Outcome: Quality service delivery									
Sub-programme	Key Outcome	Baseline	Key Performance Indicators	Planned Targets					Total Budget (KShs (Mill))
				Year1	Year2	Year3	Year4	Year5	
i. Human Resource Development	Improved service delivery	81	Number of staff on payroll	100	120	130	140	140	500
		3	Number of staff trained	100	120	130	140	140	20
ii. Administrative and Support Services		2	Number of motor vehicles purchased and serviced	3	3	2	1	1	80
		2	Number of motor cycles purchased and serviced	4	4	4	4	4	10
		4	Number of Management meetings held	4	4	4	4	4	5
		3	Number of computers purchased	10	10	10	10	10	8
		4	Number of Monitoring and Evaluation reports generated and disseminated	4	4	4	4	4	10
		3	Number of utility bills paid	3	3	3	3	3	500
		3	Number of offices renovated	2	3	5	2	3	100
			Number of offices constructed	0	1	1	1		30
	1	Number of policy documents developed or reviewed	8	-	-8	-	8	100	
Sub-Total									1,363

2. Programme Name: Water and Sanitation Services									
Objective: To provide accessible, clean, portable and affordable water									
Outcome: Reduced cases of water borne diseases and reduced distanced to water points									
Sub-programme	Key Outcome	Baseline	Key Performance Indicators	Planned Targets					Total Budget (KShs (Mill))
				Year 1	Year 2	Year 3	Year 4	Year 5	
i. Water Schemes	Reduced distance to the nearest water point	25	Number of water schemes constructed	10	10	10	10	10	3,000
		7	Number of water schemes rehabilitated	5	5	5	5	5	500
		24	Number of bore holes drilled and equipped with solar pumps	10	10	10	10	10	400
		0	Number of drilling rig purchased and serviced	1	-	-	-	-	100
ii. Spring Protection	Clean water	675	Number of water springs protected	180	180	180	180	180	200
iii. Rain Water Harvesting	Conserved water	180	Number of water tanks purchased and installed	180	180	180	180	180	200
iv. Sanitation Services	Improved hygiene	5km	Number of kilometres of sewer lines rehabilitated in Kisii Town	-	10	-	-	-	500
		3	Number of estates connected to sewer line in Kisii Town	1	1	1	1	1	1,500
		1	Number of urban centres connected to sewer ponds (new treatment plants constructed)	1	1	1	1	1	1,000
		10	Number of institutions using septic tanks	15	20	25	30	35	2
		2.1%	Percentage of households using septic tanks	5	7.5	10	12.5	15	
		17%	Percentage of households using VIP latrines	25	35	45	55	65	5

Sub-Total	7,407
------------------	--------------

3. Programme Name: Energy Services									
Objective: To promote use of green energy and increase electricity coverage									
Outcome: Clean energy									
Subprogramme	Key Outcome	Baseline	Key Performance Indicators	Planned Targets					Total Budget (KShs (Mill))
				Year 1	Year 2	Year 3	Year 4	Year 5	
i. Biogas Promotion	Clean energy	90	Number of households using biogas	180	270	360	540	630	50
ii. Energy Savings Jikos	Clean environment	5 %	Percentage of households/institutions using energy saving jikos	15	30	45	60	75	50
iii. Electricity Reticulation	Increased electricity coverage	29.5%	Percentage of households connected with electricity	40	45	50	55	60	1,000
		1	Number of mini hydropower plant constructed	1	-	-	-	-	1,500
Total									2,600

4. Programme Name: Environment Management									
Objective: To conserve the environment									
Outcome: Clean and safe environment									
Sub-programme	Key Outcome	Baseline	Key Performance Indicators	Planned Targets					Total Budget (KShs (Mill))
				Year 1	Year 2	Year 3	Year 4	Year 5	
i. Rehabilitation Services	Safe environment	1	Number of degraded sites rehabilitated	10	10	10	10	10	10
ii. Recreational Services	Friendly relaxing atmosphere	0	Number of recreational parks constructed and operational	1	1	1	1	1	25
iii. River cleaning Services	Reduced water borne diseases	3	Number of km of rivers cleaned	10	10	10	10	10	50
iv. Afforestation Services	Increased vegetation cover	4	Number of new trees planted	100,000	100,000	50,000	5,000	5,000	50
		3	Number of tree nurseries established and maintained	9	9	9	9	9	50
v. Land Reclamation	Increased water levels		Number of acreage of blue gum trees cut	10	10	10	10	10	150
		2 acres	Number of acres of wet land reclaimed	1	1	1	1	1	100
		1 acres	Number of acres reclaimed/protected		1	1	1	1	100
vi. Solid Waste Management	Improved hygiene	45	Number of markets cleaned	20	45	90	135	180	500
		20	Number of cleaning groups contracted	25	30	35	40	40	100
		2	Number of garbage trucks purchased	2	2	2	-	-	40
		1	Percentage level of completion of recycling plant	10%	100%				200

vii. Climate Change Mitigation	A clean environment	0	Number of trainings on climate change	10	10	10	10	10	50
		1	Number of policies and Regulations drafted on environment and climate change	1	2	1			12
viii. Natural Resources Management	Well managed natural resources	0	Number of minerals explored and gazzeted	1					10
		0	Tons of minerals extracted	5	10	20	10	10	100
		0	Number of pits protected	5	5	5	5	5	50
Sub-Total									1,597
Grand Total									12,967

4.4.6.3 Cross-sectoral Implementation Considerations

Completion of programmes in this sector will contribute immensely to the County's economic growth. However, some activities in the sector like mining will adversely impact on other sectors as presented in Table 4.23.

Table 4.23: Water, Energy, Environment and Natural Resources Sector Cross-sectoral impacts.

Programme Name	Sector	Cross-sector Impact		Measures to Harness or Mitigate the Impact
		Synergies	Adverse Impacts	
i. Water Services	Agriculture	Facilitate irrigation		Installation of greenhouses
	Trade	Industrial use		Construction of packaging plants at sources to package water from springs
	Health	Reduced water borne diseases		Continuous treatment of water
ii. Energy Services	Trade	Reduced cost of production		Increase production of commodities
iii. Environmental Management	Health	Improved hygiene		Encourage recycling of solid waste
	Agriculture	Increased soil productivity		Practicing agroforestry
iv. Natural Resources	Trade	Increased employment		Encourage establishment of cottage industries
	Agriculture		Dilapidation of arable land	Backfilling the quarries after use

4.4.6.4 Flagship/ County Transformative Projects

Kegati Water Supply is one of the noticeable flagship projects in the sector. The completion of the project will make Kisii County competitive and increase revenue to the County through billing and reduce the cost of doing business in the County. Water is an enabler in industrial development. The details of the project are presented in Table 4.24.

Table 4.24: Water, Energy and Environment Sector and Natural Resources Flagship Projects.

Project Name	Location	Objective	Output/ Outcome	Performance Indicators	Timeframe	Implementing Agencies	Cost (KShs Bill)
					Start – End		

1. <i>Kisii Water Supply</i>	Bobaracho Ward	To rehabilitate and expand the water supply	New connections	Number of households connected with piped water	2017 – 2019	Lake Victoria South Water Services Board/ Germany Bank (KFW)	1.8
2. <i>Nyakwana Mini Hydro Power</i>	Sameta Mokwerero Ward	To generate electricity for tea factories and other County Initstallation in the County	Reduced cost of production (high returns)	Percentage in reduction in production costs	2016 – 2018	KTDA	1

4.4.7 Education, Labor and Manpower Development

This sector comprises of two directorates: Early Childhood Development (ECD) and Vocational Training. It also provides education support through disbursement of bursaries to needy students.

Vision

To be a leading County in the provision of holistic early childhood education and vocational training for sustainable development.

Mission

To provide and promote an integrated education and training system for sustainable socioeconomic development.

Goal

To promote access to quality education and relevant training through provision of educational infrastructure and strengthened strategic partnerships and linkages.

4.4.7.1 Sector Development Needs, Priorities and Strategies

The sector has identified development needs in each sub-sector clearly outlining priority areas and key strategies to be undertaken as shown in Table 4.25.

Table 4.25: Education, Labor and Manpower Sector Development Needs, Priorities and Strategies.

Sub-Sector	Development Needs	Priorities	Strategies
------------	-------------------	------------	------------

i. Administration and Planning Services	Improved service delivery	Human resource development	<ul style="list-style-type: none"> • Recruitment and deployment of staff • Remuneration of staff
		Quality assurance and standards	Frequent inspection of facilities
	Enhance transition and retention rates	Support to needy students	<ul style="list-style-type: none"> • Disbursement of bursaries • School feeding Programme
ii. Early Childhood Development	Quality education	Infrastructural development	<ul style="list-style-type: none"> • Construction modern classrooms • Construction of latrines
		Learning materials and equipment	<ul style="list-style-type: none"> • Purchase and distribution of outdoor equipment • Purchase and distribution of educational and learning materials
iii. Vocational Training	Skilled manpower	Infrastructural development	<ul style="list-style-type: none"> • Construction workshops • Construction of classrooms • Construction of latrines • Construction of hostels
		Learning materials and equipment	<ul style="list-style-type: none"> • Purchase tools and equipment • Purchase of learning materials

4.4.7.2 Sector Programmes

Table 4.26 presents the Sector t Programmes that will be implemented by sector in the during the plan period.

Table 4.26: Education, Labor and Manpower Sector Priorities.

1. Programme: Vocational Training									
Objective: To improve access to quality training									
Outcome: Skilled manpower for economic empowerment									
Sub Programme	Key Outcome	Baseline	Key Performance Indicators	Planned Targets					Total Budget (KShs (Mill))
				Year 1	Year 2	Year 3	Year 4	Year 5	
i. Infrastructure Development	Improved Training environment		Number of equipped workshops	10	10	10	10	10	375
			Number of classrooms constructed	13	13	12	12	12	310
			Number of polytechnics supplied with learning materials	67	67	67	67	67	150
			Number of hostels constructed	2	2	2	2	2	50
	Improved sanitation	3	Number of Toilets constructed	12	12	12	12	11	200
Sub-Total									1,085

2. Programme: Early Childhood Development Education(ECDE)									
Objective: To enhance access to quality ECDE									
Outcome: Improved Quality of education and Training in ECDE									
Sub Programme	Key Outcome	Baseline	Key performance Indicators	Planned Targets					Total Budget (KShs (Mill))
				Year 1	Year 2	Year 3	Year 4	Year 5	
i. ECDE Infrastructure Development	Improved learning environment	180	Number of ECDE Classrooms Constructed.	135	135	135	135	135	1,200
			Number of ECDE furnished with outdoor fixed equipment	45	45	45	45	45	150
			Number of latrines constructed per ECD Centre	90	90	90	90	90	450
			Number of ECDE equipped with furniture (table and chair)	45	45	45	45	45	75
ii. Educational and Learning Materials	Improved performance		Number of ECDE Centres equipped with learning materials	524	524	524	524	524	300
Total									2,175

3. Programme: Administration and Planning Services									
Objective: To provide efficient services									
Outcome: Enhanced Efficiency and effectiveness in service delivery									
Sub Programme	Key Outcome	Baseline	Key performance Indicators	Planned Targets					Total Budget (KShs (Mill))
				Year 1	Year 2	Year 3	Year 4	Year 5	
i. Human Resource Development	Improved service delivery		Number of staff trained.	208	208	208	208	208	25
		270	Number of instructors recruited	100	100	100			385
		965	Number of ECDE teachers recruited	350	150	100			485
ii. Operations and Maintenance	Improved service delivery	50	Percentage of customer satisfaction	60	70	80	90	100	2,300
iii. Quality Assurance and Standards	Improved service delivery		Number of quality assurance reports from polytechnics and ECDE	8	8	8	8	8	30
		6	No. of quality assurance officers recruited	10	15	10	10	0	100
iv. Bursaries Fund	Enhance transition and retention rates	41,350	No. of students benefiting	13,500	13,500	13,500	13,500	13,500	800

v. School Feeding Programme	Enhance retention rates		No. of ECDE centers enrolled on the Programme	524	524	524	524	524	200
Sub-Total									4,425
Grand Total									7,635

4.4.7.3 Cross-Sectoral Implementation Considerations

Table 4.27 presents the cross-sectoral impacts of programmes and appropriate actions to harness synergies or mitigate adverse impacts.

Table 4.27: Education, Labor and Manpower Cross-Sectoral Impacts.

Programme Name	Sector	Cross-sector Impact		Measures to Harness or Mitigate the Impact
		Synergies	Adverse Impact	
i. Vocational Training	All sectors	Increased acquisition of skills		Provide more training opportunities
ii. School Feeding Programme	Health	Improved nutrition		Increase budgetary allocation

4.4.8 Land, Physical Planning and Urban Development

This sector comprises of three departments namely: - Land; Physical Planning; and, Urban Development and it is responsible.

Vision

To be a leading sector in land use planning and management for sustainable development.

Mission

To promote an integrated planning framework in land resource management for socio- economic and environmental well-being.

Goal

To ensure well planned and managed land resource for sustainable development.

4.4.8.1 Development Needs Priorities and Strategies

The department implements its mandate through different programmes. Table 4.28 presents the sector development needs, priorities and strategies.

Table 4.28: Land, Physical Planning and Urban Development Sector Development Needs Priorities and Strategies.

Sub-Sector	Development Needs	Priorities	Strategies
i. Administration and Planning Services	Efficient service delivery	Human resource development	<ul style="list-style-type: none"> • Staff training • Recruitment • Capacity building of staff
		Improved working environment	<ul style="list-style-type: none"> • Renovation of offices • Provision of tools and equipment • Purchase of motor vehicles
ii. Urban Development	Well planned urban centres	Urban Infrastructure	<ul style="list-style-type: none"> • Installation of high mast and solar lights • Construction and maintenance of urban roads. • Resource mobilization from development partners. • Develop an Integrated Urban Master Plan • Pavement works • Cabro works • Bus and car parks
	Improved hygiene	An integrated waste management.	<ul style="list-style-type: none"> • Purchase of waste management site. • Purchase of garbage collection tractors and trailers.
iii. Physical Planning	Improved land use	County Spatial and Physical Plans.	<ul style="list-style-type: none"> • Develop a County spatial plan
		Survey services	<ul style="list-style-type: none"> • Acquire relevant personnel and equipment • Beaconing of public land • Fencing of public land • Titling

4.4.8.2 Sector Programmes

The mandate of this sector is to formulate policies on land use, carry out physical planning and provide urban infrastructure for sustainable development. Table 4.29 presents the programmes that will be implemented during the Plan period.

Table 4.29: Land, Physical Planning and Urban Development Sector Programmes.

1. Programme Name: Administration and Planning Services									
Objective: To improve service delivery									
Outcome: improved service delivery									
Sub Programme	Key Outcome	Baseline	Key Performance Indicators	Planned Targets					Total Budget (KShs. Mill)
				Year 1	Year 2	Year 3	Year 4	Year 5	
i. Human Resource Management	Improved service delivery	48	Number of staff trained	13	15	10	5	5	30
		311	Number of staff in the payroll	320	350	350	350	350	500
ii. Administrative and Support Services	Improved working environment	3	Number of motor vehicles purchased	2	2	2	1	1	40
		15	Number of ICT equipment purchased	5	10	10	10	5	8
		25	Number of furniture equipment	5	5	5	5	5	25
Sub-Total									603

2. Programme Name: Urban Development Services									
Objective: To promote sustainable urban development									
Outcome: Improved and efficient urban services									
Sub Programme		Baseline	Key Performance Indicators	Planned Targets					Total Budget (KShs. Mill)
				Year 1	Year 2	Year 3	Year 4	Year 5	
i. Infrastructural Development	Enhanced security	54	Number of urban centers and markets installed with street lights.	18	18	18	18	18	500
	Improved road network	17	Number of Kilometres of urban roads constructed.	10	10	10	10	10	150

ii. Solid Waste Management	Improved hygiene	16	Number of urban centres and markets cleaned	30	30	30	30	30	350
		1	Number waste management site purchased	1	1	1	1	1	120
		3	Number of garbage collection tractors and trailers purchased	4	4	4	4	4	100
Sub-Total									1220

123

3. Programme Name: Kisii Town									
Objective: To create an environment conducive for investment									
Outcome: Competitive town for business									
Sub Programme	Key Outcome	Baseline	Key Performance indicators	Planned Targets					Total Budget (KShs. Mill)
				Year 1	Year 2	Year 3	Year 4	Year 5	
i. Urban Infrastructure Development	Improved town services		Number of recreational parks		1			1	100
			Percentage of completion of a bus park	50	100				50
		30	Kilometres of drainage system constructed	5	5	5	5	5	40
		150	Number of tree seedling planted	300	300	300	300	300	20
Sub-Total									210
Grand Total									2,033

4.4.8.3 Cross-Sectoral Implementation Considerations

Implementation of programmes will have cross-sectional impacts as presented in Table 4.30.

Table 4.30: Land, Physical Planning and Urban Development Sector Cross-Sectoral Impacts.

Programme	Sector	Cross-sector Impact		Measure to Harness or Mitigate the Impact
		Synergies	Adverse Impact	
i. Urban Development Services	Trade	Enhanced security.		Installation of more streetlights
		Improved mobility of commodities and labor.		Enhance mobility of goods and services.
ii. Solid Waste Management	Health	Improved Hygiene		Reduced incidences of illness.
iii. Physical Planning	All sectors	Proper land use and management		Develop County Spatial Plan

4.4.8.4 Sector Flagship Projects

Table 4.31 presents the Sector flagship projects that make the County competitive and spur economic development.

Table 4.31 Land, Physical Planning and Urban Development Sector Flagship Projects.

Project Name	Location	Objective	Output/ Outcome	Performance indicators	Timeframe (Start-End)	Implementing Agencies	Total Budget (KShs. Mill)
<i>i. Integrated Street Lighting</i>	Markets and urban centers	To enhance security	Extended trading hours	Number of markets and urban centres installed with street lights	2017-2020	KCG	450

4.4.9 Trade, Tourism and Industry

The sector is comprised of: Trade; Tourism and Industry sub-sectors. The mandate of the sector is to promote both domestic and international trade, tourism and industry in the County through creation of an enabling business and investment environment.

Vision

To be a leader in promoting competitive domestic trade, tourism destination and Industrial hub in region.

Mission

To promote, coordinate and implement Trade, Tourism and Industrialization policies and programmes.

Goal

To enhance economic growth of the local economy by developing trade, enterprises, tourism and industrialization while protecting consumers against unfair trading practices.

4.4.9.1 Sector Development Needs, Priorities and Strategies

The sector is responsible for creating jobs and alleviating poverty in the County. Table 4.32 presents sector development needs, priorities and strategies in realization of the sector's vision.

Table 4.32: Trade, Tourism and Industry Sector Development Needs, Priorities and Strategies.

Sub Sector	Development needs	Priorities	Strategies
i. Administration and Planning Services	Improved service delivery	Human resource development	<ul style="list-style-type: none"> • Establish legal and regulatory framework • Training/capacity building, • Staff Promotions, • Office space, • Provision of tools and equipment.
ii. Trade Development Services	Improved trading environment	Market infrastructure development	<ul style="list-style-type: none"> • Construction of sheds, • Construction of Markets, • Market development, • Construction of toilets, • Fencing of markets, • Enforcing standards, • Trade exhibitions
iii. Industrialization Services	Increased investment.	Promotion of industrialization	<ul style="list-style-type: none"> • Promotion of industrial investment opportunities, • Industrial infrastructure development, • Support research and innovation, • Establish institutional policy and regulatory framework,
			<ul style="list-style-type: none"> • Establishment of financing schemes, • Profiling of investment sites, • Building on the county image, • Establishment of County economic and social council.
iv. Enterprise Development v. Services	Enhanced investment	Development of Entrepreneurial skills	<ul style="list-style-type: none"> • Training on business management and technical skills, • Establishment of internship and mentorship programme.

		Enhanced access to affordable credit	<ul style="list-style-type: none"> • Establishment of County Trade Credit Schemes, • Establishment of trade SACCOs.
	Increased revenue	Register all revenue outlets	<ul style="list-style-type: none"> • Mapping of all liquor outlets
vi. Tourism Services	Promote and develop tourism sector in the county	Domestic/International tourism promotion	<ul style="list-style-type: none"> • Develop Community sensitization programme, • Develop new tourist products, • Development of tourists Hotels, • Hold tourism promotion activities.

4.4.9.2 Sector Programmes

The Sector vision will be realized through projects in the sector programmes as presented in Table 4.33.

Table 4.33: Trade and Industry Sector Programmes.

1. Programme Name: Administration and Planning Services.									
Objective: To enhance service delivery.									
Outcome: Quality service delivery.									
Sub Programme/ Project	Key Outcome	Baseline	Key performance Indicators	Planned Targets					Total Budget (KShs. Mill.)
				Year 1	Year 2	Year 3	Year 4	Year 5	
i. Human Resource Development Services	Improved efficiency in service delivery	48	Number of staff in the payroll	60	70	75	80	85	500
		3	Number of staff trained	60	70	75	80	85	20
ii. Administration and Support Services	Improved service delivery	3	Number of motor vehicles purchased and serviced	2	2	2	1	1	60
		2	Number of motor cycles purchased and serviced	4	4	4	4	4	8
		4	Number of public engagement activities held	4	4	4	4	4	20
		3	Number of computers purchased	10	10	10	10	10	8
		4	Number of Monitoring and Evaluation reports generated and disseminated	5	5	5	5	5	10
		3	Number of offices renovated	5	3	2	2	3	100
	1	Number of policy documents developed or reviewed	9	-	8	-	8	100	
	Improved market management	0	Number of market Committees established	11	10	9	8	7	5
Sub-Total									831

2. Programme Name: Trade Development

Objective: To spur Economic Development									
Outcome: Conducive trading environment and organized trading centres to improved livelihood									
Sub Programme	Key Outcome	Baseline	Key performance Indicators	Planned Targets					Total Budget (KShs. Mill.)
				Year 1	Year 2	Year 3	Year 4	Year 5	
i. Infrastructure Development	Improved trading environment	1	Number of retail markets constructed	11	10	9	8	7	470
		6	Number of market sheds constructed	5	5	5	5	5	90
		4	Number of markets fenced	20	20	20	20	20	100
		24	Number of toilets constructed	11	6	7	7	6	100
		0	Number of mama mboga sheds constructed	11	10	9	8	7	94
	Enhanced promotion of County products	0	Percentage of completion of County Exhibition Centre.	-	50	75	100	-	100
Sub-Total									954

3. Programme Name: Industrialization and Enterprise Development Services									
Objective: To promote value addition and manufacturing									
Outcome: Wealth creation for sustainable development									
Sub Programme	Key Outcome	Baseline	Key Performance Indicators	Planned Targets					Total Budget (KShs. Mill.)
				Year 1	Year 2	Year 3	Year 4	Year 5	
i. Weight and measures	Fair trade and enhanced consumer protection	75%	Percentage of compliance of standards	100	100	100	100	100	25
ii. Liquor Licensing	Improved compliance	75	Percentage of outlets licensed	80	85	90	95	100	20
iii. Betting and Gaming	Improved compliance	0	Percentage of Gaming enterprises mapped	100	-	-	-	-	5
		0	Percentage of Gaming enterprises licensed	100	100	100	100	100	5
iv. Jua Kali Sheds	Improved working environment	0	Number of sheds constructed	55	45	45	40	37	88
v. County Trade Credit Scheme	Enhanced access to affordable credit	0	Number of beneficiaries	200	200	200	200	200	230
vi. Entrepreneurial Skills	Increased investment	0	Number of youth trained	450	450	450	450	450	30
vii. Industrial Development	Increased employment	0	Number of industries established		1	1	1		100
		0	Number of Industrial Development Centres constructed and equipped			1	1	1	120
Sub-total									743
4. Programme Name: Tourism Promotion Services									
Objective: To promote and develop tourism for increased economic growth.									

Outcome: Increased earnings and wealth creation									
Sub Programme	Key Outcome	Baseline	Key Performance Indicators	Planned Targets					Total Budget (KShs. Mill.)
				Year 1	Year 2	Year 3	Year 4	Year 5	
i. Protection and Preservation of Tourist Attraction Sites	Increased number of tourists	0	Number of sites protected or preserved	1	1	1	1	1	15
ii. Branding and Marketing of Tourism Products in the County	Increased tourism and earnings.	0	Number of media coverage made.	2	2	2	2	2	60
		0	Number of tourism entry points developed.	1	1	1	1	1	10
		1	Number of tourist expositions and festivals held.	1	1	1	1	1	15
Sub-Total									100
Sector Total									2,628

4.4.9.3 Cross-Sectorial Implementation Considerations

Implementation of programmes in this sector are likely to impact on other sectors. Table 4.34 presents the measures to either harness or mitigate the impacts.

Table 4.34: Trade, Tourism and Industry Cross-Sectorial Impacts.

Programme Name	Sector	Cross-Sector Impact		Measures to Harness or Mitigate the Impact
		Synergies	Adverse Impact	
i. Trade Development Services	Environment		Solid waste menace	<ul style="list-style-type: none"> • Proper waste disposal. • Public sentization on environmental issues
ii. Industrial and Enterprise Development Services	Agriculture	Value addition		Increase production
	Environment		Liquid waste menace	Proper waste disposal

4.4.9.4 Flagship /County Transformative Projects

The County has various transformative projects that are geared towards making the County competitive in terms of employment creation and increasing revenue generation. Table 4.35 presents the sector flagship projects.

Table 4.35: Trade, Tourism and Industry Sector Flagship/ Transformative Projects.

Project Name	Location	Objective	Output/Outcome	Performance indicators	Timeframe (Start-End)	Implementing Agencies	Cost (KSh Million)
<i>i. County Exhibition Centre</i>	Kisii ASK ground	To market County products	Increased business	% of completion	2019-2020	Department of Trade.	100
<i>ii. Construction Industrial Development Centres.</i>	County wide	To create employment opportunities	Increased employment	Number of Industrial Development Centres.	2019-2022	Department of Trade.	120

4.4.10 Roads, Public Works, Transport and Housing

The sector comprises four directorates namely: Roads; Public Works; Mechanical; and, Housing. The Roads department is responsible for the opening, rehabilitation and maintenance of County roads; Public Works department is responsible for the designing and supervision of infrastructural development; Mechanical and Transport department is responsible for the provision of road construction equipment and maintenance of County motor vehicles; and, Housing department is responsible for the construction and maintenance of County Government houses.

Vision

To be the leading provider of cost effective infrastructure facilities and services in the County.

Mission

To provide efficient, affordable and reliable infrastructure facilities and services for sustainable economic development.

Goal

To develop and maintain infrastructure within the County for sustainable economic growth and development.

4.4.10.1 Sector Development Needs, Priorities and Strategies

Table 4.36 presents the development needs, priorities and strategies of the sector.

Table 4.36: Roads, Public Works and Transport Sector Development Needs, Priorities and Strategies.

Sub Sector	Development Needs	Priorities	Strategies
i. Administration and Planning Services	Improved service delivery	Human Resource Development	<ul style="list-style-type: none"> Recruitment Capacity building of staff
		Good working environment	<ul style="list-style-type: none"> Renovation of offices Provision of tools and equipment Purchase of motor vehicles
ii. Roads Development	Improved accessibility	Improve road network	<ul style="list-style-type: none"> Resource mobilization Construction of roads Regular maintenance of roads Opening of roads
iii. Public Works	Safe and secure public infrastructure	Supervision	<ul style="list-style-type: none"> Approval of plans and sites Certification of buildings
		Construction of public utilities	<ul style="list-style-type: none"> Construction of bus parks, motorcycle shades and footbridges
iv. Mechanical	Functional County fleet	Establishment of County	<ul style="list-style-type: none"> Construction of a County
Sub Sector	Development Needs	Priorities	Strategies
Services		fleet management system	<ul style="list-style-type: none"> garage, fuel depot Purchase of plant and machinery
v. Housing	Improved housing conditions	County houses	<ul style="list-style-type: none"> Renovation of existing houses Partnership with development partners to provide low cost houses

4.4.10.2 Sector Programmes

The sector has several programmes to be implemented during the plan period as presented in Table 4.37.

Table 4.37: Roads, Public Works, Transport and Housing Sector Programme.

1. Programme Name: Roads Development									
Objective: To develop and maintain efficient and effective road networks to spur economic growth.									
Outcome: Motorable roads									
Sub Programme	Key Outcome	Baseline	Key performance Indicators	Planned Targets					Total Budget (KShs. Mill)
				Year 1	Year 2	Year 3	Year 4	Year 5	
i. Road Maintenance	Improved accessibility	1,000	Number of kilometers of roads maintained	450	450	450	450	450	1,000
ii. Road Construction	Increased road network	850	Number of kilometers of roads graveled	200	200	200	200	200	2,000
		40	Number of kilometers of roads tarmacked	40	40	40	40	40	6,000
Sub-Total									9,000

2. Programme Name: Public Works Services									
Objective: To provide efficient and cost effective services in designing, implementation and supervision of infrastructure works within the County.									
Outcome: Secure and safe County buildings									
Sub Programme	Key Outcome	Baseline	Key performance Indicators	Planned Targets					Total Budget (KShs. Mill)
				Year 1	Year 2	Year 3	Year 4	Year 5	

i. Public Utilities	Safe and secure public infrastructure	1	Number of bus parks constructed	1	1	1	1	1	150
		45	Number of sheds constructed	45	45	45	45	45	100
		32	Number of footbridges constructed	45	45	45	45	45	450
Sub-Total									700

3. Programme Name: Mechanical Services

Objective: To provide efficient, safe and reliable County transport services.

Outcome: Efficient and safe transportation

Sub Programme	Key Outcome	Baseline	Key performance Indicators	Planned Targets					Total Budget (KShs. Mill)
				Year 1	Year 2	Year 3	Year 4	Year 5	
i. Fleet Management Services	An efficient County fleet management system	10	Number of equipment acquired	2	2	2	2	2	120
		-	Percentage of completion of County garage	50	100				20
		-	Percentage of completion of fuel depot	50	100				20
Sub-Total									160

4. Programme Name: Housing Services

Objective: To provide decent and affordable housing facilities

Outcome: Improved housing conditions

Sub Programme	Key Outcome	Baseline	Key performance Indicators	Planned Targets					Total Budget
---------------	-------------	----------	----------------------------	-----------------	--	--	--	--	--------------

				Year 1	Year 2	Year 3	Year 4	Year 5	(KShs. Mill)
i. Housing Services	Improved housing conditions		Number of staff houses renovated	10	10	10	10	10	55
			Number of new staff houses built	20	20	20	20	20	350
Sub-Total									405

5. Programme: Administrative and Planning Services									
Objective: To improve service delivery									
Outcome: Improved service delivery									
Sub Programme	Key Outcome	Baseline	Key Performance Indicators	Planned Targets					Total Budget (KShs. Mill)
				Year 1	Year 2	Year 3	Year 4	Year 5	
i. Human Resources Development	Improved Service Delivery	114	Number of staff in the payroll	120	125	130	130	130	500
ii. Administrative and Support Services		3	Number of staff trained	100	120	130	140	140	20
		1	Number of policy documents developed or reviewed	4	4	4	4	4	40
		2	Number of motor vehicles and plant and machinery maintained	4	4	4	4	4	120
		8	Number of Management meetings held	4	4	4	4	4	5
		3	Number of computers purchased	10	10	10	10	10	8
		4	Number of Monitoring and Evaluation reports generated and disseminated	4	4	4	4	4	10

		3	Number of utility bills paid	3	3	3	3	3	500
		3	Number of offices renovated	2	3	5	2	3	20
Sub-Total									1,223
Grand Total									11,488

4.4.10.3 Cross-Sectoral impacts

The sector is an enabler as it provides the basis for other sectors to grow. It is vital in spurring economic growth for sustainable development. However, implementation of projects in the sector programmes have several cross-sectional adverse as well as synergy effects on other sectors as presented in Table 4.38.

Table 4:38 Roads, Public Works, Transport and Housing Sector Cross Sectoral Impacts.

Programme Name	Sector	Cross-sector Impact		Measures to Harness or Mitigate the Impact
		Synergies	Adverse Impact	
Roads Development	Agriculture Trade	Improved access to markets		Improve road network
	Education Health	Enhanced accessibility to public institutions		Improve road network

4.4.10.4 Flagship /County Transformative Projects

The sector has one flagship project which is being undertaken by the National Government; i.e. the rehabilitation and expansion of Suneka Airstrip. The projects details are presented in Table 4.39.

Table 4.39: Flagship Project in Roads, Public Works and Transport Sector.

Project Name	Location	Objective	Output/ Outcome	Performance Indicators	Timeframe (Start-End)	Implementing Agencies	Total Budget (KShs. Mill)
<i>i. Suneka Airstrip</i>	Bomorenda in Bonchari Sub-County	To provide efficient, safe and reliable air transport	An operational airstrip	Level of completion	2015-2022	National Government	300

4.4.11 Culture, Sports, Youth and Social Services

The sector comprises of four departments namely: - Culture; Sports; Youth; and, Social Services. Activities under this sector are run by both the National and County Government. However, devolved functions include Library services, Museums, Sports and cultural activities and facilities. The major focus of the sector is to work towards empowering women, youth, children and vulnerable members of the society, to promote and preserve culture and to promote sporting activities.

Vision

To be a leading department in the promotion of cultural and sporting activities and empowerment of youth and women for sustainable socio-economic development

Mission

To promote and revitalize Kisii County’s rich cultural diversity while empowering marginalised and vulnerable men, women and children.

Goal

To promote socio-economic development in communities with emphasis on disadvantaged members of society, protect and safeguard the rights and welfare of children, promote cultural heritage and sporting activities.

4.4.11.1 Sector Development Needs, Priorities and Strategies

Table 4.40 presents the development need, priorities and strategies of the sector.

Table 4.40 Culture, Sports, Youth and Social Services Development Needs, Priorities and Strategies.

Sub-Sectors	Development Needs	Priorities	Strategies
<i>i. Administration and Planning services</i>	Improved service delivery	Human resources development	<ul style="list-style-type: none"> • Training • Capacity building
		Improved working environment	<ul style="list-style-type: none"> • Renovation of offices • Construction of offices
<i>ii. Sports Development</i>	Nurtured talent	Sports facilities	<ul style="list-style-type: none"> • Completion of Gusii Stadium • Construction of stadia • Equipping of stadia • Training of coaches • Organizing sport events • Athletics development programs • Identification and development of sports talent academy. • Enhance and promote registration of cultural groups and Associations.
<i>iii. Social Services</i>	Reduced	Social development	<ul style="list-style-type: none"> • Operationalize NHIF
Sub-Sectors	Development Needs	Priorities	Strategies
	vulnerability		<ul style="list-style-type: none"> • Cash transfers • Construction of rescue center environment for vulnerable groups • Enhancing understanding of roles in the community • Provision of safe and enabling environment
<i>iv. Youth Development</i>	Self reliant youth	Youth empowerment	<ul style="list-style-type: none"> • Enhance youth Enterprise Fund, Uwezo Fund • Involvement of youth in decision making and participation • Training youth on entrepreneurial skills • Construct youth empowerment centres • Formation of youth SACCOs

<i>v. Cultural Services</i>	Culture preservation	Cultural Development	<ul style="list-style-type: none"> • Construction of cultural centre and cultural halls • Construction of libraries • Construction of social halls • Establishment of a Museum and galleries • Documentation of various Intangible Cultural Heritage (ICH) • Identification of Heroes and Heroines • Promotion and Preservation of Traditional medical practice and Herbal medicines • Preservation and development of visual art and artifacts (material culture) • Promotion of indigenous nutrition and traditional culinary (traditional foods) • Promotion of creative industries and performing art. • Ekegusii language preservation through media and elders
<i>vi. Gender Services</i>	Women empowerment	Gender Mainstreaming	<ul style="list-style-type: none"> • Creation of Affirmative Fund • Enhancement of Women Enterprise Fund • Enhancing understanding of gender roles in the community • Empowering girls and women in the community
<i>vii. Children Services</i>	Protection of children	Enhance child Protection environment	<ul style="list-style-type: none"> • Construction of rescue centre • Establish rehabilitation centre for street children • Establishment of structures and systems to support child protection • Implementation of child protection policies, programmes and projects • Establish children officer/child protection desk in the Sub Counties

4.4.11.2 Sector Programmes

The sub-sector strategies will be implemented in sector programmes as presented in Table 4.41

Table 4.41: Culture, Sports, Youth and Social Services Sector Programmes.

1. Programme Name: Cultural Services									
Objective: To promote and preserve positive aspects of our culture and heritage									
Outcome: Preserved Omogusii culture									
Sub Programme	Key Outcome	Baseline	Key Performance Indicators	Planned Targets					Total Budget (KShs. Mill)
				Year 1	Year 2	Year 3	Year 4	Year 5	
i. Infrastructure Development	Preserved culture		Level of completion of County museum		100				100
			Number of libraries equipped	2					20
		3	Number of libraries constructed and equipped	1	2	2	1		300
		1	Number of social halls constructed	2	2	3	1	1	150
ii. Cultural Diversity	Improved primary Health care and livelihood of our people.		Number of herbal gardens established	2	2	2	2	2	10

	Enhanced cohesion in the County		Number of cultural activities conducted	1	1	1	1	1	100
Sub-Total									680

2. Programme Name: Gender and Social Services									
Objective: To promote gender equality and empower women.									
Outcome: Reduced vulnerability									
Sub Programme	Key Outcome	Baseline	Key Performance Indicators	Planned Targets					Total Budget (KShs. Mill)
				Year 1	Year 2	Year 3	Year 4	Year 5	
i. Affirmative Fund	Empowered women		Number of women group empowered	1,800	1,800	1,800	1,800	1,800	200
ii. NHIF	Healthy community		Number of beneficiaries	45,000	45,000	45,000	45,000	45,000	1,350
iii. Disability Fund	Empowered PLWD		Number of beneficiaries	1,000	1,000	1,000	1,000	1,000	150

iv. Children Rescue Centre	Improved vulnerable children welfare		Number of Children Rescue Centres constructed	1	1	1	1	1	100
			Number of children homes supported	10	10	10	10	10	100
			Number of children removed from the street and rehabilitated	100	50	50	50	50	200
Sub-Total									2,100

3. Programme Name: Youth and Sports						
Objective: To nurture talents						
Outcome: Economically empowered youth						
Sub Programme	Key Outcome	Baseline	Key Performance Indicators	Planned Targets		Total Budget (KShs. Mill)

				Year 1	Year 2	Year 3	Year 4	Year 5	
i. Youth Development	Empowered youths economically		Number of youth groups accessing Youth Fund	500	500	500	500	500	500
			Number of youth trained on entrepreneurial skills	500	500	500	500	500	20
			Number of youth empowerment centre constructed and equipped	2	2	2	2	2	700
ii. Sports Development	Improved sporting activities	70	Percentage of completion of Gusii Stadium	100					100
		30	Number of playing grounds improved and equipped	15	9				230
			Number of Stadia constructed and equipped			1	1	1	300
			Number of coaches trained	360	360	360	360	360	50
			Number of sporting events conducted	4	4	4	4	4	200
Sub-Total									2100
Grand Total									4,880

4.4.11.3 Cross-Sectoral Implementation Considerations

Table 4.42 presents the cross-sectional impacts of each sectoral programmes and appropriate actions to harness synergies or mitigate adverse impacts.

Table 4.42: Culture, Sports, Youth and Social Services Cross-Sectoral Impacts.

Programme Name	Sector	Cross-sector Impact		Measures to Harness or Mitigate the Impact
		Synergies	Adverse Impact	
i. Cultural Services	Education	Improve literacy level		Construct and equip more libraries with relevant reading materials.
ii. Sport Development	All Departments	Talent development		<ul style="list-style-type: none"> • Construction of more stadia • Introducing and positively promoting sports development programmes • Provision of sporting equipment
iii. Social Services	Health	Reduced vulnerability		Provision of safety nets such as NHIF, cash transfers, Affirmative Fund and Disability Fund.
	Trade	Access to credit		Increase the budget allocation on credit facility.
	Education	Improve literacy level		<ul style="list-style-type: none"> • Maintain and equip the existing libraries with relevant reading/ learning material. • Equip and maintain ECDE classes with relevant learning materials
iv. Gender Services	Trade	Access to credit		<ul style="list-style-type: none"> • Increase the budget allocation for credit facility • Maintain and equip the existing markets.
v. Youth Development	Trade	Access to credit		<ul style="list-style-type: none"> • Increase budget allocation for credit facility
	Education	Access to information		<ul style="list-style-type: none"> • Maintain and equip the existing youth polytechnic to the required standards.

4.4.11.4 Sector Flagship Projects

Table 4.43 presents the Sector flagship projects that make the County competitive and spur economic development.

Table 4.43: Culture, Sports, Youth and Social Services Flagship/ Transformative Projects.

Project Name	Location	Objective	Output /Outcome	Performance Indicators	Timeframe (Start-End)	Implementing Agencies	Total Budget (KShs. Mill)
<i>i. Upgrading of Gusii Stadium to international status</i>	Kisii Town	To promote sporting activities	Complete and equipped stadium with modern sporting facilities.	Complete stadium	2018-2022	KCG/Donor	2,400
<i>ii. NHIF</i>	All Sub Counties	To reduce vulnerability	A health County population.	No of beneficiaries	2018-2022	County/ National Government	500

B. Assembly

This is an independent arm of County Government responsible for legislation, representation and oversight over the executive.

Vision

To be the leading institution in the provision of legislative, representation and oversight services in the Country.

Mission

To facilitate political and socio-economic development of the County through effective legislation, oversight and representation.

Goal

To promote political and socio-economic development through legislation; oversight; and, effective representation of Kisii County residents.

4.4.12 Development Needs Priorities and Strategies.

The development needs, priorities and strategies for the sector are presented in Table 4.44.

Table 4.44: County Assembly Development Needs Priorities and Strategies.

Sub-Sector	Development Needs	Priorities	Strategies
i. Administration and Planning Services	Improve service delivery	Human resource development	<ul style="list-style-type: none">• Recruitment of staff• Staff training
		Improve working environment.	<ul style="list-style-type: none">• Purchase of motor vehicles• Purchase of ICT equipment• Construction of modern Library and ICT Centre• Construction of the Speaker's residence
ii. Legislation Services	Sustainable development	Enactment of laws	<ul style="list-style-type: none">• Build the capacity of MCAs on the legislation process.• Construction of new debating chambers
iii. Oversight Services	Proper project management	Project implementation	<ul style="list-style-type: none">• Capacity building of County Assembly Members on oversight• Involvement of MCAs in project identification• Ensure that the executive complies with set policies and regulations
iv. Representation	People inclusivity	Stakeholder involvement in decision making	<ul style="list-style-type: none">• Public participation fora• Construction of offices for MCAs at wards• Civic education

4.4.12.1 Sector Programmes

To execute its mandate during the plan period, the sector has identified programmes for implementation as presented in Table 4.45.

Table 4.45: County Assembly Sector Programmes

1. Programme Name: Administration and Support Services									
Objective: To improve Service delivery									
Outcome: Improved service delivery									
Sub Programme	Key Outcome	Baseline	Key Performance Indicators	Planned Targets					Total Budget (KShs. Mill.)
				Year 1	Year 2	Year 3	Year 4	Year 5	
i. Human Resource Development	Improved service delivery	50	Number of staff trained	55	55	55	55	55	70
		146	Number of staff in the payroll	155	160	160	160	160	2,700
ii. Administration and Support Services	Improved service delivery	5	Number of motor vehicles purchased	2		2			10
		50	Number of ICT equipment purchased	5	5		5		5
		1	Number of hansard system installed			1			10
Sub-Total									2,795

2. Programme Name: Oversight Services									
Objective: To ensure that the executive implements programmes and projects for the benefit of County residents									
Outcome: Sustainable economic development									
Sub Programme	Key Outcome	Baseline	Key performance Indicators	Planned Targets					Total Budget (KShs. Mill.)
				Year 1	Year 2	Year 3	Year 4	Year 5	
Oversight Services	Proper project management		Number of projects completed for the benefit of Kisii County residents	100	100	100	100	100	100
Sub-Total									100

3. Programme Name: Legislation Services									
---	--	--	--	--	--	--	--	--	--

Objective: To provide legislation support necessary for effective and efficient service delivery									
Outcome: well coordinated County Government functions									
Sub Programme	Key Outcome	Baseline	Key Performance Indicators	Planned Targets					Total Budget (KShs. Mill.)
				Year 1	Year 2	Year 3	Year 4	Year 5	
i. Infrastructure Development	Improved working conditions		Percentage of completion of debating chambers		10	50	100		300
			Percentage of completion of ward offices for MCAs	20	50	80	100		225
			Percentage of completion of modern Library and ICT Centre	20	50	100			20
			Percentage of completion of Speaker's residence	20	30	100			100
ii. Legislative Services	Sustainable development	36	Number of bills passed into law						200
Sub-Total									845

4. Programme Name: Representation Services									
Objective: To ensure that County residents are well represented and are involved in decision making in matters affecting them									
Outcome: People focused and inclusive development									
Sub Programme	Key Outcome	Baseline	Key performance Indicators	Planned Targets					Total Budget (KShs. Mill.)
				Year 1	Year 2	Year 3	Year 4	Year 5	
i. Public Participation and Civic Partnership	People inclusivity		Number of public participation fora held	4	4	4	4	4	100
			Number of civic education trainings held	2	2	2	2	2	100
Sub-Total									200
Grand Total									3,940

4.4.12.2 Cross-Sectoral Implementation Considerations

Table 4.46 presents the cross-sectional impacts of each sectoral programmes and appropriate actions to harness synergies or mitigate adverse impacts.

Table 4.46: County Assembly Cross-Sectoral Impacts

Programme Name	Sector	Cross-sector Impact		Measures to Harness or Mitigate the impact
		Synergies	Adverse Impact	
i. Oversight Services	All sectors	<ul style="list-style-type: none"> • Proper project management 		<ul style="list-style-type: none"> • Involvement of MCAs in project identification • Enhancing the capacity of MCAs to execute their constitutional mandate
ii. Legislation Services	All sectors	<ul style="list-style-type: none"> • Sustainable development • Proper coordination of County Government functions 		<ul style="list-style-type: none"> • Enacting laws that promote sustainable development
iii. Representation	All sectors	<ul style="list-style-type: none"> • People inclusivity 		<ul style="list-style-type: none"> • Involve the people in decision making

CHAPTER FIVE IMPLEMENTATION FRAMEWORK

5.1 Introduction

This Chapter discusses the implementation framework which includes institutions responsible for the actualization of the Plan, resource requirement and mobilization.

5.2 Institutional Framework

5.2.1 Functions of County Government

The implementation for the County Integrated Development Plan shall be through the structures elaborated in the Constitution of Kenya, 2010 and the various Acts governing the operation of the devolved functions. According to the County Government Act, 2012, the County Government is responsible for:

- a) County legislation in accordance with Article 185 of the Constitution;
- b) Exercising executive functions in accordance with Article 183 of the Constitution;
- c) Functions provided for in Article 186 and assigned in the Fourth Schedule of the

Constitution;

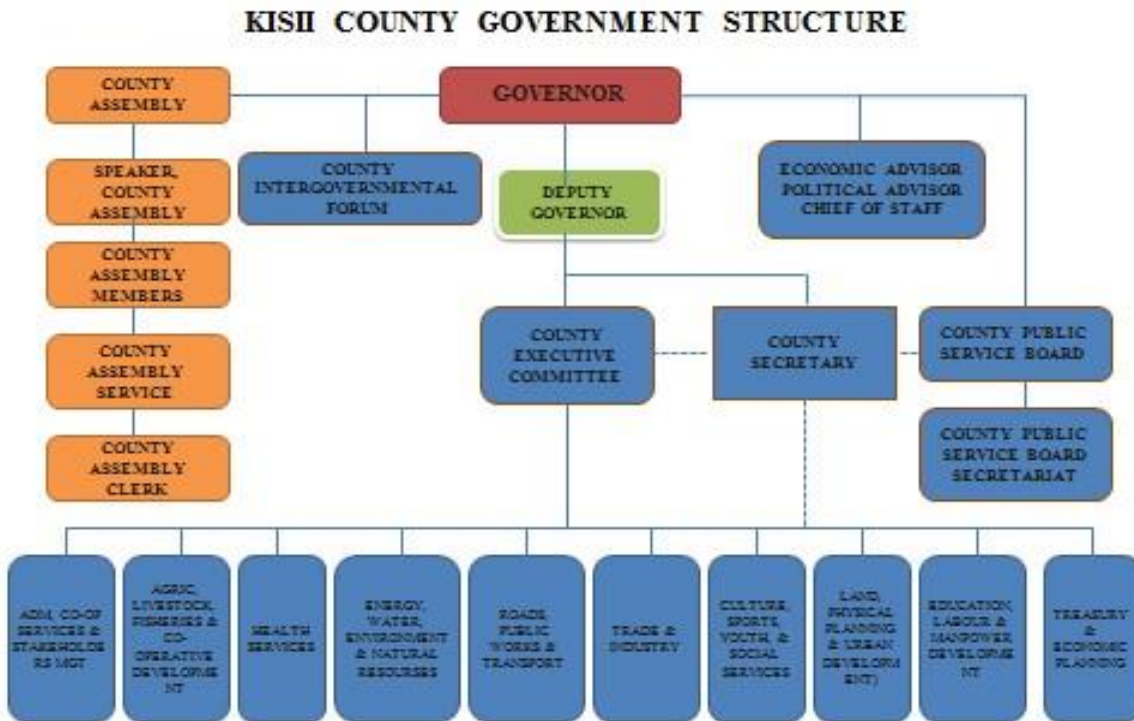
- d) Any other function that may be transferred to County governments from the National Government under Article 187 of the Constitution;
- e) Any functions agreed upon with other County governments under Article 189(2) of the Constitution; and
- f) Establishment and staffing of its public service as contemplated under Article 235 of the Constitution.

5.2.2 County Structure

Kisii County Government is composed of two arms viz. the County Executive and the County Assembly. The County Executive has been organized into ten departments to respond to the demands of implementing the Plan. Each of the ten departments has developed appropriate structures to devolve functions to lower levels for effective service delivery. These will be captured in the respective departmental Strategic Plans.

Figure 5.1 is an organogram the County Executive with links to the Assembly through the Office of the Governor.

Figure 5.1: Kisii County Government Structure



5.2.2.1 County Executive

i. Office of the Governor

During the Plan period, the Office of the Governor will provide overall leadership in the County's governance and development. It will also provide leadership to the County Executive Committee and administration based on the policies and plans. The Governor also assents to bills passed by the County Assembly.

ii. County Executive Committee

The County Executive Committee is comprised of 10 members appointed by the Governor and approved by the County Assembly. The Committee is responsible for supervising the administration and delivery of services in all decentralized units and agencies in the County. The Committee also performs any other functions conferred on it by the constitution or National legislation; as well as any function incidental to any of the assigned functions. The Committee has the power to determine its own programme of activities and every member of the Committee is expected to observe integrity and disclosure of interest in any matter before the Committee.

iii. County Secretary

The County Secretary is the head of the County Public Service; responsible for arranging the business; keeping the minutes of the County Executive Committee under the direction of the Executive Committee; conveying the decisions of the County Executive Committee to the appropriate persons or authorities and performing any other functions as directed by the County Executive Committee.

iv. County Chief Officer

The Chief Officer will be the Accounting and Authorized Officer for the Department assigned and will be responsible to the respective County Executive Member for the following: General administration and coordination of respective County Department; Initiation, development and implementation of policies and sector plans; Development and implementation of strategic plans; Promotion of National values and principles of governance in the County Public Service; Overseeing implementation and monitoring of performance management systems and any other duties as may be assigned by the respective County Executive Committee member.

v. The County Public Service Board

The County Public Service Board is established under an Act of Parliament as provided for under Article 235(1) of the Constitution of Kenya, 2010. The Article provides for a County Public Service Board in each County with control over the County Public Service. It also ensures that the County has adequate and competent personnel.

vi. The County Civil Servants

The civil servants play a vital role in ensuring that the County implements the plan and delivers services to the people. For them to deliver these services effectively, they must be well equipped with skills and competencies necessary for the specific task and have the requisite facilities and equipment. The County staff in all the sectors will be performing duties that are geared towards achieving the goals set up in this Plan.

vii. Sub-County Administrators

The Sub-County Administrator will be responsible to the County Executive Committee Member in charge of County Public Service for the following: Coordinating, managing and supervising the general administrative functions in the Sub County unit; developing policies and Plans; ensuring effective service delivery; coordinating developmental activities to empower the community; facilitating and coordinating citizen participation in the development of policies and delivery of services; exercising any functions and powers delegated by the County Executive Committee Member in charge of County Public Service.

viii. Town Administrator

The Town Administrator will be responsible for implementing the decisions of the Town Management Committee; coordinating, managing and supervising the general administrative functions of the Town; overseeing the affairs of the Town; developing policies, plans, strategies and programmes for better management of the Town; maintaining a comprehensive data base and information system of the Town administration and providing public access to the same; facilitating and coordinating citizens' participation in development of policies plans and delivery of services; Ensuring preparation and submission to the County Treasury for consideration and submission to the County Assembly for approval as part of the Annual County Appropriation Bill; Establishing, implementing, and monitoring performance management systems; Performing such other functions as delegated by the Town Committee.

ix. Ward Administrator

The Ward Administrator shall be responsible to the Sub-County Administrator for the following: coordinating, managing and supervising the general administrative functions in the ward unit; developing policies and Plans; ensuring effective service delivery; establishing, implementing, and monitoring performance management systems; coordinating developmental activities to empower the community; facilitating and coordinating citizen participation in the development of policies and delivery of services; exercising any functions and powers delegated by the County Executive Committee Member in charge of County.

x. Village Administrator

A village Administrator shall coordinate, manage and supervise the general administrative functions in the village including: - ensuring and coordinating the participation of the village unit in governance; assisting the village unit to develop the administrative capacity for the effective exercise of the functions and powers; participation in governance at the local level and exercise any function and powers delegated by the County Executive Committee Member in charge of County Administration.

xi. County Budget and Economic Forum (CBEF)

Section 137. (1) of the Public Finance Management Act, 2012 states that a county government shall establish a County Budget Economic Forum consisting of the Governor; County Executive Committee Members; and non-public officers equal to the number of CECs. These will be appointed by the Governor from persons nominated by organisations representing professionals, business, labour issues, women, persons with disabilities, the elderly, and faith based groups.

The purpose of the Forum will be to provide a means for consultative engagement by the County Government on: - preparation of County plans, the County Fiscal Strategy Paper and the Budget Review and Outlook Paper; and matters relating to budgeting, the economy and financial management at the County level. It is through this Forum that the citizens make their views known during public participation.

5.2.2.2 County Assembly

i. Office of the Speaker

The Speaker is elected under Article 178 of the Constitution of Kenya, 2010. The Speaker is responsible for organizing the business of the House as the Chair of the House Business Committee.

ii. Members of the County Assembly (MCAs)

The Members of the County Assembly are responsible for discussing the County plans and budgets prepared by the Executive for necessary approval, and carrying out oversight over the implementation of the same. They also provide the necessary legal framework for implementing County programmes and plans through enactment of necessary legislation. During the Plan period, the MCAs will oversee their implementation and investigate any misuse of funds that is likely to hinder implementation of programmes and projects contained in the Plan.

iii. Clerk to the County Assembly

The Clerk is the accounting officer of the County assembly and also plays the role of the administrative head of the County assembly. The Clerk is the secretary to the County assembly service board.

5.2.2.3 Stakeholder Fora

Citizens as stakeholders are responsible for prioritizing County programmes through public participation; provision of feedback on the progress of County projects and programmes, and ensure sustainability of the projects. Stakeholders are responsible for prioritizing County programmes and projects while ensuring their sustainability and ownership.

5.2.2.4 County Stakeholders

The County has a wide range of stakeholders who are responsible for prioritizing programmes and projects while ensuring sustainability and ownership. Some also fund programmes and projects. The major stakeholders and their roles are outlined in Table 5.1.

Table 5.1: County Stakeholders and their Roles

Stakeholder	Role
1. Constituency Development Fund Community Development Trust Fund	Construction, rehabilitation, equipping of facilities in the County
2. Religious Based Organizations	Participate in decision making
3. Civil Society Organizations	Complement the government's development agenda. Creation of awareness on rights and privileges of the public. Promotion of good governance.
4. Community/Citizen	Active participation in development and decision making and enhance sustainability of projects and programmes. Engage in conservation, and compliance and social audit.
5. Development Committees	Plan and implement and monitor projects and programmes.
6. Development Partners	Inject resources in form of credit, grants and material and technical support.
7. Farmers' Organizations; SACCOs	Extension services, community and resource mobilization.
8. Financial Institutions	Avail affordable credit; create awareness
9. National Government	Policy formulation, guidance, service provision, enforcement of rules and regulations.
10. Kenya National Bureau of Statistics (KNBS)	Collection and dissemination of consumable data for planning purposes
11. Gender Based organizations	Promote all-inclusive development, gender and human rights.
12. Processing and service Industries	Provides market directly and indirectly to a large number of producers; Create employment opportunities.
13. National Aids Control Council	Provide policy guidance and support on HIV/AIDS.
14. National Council for Persons with Disability	Enhance capacity of disabled person's organizations, institutions and individuals; Support educational institutions for physically challenged
15. NEMA	Conduct Environmental audits (EAs) and prepare Environmental Impact Assessment reports (EIAs).
16. County Assembly, National Parliament and Senate	Formulation and passage of laws and policies
17. Private Sector	Partners in service provision; employment creation; promotion of private enterprises and competition.
18. NGOs (Red Cross)	Provision of relief supplies during emergencies and disaster management
19. Research Institutions	Undertaking research and dissemination of findings to all stakeholders.
20. Trade Unions	Promotion of human resource management & development and welfare of workers.
21. The National Government Parastatals and SAGAs	To provide specialised services to the County citizens and also implement specific parliamentary acts.

22. Transport Service Providers	Provide transport services to all stakeholders
23. Infrastructure Development Agencies	Promote construction, maintenance, expansion, safety and management of infrastructure.

5.3 Resources Requirement by Sector

The proposed programmes in Chapter Four will cost a total of KShs.94, 250 billion. Table 5.2 presents the summary of required resources by sector.

Table 5.1 Summary of Proposed Budget by Sector

Sector Name	Amount (KShs. Mill)	As a percentage (%) of the total proposed budget.
1. Office of the Governor	3,750	3.98
2. County Assembly	3,940	4.18
3. Administration and Stakeholders	4,062	4.31
4. Finance and Economic Planning	4,275	4.54
5. Agriculture and Cooperative Services	3,907	4.14
6. Health Services	32,685	34.68
7. Energy, Water, Environment and Natural Resources	12,967	13.76
8. Education, Labour and Manpower development	7,635	8.10
9. Lands, Physical Planning and Urban Development	2,033	2.16
10. Trade and Industry	2,628	2.79
11. Roads, Housing and Public Works	11,488	12.19
12. Culture, Youth and Sports	4,880	5.17
Total	94,250	100

5.4 Resource Mobilization Framework

Transfers from the National Government accounts for approximately 90 percent of Kisii County Government's budget. The intergovernmental system of fiscal transfers is based on the shareable revenues, conditional allocations, loans and grants and revenue from own sources.

5.4.1 Sources of Revenue

5.4.1.1 Equitable Share and Conditional Allocations

Article 202(1 and 2) of the Kenya Constitution, 2010 states that revenue raised nationally shall be shared equitably among the National and County Governments and they may also be given additional allocations from the National Government's share of the revenue, either conditionally or unconditionally. Transfers from the National Government during the Plan period will include but not limited to Equitable Share; Conditional Allocations for Free Maternal Health Care; Road

Fuel Levy Fund; Development of Youth Polytechnics; Leasing of Medical Equipment, to Kisii Teaching and Referral Hospital and Compensation for Use Fee Forgone.

5.4.1.2 Own Revenue Sources

Article 209 of the Kenya Constitution, 2010 grants the Counties the authority to impose property rates; entertainment taxes; and other taxes, levies and service charges which constitute local revenue for the Counties. During the Plan period, the County Government will identify more revenue sources and enhance its revenue administration capacity in a bid to maximize revenue collection.

5.4.1.3 Loans and Grants

During the Plan period, the County Government with the support of the National Government may receive conditional allocations financed by proceeds of loans or grants from development partners to support its budgetary needs. The County Government will intensify efforts aimed at securing funding from both local and foreign sources to implement programmes and projects in this Plan.

5.4.1.4 Asset Management

Asset management is a systematic process of developing, operating, maintaining, upgrading, and disposing of assets cost-effectively. In this Plan, asset management will cover the development and implementation of projects and programmes for assets creation, operation, maintenance, rehabilitation, replacement, disposal and performance monitoring to ensure that the desired levels of programme delivery and other operational objectives are achieved at minimum cost.

5.4.1.5 Integrated Planning

During the Plan period, the asset management strategy will be integrated into planning. Acquisition, operating, maintenance and disposal of assets plans will be developed and implemented in a cost-effective manner that ensures maximum return on investment over the assets' useful life.

5.4.1.6 Acquisition Plans

Acquisition planning will be used to acquire major assets and link programme delivery requirements to the assets required. Acquisitions may be through purchases, construction, inhouse development of software, donations and finance lease. Detailed plans will be prepared for significant acquisitions, comprising a statement of need and acquisition rationale; roles and responsibilities of personnel required to manage the acquired assets; contract management; technical, legislative and management considerations; acquisition timeframes; amounts of

capital inflows and outflows; indicative life-cycle costs and monitoring and other control processes to ensure that acquisition occurs as intended.

5.4.1.7 Operations Plans

Operations Plans will provide details of the operational aspects of assets on the basis of their lifecycle. Asset condition audits and formal monitoring of asset performance indicators will assist the County to optimize its asset base and make asset decisions on a consistent and reliable basis. An operations plan will set out roles and responsibilities for programme and asset managers and assign responsibility for asset performance and accounting for life-cycle costs.

5.4.1.8 Maintenance Plans

Maintenance plans will play a critical role in the life-cycles of assets in the County. Poor maintenance often leads to a shortened asset's useful life and loss of functionality, and may also pose a threat to human safety or result in a legislative breach. In addition, major maintenance activities may require long-term planning to allow critical assets to be taken off-line for extended periods of time. During the Plan period, routine maintenance of assets will be critical in ensuring that they remain useful for a long time and thus continuity of services.

5.4.1.9 Disposal Plans

A disposal plan will be an integral part of an asset management strategy; it will inform the disposal and replacement of assets decisions. Significant revenues may arise from asset sales and these could be used to fund future acquisitions of assets. During the Plan period, the County will plan for asset disposals where necessary. It will entail details such as rationale for disposal, costing and evaluation of disposal alternatives, assets valuations and compliance with legislative requirements, among others.

5.4.1.10 Capital Budgeting and Financing

Capital budgeting is a step by step process that both the public and private sector use to determine the merits of projects and programmes. The decision on whether to accept or reject a project, involves determining the rate of return that such a project will generate. It also entails considering what resources are available to fund capital investments and identifying the most possible financing alternatives. The guiding principle with capital budgeting and financing is that when projects are built sooner, people benefit earlier. When projects are deferred, the benefits are delayed as well.

During the Plan period, the County will strive to ensure that all potential risks associated with borrowing are identified and prudently managed, when considering debt financing as an alternative to financing.

Capital projects as contained in this Plan will be funded through budgetary allocation from the County Government Revenue Fund; grants; and loans from development partners. Over the medium term it is expected that the County will spend not less than 30 percent of its revenue on development as required under section 107(2)(b) of the PFM Act, 2012.

5.4.1.11 Debt Management

Debt management is the process of establishing and executing a strategy for managing the County Government's debt by ensuring that both the level and rate of its growth is fundamentally sustainable and can be serviced under a wide range of circumstances while meeting cost and risk objectives. During the Plan period, the objective of debt management will be to ensure that the County Government's financing needs and its payment obligations are met at the lowest possible cost consistent with a prudent degree of risk. Cost-effective cash management policies, strict adherence to the budget, among others, will ensure that County departments will be able to meet with a high degree of certainty, their financial obligations as and when they fall due.

Each year, the County prepares the Debt Management Strategy Paper in accordance with Section 123 of PFM Act, 2012 which outlines: -the total stock of debt as at the date of the statement; the sources of loans made to the County government; the principal risks associated with those loans; the assumptions underlying the debt management strategy; and, an analysis of the sustainability of the amount of debt, both actual and potential.

The County will put more emphasis in ensuring the sustainability of the current debt and establishment of necessary structures to facilitate future borrowing.

5.4.2 Accountability

5.4.2.1 Financial Management

Public financial management entails resource mobilization, prioritization of programmes, the budgetary process, efficient management of resources and exercising controls. It has become increasingly vital because the citizenry is putting much emphasis on value for money. To minimize on the wastage of public resources and realize value for money, the County Government will continually try to improve the capacity of internal audit and procurement function, the budget making process, resource mobilization, accounting services and reporting.

Additionally, staff involved in procurement of goods and services and management of debts and pending bills will be subjected to a code-of-conduct and conflict-of-interest guidelines regarding the management of their personal financial affairs. This will help to allay concerns that staff's personal financial interests may undermine sound debt management practices.

5.4.2.2 Internal Audit Function

There is an increasing demand for the internal audit function to shift from regularity and compliance audits to more value adding audit techniques and strengthening risk management component in practice. During the Plan period, the County Government will establish an Internal Audit Committee and enhance its capacity through trainings on the internal control framework, its roles, PFM legislation, and modern internal audit approaches. It will also continue to train internal audit staff focusing on risk based audits and propose model structures for County internal audit and strengthen the independence of internal audit units.

5.4.2.3 Procurement and Asset Disposal Function

Public procurement refers to the procurement of goods, services or constructions on behalf of a public authority. The new Public Procurement and Asset Disposal (PPAD) Act, 2015 addresses the issues of oversight, governance, accountability and transparency in the public procurement. The e-Procurement System is operational across County departments covering procurement of goods, works and services and, therefore, during the Plan period, the County Government will develop a unified Public Procurement Portal on the e-Procurement System covering all procurement of goods, works and services and build the capacity of all stakeholders including bidders, procurement personnel and other procuring entities staff involved in procurement activities.

5.4.2.4 Budget Formulation and Execution

An effective budget function supports the funding of County departments allowing them to fulfil their mission and deliver their programmes. To do this, there is need to enhance public participation in the resource allocation processes during budget preparation stage; improve accuracy in revenue forecasts and revenue estimates to provide a reliable basis for budget allocation; and, finally the need to strictly comply with Fiscal Responsibility Principles as outlined in the Public Financial Management (PFM) Act, 2012 and Regulations.

Budget execution entails implementation of planned projects and programmes for which the County Assembly had made budget appropriations. It also covers activities of monitoring and budget adjustments. Cash management is a critical function for budget execution as it ensures that Counties are able to meet their expenditure needs in a timely manner and to limit costs for borrowing and accumulation of pending bills. To address this during the Plan period, there will be need to review and strengthen commitment control systems and relook at the cash transfer system by the National Treasury to Counties from a monthly to a quarterly basis.

5.4.2.5 Domestic Revenue Mobilization

The effectiveness of Own Source Revenue (OSR) collection by Kisii County Government has been approximately 30 percent of the annual projected revenues for the last four years. Poor performance is largely attributed to weak estimation; predominance of manual systems in OSR collection; direct handling of cash and issuance of manual receipts which raises both the risk of

the security of cash and integrity of data; weak internal control environment, leaving significant potential for leakages; and, inadequate staff skills and logistical challenges manifested in poor budgeting and monitoring of OSRs. To address these challenges, the County Government will carry out land and property valuations, including the publication of valuation rolls with priority focus on urban centres; automate systems for collection recording, receipting and reporting on OSR, minimizing manual methods and ensuring prompt banking, based on modern Information, Communication and Technology (ICT) platforms; provide an electronic link with the IFMIS; and, enhance the capacity of enforcement and revenue staff.

5.4.2.6 Accounting and Reporting

Accounting and reporting relates to maintaining records of transactions both financial and nonfinancial during operations of budget implementation and reporting on them so that County departments can be accountable for the implementation of the budget. During the Plan period, the County Government will continue to build sustainable capacity at the County Treasury for the preparation and consolidation of financial statements.

5.4.2.7 Revenue Projections

Over the Plan implementation period, revenue is expected to grow significantly. Table 5.3 presents the revenue projections over the Plan period.

Table 5.3: Revenue Projections

No	Projected Revenue in KShs. Millions						
	Revenue Streams	2018/19	2019/20	2020/21	2021/22	2022/23	Total
1	Equitable Share	7,400	7,696	8,003	8,324	8,657	40,080
2	Local Revenue	850	884	919	956	994	4,603
3	Compensation for User Fee Foregone	27	28	29	30	32	146
4	Conditional Share for Kisii Level 5	417	433	451	469	487	2,257
5	Conditional Share for Development of Youth Polytechnics	29	30	31	33	34	157
6	Road Maintenance Fuel Levy Fund	302	314	326	340	353	1,635
7	Conditional Allocation for Leasing of Medical Equipment	95	99	103	107	111	515
8	Conditional Allocation for Free Maternal Health Care	141	147	153	159	165	765
9	Loans and Grants	450	468	487	506	526	2,437
Total		9,711	10,099	10,502	10,924	11,359	52,595

5.5 Estimated Resource Gap and Measures of Addressing

5.5.1 Resource Gap

County Government revenues encompass local revenue streams from taxes and other fees, loans and grants, equitable share and conditional allocations from the National Government and contributions through Public Private Partnerships (PPPs). Based on the revenue projections, it is estimated that the County will raise KShs.52.6 billion, whereas to implement the Plan will require KShs.94.2 billion. The resource gap is, therefore, estimated at KShs.41.6 billion.

5.5.2 Measures to Address Resource Gap

The County Government will attempt to bridge the resource gap by attracting potential investors through review of its policies to significantly reduce the time and cost of doing business, thus improving the overall business environment.

In the health sector, the County will work closely with the National Government to tap more funds from the national basket to finance its activities and programmes. In addition, the County will look for development partners like USAID, World Bank, DANIDA among others to provide funds for projects and programmes (preventive, promotive, curative, rehabilitative and palliative) in form of grants supplementing the County sources.

In the infrastructural front, the County will explore Public Private Partnership (PPP) arrangements as well as engage donors to cover the existing funding gap in road improvement and maintenance; construction of water schemes, tanks and distribution lines; construction of affordable housing in County estates and the management of solid waste. Development partner support will also be required to bridge the gap in ICT infrastructure and improvement of vocational training centres. In addition, the County government will also collaborate with the National Government agencies e.g. the ICT Authority to fund various activities directly.

In agriculture, the County government will explore PPP arrangements in value addition of agricultural produce focusing on the agro processing industry that will brand our tea, coffee, bananas, dairy and fruit products. Donor support in improving the Agricultural Training Centres and agricultural extension programmes to ensure food security will be encouraged. The above interventions will be considered in seeking to finance market chains and cooperative programmes to ease on the County's resource needs.

To address the shortfall in own revenue, the County Government will automate systems for collection, recording, receipting and reporting - minimizing manual methods and ensuring prompt banking, based on modern Information, Communication and Technology (ICT) platforms and provide an electronic link with the IFMIS. It will also bolster the revenue administration capacity of its staff through skills development and training. In addition, more

revenue streams will be identified and the tax bases broadened for the County to realize its potential through carrying out land and property valuations, including the publication of valuation rolls with priority focus on urban centres.

CHAPTER SIX MONITORING AND EVALUATION FRAMEWORK

6.1 Introduction

This Chapter outlines the rationale for a robust County Monitoring and Evaluation System (CMES), as well as highlighting the key outcomes for the various sector programmes and the desired targets for the Plan period. The County monitoring and evaluation framework is anchored on the fact that the County's policies, procedures and systems associated with the interrelated areas of performance management, monitoring, evaluation and reported have been progressively changing. The main changes have been driven by amongst others: the County government's imperative to deliver to the citizens of Kisii County and meet the commitments made to various stakeholders; the need for accurate data-rich information, and on-going tracking of delivery, to support continuous and improved service delivery; the need to meaningfully engage with stakeholders regarding results; the need to comply with legislative and regulatory requirements; and the need to respond to changes in the County Government's delivery model.

The County Government is committed to ensuring that there is a linkage between this CIDP and the plans for performance at departmental level. Therefore, the focus of County departments' indicators and targets and those cascaded to the individual through annual performance plans will be alignment to the County's long term direction. Monitoring and Evaluation is part of the Performance Management Framework, which encompasses setting performance indicators, measuring them over time, evaluating them periodically and making course corrections as needed.

6.2 Legal Basis for the County Monitoring and Evaluation Framework

The Constitution of Kenya 2010 requires that governments use monitoring and evaluation mechanisms as an integral part of developing and executing government policies, programmes and projects and in resource allocation and management at the two levels of governments. The County Government Act, 2012 requires the County Executive Committee to design performance management plan (with objective, measurable and time bound performance indicators) to evaluate performance of the County public service and the implementation of County policies. It also requires that the County Integrated Development Plan should have key performance indicators and that the annual County budget be informed by the performance targets of the County.

The CIDP should provide clear input, output and outcome performance indicators including but not limited to: the percentage of households with access to basic services Article 43 of the Bill of Rights of the constitution; the percentage of a County's capital budget actually spent on capital projects identified for a particular financial year in terms of the County's integrated development plan; the number of jobs created through any local economic development initiatives including capital projects; and financial viability of the integrated development plan in accordance with nationally applicable ratios.

These requirements are in line with those of the Public Financial Management Act, 2012 that requires County governments to prepare annual development plans that detail programs to be delivered including measurable indicators of performance where feasible; and the Public Service (values and principles) Act 2015 that requires every public institution develop mechanisms for monitoring and evaluating the effectiveness of public service delivery.

6.3 Data collection

The data in relation to the implementation of the Plan will be gathered from the implementing departments and agencies and compiled by the Monitoring and Evaluation Directorate on yearly basis. The report on the status of implementation will then be shared to the members of the public through the County communication channels.

6.4 Reporting

Reporting is important in this process because it provides feedback to establish the challenges, successes and weaknesses in the implementation of various projects and programmes and whether the set objectives have been achieved or are on course. Sector quarterly Monitoring and Evaluation Reports will be prepared and submitted to the County Monitoring and Evaluation Directorate for collation and dissemination.

A County Half Year Monitoring and Evaluation Report will also be prepared to capture progress during first half period of the year and finally, a County Annual Monitoring and Evaluation Report (CAMER) will be produced and submitted to the County Planning Unit (CPU) for preparation of Annual Progress Report. These reports will outline in summary projected targets achievements, facilitating factors and challenges faced. These reports prepared by CPU are for submission to the Governor's office for information, use and dissemination to the stakeholders. Issues requiring policy interventions will be submitted to the County Executive Committee for action.

6.5 Information Sharing

Information sharing and reporting is important in reviewing this Plan. It will be posted on the official County website for the wider circulation and consumption. It will also provide a mechanism for monitoring and evaluation. Various stakeholders can visit the County website for detailed information. Furthermore, there will be a quarterly stakeholders meeting to share reports at all levels of devolved County government structures and address emerging challenges.

6.6 Conclusion

This Plan focuses on objectives, strategies and activities that will enhance the County's performance and enhance competitiveness. If implemented, it will lay a firm foundation for the County to achieve its vision of prosperity for all and contribute to the Country's vision of

becoming a middle-income country by 2030. The Plan will be revised after two years and an implementation report will be done after five years.

6.7 M&E Outcome Indicators

Tables 6.1 to 6.12 summarises the outcome indicators, based on sector priorities and programs. It also highlights the targets at midterm and end of term of the County Integrated Development Plan. These indicators are not comprehensive and the detailed list of indicators at inputs, processes, outputs, outcome levels of results measurement will be contained in sectoral plans and departmental strategic plans.

Table 6.1: Office of the Governor M&E indicators

Programme	Outcome Indicators	Baseline	Source of Data	Reporting Responsibility	Situation in 2018	Mid-Term Target (2020)	End Term Target (2022)
1. Administration and Support Services	Number of staff in the payroll	153	Human Resource Directorate	Chief of staff	155	160	160
	Number of staff trained	50	Human Resource Directorate	Chief of staff	50	70	80
	Customer satisfaction	N/A	Human Resource Directorate	Chief of staff	N/A	100%	100%
2. Physical infrastructure	County headquarters	0	Public works	Chief of staff	5%	100%	
	Governor's residence	0	Public works	Chief of staff	0%	100%	
	Deputy Governor's residence	0	Public works	Chief of staff	0%	50%	100%

Table 6.2: Administration and Stakeholder Management M&E indicators

Sub Programme	Outcome Indicators	Baseline	Source of data	Reporting Responsibility	Situation in 2018	Mid-term Target 2020	End term Target 2022
1. Human Resource Development	Number of staff in payroll		Departmental reports	Chief Officer	0		
	Number of staff trained	0	Departmental reports	Chief Officer			

2. Administration and Support Services	Level of customer satisfaction	40	Departmental reports	Chief Officer	40%	100	100
3. Infrastructural Development	Number of enforcement stations constructed	1	Departmental reports	Chief Officer	1	5	10
	Number of guardrooms constructed	1	Departmental reports	Chief Officer	1	5	10
4. Enforcement and Compliance	Number of motor vehicles purchased	1	Departmental reports	Chief Officer	1	5	10
	Number of motorcycles	0	Departmental reports	Chief Officer	0	25	50
	Number of staff with uniforms	300	Departmental reports	Chief Officer	300	250	500
	Number of communication gadgets procured	0	Departmental reports	Chief Officer	0	25	50
	Number of Enforcement officers trained	0	Departmental reports	Chief Officer	0	200	400
	Enforcement Act	0	Departmental reports	Chief Officer	0	1	1
5. Devolved Units	Number of sub-county offices completed	6	Departmental reports	Chief Officer	6	3	3
	Number of ward offices completed	16	Departmental reports	Chief Officer	16	28	28
	Number pit latrines completed	8	Departmental reports	Chief Officer	8	22	44
	Number of Motor vehicles procured	9	Departmental reports	Chief Officer	9	10	20
	Number. of Motor cycles procured	0	Departmental reports	Chief Officer	0	24	45
6. County Communication Services	Completion rate of the communication center	0	Departmental reports	Chief Officer	0	70	100
	Number of publications and reports generated	5	Departmental reports	Chief Officer	5	30	60
7. Stakeholder Management	Number of stakeholder meetings held	20	Departmental reports	Chief Officer	20	10	20

8. Public Participation	Number of public participation fora held	25	Departmental reports	Chief Officer	25	25	50
9. Civic Education	Number of civic education trainings conducted	0	Departmental reports	Chief Officer	0	60	120
10. Infrastructure Development	Percentage completion level of fire station	0	Departmental reports	Chief Officer	0	70	100
	Percentage completion level of Disaster Academy	0	Departmental reports	Chief Officer	0	50	100
11. Disaster Management	Nos. of fire engines	1	Departmental reports	Chief Officer	1	10	10
	Nos. of fire equipment procured	25	Departmental reports	Chief Officer	25	50	100
	Nos. of motor vehicles procured		Departmental reports	Chief Officer	0	3	5
	Nos. of technical officers employed	20	Departmental reports	Chief Officer	20	12	25
12. Human Resource	Number of Human resource management policies developed		Departmental reports	Chief Officer		1	1
	Number. of staff trainings		Departmental reports	Chief Officer		50	100
	Motor vehicle procured		Departmental reports	Chief Officer	0	2	2

6.3: Finance and Economic Planning M&E indicators

Sub Programme	Outcome Indicators	Baseline	Source of Data	Reporting Responsibility	Situation in 2018	Mid-term Target	End term Target
1. Human Resource Development	Number of staff in payroll	348	Departmental reports	Chief Officer	355	360	365
	Number of staff trained	100	Departmental reports	Chief Officer	150	200	300

2. Administration and Support Services	Number of motor vehicles purchased and serviced	7	Departmental reports	Chief Officer	10	12	15
	Number of motor cycles purchased for revenue officers	37	Departmental reports	Chief Officer	5	12	25
	Number of computers purchased	36	Departmental reports	Chief Officer	5	12	25
	Number of M & E reports generated		Departmental reports	Chief Officer	4	10	20
3. Audit Services	Number of risk based audits conducted	-	Departmental reports	Chief Officer	-	12	20
	Number of staff trained on audit matter	30	Departmental reports	Chief Officer	30	60	100
	Number of value for money audits conducted	16	Departmental reports	Chief Officer	16	12	20
4. Revenue Mobilization and Management	Percentage of revenue streams automated	15	Departmental reports	Chief Officer	15	80	90
	Amount of revenue realized	300	Departmental reports	Chief Officer	300	750	850
5. Finance and Accounting Services	Percentage of compliance with accounting regulations	100	Departmental reports	Chief Officer	100	100	100
	Number of staff trained	120	Departmental reports	Chief Officer	120	100	100
	Number of appropriations accounts prepared and submitted to	20	Departmental reports	Chief Officer	20	12	20
	the County Assembly						

	Number of Final accounts prepared and submitted to the National Treasury and Office of the Controller of Budget	5	Departmental reports	Chief Officer	5	3	5
6. Procurement Services	Percentage level of compliance with procurement regulations	80	Departmental reports	Chief Officer	80	100	100
	Number of officers trained	100	Departmental reports	Chief Officer	100	250	500
	Percentage of implementation of e-Procurement by the County	80	Departmental reports	Chief Officer	80	100	100
	The number of persons accessing procurement opportunities	164	Departmental reports	Chief Officer	164	300	500
7. ICT Services	Percentage of services automated	20	Departmental reports	Chief Officer	20	70	90
	Number of staff trained on ICT matters	200	Departmental reports	Chief Officer	200	450	700
8. Budget Formulation, Coordination and Management	Number of budget documents prepared and submitted	35	Departmental reports	Chief Officer	35	21	35
9. Economic Planning Services	Number of plans developed	8	Departmental reports	Chief Officer	8	6	8
	Percentage level of completion of GIS		Departmental reports	Chief Officer		80	100
10. Monitoring and Evaluation Services	Number of monitoring and evaluation reports prepared		Departmental reports	Chief Officer		12	20
	Number of staff trained		Departmental reports	Chief Officer			

6.4: Agriculture, Livestock, Fisheries and Co-operatives Development M&E indicators

Sub Programme	Outcome Indicators	Baseline	Source of Data	Reporting Responsibility	Situation in 2018	Mid-term Target (2020)	End term Target (2022)
1. Human Resource Development	Number of staff in payroll	378	Human Resource Directorate	Chief Officer	401	410	415
	Number of staff trained	56	Departmental reports	Chief Officer	70	140	200
2. Administration and Support Services	Level of customer satisfaction	40	Directorate of Planning	Chief Officer	100	100	100
3. Extension and Training Services	Number of farm visits conducted		Departmental reports	Chief Officer		15,000	30,000
	Number of demonstration sites established		Departmental reports	Chief Officer			
	Number of extension training materials developed and distributed		Departmental reports	Chief Officer			
	Number of farmer group trainings conducted		Departmental reports	Chief Officer			
	Number of field days/exhibitions held		Departmental reports	Chief Officer			
	Number of motorcycles purchased		Departmental reports	Chief Officer			
4. Crop Development	Number of farmers distributed with subsidized fertilizer	10,000	Departmental reports	Chief Officer	10,000	25,000	50,000
	Number of farmers distributed with subsidized quality seeds	10,000	Departmental reports	Chief Officer	10,000	25,000	50,000
	Number of tissue culture banana suckers distributed to farmers	5,500	Departmental reports	Chief Officer	5,500	12,000	22,500
	Number of greenhouses purchased and distributed to farmer groups	45	Departmental reports	Chief Officer	45	225	450
5. Pests and Disease Control	Farms surveyed		Departmental reports	Chief Officer		250	500

	Number of trainings on crop diseases/pests conducted		Departmental reports	Chief Officer		45	90
	Number of disease surveillance missions conducted		Departmental reports	Chief Officer		45	90
	Pests and disease managed		Departmental reports	Chief Officer		10	20
6. Crop Marketing Services	Number of producer groups and cooperative societies linked with the markets		Departmental reports	Chief Officer		12	25
	Number of market surveys on crop prices conducted		Departmental reports	Chief Officer		22	45
	Number of co-operative societies revived		Departmental reports	Chief Officer		5	10
7. Agroprocessing and Value Addition	Number of fruit processing plants constructed		Departmental reports	Chief Officer		3	3
	Number of value-added fruits		Departmental reports	Chief Officer		5	10
	Number of public participation fora held	25	Departmental reports	Chief Officer	25	25	50
8. Extension Services	Number of farmers reached		Departmental reports	Chief Officer		30,000	75,000
	Number of demonstration sites established		Departmental reports	Chief Officer		22	45
	Number of livestock extension training materials distributed		Departmental reports	Chief Officer		12	25
	Number of farmer group trainings conducted		Departmental reports	Chief Officer		70	135
9. Dairy Production	Number of zero grazing units established at KATC	3	Departmental reports	Chief Officer	3	3	5
	Number of dairy animals distributed to farmers		Departmental reports	Chief Officer	179	225	450

	Number of milk collection and cooling plants		Departmental reports	Chief Officer		20	45
--	--	--	----------------------	---------------	--	----	----

	established						
	Number of farmers reached with the new techniques of feeds formulation		Departmental reports	Chief Officer		40,000	75,000
	Number of milk dispensers and coolers purchased and installed		Departmental reports	Chief Officer		22	45
	Number of inseminators trained by the county		Departmental reports	Chief Officer		50	100
10. Poultry Farming	Number of poultry demo farms established		Departmental reports	Chief Officer		24	45
	Number of farmers distributed with chicken	500	Departmental reports	Chief Officer		1,000	2,500
11. Animal Breeding	Number of animals served with A.I.		Departmental reports	Chief Officer	0	25,000	50,000
	Number of liquid nitrogen plants established		Departmental reports	Chief Officer		1	1
12. Surveillance and Disease Control	Number of animals vaccinated		Departmental reports	Chief Officer		45,000	90,000
	Number of disease surveillance missions conducted		Departmental reports	Chief Officer		50	100
	Percentage of reduction in disease incidence		Departmental reports	Chief Officer		50	60
13. Marketing and value addition	Number of livestock products linked with the market		Departmental reports	Chief Officer		12	25
	Number of operational processing equipment for of livestock products		Departmental reports	Chief Officer		5	10
	Number of value-added products		Departmental reports	Chief Officer		5	10

14. Veterinary Public Health	Number of slaughter houses and slabs constructed		Departmental reports	Chief Officer		2	3
	Number of meat		Departmental	Chief Officer		40	65

	inspectors employed		reports				
	Number of animals inspected		Departmental reports	Chief Officer		500	1,000
15. Extension Services	Number of fish farmers reached		Departmental reports	Chief Officer		4,500	9,000
	Number of farm visits conducted		Departmental reports	Chief Officer		1,250	2,500
	Number of group trainings and demos conducted		Departmental reports	Chief Officer		1,250	2,500
16. Fisheries	Number of fish ponds constructed	131	Departmental reports	Chief Officer	131	110	225
	Number of fish processors to deal with post-harvest losses		Departmental reports	Chief Officer		2	3
	Number of fish multiplication centres constructed and operational	1	Departmental reports	Chief Officer	1	1	2
	Number of farmers distributed with certified fingerlings		Departmental reports	Chief Officer		2,500	5,000
	Number of farmers distributed with fish feeds		Departmental reports	Chief Officer		2,500	5,000
	Number of fish farming demonstration sites established	3	Departmental reports	Chief Officer	3	40	81
	Number of value added products linked to the market		Departmental reports	Chief Officer		7	14
17. Co-operative Governance	Level of compliance with Sacco Societies Act, 2010.	100	Departmental reports	Chief Officer		100	100

	Number of co-operative audits conducted		Departmental reports	Chief Officer		250	250
	Number of SACCOs registered	173	Departmental reports	Chief Officer	173	75	150
18. Co-operative Training and Education	Number of co-operative members, elected representatives and employees trained		Departmental reports	Chief Officer		8,000	14,500
19. Marketing and Value Addition	Number of farm products linked to the market		Departmental reports	Chief Officer		12	24
20. Training Services	Number of Demo sites established		Departmental reports	Chief Officer		22	45
	Number of field days held		Departmental reports	Chief Officer		10	20
	Number of farmers trained		Departmental reports	Chief Officer		15,000	30,000
21. Agriculture training Infrastructure Development	Percentage of completion of County Retreat Centre		Departmental reports	Chief Officer		80	100
	Percentage of completion of hostels		Departmental reports	Chief Officer		80	100
	Percentage of completion of erecting a fence to boost security		Departmental reports	Chief Officer		100	100

Table 6.5: Health Services M&E Outcome Indicators

Sub Programme	Outcome Indicators	Baseline	Source of Data	Reporting Responsibility	Situation in 2018	Mid Term Target	End-Term Target
1. Human Resource Development	Number of health workers in payroll	2,326	Departmental reports	Chief officer, Health Services	2,826	2,926	3,026
	Number. of health workers trained	520	Departmental reports	Chief officer, Health Services	300	400	600
2. Administrative and Planning Services	Percentage of customer satisfaction	70	Departmental reports	Chief officer, Health Services	80	85	100
3. Health Data and Information Management	Number of supervisory visits done	6	Departmental reports	Chief officer, Health Services	12	30	60
	Number of data review meeting held	4	Departmental reports	Chief officer, Health Services	4	10	20
	Number of health facilities digitalized	1	Departmental reports	Chief officer, Health Services	4	10	20
4. Health Infrastructure Development	Number of health facilities improved and equipped as per norms	90	Departmental reports	Chief officer, Health Services	45	113	225
5. Maternal and Child Health Services	Percentage of pregnant mothers taking HTS in ANC	63	Departmental reports	Chief officer, Health Services	75	80	85
	Percentage reduction of Maternal deaths	319 per 100,000 births	Departmental reports	Chief officer, Health Services	7.5	7.5	7.5
	Percentage of mother to child transmissions	6	Departmental reports	Chief officer, Health Services	5	4.5	4
	Percentage of children immunized	57.3	Departmental reports	Chief officer, Health Services	85	90	95
	Number of immunization outreaches	0	Departmental reports	Chief officer, Health Services	10	25	50

	Percentage of health facilities with skilled delivery services	127	Departmental reports	Chief officer, Health Services	155	160	170
	Percentage of deliveries done in health facilities	70	Departmental reports	Chief officer, Health Services	85	90	95
6. Medical Supplies	Percentage of facilities stocked with essential pharmaceutical and non-pharmaceutical products	70	Departmental reports	Chief officer, Health Services	100	100	100
7. Emergency Referral Services	Number of hospitals with functional emergency services	1	Departmental reports	Chief officer, Health Services	4	15	29
	Number of fully functional ambulances	6	Departmental reports	Chief officer, Health Services	10	35	65
8. Research in Health	Research centre established	-	Departmental reports	Chief officer, Health Services		1	1
	Number of research activities /surveys conducted	-	Departmental reports	Chief officer, Health Services	1	2	4
	Number of research grants awarded	None	Departmental reports	Chief officer, Health Services	1	2	4
9. School Health Programme	Percentage of school age children dewormed	78	Departmental reports	Chief officer, Public Health Services	95	100	100
	Number of schools reached with hand washing facilities	60	Departmental reports	Chief officer, Public Health Services	90	235	100
	Number of schools with school health clubs	33	Departmental reports	Chief officer, Public Health Services	63	188	375
	Percentage of ECDE reached with the Vitamin A supplement	80	Departmental reports	Chief officer, Public Health Services	100	100	100
10. Integrated Vector Management	Number of houses fumigated against jiggers fleas, bedbugs etc.	3,023	Departmental reports	Chief officer, Public Health Services	2,900	6,950	13,900

	Number of cases identified	0	Departmental reports	Chief officer, Public Health	0	0	0
--	----------------------------	---	----------------------	------------------------------	---	---	---

				Services			
	Number of nets distributed	65	Departmental reports	Chief officer, Public Health Services	75	200	400
11. Food quality control	Percentage of food premises inspected	61	Departmental reports	Chief officer, Public Health Services	100	100	100
	Percentage of food handlers examined	58	Departmental reports	Chief officer, Public Health Services	100	100	100
12. Non-KEPI (Kenya Expanded Programme on Immunization)	Percentage of victims managed	100	Departmental reports	Chief officer, Public Health Services	100	100	100
	Number of HCWs vaccinated against Hepatitis B	344	Departmental reports	Chief officer, Public Health Services	400	992	1985
13. STI/HIV/AIDS Control	Prevalence rates	4.7	Departmental reports	Chief officer, Public Health Services	3.5	3	2.8
14. TB Control Programme	Number of new TB cases reported and treated	99	Departmental reports	Chief officer, Public Health Services	100	250	500
15. Reproductive Health and Family Planning Services	Percentage family planning services usage	37	Departmental reports	Chief officer, Public Health Services	45	50	52.5
16. Sanitation and Hygiene	Percentage of homesteads with latrines	61	Departmental reports	Chief officer, Public Health Services	80	85	100
	Percentage of villages declared Open Defecation Free area (ODF)	30	Departmental reports	Chief officer, Public Health Services	50	60	100
	Percentage of communal water sources sampled and tested	11	Departmental reports	Chief officer, Public Health Services	100	100	100

	Percentage of HCW collected and safely disposed	89	Departmental reports	Chief officer, Public Health Services	100	100	100
17. Community Strategy	Number of functional community units formed	139	Departmental reports	Chief officer, Public Health Services	16	23	46
Programme				Services			
	Number of CHVs remunerated with stipend	0	Departmental reports	Chief officer, Public Health Services	1,700	5,350	10,700
18. Morgues	Number of mortuaries constructed	2	Departmental reports	Chief officer, Public Health Services	3	4	8

Table 6.6: Energy, Water, Environment and Natural Resources Department M&E Indicators

Sub-programmes	Outcome Indicators	Baseline	Sources of data	Reporting responsibility	Situation 2018	Midterm targets	End term targets
1. Human Resource Development	Number of staff in payroll	81	Annual payroll reports	Payroll manager	100	130	140
	Number of staff trained	3	Departmental annual reports	Departmental human resource officer	100	130	140
2. Administrative and Support Services	Number of motor vehicles purchased and serviced	2	Departmental annual reports	Departmental Director Administration	3	5	6
	Number of motor cycles purchased and serviced	2	Departmental annual reports	Departmental Director Administration	2	6	10
	Number of Management meetings held	4	Departmental annual reports	Chief Officer	4	12	20
	Number of computers purchased	3	Departmental annual reports	Chief Officer	3	25	50
	Number of Monitoring and Evaluation reports generated and disseminated	4	Annual departmental reports	Sector Economists	4	12	20
	Number of utility bills paid	3	Annual departmental reports	Sector Accountant	3	9	15
	Number of offices renovated	3	Annual departmental reports	Chief Officer	2	7	10
	Number of offices constructed	0	Annual departmental	Chief Officer	0	1	1
	Number of policy documents developed or reviewed	1	Annual departmental reports	CEC	1	8	8
3. Water Schemes	Number of Water Schemes constructed	25	Annual departmental report	Director Water Services	10	25	50
	Number of Water Schemes rehabilitated	7	Annual departmental report	Director Water Services	5	15	25
	Number of boreholes drilled and equipped with solar pumps	24	Annual departmental report	Director Water Services	10	25	50
	Number of drilling rig purchased and operational	0	Annual departmental report	Director Water Services	1	1	1
4. Roof Harvesting	Number of 10,000 liters tanks purchased and	225	Annual departmental	Director Water	90	270	450

	installed		report	Services			
5. Water Spring Protection	Number of springs protected	675	Annual departmental report	Director Water Services	180	540	900
6. Sanitation Services	Number of Kilometers of sewer line rehabilitated in Kisii Town	1.5	Annual departmental report	Director Sanitation Services	0	10	10
	Number of estates connected to sewer line in Kisii Town	3	Annual departmental report	Director Sanitation Services	1	3	5
	Number of new sewer treatment plants constructed	1	Annual departmental report	Director Sanitation	0	3	2
	Number of institutions using septic tanks	10	Annual departmental reports	Director Sanitation	15	25	35
	Percentage of households using septic tanks	2.1	Annual departmental reports	Director Sanitation	5	10	15
	Percentage of households using VIP latrines	25	Annual departmental report	Director Sanitation	25	45	65
7. Biogas Promotion	Number of households using biogas as source of cooking fuel	90	Annual departmental report	Director Energy Services	180	450	630
8. Energy Saving jikos	Percentage of households using energy saving jikos	15	Annual departmental report	Director Energy Services	25	55	75
9. Electricity Reticulation	Percentage of households using electricity as a source of lighting	35	Annual departmental report	Director Energy services	40	50	60
	Number of mini hydropower constructed	1	Annual departmental report	Director Energy Services	0	1	1
10. Rehabilitation Services	Number of degraded sites rehabilitated	1	Annual departmental reports	Director Environment Management	0	20	50
11. Recreational Services	Number of recreational parks constructed and operational	1	Annual departmental report	Director Environment management	0	3	5
12. River Cleaning Services	Number of KM of rivers cleaned	3	Annual departmental report	Director Environment management	5	35	50
13. Afforestation Services	Number of trees planted and nurtured	100,000	Annual departmental report	Director Environment management	100,000	6,000	15,000
	Number of tree nurseries established and maintained	3	Annual departmental report	Director Environment management	5	7	10

14. Land Reclamation	Number of acreage of blue gum trees cut and replaced with environment friendly trees	0	Annual departmental report	Director Environment management	3	25	50
15. Solid Waste Management Services	Number of Markets cleaned on daily basis	45	Annual departmental report	Director Environment management	65	135	180
	Number of cleaning groups contracted	20	Annual departmental report	Director Environment management	20	30	40
	Number of garbage trucks purchased	2	Annual departmental report	Director Environment management	2	4	6
	Level of establishment of recycling plant	0	Annual departmental report	Director Environment management		1	1
16. Climate Change Mitigation	Number of trainings on climate change conducted	0	Annual departmental report	Director Environment management	5	25	50
	Number of polices and regulations drafted on environment and climate change and operational	0	Annual departmental report	Director Environment management	0	1	1
17. Natural Resources Management	Number of minerals explored	1	Annual departmental report	Director Environment management	1	3	3
	Number of tons of minerals extracted	0	Annual departmental report	Director Environment management	0	15	30
	Number of pits protected	0	Annual departmental report	Director Environment management	0	15	25

Table 6.7: Education, Labour and Manpower Development M&E Outcome Indicators

Programme	Outcome Indicators	Baseline	Source of Data	Reporting Responsibility	Situation in 2018	Mid Term Target	End Term Target
1. Infrastructure Development	Number of equipped workshops		Departmental reports	Chief Officer	10	25	50
	Number of classrooms constructed		Departmental reports	Chief Officer	12	32	63
	Number of polytechnics supplied with learning materials		Departmental reports	Chief Officer	67	67	67

	Number of hostels constructed		Departmental reports	Chief Officer	2	5	10
	Number of Toilets constructed	3	Departmental reports	Chief Officer	12	30	60
2. ECDE Infrastructure Development	Number of ECDE Classrooms Constructed.	180	Departmental reports	Chief Officer	211	274	344
	Number of ECDE furnished with outdoor fixed equipment		Departmental reports	Chief Officer	45	112	225
	Number of latrines constructed per ECD Centre		Departmental reports	Chief Officer	90	225	450
	Number of ECDE equipped with furniture (tables and chairs)		Departmental reports	Chief Officer	45	112	450
3. Educational and Learning Materials	Number of ECDE Centres Equipped with learning materials	524	Departmental reports	Chief Officer	524	524	524
4. Human Resource Development	Number of staff trained.	282	Departmental reports	Chief Officer	490	765	1040
	Number of instructors recruited	270	Departmental reports	Chief Officer	-	200	200
	Number of ECDE teachers recruited	965	Departmental reports	Chief Officer	-	500	500
5. Operations and Maintenance	Percentage of customer satisfaction	50	Departmental reports	Chief Officer	90	100	100
6. Quality assurance and standards	Number of quality assurance reports from polytechnics and ECDE		Departmental reports	Chief Officer	8	20	40
	No. of quality assurance officers recruited	6	Departmental reports	Chief Officer	10	35	35
7. Bursaries Fund	No. of students benefiting	41,350	Departmental reports	Chief Officer	13,500	33,750	67,500
8. School Feeding Programme	No. of ECDE centers enrolled for feeding Programme		Departmental reports	Chief Officer	524	524	524

Table 6.8: Land and Physical Planning M&E indicators

Sub Programme	Outcome Indicators	Baseline	Source of data	Reporting Responsibility	Situation in 2018	Mid-term target	End term target
1. Human Resource Development	Number of staff trained	48	Departmental reports	Chief Officer	48	24	48
	Number of staff in the payroll	311	Departmental reports	Chief Officer	350	350	
2. Administration and Support Services	Number of motor vehicles purchased	3	Departmental reports	Chief Officer	3	5	10
	Number of ICT equipment purchased	15	Departmental reports	Chief Officer	15	25	40
	Number of furniture equipment	25	Departmental reports	Chief Officer	25	10	20
3. Infrastructural Development	Number of urban centers and markets installed with street lights.	54	Departmental reports	Chief Officer	54	45	90
	Number of kilometers of urban roads constructed.	17	Departmental reports	Chief Officer	17	25	50
4. Solid Waste Management	Number of urban centres and markets cleaned	16	Departmental reports	Chief Officer	16	45	90
	Number waste management site purchased	1	Departmental reports	Chief Officer	1	3	5
	Number of garbage collection tractors and trailers purchased	3	Departmental reports	Chief Officer	3	10	20
5. Urban Infrastructure development	Number of recreational parks		Departmental reports	Chief Officer		1	1
	Percentage of completion of a bus park		Departmental reports	Chief Officer		100	100
	Kilometres of drainage system constructed	30	Departmental reports	Chief Officer	30	12	25
	Number of tree seedling planted	150	Departmental reports	Chief Officer	150	750	1,500

Table 6.9: Trade, Tourism and Industry M&E indicators

Sub Programme	Outcome Indicators	Baseline	Source of data	Reporting Responsibility	Situation in 2018	Mid-term target	End term target
1. Human Resource Development	Number of staff in payroll	48	Departmental reports	Chief Officer	48	75	85
	Number of staff trained	3	Departmental reports	Chief Officer	3	75	85
2. Administration and Support Services	Number of motor vehicles purchased and serviced	3	Departmental reports	Chief Officer	3	4	8
	Number of motor cycles purchased and serviced	2	Departmental reports	Chief Officer	2	10	20
	Number of public engagement activities held	4	Departmental reports	Chief Officer	4	10	20
	Number of computers purchased	3	Departmental reports	Chief Officer	3	25	50
	Number of M & E reports generated	4	Departmental reports	Chief Officer	4	12	25
	Number of offices renovated	3	Departmental reports	Chief Officer	3	7	15
	Number of policy documents developed or reviewed	1	Departmental reports	Chief Officer	1	9	9
	Number of market Committees established	0	Departmental reports	Chief Officer	0	21	45
3. Infrastructural Development	Number of retail markets constructed	1	Departmental reports	Chief Officer	1	25	45
	Number of market sheds constructed	6	Departmental reports	Chief Officer	6	5	10
	Number of markets fenced	4	Departmental reports	Chief Officer	4	50	50
	Number of toilets constructed	24	Departmental reports	Chief Officer	24	19	37
	Number of mama mboga sheds constructed	0	Departmental reports	Chief Officer	0	21	45
	Percentage of completion of County Exhibition Centre.	0	Departmental reports	Chief Officer	0	50	100

4. Weight and measures	Percentage of compliance of standards	75	Departmental reports	Chief Officer	75	100	100
5. Betting and Gaming	Percentage of gaming enterprises mapped	0	Departmental reports	Chief Officer	0	100	100
	Percentage of Gaming enterprises licensed	0	Departmental reports	Chief Officer	0	100	100
6. Infrastructural Development	Number of sheds constructed	0	Departmental reports	Chief Officer	0	111	222
7. County Trade Credit Scheme	Number of beneficiaries	0	Departmental reports	Chief Officer	0	200	1,000
8. Entrepreneurial Skills	Number of youth trained		Departmental reports	Chief Officer	0	900	1,350
9. Industrial Development	Number of industries established		Departmental reports	Chief Officer		2	3
	Number of ICDC constructed and equipped		Departmental reports	Chief Officer		1	3
10. Protection and Preservation	Number of sites protected or preserved		Departmental reports	Chief Officer		3	5
11. Branding and Marketing	Number of media coverage made.	0	Departmental reports	Chief Officer	0	5	10
	Number of tourism entry points developed.	0	Departmental reports	Chief Officer	0	3	5
	Number of tourist expositions and festivals held.	1	Departmental reports	Chief Officer	1	3	5

Table 6.10: Roads, Public Works, Transport and Housing M&E Outcome Indicators

Sub Programme	Outcome Indicators	Baseline	Source of Data	Reporting Responsibility	Situation in 2018	Mid Term Target	End Term Target
1. Road Maintenance	Number of kilometers of roads maintained	1,000	Departmental reports	Chief Officer	450	1125	2,250
2. Road Construction	Number of kilometers of roads graveled	850	Departmental reports	Chief Officer	200	500	1,000

	Number of kilometers of roads tarmacked	40	Departmental reports	Chief Officer	40	100	200
3. Public Utilities	Number of bus parks constructed	1	Departmental reports	Chief Officer	1	1	1
	Number of sheds constructed	45	Departmental reports	Chief Officer	45	113	225
	Number of footbridges constructed	32	Departmental reports	Chief Officer	45	113	225
4. Fleet Management Services	Number of equipment acquired	10	Departmental reports	Chief Officer	2	5	10
	Percentage of completion of County garage	-	Departmental reports	Chief Officer	100	100	100
	Percentage of completion of fuel depot	-	Departmental reports	Chief Officer	100	100	100
5. Housing Services	Number of staff houses renovated		Departmental reports	Chief Officer	10	25	50
	Number of new staff houses built		Departmental reports	Chief Officer	20	50	100
6. Human Resources Development	Number of staff in the payroll	114	Departmental reports	Chief Officer	125	130	130
7. Administrative and Support Services	Number of staff trained	3	Departmental reports	Chief Officer	120	130	140
	Number of policy documents developed or reviewed	1	Departmental reports	Chief Officer	4	10	20
	Number of motor vehicles and plant and machinery maintained	2	Departmental reports	Chief Officer	4	10	20
	Number of Management meetings held	8	Departmental reports	Chief Officer	4	10	20
	Number of computers purchased	3	Departmental reports	Chief Officer	10	25	50
	Number of Monitoring and Evaluation reports generated and disseminated	4	Departmental reports	Chief Officer	4	10	20

	Number of utility bills paid	3	Departmental reports	Chief Officer	3	8	15
	Number of offices renovated	3	Departmental reports	Chief Officer	3	10	15

Table 6.11: Culture, Sports, Youth and Social Services M&E Outcome Indicators

Sub Programme	Outcome Indicators	Baseline	Source of Data	Reporting Responsibility	Situation in 2018	Mid Term Target	End Term Target
1. Infrastructural Development	Percentage of completion of County museum		Departmental reports	Chief Officer	100	100	100
	Number of libraries equipped		Departmental reports	Chief Officer		10	20
	Number of libraries constructed and equipped	3	Departmental reports	Chief Officer	2	5	10
	Number of social halls constructed	1	Departmental reports	Chief Officer	2	4	9
2. Cultural Diversity	Number of herbal gardens established		Departmental reports	Chief Officer	2	2	10
	Number of cultural activities conducted		Departmental reports	Chief Officer	1	2	5
3. Affirmative Fund	Number of women group empowered		Departmental reports	Chief Officer	1800	900	1800
4. NHIF	Number of beneficiaries		Departmental reports	Chief Officer	45,000	45,000	45,000
5. Disability Fund	Number of beneficiaries		Departmental reports	Chief Officer	1,000	2,500	5,000
6. Children Rescue Centre development	Number of Children rescue centres constructed		Departmental reports	Chief Officer	1	1	1
	Number of children homes supported		Departmental reports	chief officer	10	25	50
	Number of street children rehabilitated		Departmental reports	Chief Officer	50	150	300
7. Youth Development	Number of youth groups accessing Youth Fund		Departmental reports	Chief Officer	500	250	500
	Number of youth trained on entrepreneurial skills		Departmental reports	Chief Officer	500	1250	2500
	Number of youth empowerment centres constructed and equipped		Departmental reports	Chief Officer	2	5	10
8. Sports Development	Percentage of completion of Gusii Stadium	70	Departmental reports	Chief Officer		100	100

	Number of playing grounds improved and equipped	30	Departmental reports	Chief Officer	9	24	24
	Number of Stadia constructed and equipped		Departmental reports	Chief Officer	0	1	3
	Number of coaches trained		Departmental reports	Chief Officer	360	200	360
	Number of sporting events conducted		Departmental reports	Chief Officer	4	10	20

Table 6.12: County Assembly M&E Outcome Indicators.

Sub Programme	Outcome Indicators	Baseline	Source of Data	Reporting Responsibility	Situation in 2018	MidTerm Target	End Term Target
1. Human Resource Development	Number of staff trained	50	County Assembly	Clerk, of the County Assembly	55	138	275
	Number of staff in the payroll	146	County Assembly	Clerk, of the County Assembly	160	400	800
2. Administration and Support Services	Number of motor vehicles purchased	5	County Assembly	Clerk, of the County Assembly	2	4	4
	Number of ICT equipment purchased	50	County Assembly	Clerk, of the County Assembly	10	10	15
	Number of hansard system installed	1	County Assembly	Clerk, of the County Assembly	1	1	1
3. Oversight Services	Number of projects completed for the benefit of Kisii County residents		County Assembly	Clerk, of the County Assembly	100	250	500
4. Infrastructure Development	Percentage of completion of debating chambers		County Assembly	Clerk, of the County Assembly	50	100	100
	Percentage of completion of ward offices for MCAs		County Assembly	Clerk, of the County Assembly	80	100	100
	Percentage of completion of modern Library and ICT Centre		County Assembly	Clerk, of the County Assembly	100	100	100
	Percentage of completion of Speaker's residence		County Assembly	Clerk, of the County Assembly	100	100	100
5. Legislative Services	Number of bills passed into law	36	County Assembly	Clerk, of the County Assembly	5	12	25
6. Public Participation and Civic Partnership	Number of public participation fora held		County Assembly	Clerk, of the County Assembly	4	10	20
	Number of civic education trainings held		County Assembly	Clerk, of the County Assembly	2	5	10

ANNEX 1: SECTOR PROJECTS DERIVED FROM PROGRAMMES

1. SECTOR NAME: ADMINISTRATION AND STAKEHOLDER MANAGEMENT					
1.1. Programme Name: Management of County Affairs					
(a) Ongoing Projects					
<i>I. Construction of Ward Offices</i>					
The objective of this project is to provide a good working environment for County officers working at the ward level					
Project Name/	Description of Activities	Cost (KShs.)	Source of Funding	Timeframe	Implementing Agency
1. Bogeke Ward Office	Completion of administration block and toilets, Levelling of the ground at the site.	2,200,000	KCG	2018-2019	Devolved Unit
2. Nyatieko Ward Office	Completion of administration block and toilets.	5,000,000	KCG	2018-2019	Devolved Unit
3. Nyakoe Ward Office	Completion of administration block and toilets.	1,000,000	KCG	2018-2019	Devolved Unit
4. Birongo Ward Office	Completion of administration block and toilets.	1,000,000	KCG	2018-2019	Devolved Unit
5. Masige East Ward Office	Completion of administration block and toilets.	5,500,000	KCG	2018-2019	Devolved Unit
6. Bassi Central Ward Office	Completion of administration block and toilets.	2,000,000	KCG	2018-2019	Devolved Unit
7. Masige West Ward Office	Completion of administration block and toilets.	2,500,000	KCG	2018-2019	Devolved Unit
8. Bassi Bogetaorio Ward Office	Completion of administration block and toilets.	1,500,000	KCG	2018-2019	Devolved Unit
9. Sameta Mokwerero Ward Office	Completion of administration block and toilets.	1,000,000	KCG	2018-2019	Devolved Unit
10. Bogiakumu Ward Office	Completion of administration block and toilets.	6,000,000	KCG	2018-2019	Devolved Unit
11. Bomariba Ward Office	Completion of administration block and toilets.	1,000,000	KCG	2018-2019	Devolved Unit
12. Bomorenda Ward Office	Completion of administration block and toilets.	5,000,000	KCG	2018-2019	Devolved Unit

13. Kegogi Ward Office	Completion of administration block and toilets.	5,000,000	KCG	2018-2019	Devolved Unit
14. Kitutu North Ward Office	Completion of administration block and toilets.	5,000,000	KCG	2018-2019	Devolved Unit

15. Keumbu Ward Office	Completion of administration block and toilets.	5,000,000	KCG	2018-2019	Devolved Unit
16. Birongo Ward Office	Completion of administration block and toilets.	1,000,000	KCG	2018-2019	Devolved Unit
17. Chitago Borabu Ward Office	Completion of administration block and toilets.	5,000,000	KCG	2018-2019	Devolved Unit
18. Bogetenga Ward Office	Completion of administration block and toilets.	3,500,000	KCG	2018-2019	Devolved Unit
19. Getenga Ward Office	Completion of administration block and toilets.	1,500,000	KCG	2018-2019	Devolved Unit
20. Boochi Tendere Ward Office	Completion of administration block and toilets.	500,000	KCG	2018-2019	Devolved Unit
21. Sengera Bosoti Ward Office	Completion of administration block and toilets.	5,000,000	KCG	2018-2019	Devolved Unit
22. Bassi Machoge Ward Office	Completion of administration block and toilets.	5,000,000	KCG	2018-2019	Devolved Unit
23. Boochi Borabu Ward Office	Completion of administration block and toilets.	1,000,000	KCG	2018-2019	Devolved Unit
24. Kegogi Ward Office	Completion of administration block and toilets.	1,000,000	KCG	2018-2019	Devolved Unit
25. Sensi Ward Office	Intallation of electricity,septic tank, water harvesting,equiping,fencing and toilets.	1,000,000	KCG	2018-2019	Devolved Unit

2. Construction of Pit Latrines

The objective of this project is to promote hygiene quality working life conditions to workers at the ward offices.

Project Name/	Description of Activities	Cost (KShs.)	Source of Funding	Timeframe	Implementing Agency
1. Bassi Bogetaorio Ward Pit Latrine	Completion of civil works	300,000	KCG	2018-2019	Devolved Unit
2. Bassi Centralard Ward Pit Latrine	Completion of civil works	1,200,000	KCG	2018-2019	Devolved Unit

3. Bassi Chache Ward Pit Latrine	Completion of civil works	600,000	KCG	2018-2019	Devolved Unit
4. Masige West Ward Pit Latrine	Completion of civil works	500,000	KCG	2018-2019	Devolved Unit
5. Masige East Ward Pit Latrine	Completion of civil works	800,000	KCG	2018-2019	Devolved Unit
6. Bassi Machoge Ward Pit Latrine	Completion of civil works	1,300,000	KCG	2019-2020	Devolved Unit

7. Bokimonge Ward Pit Latrine	Completion of civil works	1,300,000	KCG	2019-2020	Devolved Unit
8. Boochi Borabu Ward Pit Latrine	Completion of civil works	1,000,000	KCG	2019-2020	Devolved Unit
9. Magenche Ward Pit Latrine	Completion of civil works	1,300,000	KCG	2019-2020	Devolved Unit
10. Bogiakumu Ward Pit Latrine	Completion of civil works	1,300,000	KCG	2019-2020	Devolved Unit
11. Bomorenda Ward Pit Latrine	Completion of civil works	1,300,000	KCG	2019-2020	Devolved Unit
12. Bomariba Ward Pit Latrine	Completion of civil works	1,300,000	KCG	2019-2020	Devolved Unit
13. Bobaracho Ward Pit Latrine	Completion of civil works	1,300,000	KCG	2019-2020	Devolved Unit
14. Riana Ward Pit Latrine	Completion of civil works	1,200,000	KCG	2019-2020	Devolved Unit
15. Sensi Ward Pit Latrine	Completion of civil works	1,200,000	KCG	2019-2020	Devolved Unit
16. Kegogi Ward Pit Latrine	Completion of civil works	1,200,000	KCG	2019-2020	Devolved Unit
17. Monyerero Ward Pit Latrine	Completion of civil works	1,300,000	KCG	2019-2020	Devolved Unit
18. Keumbu Ward Pit Latrine	Completion of civil works	1,300,000	KCG	2019-2020	Devolved Unit
19. Bogusero Ward Pit Latrine	Completion of civil works	500,000	KCG	2019-2020	Devolved Unit
20. Keumbu Ward Pit Latrine	Completion of civil works	1,200,000	KCG	2019-2020	Devolved Unit
21. Kiogoro Ward Pit Latrine	Completion of civil works	1,200,000	KCG	2019-2020	Devolved Unit
22. Ibeno Ward Pit Latrine	Completion of civil works	1,300,000	KCG	2019-2020	Devolved Unit

23. Birongo Ward Pit Latrine	Completion of civil works	1,200,000	KCG	2019-2020	Devolved Unit
24. Bobaracho Secondary School	Completion of civil works	1,500,000	KCG	2019-2020	Devolved Unit
25. Bobaracho Ward Pit Latrine	Completion of civil works	1,300,000	KCG	2019-2020	Devolved Unit
26. Ichuni Ward Pit Latrine	Completion of civil works	100,000	KCG	2019-2020	Devolved Unit
27. Gesusu Ward Pit Latrine	Completion of civil works	1,300,000	KCG	2019-2020	Devolved Unit
28. Kiamokama Ward Pit Latrine	Completion of civil works	1,300,000	KCG	2019-2020	Devolved Unit
29. Getenga Ward Pit Latrine	Completion of civil works	900,000	KCG	2019-2020	Devolved Unit
30. Bogetenga Ward Pit Latrine	Completion of civil works	600,000	KCG	2019-2020	Devolved Unit
31. Moticho Ward Pit Latrine	Completion of civil works	1,300,000	KCG	2019-2020	Devolved Unit
32. Tabaka Ward Pit Latrine	Completion of civil works	1,300,000	KCG	2019-2020	Devolved Unit

3. *Construction of Sub-County Office*

The objective of this project is to provide office space for the Sub-County Administrators and officers working at the sub-county level.

Project Name/	Description of Activities	Cost (KShs.)	Source of Funding	Timeframe	Implementing Agency
1. Kitutu Chache South	Completion of civil works and construction of toilets	25,000,000	KCG	2018-2019	Devolved Unit
2. Kitutu Chache North		25,000,000		2018-2019	Devolved Unit

(b) New Projects

Project Name	Location	Objectives	Targets	Description of Activities	Cost (Kshs.)	Source of Funding	Timeframe	Implementing Agency
1. Construction of Pit Latrines at Sub-County HQs	<ul style="list-style-type: none"> • Nyamarambe • Suneka • Mosocho • Marani • Keumbu • Masimba • Nyamache • Kenyena • Ogembo 	To enhance sanitation	Operational	Digging of the pit and civil works	9,000,000	KCG	2018-2022	Devolved Unit

(c) Stalled Projects				
No	Project Name	Location	Description of Activities	Reasons for Stalling
1	Ichuni ward office HQ	Keroka - Nyaribari Masaba	Completion of works	Contractor deceased
2	Masimba ward office HQ	Masimba - Nyaribari Masaba	Construction of works	Lack of land for project
3	Kiamokama ward office HQ	Kiamokama – Nyaribari Masaba	Completion of works	Court case
4	Bassi Central Ward HQ	Bobasi, Itumbe	Completion of works	Boundary dispute
5	Ibeno Ward office HQ	Nyanturago Nyaribari Chache	Completion of works	Incompetent contractor
6	Moticho ward office HQ	Nyangweta South Mugirango	Completion of works	Location crisis
7	Riana ward office HQ	Kerina – Bonchari	Construction	Contractor NOT reported on site
8	Boikanga Ward Office HQ	Nyakeiboreire - South Mugirango	Construction	Contractor NOT reported on site
9	Nyachekei Ward Office HQ	Nyachekei – Bobasi	Construction	No land
10	Bomachoge Borabu Sub county HQ	Kenyena	Completion of works	Contractor vacated site

1.2. Programme Name: Enforcement and Compliance Services

(a) New Project Proposals

Project Name	Location	Objectives	Targets	Description of Activities	Cost (KShs.)	Source of Funding	Timeframe	Implementing Agency
1. Construction of Enforcement Stations	<ul style="list-style-type: none"> • County Treasury • Nyamarambe • Suneka • Mosoch • Marani • Keumbu • Masimba • Nyamache • Kenyeny • Ogembo 	To enhance coordination of enforcement services.	Operational stations with holding space	Design of BoQs, Construction of holding stations, toilets	90 million	KCG	2018-2022	Enforcement and Compliance Department
2. Construction of Guardrooms	<ul style="list-style-type: none"> • County Treasury • Nyamarambe • Suneka • Mosoch • Marani • Keumbu • Masimba • Nyamache • Kenyeny • Ogembo 	To provide good working environment for guards	Operational stations	Construction of changing rooms, waiting space and toilets	90 million	KCG	2018-2022	Enforcement and Compliance Department

2. SECTOR NAME: WATER, ENERGY, ENVIRONMENT AND NATURAL RESOURCES

2.1. Programme Name: Water and Sanitation Services

(a) On-going Projects

1. Construction of Water Schemes.

The Objective of this project is to increase water supply in the County.

No.	Project Name	Project location	Description of Activities	Cost (Kshs)	Sources of funding	Time frame	Implementing Agency
1	Kisii Water Supply	Bobaracho ward (Kegati)	Rehabilitate sewer line within Kisii CBD, repair meters, install new pumps, construct 2 storage tanks, construct 2 treatment works, rehabilitate distribute lines, construct new distribution lines and construction staff houses	1.8B	Germany Bank (KWF)	March 2017-March 2019	Gusii water and Sewerage Company
2	Kiobegi Water Supply	Masige East	Construction of new clear water sump, install a new pump, rehabilitate the pump house and spring and construction of 4KM pipeline network	4,956,680	KCG	2017-2018	Water Directorate
3	Nyaura	Kisii Central	Construct 2 storage tanks, pump house and distribution line	15,000,000	KCG	2017-2019	Water Directorate
4	Oobore	Bogiakumu	Protection of the spring, laying of pipes and water points	3,842,240	KCG	2017-2018	Water Directorate
5	Orienyo	Getenga	Construction of clear water sump, spring protection and construction of distribution lines.	6,439,670	KCG	2017-2018	Water Directorate
6	Rianyansera gravity	Boochi Tendere and Sengera Bosoti	Spring protection, construction of storage tank and distribution line	8,845,500	KCG	2018-2019	Water Directorate
7	Riokindo Water Supply	Bokimonge ward	Fencing, construction of distribution of lines and renovation of tanks	6,850,000	KCG	2018-2019	Water Directorate
8	Nyatieko Water Supply	Nyatieko and Nyakoe wards	Spring protection, construction of distribution line and water points	5,850,000	KCG	2018-2019	Water Directorate
9	Kionduso borehole	Bogetaorio ward	Repair of electrical works, distribution lines	3,030,250	KCG	2017-2019	Water Directorate
10	Orencho	Boikanga ward	Construction of storage tank and distribution line	6,338,0250	KCG	2017-2019	Water Directorate
11	Nyasasa	Moticho and Chitago Borabu	Construction of distribution line	2,793,760	KCG	2018-2019	Water Directorate
12	Nyaore	Bogeke and Nyakoe	Construction of storage tank and distribution line	5,406,992	KCG	2018-2019	Water Directorate

(b) New Project Proposals*I. Construction of Water Schemes*

No	Project Name	Location	Objectives	Targets	Description of Activities	Cost (KShs. in millions)	Source of Funding	Timeframe	Implementing Agency	Remarks
1	Nyagisai B/H	Nyakoe	To supply the community with clean water	Connect 300 households	Drill, equip and reticulate	4.8	KCG	2018-19	Water Directorate	The project will reduce the distance of fetching water from source.
2	Riachange	Masaba	To supply the community with clean water	Connect 400 households	Protect the spring, construct a tank and reticulate	7.5	KCG	2018-19	Water Directorate	The project will reduce the distance of fetching water from source.
3	Nyansira B/H	Birongo	To supply the community with clean water	Connect 200 households	Construction of tank and reticulation	5	KCG	2018-19	Water Directorate	The project will reduce the distance of fetching water from source.
4	Nyabinyinyi/Monyerero	Sensi/Monyerere	To supply the community with clean water	Connect 300 households	Protect spring, construct sump, construct balancing tank and distribution mains	10	KCG	2018-19	Water Directorate	The project will reduce the distance of fetching water from source.
5	Nyabiore	Magenche	To supply the community with clean water	Connect 300 households		6	KCG	2018-19	Water Directorate	The project will reduce the distance of fetching water from source.

6	Rianyansera	Bosoti / Sengera	To supply the community with clean water	Connect 300 households	Spring protection, construct sump, storage tank, pump house, and carry out reticulation	7.5	KCG	2018-19	Water Directorate	The project will reduce the distance of fetching water from source.
7	Igego	Bobasi Chache	To supply the community	Connect 300	Protection of spring,	8.5	KCG	2018-19	Water Directorate	The project will reduce the

(b) New Project Proposals

1. Construction of Water Schemes

No	Project Name	Location	Objectives	Targets	Description of Activities	Cost (KShs. in millions)	Source of Funding	Timeframe	Implementing Agency	Remarks
			with clean water	households	construction of sump and distribution lines					distance of fetching water from source.
8	Line Extension from Suneka to Iyabe to Riana Mkt	Riana	To supply the community with clean water	Connect 300 households	Extension of a pipeline: Suneka – Iyabe – Mwata	18	KCG	2018-19	Water Directorate	The project will reduce the distance of fetching water from source.
9	Mokubo	Magenche / Bosoti Sengera	Supply clean water to the institutions and community	Connect 8,000 households	Construction of TW, storage tanks, reticulation, water points, and pump house / store. Installation of pumps.	630	KCG / Austrian Government	2018 – 20	Water Directorate / Consultants	The project will be implemented by a development partner. It will serve more than three wards after completion

10	Nyamonodo water supply	Chitago Borabu	To increase connectivity	Connect 300 households	Laying of pipes, construction of water points and installation of meters	8	KCG	2018-19	Water Directorate	The project will reduce the distance of fetching water from source.
11	Nyamorenjo borehole	Nyatieko	To supply the community with clean water	Connect 300 households	Drill equip and reticulate	5	KCG	2019-20	Water Directorate	The project will reduce the distance of fetching water from source.
12	Mobamba	Kiamokama	To supply the community with clean water	Connect 300 households	Reticulation	5	KCG	2019-20	Water Directorate	The project will reduce the distance of fetching water from source.
13	Ritaaro	Keumbu	To supply the community with clean water	Connect 300 households	Reticulation	4	KCG	2019-20	Water Directorate	The project will reduce the distance of

(b) New Project Proposals

1. Construction of Water Schemes

No	Project Name	Location	Objectives	Targets	Description of Activities	Cost (KShs. in millions)	Source of Funding	Timeframe	Implementing Agency	Remarks
			water							fetching water from source.

14	Kiareini	Marani	To supply the community and institutions with clean portable water	Connect 12,000 households	Survey and Design, construction of weir, lay raw water gravity main, construct TW, construct pump house, lay rising main, and distribution mains, and installation of pumps.	700	KCG/GoK/Partners	2019 - 2021	Water Directorate / Donors	The County will source for a development partner to construct the project. The project is capable of serving more than four wards after completion
15	Endereti B/H	Bokimonge	To supply the community with clean water	Connect 300 households	Drill, equip and reticulate	5	KCG	2019-20	Water Directorate	The project will reduce the distance of fetching water from source.
16	Rianyagwachi	Boochi T.	To supply the community with clean water	Connect 300 households	Spring protection, construct sump, pump house, storage tank, and reticulation	8	KCG	2019-20	Water Directorate	The project will reduce the distance of fetching water from source.
17	Nyagetonkono	Bogetenga	To supply the community with clean water	Connect 300 households		3	KCG	2019-20	Water Directorate	The project will reduce the distance of fetching water from source.
18	Nyacheki	Nyacheki	To supply the community with clean water	Connect 300 households	Rehabilitate spring area, repair distribution	2	KCG	2019-20	Water Directorate	The project will reduce the distance of fetching water

(b) New Project Proposals

I. Construction of Water Schemes

No	Project Name	Location	Objectives	Targets	Description of Activities	Cost (KShs. in millions)	Source of Funding	Timeframe	Implementing Agency	Remarks
					lines, and compensate land for storage tank. Rehabilitate 3No. water kiosks and make extension to community					from source.
19	Keboye	Bomariba	To supply the community with clean water	Connect 300 households		5.5	KCG	2019-20	Water Directorate	The project will reduce the distance of fetching water from source.
20	Gesusu W/S	Gesusu	To supply the community with clean water	Connect 5,000 households	Construct TW, weir, earth dam, storage tanks, distribution lines and water points. Installation of pumps	450	KCG /GoK/ development partners	2019 / 2020	Water Directorate	The County will look for a development partner to assist in the implementation of the project. The project will serve more than three wards upon completion
21	St. Patrick B/H	Bogusero	To supply the community with clean water	Connect 300 households	Drill equip and reticulate	5	KCG	2020-21	Water Directorate	The project will reduce the distance of fetching water from source.

22	Mogweko Borehole	Kiamokama	To supply the community with clean water	Connect 300 households	Drill, equip and reticulate	5	KCG	2020-21	Water Directorate	The project will reduce the distance of fetching water from source.
23	Riatwenya / Nyanguru		To supply the community	Connect 300	Construction of a gravity	6.5	KCG	2020-21	Water Directorate	The project will reduce the

(b) New Project Proposals

1. Construction of Water Schemes

No	Project Name	Location	Objectives	Targets	Description of Activities	Cost (KShs. in millions)	Source of Funding	Timeframe	Implementing Agency	Remarks
			with clean water	households	scheme					distance of fetching water from source.
24	Sosera B/H	Nyamasibi	To supply the community with clean water	Connect 300 households	Drill, equip and reticulate	6	KCG	2020-21	Water Directorate	The project will reduce the distance of fetching water from source.
25	Mosobeti	Kiogoro	To supply the community with clean water	Connect 300 households	Construction of a gravity scheme	5	KCG	2020-21	Water Directorate	The project will reduce the distance of fetching water from source.
26	Kiomooncha / Rosiaga	Marani	To supply the community with clean water	Connect 300 households	Construction of spring, sump distribution lines and construction of storage tank at the centre	5	KCG	2020-21	Water Directorate	The project will reduce the distance of fetching water from source.

27	Pipeline extension	Boochi T.	To supply the community with clean water	Connect 300 households	Extension from Ogembo to Nyaburumbasi & distribution	8	KCG	2020-21	Water Directorate	The project will reduce the distance of fetching water from source.
28	Nyaigena Itambe	Bogetenga	To supply the community with clean water	Connect 300 households		4	KCG	2020-21	Water Directorate	The project will reduce the distance of fetching water from source.
29	Enasi	Boitangare	To supply the community with clean water	Connect 300 households	Rehabilitate spring, construct sump and distribution lines.	10	KCG	2020-21	Water Directorate	The project will reduce the distance of fetching water from source.

(b) New Project Proposals

1. Construction of Water Schemes

No	Project Name	Location	Objectives	Targets	Description of Activities	Cost (KShs. in millions)	Source of Funding	Timeframe	Implementing Agency	Remarks
30	Pipeline extension	Bogiakumu	To supply the community with clean water	Connect 300 households	Extension from Motonto Suneka line to Bogiakumu community	15	KCG	2020-21	Water Directorate	The project will reduce the distance of fetching water from source.
31	Mogonga / Ogembo W/Project	Bogetaorio, Nyacheki, Masige West, Bokimonge, Boochi Tendere	To supply clean water to the community and institutions	Connect 9,000 households	Project design, construction of weir, TW, storage tanks, pump house/store office, distribution lines and rising mains and installation of	680	KCG/GoK/Partners	2021-22	Water Directorate	The County will look for a development partner to do the project. The project has the potential of serving three wards after completion.

					pump sets					
32	Nyabisabo	Ibeno	To supply the community with clean water	Connect 300 households	Extension of pipeline from Birongo W/S	4	KCG	2021-22	Water Directorate	The project will reduce the distance of fetching water from source.
33	Irianyi	Bogeka	To supply the community with clean water	Connect 300 households	Drill, equip and reticulate	6	KCG	2021-22	Water Directorate	The project will reduce the distance of fetching water from source.
34	Riabiguchu	Masimba	To supply the community with clean water	Connect 300 households	Drill, equip and reticulate	6	KCG	2021-22	Water Directorate	The project will reduce the distance of fetching water from source.
35	Nyabisabo	Ibeno	To supply the community with clean water	Connect 300 households	Extension of pipeline from Birongo W/S	4	KCG	2021-22	Water Directorate	The project will reduce the distance of fetching water from source.

(b) New Project Proposals

1. Construction of Water Schemes

No	Project Name	Location	Objectives	Targets	Description of Activities	Cost (KShs. in millions)	Source of Funding	Timeframe	Implementing Agency	Remarks
36	Suguta	Bassi Central	To supply the community with clean water	Connect 300 households	Extension of pipeline from Birongo W/S	6	KCG	2021-22	Water Directorate	The project will reduce the distance of fetching water from source.
37	Rigo / Riasiobe	Magenche	To supply the community with clean water	Connect 300 households	Construct a gravity scheme	4.5	KCG	2021-22	Water Directorate	The project will reduce the distance of fetching water from source.
38	Baraine	Machoge B.	To supply the community with clean water	Connect 300 households	Construction of a gravity scheme	4	KCG	2022-23	Water Directorate	The project will reduce the distance of fetching water from source.
39	Nyamarambe B/H	Getenga	To supply the community with clean water	Connect 300 households	Extension of pipeline and electrification of the intake	2.5	KCG	2022-23	Water Directorate	The project will reduce the distance of fetching water from source.
40	Getacho	Mokwerero	To supply the community with clean water	Connect 300 households	Protect spring, construct sump and reticulate	4	KCG	2022-23	Water Directorate	The project will reduce the distance of fetching water from source.
41	Nyabieyo	Bomariba	To supply the community with clean water	Connect 300 households	Construction of a gravity scheme	6	KCG	2022-23	Water Directorate	The project will reduce the distance of fetching water from source.
42	Nyangweta Water Project	Moticho, Getenga, Bogetenga, Chitago Borabu	To supply the community and institutions with clean and portable water	Connect 8,000 households	Project design, Construction of intake works (TW, Weir, clear water sump, pump house), pipe laying	630	KCG / GoK/Partners	2022 - 2023	Water Directorate	The County will source for a development partner to assist in constructing the project. The project will serve more than

(b) New Project Proposals*I. Construction of Water Schemes*

No	Project Name	Location	Objectives	Targets	Description of Activities	Cost (KShs. in millions)	Source of Funding	Timeframe	Implementing Agency	Remarks
					(rising main and distribution network) and installation of pump sets					five wards after completion
43	Gesieka II	Marani	To supply the community with clean water	Connect 300 households	Protection of additional springs, construction of sump and pumphouse, construction of storage tank. Lay rising and distribution lines.	4.5M	KCG	2022-23	Water Directorate	The project will reduce the distance of fetching water from source.
44	Getono	Machoge B.	To supply the community with clean water	Connect 300 households	Construction of a gravity scheme	5M	KCG	2022-23	Water Directorate	The project will reduce the distance of fetching water from source.
45	Openda B/H	Moticho	To supply the community with clean water	Connect 300 households	Drill, equip and reticulate	5M	KCG	2022-23	Water Directorate	The project will reduce the distance of fetching water from source.

46	Itumbe	Bassi C.	To supply the community with clean water	Connect 300 households	Spring rehabilitation, construct sump and lay distribution lines	6M	KCG	2022-23	Water Directorate	The project will reduce the distance of fetching water from source.
47	Bonyaoro Borehole	Bomorenda	To supply the community with clean water	Connect 300 households	Drill and equip borehole	5M	KCG	2022-23	Water Directorate	The project will reduce the distance of fetching water

(b) New Project Proposals

1. Construction of Water Schemes

No	Project Name	Location	Objectives	Targets	Description of Activities	Cost (KShs. in millions)	Source of Funding	Timeframe	Implementing Agency	Remarks
										from source.
48	Tabaka W/S	Tabaka / Machoge Bassi / Riana	To supply the community and institutions with clean water	Connect 6,000 households	Project design, construction of TW, weir, earth dam, construction of rising main and distribution lines, pump house/store, water points and installation of pumps	560,000,000	KCG / GoK/Partners	2021 - 2022	Water Directorate	The County will source for development partners to assist in
49	Getenga Water Scheme	Kitutu Central Ward	To supply the community and institutions with clean water	Connect 300 households	Construction of a gravity scheme	1,000,000	KCG	2022-23	Water Directorate	The project will reduce the distance of fetching water from source.

50	Nyakobaria Water Scheme	Kitutu Central Ward	To supply the community and institutions with clean water	Connect 300 households	Construction of a gravity scheme	1,000,000	KCG	2022-23	Water Directorate	The project will reduce the distance of fetching water from source.
51	Nyamoro Water Scheme	Kitutu Central Ward	To supply the community and institutions with clean water	Connect 300 households	Construction of a gravity scheme	1,000,000	KCG	2022-23	Water Directorate	The project will reduce the distance of fetching water from source.
52	Kiamwasi Water Scheme	Kitutu Central Ward	To supply the community and institutions with clean water	Connect 300 households	Drill and supply households	1,000,000	KCG	2022-23	Water Directorate	The project will reduce the distance of fetching water from source.

(b) New Project Proposals

1. Construction of Water Schemes

No	Project Name	Location	Objectives	Targets	Description of Activities	Cost (KShs. in millions)	Source of Funding	Timeframe	Implementing Agency	Remarks
			water							
53	Suguta Phase II Water Scheme	Marani Ward	To supply the community and institutions with clean water	Connect 300 households	Construction of a gravity scheme	1,000,000	KCG	2022-23	Water Directorate	The project will reduce the distance of fetching water from source.
54	Rosiaga/Kimooncha Water Scheme	Kegogi/Marani Ward	To supply the community and institutions with clean water	Connect 300 households	Construction of a gravity scheme	1,000,000	KCG	2022-23	Water Directorate	The project will reduce the distance of fetching water from source.

55	Charachani Water Scheme	Kegogi Ward	To supply the community and institutions with clean water	Connect 300 households	Construction of a gravity scheme	1,000,000	KCG	2022-23	Water Directorate	The project will reduce the distance of fetching water from source.
56	Getobo Water Scheme	Sensi Ward	To supply the community and institutions with clean water	Connect 500 households	Construction of a gravity scheme	1,000,000	KCG	2022-23	Water Directorate	The project will reduce the distance of fetching water from source.
57	Getenga (St. Ann's) Borehole	Sensi Ward	To supply the community and institutions with clean water	Connect 500 households	Reticulation	1,000,000	KCG	2022-23	Water Directorate	The project will reduce the distance of fetching water from source.
58	Sombogo Borehole	Sensi Ward	To supply the community and institutions with clean water	Connect 500 households	Reticulation	1,000,000	KCG	2022-23	Water Directorate	The project will reduce the distance of fetching water from source.

(b) New Project Proposals

1. Construction of Water Schemes

No	Project Name	Location	Objectives	Targets	Description of Activities	Cost (KShs. in millions)	Source of Funding	Timeframe	Implementing Agency	Remarks
59	Kenyonu Borehole	Sensi Ward	To supply the community and institutions with clean water	Connect 500 households	Reticulation	1,000,000	KCG	2022-23	Water Directorate	The project will reduce the distance of fetching water from source.

60	Engoto PAG Borehole	Sensi Ward	To supply the community and institutions with clean water	Connect 500 households	Reticulation	1,000,000	KCG	2022-23	Water Directorate	The project will reduce the distance of fetching water from source.
61	Nyabworoba Pri Borehole	Sensi Ward	To supply the community and institutions with clean water	Connect 500 households	Reticulation	1,000,000	KCG	2022-23	Water Directorate	The project will reduce the distance of fetching water from source.
62	Geturi Sec Borehole	Sensi Ward	To supply the community and institutions with clean water	Connect 500 households	Construction of a gravity scheme	1,000,000	KCG	2022-23	Water Directorate	The project will reduce the distance of fetching water from source.
63	Getiongo I Water Scheme	Sensi Ward	To supply the community and institutions with clean water	Connect 500 households	Reticulation	1,000,000	KCG	2022-23	Water Directorate	The project will reduce the distance of fetching water from source.
64	Nyansoko Water Scheme	Sensi Ward	To supply the community and institutions with clean water	Connect 500 households	Reticulation	1,000,000	KCG	2022-23	Water Directorate	The project will reduce the distance of fetching water from source.
65	Nyamokomba Water Scheme	Sensi Ward	To supply the community	Connect 500 households	Construction of a gravity	1,000,000	KCG	2022-23	Water Directorate	The project will reduce the

(b) New Project Proposals

1. Construction of Water Schemes

No	Project Name	Location	Objectives	Targets	Description of Activities	Cost (KShs. in millions)	Source of Funding	Timeframe	Implementing Agency	Remarks
			and institutions with clean water	households	scheme					distance of fetching water from source.

66	Nyanderema Water Scheme	Bogusero Ward	To supply the community and institutions with clean water	Connect 500 households	Construction of a gravity scheme	1,000,000	KCG	2022-23	Water Directorate	The project will reduce the distance of fetching water from source.
67	Bigege Water Scheme	Bogusero Ward	To supply the community and institutions with clean water	Connect 500 households	Construction of a gravity scheme	1,000,000	KCG	2022-23	Water Directorate	The project will reduce the distance of fetching water from source.

1. Rehabilitation of Water Schemes

No	Project Name	Location	Objectives	Targets	Description of Activities	Cost (KShs. in millions)	Source of Funding	Timeframe	Implementing Agency	Remarks
1	Nyakobaria	Kisii C.	To supply the community with clean water	Connect 300 households	Rehabilitation of distribution lines	3,000,000	KCG	2019-20	Water Directorate	The project will reduce the distance of fetching water from source.
2	Itangi	Ichuni	To supply the community with clean water	Connect 300 households	Rehabilitation of rising main and distribution lines	12,000,000	KCG	2019-20	Water Directorate	The project will reduce the distance of fetching water from source.
3	Kerera	Ibeno	To supply the community with clean water	Connect 300 households	Rehabilitation of distribution lines and technical works	6,000,000	KCG	2019-20	Water Directorate	The project will reduce the distance of fetching water from source.
4	Riogamba	Monyerero	To supply the community with clean water	Connect 300 households	Rehabilitation of distribution lines, construction of storage tanks	7,000,000	KCG	2019-20	Water Directorate	The project will reduce the distance of fetching water from source.

2. Rehabilitation of Water Schemes

No	Project Name	Location	Objectives	Targets	Description of Activities	Cost (KShs. in millions)	Source of Funding	Timeframe	Implementing Agency	Remarks
					and capacity building for PMC					
5	Omosogwa	Boochi B.	To supply the community with clean water	Connect 300 households	Construction of elevated steel tank and distribution network	7,000,000	KCG	2019-20	Water Directorate	The project will reduce the distance of fetching water from source.
6	Eburi	Bosoti S.	To supply the community with clean water	Connect 300 households	Power connection and additional distribution lines, and do 3No. Kiosks	6,000,000	KCG	2020-21	Water Directorate	The project will reduce the distance of fetching water from source.
7	Etago / Mogenda	Chitago / Borabu	To supply the community with clean water	Connect 300 households	Rehabilitation of pipeline network	3,000,000	KCG	2020-21	Water Directorate	The project will reduce the distance of fetching water from source.
8	Balozi	Nyacheki	To supply the community with clean water	Connect 300 households	Protect spring, construct sump, pump house and equip it, lay rising main, construct storage tank, and then lay distribution lines	6,000,000	KCG	2020-21	Water Directorate	The project will reduce the distance of fetching water from source.
9	Kiabusura	Bomorenda	To supply the community with clean water	Connect 300 households		4	KCG	2020-21	Water Directorate	The project will reduce the distance of fetching water from source.
10	Gekona	Nyakoe	To supply the community with clean water	Connect 300 households		3	KCG	2020-21	Water Directorate	The project will reduce the distance of fetching water from source.
11	Amasago	Keumbu	To supply the community with clean water	Connect 300 households		3	KCG	2021-22	Water Directorate	The project will reduce the distance of fetching water from source.

12	Omokonge	Kegogi	To supply the community with clean water	Connect 300 households	Electrification of intake, purchase and installation of pumpset, construction of	4	KCG	2021-22	Water Directorate	The project will reduce the distance of fetching water from source.
----	----------	--------	--	------------------------	--	---	-----	---------	-------------------	---

2. Rehabilitation of Water Schemes

No	Project Name	Location	Objectives	Targets	Description of Activities	Cost (KShs. in millions)	Source of Funding	Timeframe	Implementing Agency	Remarks
					storage tank and extension of distribution lines.					
13	Nyarenda	Bosoti S.	To supply the community with clean water	Connect 300 households	Construct storage tank, reticulation, and electrify the intake	15	KCG	2021-22	Water Directorate	The project will reduce the distance of fetching water from source.
14	Monianku	Chitago Borabu	To supply the community with clean water	Connect 300 households	Construct storage tank, reticulation, and electrify the intake	3	KCG	2021-22	Water Directorate	The project will reduce the distance of fetching water from source.
15	Kambi Nyangau	Bassi Central	To supply the community with clean water	Connect 300 households	Construct storage tank, rehabilitate the spring, rehabilitate distribution lines	3.5	KCG	2021-22	Water Directorate	The project will reduce the distance of fetching water from source.
16	Riamaoncha	Bogiakumu	To supply the community with clean water	Connect 300 households	Reticulation system	3	KCG	2022-23	Water Directorate	The project will reduce the distance of fetching water from source.
17	Nyamoro	K. Central	To supply the community with clean water	Connect 300 households	Construct storage tank, reticulation/pipeline, and electrify the intake	6	KCG	2022-23	Water Directorate	The project will reduce the distance of fetching water from source.

18	Otamba	Kiogoro	To supply the community with clean water	Connect 300 households	Tank and distribution line	3	KCG	2022-23	Water Directorate	The project will reduce the distance of fetching water from source.
19	Nyamokomba	Sensi	To supply the community with clean water	Connect 300 households	Protection of spring and completion of intake works. Lay rising main and distribution lines. Completion of two storage	4	KCG	2022-23	Water Directorate	The project will reduce the distance of fetching water from source.

2. Rehabilitation of Water Schemes

No	Project Name	Location	Objectives	Targets	Description of Activities	Cost (KShs. in millions)	Source of Funding	Timeframe	Implementing Agency	Remarks
					tanks.					
20	Mokenene	Magenche	To supply the community with clean water	Connect 300 households	Tank and distribution line	2	KCG	2022-23	Water Directorate	The project will reduce the distance of fetching water from source.
21	Nyakerato	Bosoti S.	To supply the community with clean water	Connect 300 households	Tank and distribution line	4.5	KCG	2022-23	Water Directorate	The project will reduce the distance of fetching water from source.
22	Nyamaiya	Chitago B.	To supply the community with clean water	Connect 300 households	Tank and distribution line	5.5	KCG	2022-23	Water Directorate	The project will reduce the distance of fetching water from source.
23	Omosaria	Masige W.	To supply the community with clean water	Connect 300 households	Rehabilitate spring, tank water collection area and reticulation to the community and Omsaria Dispensary	4	KCG	2022-23	Water Directorate	The project will reduce the distance of fetching water from source.

24	Ekerore	Bogiakumu	To supply the community with clean water	Connect 300 households	Drill and equip borehole	5	KCG	2022-23	Water Directorate	The project will reduce the distance of fetching water from source.
25	Mwechobori	Nyatieko	To supply the community with clean water	Connect 300 households	Reticulation system	3	KCG	2022-23	Water Directorate	The project will reduce the distance of fetching water from source.
26	Riangombene	Kiogoro	To supply the community with clean water	Connect 300 households	Reticulation system	4	KCG	2022-23	Water Directorate	The project will reduce the distance of fetching water from source.
27	Igemo	Marani	To supply the community with clean water	Connect 300 households	Protection of additional springs, lay additional distribution lines and rehabilitate the existing distribution lines. Purchase of electrical pump set	3	KCG	2022-23	Water Directorate	The project will reduce the distance of fetching water from source.
28	Nyamesocho	Boochi	To supply the community with	Connect 300 households	Reticulation system	6	KCG	2022-23	Water Directorate	The project will reduce the distance of fetching

2. Rehabilitation of Water Schemes

No	Project Name	Location	Objectives	Targets	Description of Activities	Cost (KShs. in millions)	Source of Funding	Timeframe	Implementing Agency	Remarks
			clean water							water from source.
29	Bogetenga lower	Bogetenga	To supply the community with clean water	Connect 300 households	Reticulation system	3	KCG	2022-23	Water Directorate	The project will reduce the distance of fetching water from source.
30	Gesure	Bassi Chache	To supply the community with clean water	Connect 300 households	Electrify the intake and lay distribution lines	4	KCG	2022-23	Water Directorate	The project will reduce the distance of fetching water from source.

31	Suneka B/H	Bomorenda	To supply the community with clean water	Connect 300 households	Reticulation system	5	KCG	2022-23	Water Directorate	The project will reduce the distance of fetching water from source.
32	Gesoni	Bogeka	To supply the community with clean water	Connect 300 households	Reticulation system	4.5	KCG	2022-23	Water Directorate	The project will reduce the distance of fetching water from source.
33	Sikonge	Sensi	To supply the community with clean water	Connect 300 households	Spring protection, construction of sump, pump house, storage tank, and lay rising main and distribution lines	5	KCG	2022-23	Water Directorate	The project will reduce the distance of fetching water from source.
34	Riokindo	Bokimonge	To supply the community with clean water	Connect 300 households	Storage tank, and lay rising main and distribution lines	4	KCG	2022-23	Water Directorate	The project will reduce the distance of fetching water from source.
35	Sengera	Sengera B.	To supply the community with clean water	Connect 100 households	Drill, equip with hand pump	3.5	KCG	2022-23	Water Directorate	The project will reduce the distance of fetching water from source.
36	Nyamarambe	Getenga	To supply the community with clean water	Connect 300 households	Pipeline extension from Rongo W/S to Nyamarambe	2	KCG	2022-23	Water Directorate	The project will reduce the distance of fetching water from source.
37	Tuki a mwana	Nyacheki	To supply the community with clean water	Connect 300 households	Protect spring, pay electricity bill, and rehabilitate the reticulation. Lay gravity main	5	KCG	2022-23	Water Directorate	The project will reduce the distance of fetching water from source.
38	Nyaguku-Nyagiki line		To supply the community with	Connect 300 households	Protect spring, pay electricity	5	KCG	2022-23	Water Directorate	The project will reduce the distance of fetching
2. Rehabilitation of Water Schemes										

No	Project Name	Location	Objectives	Targets	Description of Activities	Cost (KShs. in millions)	Source of Funding	Timeframe	Implementing Agency	Remarks
			clean water		bill, and rehabilitate the reticulation. Lay gravity main					water from source.

3. Drilling of Boreholes

No	Project Name	Location /Ward	Objectives	Targets	Description of Activities	Cost (KShs. in millions)	Source of Funding	Timeframe	Implementing Agency	Remarks
1	Nyamatuta	Bogusero	To supply the community with clean water	Connect 100 households	Drill borehole and equip with Hand pump	3.5	KCG	2018-2022	Water Directorate	The project will be done through in-house approach
2	Emborogo	Masimba	To supply the community with clean water	Connect 100 households	Drill borehole equip and reticulate	3.5	KCG	2018-2022	Water Directorate	The project will be done through in-house approach
3	Nyanko	Bobaracho	To supply the community with clean water	Connect 300 households	Drill borehole equip and reticulate	3.5	KCG	2018-2022	Water Directorate	The project will be done through in-house approach
4	Isecha	Monyerero	To supply the community with clean water	Connect 300 households	Drill borehole equip and reticulate	3.5	KCG	2018-2022	Water Directorate	The project will be done through in-house approach
5	Igorera	Bombaba	To supply the community with clean water	Connect 300 households	Drill borehole and equip with Hand pump	3.5	KCG	2018-2022	Water Directorate	The project will be done through in-house approach
6	Kimai	Bosoti S.	To supply the community with clean water	Connect 300 households	Drill, equip and reticulate	3.5	KCG	2018-2022	Water Directorate	The project will be done through in-house approach
7	Ekona Market	Chitago B.	To supply the community with clean	Connect 300 households	Drill borehole and equip with Hand pump	3.5	KCG	2018-2022	Water Directorate	The project will be done through in-house approach

			water							
8	Riontweka	Bogetaorio	To supply the community with clean water	Connect 300 households	Drill, equip and reticulate	3.5	KCG	2018-2022	Water Directorate	The project will be done through in-house approach
9	Matongo	Bomariba	To supply the community with clean water	Connect 300 households	Drill borehole and equip with Hand pump	3.5	KCG	2018-2022	Water Directorate	The project will be done through in-house approach
10	Getare / Nyamotaro	Marani	To supply the	Connect	Drill borehole and	3.5	KCG	2018-2022	Water	The project will be

3. Drilling of Boreholes

No	Project Name	Location /Ward	Objectives	Targets	Description of Activities	Cost (KShs. in millions)	Source of Funding	Timeframe	Implementing Agency	Remarks
			community with clean water	300 households	equip with Hand pump				Directorate	done through in-house approach
11	Kiamwasi	Kitutu C.	To supply the community with clean water	Connect 300 households	Drill borehole and equip with Hand pump	3.5	KCG	2018-2022	Water Directorate	The project will be done through in-house approach
12	Riatirimba	Gesusu	To supply the community with clean water	Connect 300 households	Drill, equip and reticulate	3.5	KCG	2018-2022	Water Directorate	The project will be done through in-house approach
13	Kiamabundu	Kisii C.	To supply the community with clean water	Connect 300 households	Drill borehole and equip with Hand pump	3.5	KCG	2018-2022	Water Directorate	The project will be done through in-house approach
14	Nyabworoba	Sensi	To supply the community with clean water	Connect 300 households	Drill, equip and reticulate	3.5	KCG	2018-2022	Water Directorate	The project will be done through in-house approach
15	Monsesema	Bombaba	To supply the community with clean water	Connect 300 households	Drill borehole and equip with Hand pump	3.5	KCG	2018-2022	Water Directorate	The project will be done through in-house approach

16	Machongo	Boochi T.	To supply the community with clean water	Connect 300 households	Drill, equip and reticulate	3.5	KCG	2018-2022	Water Directorate	The project will be done through in-house approach
17	Nyamondo	Bogetenga	To supply the community with clean water	Connect 300 households	Drill borehole and equip with Hand pump	3.5	KCG	2018-2022	Water Directorate	The project will be done through in-house approach
18	Getai	Nyacheki	To supply the community with clean water	Connect 300 households	Resiting and drilling of a new borehole to utilize the existing infrastructure. Lay distribution lines	3.5	KCG	2018-2022	Water Directorate	The project will be done through in-house approach
19	Ngeri	Riana	To supply the community with clean water	Connect 300 households	Drill borehole and equip with Hand pump	3.5	KCG	2018-2022	Water Directorate	The project will be done through in-house approach
20	Matieko	Bogusero	To supply the community with clean water	Connect 300 households	Drill borehole and equip with Hand pump	3.5	KCG	2018-2022	Water Directorate	The project will be done through in-house approach
21	Nyamoiseke Muya	Ichuni	To supply the community with clean water	Connect 300 households	Drill borehole and equip with Hand pump	3.5	KCG	2018-2022	Water Directorate	The project will be done through in-house approach
22	Chindwani	Keumbu	To supply the	Connect	Drill borehole and	3.5	KCG	2018-2022	Water	The project will be

3. Drilling of Boreholes

No	Project Name	Location /Ward	Objectives	Targets	Description of Activities	Cost (KShs. in millions)	Source of Funding	Timeframe	Implementing Agency	Remarks
			community with clean water	300 households	equip with Hand pump				Directorate	done through in-house approach
23	Riatitrimba	Monyerero	To supply the community with clean water	Connect 300 households	Drill, equip and reticulate	3.5	KCG	2018-2022	Water Directorate	The project will be done through in-house approach

24	Magena	Bombaba	To supply the community with clean water	Connect 300 households	Drill borehole and equip with Hand pump	3.5	KCG	2018-2022	Water Directorate	The project will be done through in-house approach
25	Kineni	Bosoti S.	To supply the community with clean water	Connect 300 households	Drill borehole and equip with Hand pump	3.5	KCG	2018-2022	Water Directorate	The project will be done through in-house approach
26	Nyaboterere	Bogetaorio	To supply the community with clean water	Connect 300 households	Drill, equip and reticulate	3.5	KCG	2018-2022	Water Directorate	The project will be done through in-house approach
27	Sugunana		To supply the community with clean water	Connect 300 households	Drill borehole and equip with Hand pump	3.5	KCG	2018-2022	Water Directorate	The project will be done through in-house approach
28	Raganga	Bogusero	To supply the community with clean water	Connect 300 households	Drill and equip with a hand pump	3.5	KCG	2018-2022	Water Directorate	The project will be done through in-house approach
29	Risoe	Ichuni	To supply the community with clean water	Connect 300 households	Drill borehole and equip with Hand pump	3.5	KCG	2018-2022	Water Directorate	The project will be done through in-house approach
30	Ibeno Mission	Ibeno	To supply the community with clean water	Connect 300 households	Drill borehole and equip with Hand pump	3.5	KCG	2018-2022	Water Directorate	The project will be done through in-house approach
31	Bumburia	Monyerero	To supply the community with clean water	Connect 300 households	Drill, equip and reticulate.	3.5	KCG	2018-2022	Water Directorate	The project will be done through in-house approach
32	Nyabongo	Boochi	To supply the community with clean water	Connect 300 households	Drill borehole and equip with Hand pump	3.5	KCG	2018-2022	Water Directorate	The project will be done through in-house approach
33	Nyakoiba	Bosoti S.	To supply the community with clean water	Connect 300 households	Drill borehole and equip with Hand pump	3.5	KCG	2018-2022	Water Directorate	The project will be done through in-house approach

34	Ekeonga	Nyacheki	To supply the community with clean water	Connect 300 households	Drill, equip and reticulate	3.5	KCG	2018-2022	Water Directorate	The project will be done through in-house approach
35	Bogitaa Market	Bogitaa	To supply the	Connect	Drill borehole and	3.5	KCG	2018-2022	Water	The project will be

3. Drilling of Boreholes

No	Project Name	Location /Ward	Objectives	Targets	Description of Activities	Cost (KShs. in millions)	Source of Funding	Timeframe	Implementing Agency	Remarks
			community with clean water	300 households	equip with Hand pump				Directorate	done through in-house approach
36	Mogumo	Bogusero	To supply the community with clean water	Connect 300 households	Drill borehole and equip with Hand pump	3.5	KCG	2018-2022	Water Directorate	The project will be done through in-house approach
37	Rioira	Masimba	To supply the community with clean water	Connect 300 households	Drill, equip and reticulate	3.5	KCG	2018-2022	Water Directorate	The project will be done through in-house approach
38	Kienguku	Birongo	To supply the community with clean water	Connect 300 households	Drill borehole and equip with Hand pump	3.5	KCG	2018-2022	Water Directorate	The project will be done through in-house approach
39	Bobaracho	Monyerero	To supply the community with clean water	Connect 300 households	Drill, equip and reticulate	3.5	KCG	2018-2022	Water Directorate	The project will be done through in-house approach
40	Mobirona	Magenche	To supply the community with clean water	Connect 300 households	Drill borehole and equip with Hand pump	3.5	KCG	2018-2022	Water Directorate	The project will be done through in-house approach
41	Mekenene	Machoge B.	To supply the community with clean water	Connect 300 households	Drill borehole and equip with Hand pump	3.5	KCG	2018-2022	Water Directorate	The project will be done through in-house approach
42	Ikenye	Bobasi	To supply the community with clean	Connect 300 households	Drill, equip and reticulate	3.5	KCG	2018-2022	Water Directorate	The project will be done through in-house approach

			water							
43	Genga	Bonchari	To supply the community with clean water	Connect 300 households	Drill borehole and equip with Hand pump	3.5	KCG	2018-2022	Water Directorate	The project will be done through in-house approach
44	Nyamiobo	Kitutu Central	To supply the community with clean water	Connect 300 households	Drill borehole and equip with Hand pump	3.5	KCG	2018-2022	Water Directorate	The project will be done through in-house approach
45	St.Peters Soko	Bogeka Ward	To supply the community with clean water	Connect 300 households	Drill borehole and equip with Hand pump	3.5	KCG	2018-2022	Water Directorate	The project will be done through in-house approach
46	Ititi Pri Sch	Bogeka Ward	To supply the community with clean water	Connect 300 households	Drill borehole and equip with Hand pump	3.5	KCG	2018-2022	Water Directorate	The project will be done through in-house approach
47	Sakagwa Pri Sch	Bogeka Ward	To supply the community with clean water	Connect 300 households	Drill borehole and equip with Hand pump	3.5	KCG	2018-2022	Water Directorate	The project will be done through in-house approach
48	Bogeka Pri Sch	Bogeka	To supply the	Connect	Drill borehole and	3.5	KCG	2018-2022	Water	The project will be

3. Drilling of Boreholes

No	Project Name	Location /Ward	Objectives	Targets	Description of Activities	Cost (KShs. in millions)	Source of Funding	Timeframe	Implementing Agency	Remarks
		Ward	community with clean water	300 households	equip with Hand pump				Directorate	done through in-house approach
49	Mariiba Pri Sch	Bogeka Ward	To supply the community with clean water	Connect 300 households	Drill borehole and equip with Hand pump	3.5	KCG	2018-2022	Water Directorate	The project will be done through in-house approach
50	Nyonsia Pri Sch	Bogeka Ward	To supply the community with clean water	Connect 300 households	Drill borehole and equip with Hand pump	3.5	KCG	2018-2022	Water Directorate	The project will be done through in-house approach

51	Ragogo Pri Sch	Monyerero Ward	To supply the community with clean water	Connect 300 households	Drill borehole and equip with Hand pump	3.5	KCG	2018-2022	Water Directorate	The project will be done through in-house approach
52	Entanda Pri Sch	Monyerero Ward	To supply the community with clean water	Connect 300 households	Drill borehole and equip with Hand pump	3.5	KCG	2018-2022	Water Directorate	The project will be done through in-house approach
53	Nyakeyo Mkt	Kegogi Ward	To supply the community with clean water	Connect 300 households	Drill borehole and equip with Hand pump	3.5	KCG	2018-2022	Water Directorate	The project will be done through in-house approach
54	Itumbe Pri Sch	Kegogi Ward	To supply the community with clean water	Connect 300 households	Drill borehole and equip with Hand pump	3.5	KCG	2018-2022	Water Directorate	The project will be done through in-house approach
55	Kiobonyo Health Center	Kegogi Ward	To supply the community with clean water	Connect 300 households	Drill borehole and equip with Hand pump	3.5	KCG	2018-2022	Water Directorate	The project will be done through in-house approach
56	Nyakoora Mkt	Kegogi Ward	To supply the community with clean water	Connect 300 households	Drill borehole and equip with Hand pump	3.5	KCG	2018-2022	Water Directorate	The project will be done through in-house approach
57	Ngokoro Mkt	Kegogi Ward	To supply the community with clean water	Connect 300 households	Drill borehole and equip with Hand pump	3.5	KCG	2018-2022	Water Directorate	The project will be done through in-house approach
58	Kegogi Mkt	Kegogi Ward	To supply the community with clean water	Connect 300 households	Drill borehole and equip with Hand pump	3.5	KCG	2018-2022	Water Directorate	The project will be done through in-house approach
59	Marani Sec	Marani Ward	To supply the community with clean water	Connect 300 households	Drill borehole and equip with Hand pump	3.5	KCG	2018-2022	Water Directorate	The project will be done through in-house approach
60	Egeko	Marani Ward	To supply the community with clean water	Connect 300 households	Drill borehole and equip with Hand pump	3.5	KCG	2018-2022	Water Directorate	The project will be done through in-house approach

61	Nyansaga	Marani Ward	To supply the	Connect	Drill borehole and	3.5	KCG	2018-2022	Water	The project will be
----	----------	-------------	---------------	---------	--------------------	-----	-----	-----------	-------	---------------------

3. Drilling of Boreholes

No	Project Name	Location /Ward	Objectives	Targets	Description of Activities	Cost (KShs. in millions)	Source of Funding	Timeframe	Implementing Agency	Remarks
			community with clean water	300 households	equip with Hand pump				Directorate	done through in-house approach
62	Kiarenii	Marani Ward	To supply the community with clean water	Connect 300 households	Drill borehole and equip with Hand pump	3.5	KCG	2018-2022	Water Directorate	The project will be done through in-house approach
63	Nyanchwa	Kitutu Central	To supply the community with clean water	Connect 300 households	Drill borehole and equip with Hand pump	3.5	KCG	2018-2022	Water Directorate	The project will be done through in-house approach
64	St.Patrick's	Bogusero	To supply the community with clean water	Connect 300 households	Drill borehole and equip with Hand pump	3.5	KCG	2018-2022	Water Directorate	The project will be done through in-house approach
65	Raganga	Bogusero	To supply the community with clean water	Connect 300 households	Drill borehole and equip with Hand pump	3.5	KCG	2018-2022	Water Directorate	The project will be done through in-house approach
66	Bototo	Bogusero	To supply the community with clean water	Connect 300 households	Drill borehole and equip with Hand pump	3.5	KCG	2018-2022	Water Directorate	The project will be done through in-house approach
67	Nyamaosi	Bogusero	To supply the community with clean water	Connect 300 households	Drill borehole and equip with Hand pump	3.5	KCG	2018-2022	Water Directorate	The project will be done through in-house approach
68	Bosingo Rioriki	Bogusero	To supply the community with clean water	Connect 300 households	Drill borehole and equip with Hand pump	3.5	KCG	2018-2022	Water Directorate	The project will be done through in-house approach
69	Ruora	Bogusero	To supply the community with clean water	Connect 300 households	Drill borehole and equip with Hand pump	3.5	KCG	2018-2022	Water Directorate	The project will be done through in-house approach
70	Rera	Bogusero	To supply the community with clean water	Connect 300 households	Drill borehole and equip with Hand pump	3.5	KCG	2018-2022	Water Directorate	The project will be done through in-house approach
71	Ongicha	Bogusero	To supply the community with clean water	Connect 300 households	Drill borehole and equip with Hand pump	3.5	KCG	2018-2022	Water Directorate	The project will be done through in-house approach

72	Mosocho Market	Bogusero	To supply the community with clean water	Connect 300 households	Drill borehole and equip with Hand pump	3.5	KCG	2018-2022	Water Directorate	The project will be done through in-house approach
73	St. Angela	Bogusero	To supply the community with clean water	Connect 300 households	Drill borehole and equip with Hand pump	3.5	KCG	2018-2022	Water Directorate	The project will be done through in-house approach
74	Bigege	Bogusero	To supply the	Connect	Drill borehole and	3.5	KCG	2018-2022	Water	The project will be
i. Drilling of Boreholes										
No	Project Name	Location /Ward	Objectives	Targets	Description of Activities	Cost (KShs. in millions)	Source of Funding	Timeframe	Implementing Agency	Remarks
			community with clean water	300 households	equip with Hand pump				Directorate	done through in-house approach
75	Rianyabiosi	Riana	To supply the community with clean water	Connect 300 households	Drill borehole and equip with Hand pump	3.5	KCG	2018-2022	Water Directorate	The project will be done through in-house approach
76	Nyachenge	Tabaka	To supply the community with clean water	Connect 300 households	Drill borehole and equip with Hand pump	3.5	KCG	2018-2022	Water Directorate	The project will be done through in-house approach
77	Nyasagati	Bogusero	To supply the community with clean water	Connect 300 households	Drill borehole and equip with Hand pump	3.5	KCG	2018-2022	Water Directorate	The project will be done through in-house approach
78	Etago Hospital Borehole		To supply the community with clean water	Connect 300 households	Drill borehole and equip with Hand pump	3.5	KCG	2018-2022	Water Directorate	The project will be done through in-house approach

2.2. Programme Name: Energy Services

(a) On-going Project

No.	Project Name	Project Location	Description of Activities	Cost (Kshs)	Sources of Funding	Time frame	Implementing Agency
-----	--------------	------------------	---------------------------	-------------	--------------------	------------	---------------------

1	Riamarube Mini hydro power	Sameta Mokwerero	Acquisition of land and construction	1.3	KTDA/World Bank	April 2016 to April 2018	KTDA
---	----------------------------	------------------	--------------------------------------	-----	-----------------	--------------------------	------

3. SECTOR NAME: EDUCATION, LABOUR AND MANPOWER DEVELOPMENT							
3.1. Programme Name: Early Childhood Development Services							
(a) On-going Projects							
1. Construction of ECD Classrooms							
The objective of this project is to provide environment conducive for learning.							
No	Project Name/ Location	Location	Description of Activities (Key Outputs)	Cost (Kshs.)	Source of funding	Timeframe	Implementing Agency
1	i. Kenyorora ii. Mogumo	Bomariba Ward	Construction of classroom	699,434.2	KCG	2018-2022	EYE
2	i. Omwari ii. Sugunana	Riana Ward	Construction of classroom	735,729.32	KCG	2018-2022	EYE
3	i. Isamwera ii. Miranga iii. Nyabieyo	Bomariba Ward	Construction of classroom	2,574,378	KCG	2018-2022	EYE
4	i. Mwamisoko ii. Kirwanda	Bogiakumu Ward	Construction of classroom	852,594.89	KCG	2018-2022	EYE
5	i. Suneka ii. Ekerubo iii. Bitare	Bomorenda Ward	Construction of classroom	1,789,780	KCG	2018-2022	EYE
6	i. Massgoye ii. Bogitaa iii. Nyamaya	Riana Ward	Construction of classroom	1,885,240	KCG	2018-2022	EYE
7	i. Kionganyao ii. Riabamanyi iii. Nyanguru	Bobaracho Ward	Construction of classroom	1,000,000	KCG	2018-2022	EYE

8	i. Riamichoki ii. Bonyakoni	Masimba Ward	Construction of classroom	746,050	KCG	2018-2022	EYE
9	i. Amabuko ii. Ekemuga	Ichuni Ward	Construction of classroom	694,445.20	KCG	2018-2022	EYE
10	i. Kiombeta ii. Siara	Nyakoe Ward	Construction of classroom	710,592.80	KCG	2018-2022	EYE
11	i. Nyanguru ii. Nyagisai iii. Kanunda	Nyakoe Ward	Construction of classroom	500,000	KCG	2018-2022	EYE
12	i. Riadero ii. Mariba iii. Ititi	Bogeka Ward	Construction of classroom	1,000,000	KCG	2018-2022	EYE
13	i. Nyatieko ii. Gesarara iii. Mwechobori	Nyatieko ward	Construction of classroom	500,000	KCG	2018-2022	EYE
14	i. Kiamwasi (2) ii. Kiongongi (2) iii. Kianyabinge (2)	Kitutu Central Ward	Construction of classroom	750,000	KCG	2018-2022	EYE

3. SECTOR NAME: EDUCATION, LABOUR AND MANPOWER DEVELOPMENT

3.1. Programme Name: Early Childhood Development Services

(a) On-going Projects

1. Construction of ECD Classrooms

The objective of this project is to provide environment conducive for learning.

No	Project Name/ Location	Location	Description of Activities (Key Outputs)	Cost (Kshs.)	Source of funding	Timeframe	Implementing Agency
	iv. Nyankongo (2)						
15	i. Maiga ii. Keberesi	Bokimonge Ward	Construction of classroom	674,850	KCG	2018-2022	EYE
16	i. Getenga ii. Kibabe iii. Riyabu	Bokimonge Ward	Construction of classroom	500,000	KCG	2018-2022	EYE
17	i. Kiango ii. Kemoreko	Bombaba Ward	Construction of classroom	689,233.70	KCG	2018-2022	EYE

18	i. Oroche ii. Magenge iii. Ndereti	Bombaba Ward	Construction of classroom	500,000	KCG	2018-2022	EYE
19	i. Isamwere	Bomariba Ward	Construction of classroom	489,327	KCG	2018-2022	EYE
20	i. Nyakegogi ii. Nyabonge iii. Nyamonema	Bassi Chache Ward	Construction of classroom	500,000	KCG	2018-2022	EYE
21	i. Kegochi ii. Ekenyuru	Bassi Central Ward	Construction of classroom	677,896	KCG	2018-2022	EYE
22	i. Suguta ii. Bosansa iii. Nyakona	Bassi Central Ward	Construction of classroom	500,000	KCG	2018-2022	EYE
23	i. Nyacheke ii. Chitago	Nyacheke Ward	Construction of classroom	500,000	KCG	2018-2022	EYE
24	i. Borangi SDA ii. Nyamakorobo iii. Mogonga	Nyacheke Ward	Construction of classroom	1,000,000	KCG	2018-2022	EYE
25	i. Nyachogochogo	Bassi Bogetaorio Ward	Construction of classroom	491,832.5	KCG	2018-2022	EYE
26	i. Gionsaria ii. Chironge	Gesusu Ward	Construction of classroom	1,000,000	KCG	2018-2022	EYE
27	i. Rusinga ii. Nyamagwa	Boitangare Ward	Construction of classroom	500,000	KCG	2018-2022	EYE
28	i. Mosobeti ii. Riamotari	Masige East Ward	Construction of classroom	500,000	KCG	2018-2022	EYE

3. SECTOR NAME: EDUCATION, LABOUR AND MANPOWER DEVELOPMENT

3.1. Programme Name: Early Childhood Development Services

(a) On-going Projects

1. Construction of ECD Classrooms

The objective of this project is to provide environment conducive for learning.

No	Project Name/ Location	Location	Description of Activities (Key Outputs)	Cost (Kshs.)	Source of funding	Timeframe	Implementing Agency
----	------------------------	----------	---	--------------	-------------------	-----------	---------------------

	iii. Kiobegi						
29	i. Nyabisase ii. Masora	Masige West Ward	Construction of classroom	500,000	KCG	2018-2022	EYE
30	i. Riong'oncho ii. Nyabisi iii Giasaiga	Masige West Ward	Construction of classroom	500,000	KCG	2018-2022	EYE
31	i. Mokarate ii. Nyamokenye iii. Nyamisaro	Sameta Mokwerero Ward	Construction of classroom	500,000	KCG	2018-2022	EYE
32	i. Nyakome ii. Nyagonyi iii. Gesabakwa iv. Kiareni v. Gesangora vi. Nyansaga vii. Nyagonyi viii. Marani ix. Kiamogore x. Nyamwanga xi. Getionko xii. Magonga xiii. Nyasore xiv. Nyakoma xv. Nyakome special xvi. Isanta xvii. Rikenye xviii. Manwa xix. Eramba PAG xx. Eramba Mizizini	Marani Ward	Construction of classroom	500,000	KCG	2018-2022	EYE
33	i. Getionko 1 ii. Riakerongo iii. Engoto Goti iv. Nyabikondo	Sensi Ward	Construction of classroom	3000,000	KCG	2018-2022	EYE
34	i. Matonto ii. Gesangora	Monyerero Ward	Construction of classroom	728,730	KCG	2018-2022	EYE
3. SECTOR NAME: EDUCATION, LABOUR AND MANPOWER DEVELOPMENT							
3.1. Programme Name: Early Childhood Development Services							

(a) On-going Projects							
1. Construction of ECD Classrooms							
The objective of this project is to provide environment conducive for learning.							
No	Project Name/ Location	Location	Description of Activities (Key Outputs)	Cost (Kshs.)	Source of funding	Timeframe	Implementing Agency
35	i. Nyankanda	Monyerero Ward	Construction of classroom	500,000	KCG	2018-2022	EYE
36	i. Kiabogesi ii. Magenche	Magenche Ward	Construction of classroom	500,000	KCG	E41	EYE
37	i. St. Johns Ikoba ii. Egetonto DEB	Tabaka Ward	Construction of classroom	500,000	KCG	2018-2022	EYE
38	i. Mogumo ii. Otendo	Moticho Ward	Construction of classroom	750,000	KCG	2018-2022	EYE
39	i. Sare, ii. Ayora iii. Ruma	Moticho	Construction of classroom	500,000	KCG	2018-2022	EYE
40	i. Nyandiwa ii. Bonyama	Bogetenga Ward	Construction of classroom	718,654.60	KCG	2018-2022	EYE
41	i. Bogusero ii. Getembe iii. Riosiri iv. Kenyora	Bogetenga Ward	Construction of classroom	1,741,470	KCG	2018-2022	EYE
42	i. Bomosambi	Boochi Tendere Ward	Construction of classroom	730,255.87	KCG	2018-2022	EYE
43	i. Getuki ii. Nyamonyo	Boochi Tendere Ward	Construction of classroom	1,678,050	KCG	2018-2022	EYE
44	i. Riteke ii. Nyamasege	Sengera Bosoti Ward	Construction of classroom	678,350	KCG	2018-2022	EYE
45	i. Gekero ii. Nyamiobo	Machoge Bassi Ward	Construction of classroom	678,350	KCG	2018-2022	EYE

(b) New Project Proposals
1. Construction of ECD Classrooms

No.	Project Name/	Location	Objectives	Targets	Description of Activities (Key Outputs)	Cost (Kshs.) millions	Source of funding	Timeframe	Implementing Agency
1	i. Nyansaga (2) ii. Gesabakwa (2)	Marani Ward	Increase and improve	25	Construction of classrooms	19	KCG	2018-2022	EYE

(b) New Project Proposals

I. Construction of ECD Classrooms

No.	Project Name/	Location	Objectives	Targets	Description of Activities (Key Outputs)	Cost (Kshs.) millions	Source of funding	Timeframe	Implementing Agency
	iii. Nyasore (2) iv. Eranda (2) v. Marani (2) vi. Kiareini (3) vii. Nyagonyi (3) viii. Kiamogore ix. Maroma x. Rikenye xi. Nyakome (2) xii. Isanta xiii. Maagonga xiv. Gesangora xv. Nyamwanga xvi. Ekebogo (2) xvii. Itongo (2) xviii. Nyakamba (2) xix. Entanda Catholic (2) xx. Kenka(2) xxi. Irianyi PAG (2)		access to education						

2	i. ii. iii. Kionganyo (3) iv. v. Nyakeiri (2) vi. vii. Sensi (2) viii. ix. St. Anne's Getare (2) x. xi. Masakwe (2) xii. xiii. Nyagesenda (2) xiv. xv. Geturi (2) xvi. Masongo ECDE(2) xvii. Magena (2) xviii. Rioma (2) Nyagoto Geturi Engoto Goti (2) Riakerongo Nyabworoba Nyabikondo Nyakenogo (2) Mosocho	Sensi Ward	Increase and improve access to education	25	Construction of classrooms	19	KCG	2018-2022	EYE
---	---	------------	--	----	----------------------------	----	-----	-----------	-----

(b) New Project Proposals

I. Construction of ECD Classrooms

No.	t Name/	Location	Objectives	Targets	Description of Activities (Key Outputs)	Cost (Kshs.) millions	Source of funding	Timeframe	Implementing Agency
	xix. Samogera								
	xx. Engoto PAG								

3	i. ii. Omogumo (2) iii. Nyandiba (2) iv. v. Ngenyi (2) vi. Entanda vii. Manyansi (2) viii. Kioge ix. x. Mosochi xi. Nyangiti (2) xii. Samogara xiii. Itibo PAG xiv. Motonto xv. Gesangora (2) xvi. Eronge xvii. Ragogo DEB(2) xviii. Kenyoro xix. Monyerero (2) xx. Riragi xxi. Gesangero xxii. Nyankanda xxiii. Ngenyi Prim xxiv. Samogara Prim xxv. Nyandiba Gesurura Prim Omogumo Mosochi Prim	Monyerero Ward	Increase and improve access to education	25	Construction of classrooms	19	KCG	2018-2022	EYE
4	i. ii. Nyakeyo (2) iii. Itumbe (2) iv. Omoenga (2) v. Nyamokenye Metembe (2) vi. Ngokoro (2) vii. Mesaria (2) viii. Tambacha (2) ix. Nyansakia (2) x. Nyakoora (2) Riragi (2)	Kegogi Ward	Increase and improve access to education	25	Construction of classrooms	19	KCG	2018-2022	EYE

(b) New Project Proposals

1. Construction of ECD Classrooms

No.	Project Name/	Location	Objectives	Targets	Description of Activities (Key Outputs)	Cost (Kshs.) millions	Source of funding	Timeframe	Implementing Agency
5	xi. Nyatwoni xii. Manianku xiii. Ebinyinyi xiv. Nyamondo xv. Makara xvi. Ibencho xvii. Mesocho xviii. Kiagware xix. Rionsata xx. Riasuta xxi. St. Micheal xxii. Omogumo xxiii. Nyamiomu xxiv. Etago DOK xxv. Nchoro xxvi. Nyamagena xxvii. Mabariri xxviii. Karungu xxix. Rangeti xxx. Kebabe xxxi. Makongeni xxxii. Nyasasa xxxiii. Keburanchogu xxxiv. Rangeti xxxv. Nyabitubine	Chitago Borabu	Increase and improve access to education	25	Construction of classrooms	19	KCG	2018-2022	EYE

(b) New Project Proposals

1. Construction of ECD Classrooms

No.	Project Name/	Location	Objectives	Targets	Description of Activities (Key Outputs)	Cost (Kshs.) millions	Source of funding	Timeframe	Implementing Agency
-----	---------------	----------	------------	---------	---	-----------------------	-------------------	-----------	---------------------

6	i. Nyakorere (2) ii. Manywanda (2) iii. Nyabisase iv. Igare v. Emesa (2) vi. Nyabiosi vii. Rianyamari (3) viii. Ichuni (2) ix. Kiasobera (2) x. Gesosno (2) xi. Marongo (2) xii. Kiogosi (2) xiii. Kiomabundu xiv. Nyakembere xv. Kabonyo xvi. Getono (2) xvii. Matangamano (2) xviii. Omogwa	Boikanga Ward	Increase and improve access to education	25	Construction of classrooms	19	KCG	2018-2022	EYE
	i. Gotichaki ii. Nyamonaria iii. Nyabigena (2) iv. Nduru v. Esaka (2) vi. Kiomabundu (2) vii. Riosiri viii. Ensoko (2) ix. Nyandiwa (2) x. Bomonyama xi. Bogusero xii. Kenyoro (2)								

	xiii. Kiabigoria								
	xiv. Kioriria								
7	i. Rigena (2) ii. Orwaki (2) iii. Tabaka DEB iv. Tabaka Boys v. Tabaka Girls	Tabaka Ward	Increase and improve access to education	25	Construction of classrooms	19	KCG	2018-2022	EYE

(b) New Project Proposals

1. Construction of ECD Classrooms

No.	Project Name/	Location	Objectives	Targets	Description of Activities (Key Outputs)	Cost (Kshs.) millions	Source of funding	Timeframe	Implementing Agency
	vi. Kiorori (2) vii. Nyamue (2) viii. Bokimai ix. Sae x. Entanda xi. Keburunga (2) xii. Nyabigege xiii. Irunga xiv. Nyachenge xv. Nyagichenche xvi. Kimai Enkoro xvii. Esetonto xviii. Urwaki xix. St I. Gosere xx. Ikoba								

8	i. ii. Nyangweta (2) iii. Ndonyo iv. v. Engori vi. Mariwa vii. Rwora viii. Nyansembe ix. x. Kiendege xi. Riagumo xii. Sare (2) xiii. Mogumo xiv. Eburi (2) xv. Nyabera xvi. Rwora (2) xvii. Engou xviii. Mariwa PEFA xix. Mesaria xx. Otendo xxi. Nyabiosi xxii. Maroo xxiii. MotichoSDA (2) Riagumo Ruma Ayora	Moticho Ward	Increase and improve access to education	25	Construction of classrooms	19	KCG	2018-2022	EYE
---	---	--------------	--	----	----------------------------	----	-----	-----------	-----

(b) New Project Proposals

1. Construction of ECD Classrooms

No.	Project	Location	Objectives	Targets	Description of Activities (Key Outputs)	Cost (Kshs.) millions	Source of funding	Timeframe	Implementing Agency
9	i. ii. St Ann Metabura (2) iii. Kenunchi (2) iv. Bosaga (2) v. Muma (2) vi. Maroo (3) vii. Ekerongo (3) viii. Nyabine DOK (2) ix. St M Ritara x. Kenoria (3) xi. Gekongo (3)	Getenga Ward	Increase and improve access to education	25	Construction of classrooms	19	KCG	2018-2022	EYE

	Engeti (2)								
10	i. ii. Mokorogoinwa iii. Mosisa (2) iv. v. Masimba (2) vi. Kerema vii. Emborogo (2) viii. Motonyoni ix. x. Ramasha xi. Ibanchore xii. Nyagemi 2) xiii. Metembe (2) xiv. Rioira xv. Nyasike xvi. Sirorokwe xvii. Riabigutu (2) xviii. Riamichoki xix. Bonyankori Suguta (2) Gekonge Riuri	Masimba Ward	Increase and improve access to education	25	Construction of classrooms	19	KCG	2018-2022	EYE
11	i. Ichuni Boys ii. Obwari (2) iii. Chitago iv. Machachumbi v. Keroka (2) vi. Moi Kisii (2) vii. Ichuni Girls viii. Giensembe (2)	Ichuni Ward	Increase and improve access to education	25	Construction of classrooms	19	KCG	2018-2022	EYE

(b) New Project Proposals

1. Construction of ECD Classrooms

No.	Project Name/	Location	Objectives	Targets	Description of Activities (Key Outputs)	Cost (Kshs.) millions	Source of funding	Timeframe	Implementing Agency
	ix. Nyamuya x. Nyankoba xi. Gesabakwa (2) xii. Amasago xiii. Kiamarega (2) xiv. Rianyoka xv. Riamakanda xvi. Nyamoiseke xvii. Muya xviii. Boseche xix. Amabuko xx. Ekemuga								
12	i. Ebachwa ii. Nyagachi (2) iii. Bokibarori (2) iv. Sosera (2) v. Gekonge vi. Risa (2) vii. Ekware viii. Nyanturago (2) ix. Ikorongo x. Nyamasibi xi. Bogonta (2) xii. Moreremi xiii. Emeangara (2) xiiii. Matibo DoK xv. Omogogo xvi. Bokibarori	Nyamasibi Ward	Increase and improve access to education	25	Construction of classrooms	19	KCG	2018-2022	EYE

13	i. Riaisore (2) ii. Geteri iii. Emonga (2) iv. Kegogi v. Kiomiti (2) vi. Mesocho vii. Getacho (2) viii. Mesabisabi (2) ix. Kiamokama x. Chibwobi (3)	Gesusu Ward	Increase and improve access to education	25	Construction of classrooms	19	KCG	2018-2022	EYE
----	---	-------------	--	----	----------------------------	----	-----	-----------	-----

(b) New Project Proposals

1. Construction of ECD Classrooms

No.	t Name/	Location	Objectives	Targets	Description of Activities (Key Outputs)	Cost (Kshs.) millions	Source of funding	Timeframe	Implementin g Agency
	xi. Masabo (2)								
	xii. Chironge (2)								
	xiii. Riasibo								
	xiv. Kiomiti								
	xv. Kiamokama								
	xvi. Ikenye								

14	i. Mokobokobo (2) ii. Nyamagesa (2) iii. Mogweko (2) iv. Ibacho v. Mobamba (2) vi. Nyambogo (2) vii. Moremani (2) viii. Nyankononi (2) ix. Nyamagesa x. Mochengo (2) xi. Gesicho (2) xii. Emeroka xiii. Kenyoro xiv. Moremani	Kiamokama ward	Increase and improve access to education	25	Construction of classrooms	19	KCG	2018-2022	EYE
15	i. Moneke (3) ii. Kanyimbo (3) iii. Nyamorenjo iv. Kiogo (2) v. Nyatieko (3) vi. Gesarara (2) vii. Ebat viii. Nyakiogiro (2) ix. Mwechobori (3) x. Riango (2) xi. Nyabundu (2)	Nyatieko Ward	Increase and improve access to education	25	Construction of classrooms	19	KCG	2018-2022	EYE
16	i. Nyanchogochi (2) ii. Bototo (2) iii. Matieko (3) iv. Raganga (3) v. Rwora (2) vi. Nyabiongo (2)	Bogusero	Increase and improve access to education	25	Construction of classrooms	19	KCG	2018-2022	EYE

(b) New Project Proposals

1. Construction of ECD Classrooms

No.	Name/	Location	Objectives	Targets	Description of Activities (Key Outputs)	Cost (Kshs.) millions	Source of funding	Timeframe	Implementing Agency
	vii. Nyamatuta (3)								

	<ul style="list-style-type: none"> viii. Ongincha (2) ix. Rera (3) x. St. Patricks (4) xi. Bokeabu (2) xii. Nyamondo (2) xiii. Rwora (2) 								
17	<ul style="list-style-type: none"> i. Nyagisai (3) ii. Kanunda (4) iii. Kioge (2) iv. Iranda (3) v. Kiombeta (3) vi. Nyanguru (3) vii. Keore (3) viii. Siara (3) ix. Rera 	Nyakoe Ward	Increase and improve access to education	25	Construction of classrooms	19	KCG	2018-2022	EYE
18	<ul style="list-style-type: none"> i. Getembe (2) ii. Jogoo (4) iii. Nyankongo (3) iv. Kiongongi (4) v. Kianyabinge(3) vi. Kiamwasi (3) vii. Daraja mbili (3) viii. St Joseph's Nyabururu (2) ix. Nyambara (2) 	Kitutu Central	Increase and improve access to education	25	Construction of classrooms	19	KCG	2018-2022	EYE
19	<ul style="list-style-type: none"> i. Ititi (3) ii. Nyaore (2) iii. Sakawa (3) iv. Riotero (4) v. Nyosia (3) vi. Mariiba (3) vii. Bogeka (3) viii. St Peter's Soko (4) 	Bogeka Ward	Increase and improve access to education	25	Construction of classrooms	19	KCG	2018-2022	EYE

20	i. Kionduso ii. Getunu iii. Nyachogochogo (2) iv. Nyangusu (2)	Bassi Bogetaorio Ward	Increase and improve access to education	25	Construction of classrooms	19	KCG	2018-2022	EYE
----	---	-----------------------------	---	----	-------------------------------	----	-----	-----------	-----

(b) New Project Proposals

1. Construction of ECD Classrooms

No.	Name/	Location	Objectives	Targets	Description of Activities (Key Outputs)	Cost (Kshs.) millions	Source of funding	Timeframe	Implementin g Agency
	v. Nyaboterere								
	vi. Nyabingoru								
	vii. Rigena Adv								
	viii. Keera								
	ix. Riontweka								
	x. Oganda								
	xi. Nyangwengi								
	xii. Bonyancha								
	xiii. Getai								
	xiv. Chironge								
	xv. Nyamatera								
	xvi. Nyaronge								
	xvii. Chiengu								
	xviii. Riontweka								

	<ul style="list-style-type: none"> xix. Nyabite xx. Rikura xxi. Rigena PAG xxii. Nyamache (2) xxiii . Ekeonga xxiv. Rioganda xxv. kiongeti xxvi. Getai xxvii. Nyamataro 								
21	<ul style="list-style-type: none"> i. Riombase ii. Mokonge (2) iii. Riamotari (2) iv. Nyabite AIC v. Kionyo (2) vi. Bokinibanto (2) vii. Masisi (2) viii. Riamangerer (2) ix. Nyaineke (2) x. Mosobeti (3) xi. Igoma xii. Turwa xiii. Nyamarume xiv. Riamanono xv. Nyambunwa xvi. Bogesaka 	Masige East Ward	Increase and improve access to education	25	Construction of classrooms	19	KCG	2018-2022	EYE
22	<ul style="list-style-type: none"> i. Sameta PAG ii. Kenyerer (2) DOK (2) iii. Rianchore iv. Obuya (2) 	Sameta Mokwerero Ward	Increase and improve access to education	25	Construction of classrooms	19	KCG	2018-2022	EYE

(b) New Project Proposals

I. Construction of ECD Classrooms

No.	Project	Location	Objectives	Targets	Description of Activities (Key Outputs)	Cost (Kshs.) millions	Source of funding	Timeframe	Implementing Agency
	v. Nyansakia								
	vi. Nyambunde (2)								
	vii. Getome (2)								
	viii. Sameta Boys								
	ix. Nyamokenye								
	x. Sindagogi (2)								
	xi. Nyagiki (2)								
	xii. Riamarube (2)								
	xiii. Mocarata								
	xiv. Kenyoro								
	xv. Nyanuguti								
	xvi. Nyamisaro								

23	i. ii. Riosugo iii. Tukiamwana (2) iv. v. Enchoro vi. Itibo Eramani vii. Kiombwori viii. Naikuru ix. x. Simiti xi. Rionsoti xii. Ebiosi (2) xiii. Riomoro xiv. Nyachekei xv. Ensoko xvi. Borangi SDA xvii. Sogubo xviii. Chitago xix. Enchoro PEFA xx. Nyabiosi xxi. Nyachekei PAG Goroba ELCK Nyamuya Keera	Nyachekei Ward	Increase and improve access to education	25	Construction of classrooms	19	KCG	2018-2022	EYE
24	i. ii. Eburi (2) iii. Gekongo (2) iv. Nyakunguru (2) v. Getenga (2) Kenyoro (2)	Bassi Chache Ward	Increase and improve access to education	25	Construction of classrooms	19	KCG	2018-2022	EYE

(b) New Project Proposals

1. Construction of ECD Classrooms

No.	Project	Location	Objectives	Targets	Description of Activities (Key Outputs)	Cost (Kshs.) millions	Source of funding	Timeframe	Implementing Agency
	vi. Gesure (2)								
	vii. Gesure SDA								
	viii. Nyagesa (2)								

	<ul style="list-style-type: none"> ix. Nyamonema (2) x. Nyabonge (2) xi. Nyagancha (2) xii. Birongo xiii. Nyagesa xiv. Nyakegogi (2) 								
25	<ul style="list-style-type: none"> i. ii. Omobondo iii. Nyoera iv. v. Nyakona (2) vi. Kegochi (2) vii. Majimazuri viii. Itumbe ix. x. Ekenyuru xi. Getare (2) xii. Bosonsa (2) xiii. Itibonge (2) xiv. Ikenye xv. Emenwa xvi. Borarangi PAG xvii. Ebigogo xviii. Nyamware DEB xix. Riokerio (2) Borangi SDA Moasasa Suguta 	Bassi Central Ward	Increase and improve access to education	25	Construction of classrooms	19	KCG	2018-2022	EYE
26	<ul style="list-style-type: none"> i. ii. Irongo (3) iii. Inani iv. Orogare v. Mosora vi. Nyabisia (2) vii. Riyabo viii. Nyakegarakemo ix. Rianchaga x. Nyabisase (2) Nyachenge (3) 	Masige West Ward	Increase and improve access to education	25	Construction of classrooms	19	KCG	2018-2022	EYE

(b) New Project Proposals									
1. Construction of ECD Classrooms									
No.	Project	Location	Objectives	Targets	Description of Activities (Key Outputs)	Cost (Kshs.) millions	Source of funding	Timeframe	Implementing Agency
	xi. Riongoncho xii. Gionseri (2) xiii. Orogare (2) xiv. Giasaiga xv. Omosaria (2)								
27	i. Riobara (3) ii. Nyaguku (2) iii. Riakerongo (2) iv. Nyakondiere (3) v. Rianyachuba (2) vi. Keigamere (3) vii. Rusinga (2) viii. Metengero (2) ix. Nyamagwa x. Boitangare (2) xi. Kiongongi xii. St.M.Nyamagwa (2)	Bassi Boitangare ward	Increase and improve access to education	25	Construction of classrooms	19	KCG	2018-2022	EYE

28	i. Kebere ii. Getare iii. Tendere (2) iv. Nyaburumbasi (2) v. Gitono (2) vi. Nyamonyo (3) vii. Maroba (2) viii. Machongo (2) ix. St Don Bosco x. Getuki (2) xi. Bombamba xii. Nyamiobo xiii. Mangere (2) xiv. Nyansakia xv. Bomasambi xvi. Bombaba	Boochi Tendere Ward	Increase and improve access to education	25	Construction of classrooms	19	KCG	2018-2022	EYE
29	i. Riagongera ii. Mochorwa (2) iii. Kimai Nyansara iv. Gekongo v. Matagaro (2)	Bosoti Sengera Ward	Increase and improve access to education	25	Construction of classrooms	19	KCG	2018-2022	EYE

(b) New Project Proposals

1. Construction of ECD Classrooms

No.	Project Name/	Location	Objectives	Targets	Description of Activities (Key Outputs)	Cost (Kshs.) millions	Source of funding	Timeframe	Implementin g Agency
	vi. Riamo vii. Moogi viii. Mogambi ix. Nyakaba x. SDA xi. Kineni xii. PEFA xiii. Rianchogu xiv. Riteke xv. Rianyankwara xvi. Riagongera xvii. Mesabakwa xviii. Nyarenda xix. Itare xx. Nyabioto xxi. Mixed xxii. Nyamiobo xxiii. DEB								

	xx. Nyamasege xxi. Sengeru								
30	i. ii. Nyantogo (2) iii. Nyamoronga iv. v. Nyamaonde vi. Nyamboga (2) vii. Gakero (2) viii. Nyagesa (2) ix. x. Nyataro xi. Nyamiobo Adv xii. Nyagenke (2) xiii. Itabago (2) xiv. Gakero xv. Buyonge xvi. Tunta (2) xvii. Ntamocha xviii. Nyamasebe Nyataro Buyonge Gakero	Majoge Bassi Ward	Increase and improve access to education	25	Construction of classrooms	19	KCG	2018-2022	EYE
31	i. St T Amasago ii. Gianchere FAM (2) iii. Riomweri (2) iv. Riondonga (2)	Keumbu Ward	Increase and improve access to education	25	Construction of classrooms	19	KCG	2018-2022	EYE

(b) New Project Proposals

I. Construction of ECD Classrooms

No.	Project	Location	Objectives	Targets	Description of Activities (Key Outputs)	Cost (Kshs.) millions	Source of funding	Timeframe	Implementing Agency
	v. Eremo vi. Ritiro (3) vii. Iberia (2)								

	<ul style="list-style-type: none"> viii. Chndwani (2) ix. Geterere (2) x. Amabiria (2) xi. Amasago xii. Nyamware (2) xiii. Ganchere Special 								
32	<ul style="list-style-type: none"> i. ii. Kerera (2) iii. Kirwa (3) iv. v. Ibeno vi. Gesere (3) vii. Irungu (2) viii. Rikendo (2) ix. x. Nyamagwa xi. Kerera Central xii. Chirichiro xiii. Ibeno Mission xiv. Kabosi xv. Nyakebako xvi. Nyamagwa SDA xvii. Nyamecheo xviii. Nyankororo Ibeno COG Kerera Central Nyankororo SDA 	Ibeno Ward	Increase and improve access to education	25	Construction of classrooms	19	KCG	2018-2022	EYE
33	<ul style="list-style-type: none"> i. ii. Birongo iii. Keoke FAM iv. Irondi (2) v. Nyansira vi. Nyamacheo vii. Nyakebako viii. Maburi (2) ix. Taracha x. Nyangeni (2) xi. Chirichiro Riamokwabe 	Birongo Ward	Increase and improve access to education	25	Construction of classrooms	19	KCG	2018-2022	EYE

(b) New Project Proposals									
1. Construction of ECD Classrooms									
No.	Project	Location	Objectives	Targets	Description of Activities (Key Outputs)	Cost (Kshs.) millions	Source of funding	Timeframe	Implementing Agency
	xii. Rianata xiii. Nyabiosi xiv. Kerera (2) xv. Taracha SDA xvi. Rikendo xvii. Boruma xviii. Biombe xix. Kerore xx. Kiwa xxi. Birongo SDA								
34	i. Gekomu (3) ii. Nyanchwa (2) iii. Otamba (3) iv. Intundero (2) v. Nyaura (3) vi. Nyataro (2) vii. Nyansancha (3) viii. Kiamabundu (2) ix. Kisii Primary (2) x. Masongo (2) xi. Nyamage	Kisii Central Ward	Increase and improve access to education	25	Construction of classrooms	19	KCG	2018-2022	EYE

35	i. Bobaracho (2) ii. Kabwori (2) iii. Nyanko iv. Kisii Campus (2) v. Kegati (2) vi. Esamba (2) vii. Kionganyo (3) viii. Jogoo (2) ix. Nyamage x. Kionganyo xi. Mlimani xii. Nyosia xiii. Nyamemiso xiv. KARI (2) xv. Nyanko (2) xvi. Nyanguru	Bobaracho Ward	Increase and improve access to education	25	Construction of classrooms	19	KCG	2018-2022	EYE
36	i. Nyaboribonge (2)	Kiogoro	Increase and	25	Construction of	19	KCG	2018-2022	EYE

(b) New Project Proposals

1. Construction of ECD Classrooms

No.	t Name/	Location	Objectives	Targets	Description of Activities (Key Outputs)	Cost (Kshs.) millions	Source of funding	Timeframe	Implementin g Agency
	ii. Mogorora (2) iii. Amariba (2) iv. v. Nyanderema (2) vi. Chirenge (2) vii. Boronyi (3) viii. Nyabiuto (2) ix. x. Matunwa (3) xi. Nyaguta (2) xii. Monuri (2) xiii. Rianyamwami Kiogoro Riabamanyi	Ward	improve access to education		classrooms				

37	i. ii. Nyabiosi iii. Mobirone (2) iv. v. Nyakorere vi. Moteiribe (2) vii. Eberege viii. Bendera (2) ix. x. Amatagaro (2) xi. Mosobeti xii. Rianyangita (2) xiii. Nyabinyinyi (2) xiv. Itongo xv. Kiabugesi xvi. Mokomoni xvii. Magenche xviii. Eberege xix. Mokubo Itemba Nyabiore Sengera	Magenche Ward	Increase and improve access to education	25	Construction of classrooms	19	KCG	2018-2022	EYE
38	i. ii. Riokindo ADV (2) iii. Kiru iv. Endereti (2) v. Metembe (2) vi. Etono (2) vii. Motemomwamu Kerongorori	Bokimonge Ward	Increase and improve access to education	25	Construction of classrooms	19	KCG	2018-2022	EYE

(b) New Project Proposals

1. Construction of ECD Classrooms

No.	Project Name/	Location	Objectives	Targets	Description of Activities (Key Outputs)	Cost (Kshs.) millions	Source of funding	Timeframe	Implementing Agency
-----	---------------	----------	------------	---------	---	-----------------------	-------------------	-----------	---------------------

	viii. Riribe (2) ix. Omobera x. Kenyeny (2) xi. Randani xii. Keore xiii. Keberesi xiv. Tongeri xv. Geta xvi. Maiga xvii. Nangeti xviii. Ekembo xix. Senta								
39	i. ii. Iyenga (3) iii. Gesabakwa iv. Riombasa (2) v. Magenge vi. Kiango vii. Getumo viii. Oroche (2) ix. Magena (3) x. Igorera (3) xi. Kemoreko xii. Rianyachuba xiii. Ndereti xiv. Nyambunwa xv. Ichuni xvi. Omosobwa xvii. Nyamesocho Nyambongo	Bombaba Borabu Ward	Increase and improve access to education	25	Construction of classrooms	19	KCG	2018-2022	EYE
40	i. ii. Nyabongo (3) iii. Nyamesocho (2) iv. Magenge v. Ichuni (2) vi. Omosobwa (3) vii. Ritembu (4) viii. Nyambunwa (3) ix. Nyamisaro (3) Emesa (3)	Boochi Borabu Ward	Increase and improve access to education	25	Construction of classrooms	19	KCG	2018-2022	EYE

(b) New Project Proposals

I. Construction of ECD Classrooms									
No.	t Name/	Location	Objectives	Targets	Description of Activities (Key Outputs)	Cost (Kshs.) millions	Source of funding	Timeframe	Implementin g Agency
	x. Nyabieyo xi. Mosenseme								
41	i. ii. Oriangi (2) iii. Riamagige (3) iv. Bomariba v. Ebate (2) vi. Isamwera vii. Igonga (3) viii. Nyabieyo (3) ix. Mogumo (3) x. Miranga (2) xi. Nyabinwa (3) Kenyorora (2)	Bomariba Ward	Increase and improve access to education	25	Construction of classrooms	19	KCG	2018-2022	EYE
42	i. ii. Kebute (2) iii. Kiabusura (2) iv. Itierio Mixed (2) v. Itibo ELCK vi. Nyangoge (3) vii. Nyangiti (2) viii. Suneka (2) ix. Rianyabaro (2) x. Ekerubo (2) xi. Botoro (2) xii. Kioge (2) xiii. Itibo Bitare (2)	Bomorenda Ward	Increase and improve access to education	25	Construction of classrooms	19	KCG	2018-2022	EYE

43	i. ii. Nyakungu (3) iii. Iruma (2) iv. Riamaoncha v. Rianyapara (2) vi. Mosando (3) vii. Kirwanda (3) viii. Itibo ix. Matongo (2) x. Mwamisoko xi. Nyamokenye (2) xii. Ekerore (2) Itibo girls	Bogiakumu Ward	Increase and improve access to education	25	Construction of classrooms	19	KCG	2018-2022	EYE
(b) New Project Proposals									
<i>1. Construction of ECD Classrooms</i>									
No.	Project Name/	Location	Objectives	Targets	Description of Activities (Key Outputs)	Cost (Kshs.) millions	Source of funding	Timeframe	Implementing Agency
	xiii. Nyamerako								
44	i. Mugori (2) ii. Moguga DOK iii. Gesero iv. Chisaro (2) v. Sigisi vi. Masagoye (2) vii. Sungunana viii. Omwari ix. Nyangena (2) x. Etureti xi. Marindi (2) xii. Kerina Special xiii. Kerina xiv. Nyamiobo xv. Nyotoima xvi. Bogita xvii. Nyamare xviii. Nyamaya xix. Nyasagati xx.	Riana	Increase and improve access to education	25	Construction of classrooms	19	KCG	2018-2022	EYE

	Mwata								
--	-------	--	--	--	--	--	--	--	--

(c) Stalled Projects				
No	Project Name	Location	Description of activities	Reasons for stalling
1	i. Kiogoro ii. Matunwa	Kiogoro	Construction of classroom	The Contractor abandoned the site
2	i. Iberia ii. Chindwani	Ibeno	Construction of classroom	The Contractor abandoned the site
3	i. Kiabogesi ii. Magenche	Magenche	Construction of classroom	The Contractor abandoned the site
4	i. Eramba ii. Gesangero	Marani	Construction of classroom	The Contractor abandoned the site
5	i. Nyakenogo ii. Nyabworoba	Sensi	Construction of classroom	The Contractor abandoned the site

6	i. Monyerero ii. Kenyoro	Monyerero	Construction of classroom	The Contractor abandoned the site
7	i. Kimai ii. Enkora iii. Nyanchenge	Tabaka	Construction of classroom	The Contractor abandoned the site
8	i. Kenoria Maroo ii.	Getenga	Construction of classroom	The Contractor abandoned the site
9	i. Nyasakia ii. Nyamiobo	Boochi Tendere	Construction of classroom	The Contractor abandoned the site
10	i. Ntamocha ii. Nyamasebe	Bassi	Construction of classroom	The Contractor abandoned the site
11	i. Riteke ii. Nyamasege iii. Nyakoiba iv. Rianyakwara	Bosoti sengeru	Construction of classroom	The Contractor abandoned the site
12	i. Kiombeta ii. Keore	Nyakoe	Construction of classroom	The Contractor abandoned the site
13	i. Motonto	Monyerero	Construction of classroom	The Contractor abandoned the site
14	i. Kiango ii. Kemoreko	Borabu	Construction of classroom	The Contractor abandoned the site
15	i. Mogumo	Bomariba	Construction of classroom	The Contractor abandoned the site
16	i. Riamakande ii. Nyamoisekemuya	Ichuni	Construction of classroom	The Contractor abandoned the site
17	i. Riasibo	Gesusu	Construction of classroom	The Contractor abandoned the site
18	i. Nyabiosi ii. Mesaria	Moticho	Construction of classroom	The Contractor abandoned the site

(b) New Project Proposals

2. Construction of Youth Polytechnics

No	t Name/	Location	Objectives	Targets	Description of Activities (Key Outputs)	Cost (Kshs.) millions	Source of funding	Timeframe	Implementing Agency
----	---------	----------	------------	---------	---	-----------------------	-------------------	-----------	---------------------

1	i. Nyagonyi ii. Magonga iii. Rikenye/Kiomoo iv. ncha Gesabakwa	Marani Ward	Increase and improve access to specialised skills and trades for selfemployment and empowerment	8	Construction of Y. Polytechnics	16	KCG	2018-2022	TVET
2	i. Masakwe polytechnic	Sensi Ward	Increase and improve access to specialised skills and trades for selfemployment and empowerment	8	Construction of Y. Polytechnics	16	KCG	2018-2022	TVET
3	i. Itibo ii. Manyansi iii. Entanda Pri iv. Riatirimba Hills v. Nyambororwa vi. Gesonso vii. Ragogo Pri viii. Bonyere	Monyerero Ward	Increase and improve access to specialised skills and trades for selfemployment and empowerment	8	Construction of Y. Polytechnics	16	KCG	2018-2022	TVET
4	i. Nyonsia Village Polytechnic	Bogeka Ward	Increase and improve access to specialised skills and trades for selfemployment and empowerment	8	Construction of Y. Polytechnics	16	KCG	2018-2022	TVET
5	i. Getembe ii. Jogoo iii. Kiongongi iv. Nyambara	Kitutu Central	Increase and improve access to specialised skills and trades for selfemployment and empowerment	8	Construction of Y. Polytechnics	16	KCG	2018-2022	TVET
6	i. Riragia ii. Itumbe iii. Nyakoora	Kegogi Ward	Increase and improve access to specialised skills and trades for selfemployment and empowerment	8	Construction of Y. Polytechnics	16	KCG	2018-2022	TVET

4. SECTOR NAME: HEALTH SERVICES									
4.1. Programme Name: Medical Services									
(a) New Project Proposals									
Project Name/	Location	Objectives	Targets	Description of Activities	Cost (KShs.) Million	Source of funding	Timeframe	Implementing Agency	Remarks

<p>1. Construction/ Completion of Out Patient (OPD) block</p>	<p>Bomachoge Borabu i. Omobera D, ii. Kiango D, iii. Magena HC, iv. Magenche HC</p> <p>Bomachoge Chache i. Egetonto D, ii. Moogi D</p> <p>Kitutu Chache North i. Nyagoto HF ii. Kendegere D iii. Nyagonyi D iv. Bongeri/Megogo HF v. Nyambororwa HF vi. Nyandiba HF vii. Kemberana HF viii. Tabaka HF ix. Nyanchogu HC</p> <p>South Mogirango i. Openda D, ii. Nyakeiboirere D iii. Nyagenke D</p> <p>Nyaribari Masaba i. Nyamagesa D, ii. Ekerubo HC, iii. Kenyerere H, iv. Ibacho SCH, v. Nyasike D</p> <p>Bonchari i. Isamwera D, ii. Iyabe SCH</p>	<p>To bring services closer to patients and achieve better quality service</p>	<p>Complete and operational OPD</p>	<p>Resource Mobilization, procurement and construction</p>	<p>100</p>	<p>KCG/GoK/ Partners</p>	<p>2018- 2022</p>	<p>County Health Services</p>	<p>Completion of these projects will reduce distance of seeking health services</p>
---	--	--	-------------------------------------	--	------------	--------------------------	-------------------	-------------------------------	---

4. SECTOR NAME: HEALTH SERVICES

4.1. Programme Name: Medical Services

(a) New Project Proposals

Project Name/	Location	Objectives	Targets	Description of Activities	Cost (KShs.) Million	Source of funding	Timeframe	Implementing Agency	Remarks
	Bobasi i. Nyamache SCH ii. Nyacheki SCH iii. Kionyo SCH Bomachoge Chache i. Maraba								
2. Acquisition of Land for Expansion/Title to Land:	South Mugirango i. Suguta SCH, ii. Boige HC, iii. Bokimai D, Bonchari i. Riana SCH ii. Oroche D	To expand the facility.	Full documentation/title deeds	Resource Mobilization	15	KCG	2018- 2022	County Health Services	This is geared towards improvement of infrastructure
3. Construction of In Patient (IPD) block:	Bomachoge Chache i. Egetonto D Bonchari i. Nyabioto D Kitutu Chache North i. Marani Hosp	To allow HCWs close monitoring of patients with conditions that require admission	Complete and operational	Resource Mobilization, procurement, construction	10	KCG	2018- 2022	County Health Services	This is geared towards increasing accessibility of services
4. Construction/Completion of Maternity wing, drug/Pharm store, theatre, Parking, borehole, HMIS, X-ray machine, Surgical theatre,	i. Keumbu SCH, ii. Kiogoro SCH, iii. Iranda SCH, iv. Oresi SCH, v. Gucha SCH, vi. Marani SCH, vii. Nduru SCH, viii. Etago SCH, ix. Nyamasibi SCH x. Masimba SCH, xi. Nyamache SCH,	To provide patients with a variety of high quality services closer to them and reduce referrals		Resource Mobilization, procurement, construction	250	KCG/GoK/ Partners	2018-2022	County Health Services	This is geared towards increasing accessibility of services

4. SECTOR NAME: HEALTH SERVICES

4.1. Programme Name: Medical Services

(a) New Project Proposals

Project Name/	Location	Objectives	Targets	Description of Activities	Cost (KShs.) Million	Source of funding	Timeframe	Implementing Agency	Remarks
Dental room, laboratories, waiting bay, Biochem analyzer, and Mortuary:									

5. Construction/ Completion of Maternity wing/MCH, admin block, ablution, kitchen, PSC block, Incinerators, Placenta pit, fencing, latrines, and wards	<p>Bomachoge Borabu</p> <p>i. Magena HC, ii. Eberege HC, iii. Magenche HC, iv. Omobera D, v. Itembu D, vi. Kiango D</p> <p>Nyaribari Chache</p> <p>i. Gianchere D, ii. Nyaguta HC, iii. Nyakwana D, iv. Bobaracho HC, v. Nyamemiso D, vi. Ibeno SCH, vii. Nyanko HC, viii. Nyamanengo D, ix. Taracha HC, x. Nyansira HC, xi. Irondi D, xii. Masongo HC, xiii. Nyansancha D, xiv. Nyaura D, xv. Otamba D, xvi. Masongo HC, xvii. Birongo D, xviii. Nyang'eni D</p> <p>Kitutu Chache South</p> <p>i. Kioge D,</p>	To provide patients with a variety of high quality services closer to them and reduce referrals		Resource Mobilization, procurement, construction	1,200	KCG/GoK/ Partners	2018-2022	County Health Services	This is geared towards increasing accessibility of services
--	--	---	--	--	-------	-------------------	-----------	------------------------	---

4. SECTOR NAME: HEALTH SERVICES

4.1. Programme Name: Medical Services

(a) New Project Proposals

Project Name/	Location	Objectives	Targets	Description of Activities	Cost (KShs.) Million	Source of funding	Timeframe	Implementing Agency	Remarks
---------------	----------	------------	---------	---------------------------	----------------------	-------------------	-----------	---------------------	---------

	<p>ii. Matieko D iii. Keera D, iv. Mwamogesa D, v. Nyaore D, vi. Matongo HC, vii. Mwamogesa-Igege HC viii. Omokokobo D ix. Getionko D x. Nyabururu D xi. Kiamwasi D xii. Getembe D</p> <p>Bomachoge Chache i. Keragia D, ii. Maroba D, iii. Egetonto D, iv. Egetuki D, v. Moogi D, vi. Nyamasege D, vii. Maroba D, viii. Keragia D, ix. Misesi SCH, x. Omorembe SCH</p> <p>Kitutu Chache North i. Sieka HF, ii. Omoraa HC, iii. Kiobonyo D, iv. Eramba HF, v. Entanda HF, vi. Isecha HF, vii. Kegogi HF, viii. Nyagoto HF ix. Nyabonge HF x. Nyabworoba D</p>								
--	---	--	--	--	--	--	--	--	--

4. SECTOR NAME: HEALTH SERVICES

4.1. Programme Name: Medical Services

(a) New Project Proposals

Project Name/	Location	Objectives	Targets	Description of Activities	Cost (KShs.) Million	Source of funding	Timeframe	Implementing Agency	Remarks
	xi. Engoto PAG D xii. Getionko HC xiii. Nyanchogu HC South Mogirango i. Nyatike HC, ii. Giantunda D, iii. Nyamogonchoro HC, iv. Nyabiosi HC, v. Eburu D, vi. Suguta SCH, vii. Boige HC, viii. Omogwa D, ix. Kiagware D, x. Openda D, xi. Moticho HC, xii. Gotichaki HC, xiii. Bokima D, xiv. Nyakeiboirere D, xv. Nyagenke D Nyaribari Masaba i. Ibacho SCH, ii. Sosera HC, iii. Ikorongo D, iv. Geteri D, v. Gesusu SCH, vi. Kiamokama SCH, vii. Ramasha HF, viii. Ekerubo HC, ix. Nyamagesa D, x. Emeroka D, xi. Nyasike D, xii. Kenyerere HC, xiii. Sosera HC, xiv. Kienyani HC,								

4. SECTOR NAME: HEALTH SERVICES

4.1. Programme Name: Medical Services

(a) New Project Proposals

Project Name/	Location	Objectives	Targets	Description of Activities	Cost (KShs.) Million	Source of funding	Timeframe	Implementing Agency	Remarks
	xv. Rionsoti D								
	Bobasi								
	i. Itumbe D,								
	ii. Kionyo SCH,								
	iii. Nyakegogi HF,								
	iv. Nyamokenye HF,								
	v. Kiobegi HF,								
	vi. Inyachogochogo HF,								
	vii. Kenyambi HF,								
	viii. Nyachenge D,								
	ix. Nyachekei SCH,								
	x. Nyagiki D,								
	xi. Kenyoro D,								
	xii. Gesabakwa HC,								
	xiii. Kenyerere SCH,								
	xiv. Gesure D,								
	xv. Nyansakia HC,								

<p>xvi. Omosaria D,</p> <p>xvii. Rusinga D,</p> <p>xviii. Itibo Eramani HF,</p> <p>xix. Sugubo D,</p> <p>xx. Motonto D,</p> <p>xxi. Borangi HC,</p> <p>xxii. Nyaboterere HC,</p> <p>xxiii. Nyangusu HC,</p> <p>xxiv. Gionsario HC,</p> <p>xxv. Ebiosi D</p> <p>Bonchari SC</p> <p>i. Entanke D, ii. Nyamagundo D, iii. Isamwera D, iv. Riotanchi HC, v. Bitare HC, vi. Nyamagiri D,</p>									
--	--	--	--	--	--	--	--	--	--

4. SECTOR NAME: HEALTH SERVICES									
4.1. Programme Name: Medical Services									
(a) New Project Proposals									
Project Name/	Location	Objectives	Targets	Description of Activities	Cost (KShs.) Million	Source of funding	Timeframe	Implementing Agency	Remarks

	vii. Iyabe SCH, viii. Nyabioto D, ix. Ekerubo D, x. Riana SCH, xi. Oroche D, xii. Gesuguri D, xiii. Nyabioto D, xiv. Kiaruta HC								
6. Landscaping, Drainage, Renovation:	<p>Bomachoge Borabu</p> <p>i. Itembu D, ii. Kiango D</p> <p>Kitutu Chache North</p> <p>i. Marani SCH, ii. Sieka HF, iii. Eramba HF, iv. Entanda HF, v. Isecha HF,</p> <p>Nyaribari Chache</p> <p>i. Keumbu SCH, ii. Kiogoro SCH, iii. Ibeno SCH, iv. Nyanko HC, v. Taracha HC, vi. Nyaguta HC, vii. Masongo HC, viii. Nyanko HC, ix. Taracha HC, x. Nyansira HC, xi. Nyakwana D, xii. Bobaracho HC, xiii. Irondi D, xiv. Nyamanengo D, xv. Nyansancha D, xvi. Nyaura D,</p>	To improve working environment	Standard working environment	Resource Mobilization, Development of BoQs, procurement, Renovation	200	KCG/GoK/ partners	By 2022	County Health Services	This is geared towards increasing accessibility of services

4. SECTOR NAME: HEALTH SERVICES

4.1. Programme Name: Medical Services

(a) New Project Proposals

Project Name/	Location	Objectives	Targets	Description of Activities	Cost (KShs.) Million	Source of funding	Timeframe	Implementing Agency	Remarks
	xvii. Otamba D, xviii. Nyamemiso D, Kitutu Chache North i. Marani SCH, ii. Sieka HF, iii. Eramba HF, iv. Entanda HF, v. Isecha HF, vi. Kegogi HF, vii. Nyagoto HF Kitutu Chache South i. Keera D, ii. Nyaore D, iii. Matongo HC, iv. Mosocho market D, v. Raganga HC, vi. Gesarara HC, vii. Mwamogesa-Igege HC Bobasi i. Nyamache SCH, ii. Itumbe D, iii. Kionyo SCH, iv. Nyachenge D, v. Kenyoro D,								

vi.	Gesabakwa HC,								
vii.	Gesure D,								
viii.	Nyansakia HC,								
ix.	Motonto D,								
x.	Borangi HC								
Bomachoge Chache									
i.	Misesi SCH,								

4. SECTOR NAME: HEALTH SERVICES

4.1. Programme Name: Medical Services

(a) New Project Proposals

Project Name/	Location	Objectives	Targets	Description of Activities	Cost (KShs.) Million	Source of funding	Timeframe	Implementing Agency	Remarks
---------------	----------	------------	---------	---------------------------	----------------------	-------------------	-----------	---------------------	---------

	ii. Egetuki D, iii. Omorembe SCH South.Mugirango i. Kiagware D, ii. Nyatike HC, iii. Moticho HC, iv. Nyamogonchoro HC, v. Nyakeiboire D, vi. Nyagenke D Nyaribari Masaba i. Masimba SCH, ii. Kenyerere HC, iii. Nyamasibi SCH Bonchari i. Ekerubo D, ii. Riana SCH, iii. Nyabioto D, iv. Riotanchi HC, v. Bitare HC, vi. Oroche D, vii. Ekerubo D								
7. Electricity installation, Energy Reticulation, Solar system, Generator.	Bomachoge Borabu i. Itembu D Kitutu Chache North ii. Entanda HF, iii. Isecha HF, Nyaribari Chache i. Irondi D, ii. Nyamanengo D, iii. Nyansancha D, iv. Nyaura D, v. Otamba D	To provide efficient health services 24 hrs a day	24 hours working facilities	Resource Mobilization, procurement, Installation	100	KCG/GoK/ partners	2018- 2022	County Health Services	This is geared towards increasing accessibility of services

4. SECTOR NAME: HEALTH SERVICES

4.1. Programme Name: Medical Services

(a) New Project Proposals

Project Name/	Location	Objectives	Targets	Description of Activities	Cost (KShs.) Million	Source of funding	Timeframe	Implementing Agency	Remarks
	<p>Kitutu Chache North i. Nyagoto HC</p> <p>Kitutu Chache South i. Keera D, ii. Nyaore D, iii. Matongo HC, iv. Mosocho market D, v. Raganga HC, vi. Mwamogesa-Igege HC</p> <p>Bomachoge Chache i. Misesi SCH, ii. Egetuki D,</p> <p>South Mogirango i. Kiagware D, ii. Nyatike HC, iii. Moticho HC, iv. Nyamogonchoro HC, v. Nyakeiboirere D, vi. Nyagenke D</p> <p>Nyaribari Masaba i. Kenyerere HC, ii. Kienyani HC, iii. Rionsoti D</p> <p>Bonchari i. Ekerubo D, ii. Nyabioto D, iii. Riotanchi HC, iv. Bitare HC,</p>								

4. SECTOR NAME: HEALTH SERVICES

4.1. Programme Name: Medical Services

(a) New Project Proposals

Project Name/	Location	Objectives	Targets	Description of Activities	Cost (KShs.) Million	Source of funding	Timeframe	Implementing Agency	Remarks
	v. Oroche D, vi. Gesuguri Bobasi i. Nyamache SCH, ii. Kenyerere SCH, iii. Itibo Eramani HF, iv. Sugubo D, v. Motonto D, vi. Gesure D, vii. Gionsario HC								

8. Purchase of ICT equipment, water storage tank, and water harvesting	<p>Bomachoge Borabu i. Kenyeny SCH</p> <p>Nyaribari Chache i. Keumbu SCH, ii. Nyamanengo D, iii. Taracha HC, iv. Nyansira HC, v. Nyaura D, vi. Nyamemiso D</p> <p>Kitutu Chache South i. Oresi SCH, ii. Getembe D, iii. Kiamwasi D, iv. Mwamogesa-Igege HC</p> <p>Bomachoge Chache i. Egetonto D, ii. Keragia D, iii. Omorembe SCH, iv. Misesi SCH v. Maraba D</p>	To provide quality healthcare and reduce referrals of patients	Link all facilities to the HQs	Resource Mobilization, procurement, Purchase, Delivery of procured services	50	KCG	2018-2022	County Health Services	This is geared towards increasing accessibility of services
--	--	--	--------------------------------	---	----	-----	-----------	------------------------	---

4. SECTOR NAME: HEALTH SERVICES

4.1. Programme Name: Medical Services

(a) New Project Proposals

Project Name/	Location	Objectives	Targets	Description of Activities	Cost (KShs.) Million	Source of funding	Timeframe	Implementing Agency	Remarks
---------------	----------	------------	---------	---------------------------	----------------------	-------------------	-----------	---------------------	---------

	<p>South Mugirango</p> <p>i. Omogwa D, ii. Nyakeiboire D, iii. Nyagenke D</p> <p>Bonchari</p> <p>i. Entanke D, ii. Ekerubo D, iii. Iyabe SCH, iv. Riana SCH</p>								
9.	<p>Construction/ Completion/ Renovation of staff houses and staff amenities</p> <p>Bomachoge Borabu i. Kiango D, ii. Magenche HC</p> <p>Nyaribari Chache</p> <p>i. Keumbu SCH, ii. Taracha HC</p> <p>Kitutu Chache North</p> <p>i. Marani SCH, ii. Sieka HF, iii. Eramba HF, iv. Isecha HF, v. Kegogi HF, vi. Nyagoto HF</p> <p>Kitutu Chache South</p> <p>i. Keera D, ii. Getembe D, iii. Matongo HC</p> <p>Bomachoge Chache</p> <p>i. Moogi D, ii. Omorembe SCH</p> <p>South Mugirango</p> <p>i. Gotichaki HC,</p>	To ensure uninterrupted (24 hr) provision of Healthcare services to Mwananchi	Resource Mobilization, procurement, construction	250	KCG	2018-2022	County Health Services	This is geared towards increasing accessibility of services	

4. SECTOR NAME: HEALTH SERVICES

4.1. Programme Name: Medical Services

(a) New Project Proposals

Project Name/	Location	Objectives	Targets	Description of Activities	Cost (KShs.) Million	Source of funding	Timeframe	Implementing Agency	Remarks
	<p>ii. Bokimai D, iii. Moticho HC, iv. Eburi D, v. Openda D, vi. Kiagware D, vii. Nyakeiboire D, viii. Nyagenke D</p> <p>Nyaribari Masaba i. Nyamasibi SCH, ii. Sosea HC, iii. Ikorongo D, iv. Nyasike D, v. Emeroka D</p> <p>Bonchari i. Gesuguri D, ii. Kiaruta HC, iii. Nyamagiri D, iv. Nyamagundo SCH, v. Bitare HC, vi. Ekerubo D, vii. Riana SCH, viii. Oroche D, ix. Nyabioto D, x. Riotanchi HC, xi. Entanke D</p> <p>Bobasi i. Itumbe D, ii. Kionyo SCH, iii. Nyakegogi HF, iv. Nyamokenye HF, v. Kiobegi HF,</p>								

4. SECTOR NAME: HEALTH SERVICES

4.1. Programme Name: Medical Services

(a) New Project Proposals

Project Name/	Location	Objectives	Targets	Description of Activities	Cost (KShs.) Million	Source of funding	Timeframe	Implementing Agency	Remarks
	vi. Nyachogochogo HF, vii. Kenyambi HF Nyachenge D, ix. Nyagiki D, x. Kenyoro D, xi. Gesabakwa HC, xii. Gesure D, xiii. Nyansakia HC, xiv. Omosaria D, xv. Rusinga D, xvi. Itibo Eramani HF, xvii. Sugubo D, xviii. Motonto D, xix. Gionsario HC, xx. Ebiosi D								
10. Construction of New Health Facilities/K MTC College:	<p>Nyaribari Chache i. Boronyi D, ii. Amariba D, iii. Nyamagwa D</p> <p>Bobasi i. Kerongorori D, ii. Tongeri D</p> <p>Bomachoge Chache i. KMTC college at Ogembo</p> <p>Kitutu Chache North i. Ngokoro HC, ii. Ogango D, iii. Nyakeyo HC iv. Nyakoora</p>	To bring healthcare services closer to Mwananchi	To reduce the the distance	Resource Mobilization, procurement, construction	200	KCG	2018- 2022	County Health Services	This is geared towards increasing accessibility of services

	Kitutu Chache South i. Kianyabinge HC								
--	---	--	--	--	--	--	--	--	--

5. SECTOR NAME: LAND, PHYSICAL PLANNING AND URBAN DEVELOPMENT

5.1. Urban Infrastructure Development Services

(a). On-going Projects

11. Installation of Street Lighting

The objective of this project is to enhance security in trading centres in the County

No.	Project Name/ Location	Description of Activities (Key Outputs)	Cost (Kshs.)	Source of funding	Timeframe	Implementing Agency
1	Sameta Mokwerero	Installation of pole, solar panel and battery. Installation of charger controller and Led lighting	1,540,000	KCG	December 2018	Urban Development
2	Magenche	Installation of charger controller and Led lighting	1,980,000	KCG	December 2018	Urban Development
3	Nyatieko	Installation of pole, solar panel and battery. Installation of charger controller and Led lighting	230,000	KCG	December 2018	Urban Development
4	Bassi Central	Installation of charger controller and Led lighting	2,200,000	KCG	December 2018	Urban Development
5	Bassi Chache	Installation of pole, solar panel and battery. Installation of charger controller and Led lighting	1,320,000	KCG	December 2018	Urban Development
6	Masige West	Installation of charger controller and Led lighting	1,760,000	KCG	December 2018	Urban Development
7	Nyachekei	Installation of pole, solar panel and battery.	1,980,000	KCG	December 2018	Urban Development
8	Gesusu	Installation of charger controller and Led lighting	2,220,000	KCG	December 2018	Urban Development
9	Nyamasibi	Installation of pole, solar panel and battery.	1,540,000	KCG	December 2018	Urban Development
10	Bobaracho	Installation of charger controller and Led lighting	1,760,000	KCG	December 2018	Urban Development
11	Birongo	Installation of charger controller and Led lighting	1,980,000	KCG	December 2018	Urban Development
12	Bogiakumu	Installation of charger controller and Led lighting	1,100,000	KCG	December 2018	Urban Development
13	Bogetenga	Installation of charger controller and Led lighting	1,320,000	KCG	December 2018	Urban Development

14	Birongo market, Chirichiro market, Kenyerere, Taracha and Nyaturubu – Nyaribari Chache	Installation of charger controller and Led lighting	1,840,000	KCG	December 2018	Urban Development
16	Nyangusu Market Omobondo, Maji Mazuri, Suguta, Matierio, Emenwa- Bobasi	Installation of foundations. Installation of pole, solar panel and battery. Installation of charger controller and Led lighting	3,220,000	KCG	December 2018	Urban Development
17	Nyabitunwa, Riokindo, Getenga, Kiru,	Installation of foundations.	1,380,000	KCG	December	Urban
5. SECTOR NAME: LAND, PHYSICAL PLANNING AND URBAN DEVELOPMENT						
5.1. Urban Infrastructure Development Services						
(a). On-going Projects						
<i>II. Installation of Street Lighting</i>						
The objective of this project is to enhance security in trading centres in the County						
No.	Project Name/ Location	Description of Activities (Key Outputs)	Cost (Kshs.)	Source of funding	Timeframe	Implementing Agency
	Omobera, Kenyoro in Bomachoge Borabu	Installation of pole, solar panel and battery. Installation of charger controller and LED lighting			2018	Development
18	Suneka, Motonto, Kiabusura, Nyangiti, Nyakiogiro, Ekerubo, Bitare- In Bonchari	Installation of foundations. Installation of pole, solar panel and battery. Installation of charger controller and LED lighting	2,990,000	KCG	December 2018	Urban Development
19	Kegogi Market, Nyakeyo Market, Nyakoora Market- Kitutu Chache North	Installation of foundations. Installation of pole, solar panel and battery. Installation of charger controller and LED lighting	2,530,000	KCG	December 2018	Urban Development
20	Gusii stadium- Nyanchwa route	Installation of foundations. Installation of pole, solar panel and battery. Installation of charger controller and LED lighting	1,500,000	KPLC	December 2018	KPLC
21	Mwembe-Minyinkwa route	Installation of foundations. Installation of pole, Installation of Led lighting and controller	2,000,000	KPLC	June 2018	KPLC
22	Gensonso-Suneka Route	Installation of foundations. Installation of pole, Installation of Led lighting and controller	3,000,000	KPLC	June 2018	KPLC
23	Daraja moja- Bobaracho route	Installation of foundations. Installation of pole, Installation of Led lighting and controller	2,400,000	KPLC	December 2018	KPLC

(b) New project proposals**1. Installation of Street Lighting**

No.	Project Name	Location	Objectives	Targets	Description of Activities	Cost (Kshs.) millions	Source of funding	Timeframe	Implementing Agency	Remarks
1	i. Kiareni ii. Kendegere iii. Gesabakwa iv. Mbanda v. Nyagonye	Marani Ward	Enhance security/ Extend trading hours	7 poles	Installation of foundations. Installation of pole, solar panel and battery. Installation of charger controller and LED lighting	2.1	KCG	June 2021	Urban Development	The Government to partner with development partners to install more poles
2	i. Eronge, ii. Kyoreragogo iii. Bomburia Mkt iv. Kayore Shopping Center v. Ragogo Shopping Cntr vi. Monyerero Junction vii. Entanda viii. Rianzaoga Stage ix. Itibonge Stage	Monyerero Ward	Enhance security/ Extend trading hours	19 poles	Installation of foundations. Installation of pole, solar panel and battery. Installation of charger controller and LED lighting	3.8	KCG	June 2021	Urban Development	The Government to partner with development partners to install more poles

3	i. Sensi Mkt ii. Nyabonge Coffee Factory iii. Geturi Junction iv. Nyabara Inye Jctn v. Masakwe TBC vi. Sensi Chief's Camp vii. Ikongoche viii. Itare TBC ix. Getionko Pri x. Naygoto Center	Sensi Ward	Enhance security/ Extend trading hours	16 poles	Installation of foundations. Installation of pole, solar panel and battery. Installation of charger controller and LED lighting	3.2	KCG	June 2021	Urban Development	The Government to partner with development partners to install more poles
4	i. Matongo Mkt ii. St.Mary's Pri iii. St.Peter's Soko iv. Rionyonka	Bogeka Ward	Enhance security/ Extend trading hours	18 poles	Installation of foundations. Installation of pole, solar panel and	3.4	KCG	June 2021	Urban Development	The Government to partner with development partners to install

(b) New project proposals

1. Installation of Street Lighting

No.	Project Name	Location	Objectives	Targets	Description of Activities	Cost (Kshs.) millions	Source of funding	Timeframe	Implementing Agency	Remarks
	v. St.Barbara Catholic vi. Nyaore Ebate vii. Mariba Pri Sch viii. Nyaore Pri Sch ix. Nyonsia Pri Sch				battery. Installation of charger controller and LED lighting					more poles

5	i. Egesa-Jokevilla Semo-Nyabikondo Nyamatato-Matoke- Nyasani iv. Nyambera- Windspark v. Omache-Omosocho- Ekayaba vi. Nubia Social Hall- Darajambili Pri vii. NyabikondoBogecho	ii. iii.	Kitutu Central Ward	Enhance security/ Extend trading hours	23 poles	Installation of foundations. Installation of pole, solar panel and battery. Installation of charger controller and LED lighting	3.9	KCG	June 2021	Urban Development	The Government to partner with development partners to install more poles
6	i. Nyabigena, ii. Omogwa		Bogetenga Ward	Enhance security/ Extend trading hours	7 poles	Installation of foundations. Installation of pole, solar panel and battery. Installation of charger controller and LED lighting	2.1	KCG	June 2021	Urban Development	The Government to partner with development partners to install more poles
7	i. Riariga ii. Gianchere		Keumbu Ward	Enhance security/ Extend trading hours	8 poles	Installation of foundations. Installation of pole, solar panel and battery. Installation of charger controller and LED lighting	2.4	KCG	June 2021	Urban Development	The Government to partner with development partners to install more poles
8	i. Ibencho ii. Mesabakwa,		Bosoti Sengera Ward	Enhance security/ Extend trading hours	9 solar poles	Installation of foundations.	2.7	KCG	June 2021	Urban Development	The Government to partner with

(b) New project proposals

1. Installation of Street Lighting

No.	Project Name	Location	Objectives	Targets	Description of Activities	Cost (Kshs.) millions	Source of fundin g	Timefram e	Implementin g Agency	Remarks
-----	--------------	----------	------------	---------	------------------------------	-----------------------------	-----------------------------	---------------	-------------------------	---------

	iii. Nyamasege		hours		Installation of pole, solar panel and battery. Installation of charger controller and LED lighting					development partners to install more poles
9	i. Matunwa ii. Amariba	Kiogoro Ward	Enhance security	8	Installation of foundations. Installation of pole, solar panel and battery. Installation of charger controller and LED lighting	2.4	KCG	June 2021	Urban Development	The Government to partner with development partners to install more poles
10	i. Mogweko, ii. Kiamokama Mkt	Kiamokama Ward	Enhance security/ Extend trading hours	9	Installation of foundations. Installation of pole, solar panel and battery. Installation of charger controller and LED lighting	2.7	KCG	June 2021	Urban Development	The Government to partner with development partners to install more poles
11	i. Egetuki, ii. Bara inne	Machoge Bassi Ward	Enhance security/ Extend trading hours	7	Installation of foundations. Installation of pole, solar panel and battery. Installation of charger controller and LED lighting	2.1	KCG	June 2021	Urban Development	The Government to partner with development partners to install more poles
12	i. Itumbe, ii. Nyakeyo Mkt	Kegogi Ward	Enhance security/ Extend trading hours	7	Installation of foundations. Installation of pole, solar panel and battery. Installation of	2.1	KCG	June 2021	Urban Development	The Government to partner with development partners to install more poles

(b) New project proposals

1. Installation of Street Lighting

No.	Project Name	Location	Objectives	Targets	Description of Activities	Cost (Kshs.) millions	Source of funding	Timeframe	Implementing Agency	Remarks
					charger controller and LED lighting					
13	i. Ogembo Town ii. Maroba iii. Keragia Mkts	Boochi Tendere Ward	Enhance security/ Extend trading hours	8	Installation of foundations. Installation of pole, solar panel and battery. Installation of charger controller and LED lighting	2.4	KCG	June 2021	Urban Development	The Government to partner with development partners to install more poles
14	i. Nyakeiborere, ii. Esaka	Boikanga Ward	Enhance security/ Extend trading hours	9	Installation of foundations. Installation of pole, solar panel and battery. Installation of charger controller and LED lighting	2.7	KCG	June 2021	Urban Development	The Government to partner with development partners to install more poles
15	i. Itumbe ii. Itibo Mkts	Bassi Chache ward	Enhance security/ Extend trading hours	9	Installation of foundations. Installation of pole, solar panel and battery. Installation of charger controller and LED lighting	2.7	KCG	June 2021	Urban Development	The Government to partner with development partners to install more poles
16	i. Roitoigo, ii. Raganga mkt	Bogusero Ward	Enhance security/ Extend trading hours	8	Installation of foundations. Installation of pole, solar panel and battery. Installation of charger controller and LED lighting	2.4	KCG	June 2021	Urban Development	The Government to partner with development partners to install more poles
17	i. Ekona,	Nyamasibi Ward	Enhance security/	7	Installation of	2.1	KCG	June 2021	Urban	The Government

(b) New project proposals**1. Installation of Street Lighting**

No.	Project Name	Location	Objectives	Targets	Description of Activities	Cost (Kshs.) millions	Source of funding	Timeframe	Implementing Agency	Remarks
	ii. Nyasike Mkt		Extend trading hours		foundations. Installation of pole, solar panel and battery. Installation of charger controller and LED lighting				Development	to partner with development partners to install more poles
18	i. Kiobegi, ii. Nyabite Mkts	Masige East Ward	Enhance security/ Extend trading hours	9	Installation of foundations. Installation of pole, solar panel and battery. Installation of charger controller and LED lighting	2.7	KCG	June 2021	Urban Development	The Government to partner with development partners to install more poles
19	i. Geteri, ii. Riochungo Mkt	Gesusu Ward	Enhance security/ Extend trading hours	6	Installation of foundations. Installation of pole, solar panel and battery. Installation of charger controller and LED lighting	1.8	KCG	June 2021	Urban Development	The Government to partner with development partners to install more poles
20	i. Kenyerere, ii. Rise Mkt	Sameta Mokwerero Ward	Enhance security/ Extend trading hours	7	Installation of foundations. Installation of pole, solar panel and battery. Installation of charger controller and LED lighting	2.1		June 2021	Urban Development	The Government to partner with development partners to install more poles

21	i. Nyabitunwa, ii. Kiiru mkts	Bokimonge Ward	Enhance security/ Extend trading hours	8	Installation of foundations. Installation of pole, solar panel and battery.	2.4	KCG	June 2021	Urban Development	The Government to partner with development partners to install more poles
----	-------------------------------	----------------	---	---	--	-----	-----	-----------	-------------------	---

(b) New project proposals

1. Installation of Street Lighting

No.	Project Name	Location	Objectives	Targets	Description of Activities	Cost (Kshs.) millions	Source of funding	Timeframe	Implementing Agency	Remarks
					Installation of charger controller and LED lighting					
22	i. Ichuni, ii. Getare Mkts	Ichuni Ward	Enhance security/ Extend trading hours	9	Installation of foundations. Installation of pole, solar panel and battery. Installation of charger controller and LED lighting	2.7	KCG	June 2021	Urban Development	The Government to partner with development partners to install more poles
23	i. Arura, ii. Ekerongo iii. Metaburo Mkts	Getenga Ward	Enhance security/ Extend trading hours	7	Installation of foundations. Installation of pole, solar panel and battery. Installation of charger controller and LED lighting	2.1	KCG	June 2021	Urban Development	The Government to partner with development partners to install more poles

24	i. Ramoya, ii. Nyamue mkts	Tabaka Ward	Enhance security/ Extend trading hours	8	Installation of foundations. Installation of pole, solar panel and battery. Installation of charger controller and LED lighting	2.4	KCG	June 2021	Urban Development	The Government to partner with development partners to install more poles
25	i. Igare, ii. Riobara	Bobasi Boitangare ward	Enhance security/ Extend trading hours	8	Installation of foundations. Installation of pole, solar panel and battery. Installation of charger controller and LED lighting	2.4	KCG	June 2021	Urban Development	The Government to partner with development partners to install more poles
26	i. Rianyachae,	Bobaracho ward	Enhance security/	7	Installation of	2.1	KCG	June 2021	Urban	The Government

(b) New project proposals

1. Installation of Street Lighting

No.	Project Name	Location	Objectives	Targets	Description of Activities	Cost (Kshs.) millions	Source of fundin g	Timefram e	Implementin g Agency	Remarks
	ii. Nyamage		Extend trading hours		foundations. Installation of pole, solar panel and battery. Installation of charger controller and LED lighting				Development	to partner with development partners to install more poles
27	i. Mosiabano, ii. Kirwanda Mkts	Bogiakumu ward	Enhance security/ Extend trading hours	8	Installation of foundations. Installation of pole, solar panel and battery. Installation of charger controller and LED lighting	2.4	KCG	June 2021	Urban Development	The Government to partner with development partners to install more poles

28	i. Riomanga, ii. Nyabara inye crossroads	Boochi Borabu ward	Enhance security/ Extend trading hours	7	Installation of foundations. Installation of pole, solar panel and battery. Installation of charger controller and LED lighting	2.1	KCG	June 2021	Urban Development	The Government to partner with development partners to install more poles
29	Nyacheki, i. Isena- ii. Nyamuya Mkts	Nyacheki ward	Enhance security/ Extend trading hours	7	Installation of foundations. Installation of pole, solar panel and battery. Installation of charger controller and LED lighting	2.1	KCG	June 2021	Urban Development	The Government to partner with development partners to install more poles
30	i. Kioge, ii. Sara	Nyakoe Ward	Enhance security/ Extend trading hours	8	Installation of foundations. Installation of pole, solar panel and battery.	2.4	KCG	June 2021	Urban Development	The Government to partner with development partners to install more poles

(b) New project proposals

1. Installation of Street Lighting

No.	Project Name	Location	Objectives	Targets	Description of Activities	Cost (Kshs.) millions	Source of funding	Timeframe	Implementing Agency	Remarks
					Installation of charger controller and LED lighting					

31	i. Chirichiro, ii. Birongo	Birongo Ward		7	Installation of foundations. Installation of pole, solar panel and battery. Installation of charger controller and LED lighting	2.1	KCG	June 2021	Urban Development	The Government to partner with development partners to install more poles
32	i. Riamarang, ii. Rigena mkts	Ibeno Ward		8	Installation of foundations. Installation of pole, solar panel and battery. Installation of charger controller and LED lighting	2.4	KCG	June 2021	Urban Development	The Government to partner with development partners to install more poles
33	i. Ibancho, ii. Mokorogoinwa, iii. Bonyakoni Mkts	Masimba Ward	Enhance security/ Extend trading hours	8	Installation of foundations. Installation of pole, solar panel and battery. Installation of charger controller and LED lighting	2.4	KCG	June 2021	Urban Development	The Government to partner with development partners to install more poles
34	i. Mwamogesa Dispensary, ii. Bochura, iii. Omosocho iv. Iteresi	Kitutu Central Ward	Enhance security/ Extend trading hours	9	Installation of foundations. Installation of pole, solar panel and battery. Installation of charger controller and LED lighting	2.7	KCG	June 2021	Urban Development	The Government to partner with development partners to install more poles
35	i. Matuta, Getare	Masige West Ward	Enhance security/	8	Installation of	2.4	KCG	June 2021	Urban	The Government

(b) New project proposals

1. Installation of Street Lighting

No.	Project Name	Location	Objectives	Targets	Description of Activities	Cost (Kshs.) millions	Source of funding	Timeframe	Implementing Agency	Remarks
	mkts		Extend trading hours		foundations. Installation of pole, solar panel and battery. Installation of charger controller and LED lighting				Development	to partner with development partners to install more poles
36	i. Eberege, ii. Nyagancha Mkts	Magenche Ward	Enhance security/ Extend trading hours	8	Installation of foundations. Installation of pole, solar panel and battery. Installation of charger controller and Led lighting	2.4	KCG	June 2021	Urban Development	The Government to partner with development partners to install more poles
37	i. Mogumo, ii. Nyabieyo Mkts	Ward	Enhance security/ Extend trading hours	8	Installation of foundations. Installation of pole, solar panel and battery. Installation of charger controller and LED lighting	2.4	KCG	June 2021	Urban Development	The Government to partner with development partners to install more poles
38	i. Nyangusu, ii. Kionduso Mkts	Bassi Bogetaorio ward	Enhance security/ Extend trading hours	7	Installation of foundations. Installation of pole, solar panel and battery. Installation of charger controller and LED lighting	2.1	KCG	June 2021	Urban Development	The Government to partner with development partners to install more poles
39	i. Motonto ii. Itibo Mkts	Bomorenda ward	Enhance security/ Extend trading hours	7	Installation of foundations. Installation of pole, solar panel and	2.1	KCG	June 2021	Urban Development	The Government to partner with development partners to install more poles

(b) New project proposals										
<i>1. Installation of Street Lighting</i>										
No.	Project Name	Location	Objectives	Targets	Description of Activities	Cost (Kshs.) millions	Source of funding	Timeframe	Implementing Agency	Remarks
					battery. Installation of charger controller and LED lighting					

5.2. Physical Planning Services

(a) On-going projects

1. Development of Spatial Plan

The objective of this project is to guide development of physical infrastructure in Ogembo Town

No.	Project Name/ Location	Description of Activities (Key Outputs)	Cost (Kshs.)	Source of funding	Timeframe	Implementing Agency
1.	Ogembo Town Integrated Development Plan	Evidence-based planning issues (challenges and potential) report, up to date base map, Agreed Priorities	58 Million	KCG	June 2019	Physical planning

(b) New Project Proposals

1. Preparation of Urban Development Plans

No.	Project Name/Location	Objectives	Targets	Description of Activities	Cost (Kshs.) millions	Source of funding	Timeframe	Implementing Agency	Remarks
1	Keumbu Urban Plan	To guide development of physical infrastructure in Keumbu urban center.	1	Collection of spatial data. Geospatial mapping.	40	KCG/Development partners	June 2019	Physical Planning	The County to write proposals to development partners to assist in development of the Plan
2	Marani Urban Plan	To guide development of physical infrastructure in Marani urban center.	1	Collection of spatial data. Geospatial mapping.	30	KCG/Development partners	June 2020	Physical Planning	The County to write proposals to development partners to assist in development of the Plan

3	Mosocho Urban Plan	To guide development of physical infrastructure in Mosocho urban center.	1	Collection of spatial data. Geospatial mapping.	30	KCG/Development partners	June 2021	Physical Planning	The County to write proposals to development partners to assist in development of the Plan
4	Kisii County Spatial	To guide	1	Collection of	250	KCG/Development	June 2021	Physical	The County to
	Plan	development of physical infrastructure across the County		spatial data. Geospatial mapping		partners		Planning	write proposals to development partners to assist in development of the Plan

6. SECTOR NAME: ROADS, PUBLIC WORKS, TRANSPORT AND HOUSING

6.1. Programme Name: Roads Development

(a) On going Projects

1. *Tarmacking of County roads*

The Objective of this project is to increase increase road network and improve transportation in the County.

No	Project Name/ Location	Description of Activities	Cost (Kshs) Million	Sources of Funding	Time frame	Implementing Agency
1	Mogonga-Kenyenya-Riokindo-Nyabitunwa/Riokindo-MagencheKenyanya/Mariba-Nyagancha-Eberege-Daraja Road	Tarmacking and storm water management	2,200	GoK	2016-2020	KERRA
2	Gudka-Botori Road	Tarmacking and storm water management	500	GoK	2017-2019	KURRA
3	Keboko Nyangoso-Nyamache Road	Tarmacking and storm water control	1,200	GoK	2017-2022	KERRA
4	Metembe-Owalo-Rioma-Marani-Ngenyi-Bobaracho-RiagogoKionyangi-Riibirai/Kionyangi-Bumburia-Kegogi-Nyakoora-Rioma-Gesieka-Nyaore-Marani Road	Tarmacking and storm water control	3,000	GoK	2016-2019	KERRA
5	Kisii Nyaramba Road	Tarmacking and storm water control	186.4	GoK	2017-2020	KERRA
6	Sirari-Kisii Road	Tarmacking and storm water control	9,500	GoK	2017-2022	KERRA
7	Omoriamu-Kenyenya-Ibencho-Nyamasege-Ogembo-Motonto/Paraine-Mesesi/Mesesi-Tabaka/Bonyancha-IkobaMaroba-Nyabisiongororo/Bonyancha-Iyabe/Nyamasege-Nyakeo/Sengera-Riongoro-Nyansara/Sengerasch-Nyakoiba Road	Tarmacking and storm water control	3,600	GoK	2018-2022	KERRA
8	Nyakoe- Marani- Ngokoro- Kegogi Road	Tarmacking and storm water control	3,500	GoK	2018-2022	KERRA

6.2. Programme Name: Roads Development

(b) New Project Proposals

1. Roads maintenance

The Objective of this project is to improve accessibility within the County.

No.	Project Name	Project Location	Description of Activities	Cost (Kshs) Million	Sources of Funding	Time frame	Implementing Agency
1	Masimba-Riuri Road	Masimba Ward	Batch filling, culvert cleaning, installation and drainage system	3	KCG	2018-2022	Roads Directorate
2	Riasena-Nyamasibi Road	Nyamasibi Ward	Batch filling, culvert cleaning, installation and drainage system	3	KCG	2018-2022	Roads Directorate
3	GeteriDisp-Riaisoe Road	Gesusu Ward	Batch filling, culvert cleaning, installation and drainage system	3	KCG	2018-2022	Roads Directorate
4	Kiamokama-Mobamba-Moremani Road	Kiamokama Ward	Batch filling, culvert cleaning, installation and drainage system	3	KCG	2018-2022	Roads Directorate
5	Riuri-Mosisa Road	Masimba Ward	Batch filling, culvert cleaning, installation and drainage system	3	KCG	2018-2022	Roads Directorate
6	Moremani-Mwembe Road	Kiamokama Ward	Batch filling, culvert cleaning, installation and drainage system	3	KCG	2018-2022	Roads Directorate
7	ChitagoTbc-Obwari Road	Ichuni Ward	Batch filling, culvert cleaning, installation and drainage system	3	KCG	2018-2022	Roads Directorate
8	Dip-Sangani – Gienseembe -Ibacho Road	Ichuni Ward	Batch filling, culvert cleaning, installation and drainage system	3	KCG	2018-2022	Roads Directorate

9	Riamwoma-Metembe/Masa-Riabigutu-Nyagemi Road	Masimba Ward	Batch filling, culvert cleaning, installation and drainage system	3	KCG	2018-2022	Roads Directorate
10	Kiamokama – Emonga – Nyamache Friends Road	Gesusu Ward	Batch filling, culvert cleaning, installation and drainage system	3	KCG	2018-2022	Roads Directorate
11	Mission-MakandaSda Church Road	Ichuni Ward	Batch filling, culvert cleaning, installation and drainage system	3	KCG	2018-2022	Roads Directorate

6.2. Programme Name: Roads Development

(b) New Project Proposals

1. Roads maintenance

The Objective of this project is to improve accessibility within the County.

No.	Project Name	Project Location	Description of Activities	Cost (Kshs) Million	Sources of Funding	Time frame	Implementing Agency
12	Dip – Got Nyango – Nyanturago Road	Nyamasibi Ward	Batch filling, culvert cleaning, installation and drainage system	3	KCG	2018-2022	Roads Directorate
13	Mokobokobo Main-Ekeonga-Nyamagesa Deb Road	Kiamokama Ward	Batch filling, culvert cleaning, installation and drainage system	3	KCG	2018-2022	Roads Directorate
14	IbachoTbc-Rianchoro-Nyamagesa Poly Road	Kiamokama Ward	Batch filling, culvert cleaning, installation and drainage system	3	KCG	2018-2022	Roads Directorate
15	Amariba – Omogogo – MoreremiPri. Road	Nyamasibi Ward	Batch filling, culvert cleaning, installation and drainage system	3	KCG	2018-2022	Roads Directorate
16	Erera-Kenonka Road	Kisii Central Ward	Batch filling, culvert cleaning, installation and drainage system	3	KCG	2018-2022	Roads Directorate
17	Keoke-Kianate-Taracha Road	Birongo Ward	Batch filling, culvert cleaning, installation and drainage system	3	KCG	2018-2022	Roads Directorate

18	Riomare-Gesere Road	Ibeno Ward	Batch filling, culvert cleaning, installation and drainage system	3	KCG	2018-2022	Roads Directorate
19	Gekomu Pry-Milimani Road	Kisii Central Ward	Batch filling, culvert cleaning, installation and drainage system	3	KCG	2018-2022	Roads Directorate
20	Nyaboribonge-Mobaroka Road	Kiogoro Ward	Batch filling, culvert cleaning, installation and drainage system	3	KCG	2018-2022	Roads Directorate
21	Nyanchwa SDA Church-Stadium Road	Kisii Central Ward	Batch filling, culvert cleaning, installation and drainage system	3	KCG	2018-2022	Roads Directorate
22	Nyanderema-NambaNne Road	Kiogoro Ward	Batch filling, culvert cleaning, installation and drainage system	3	KCG	2018-2022	Roads Directorate

6.2. Programme Name: Roads Development

(b) New Project Proposals

1. Roads maintenance

The Objective of this project is to improve accessibility within the County.

No.	Project Name	Project Location	Description of Activities	Cost (Kshs) Million	Sources of Funding	Time frame	Implementing Agency
23	Matopeni-Nyakwana Road	Kiogoro Ward	Batch filling, culvert cleaning, installation and drainage system	3	KCG	2018-2022	Roads Directorate
24	Hotel Storm – Firestation Road	Kisii Central Ward	Batch filling, culvert cleaning, installation and drainage system	3	KCG	2018-2022	Roads Directorate
25	Keumbu Roads	Keumbu Ward	Batch filling, culvert cleaning, installation and drainage system	3	KCG	2018-2022	Roads Directorate
26	Bobaracho-Matibo Road	Bobaracho Ward	Batch filling, culvert cleaning, installation and drainage system	3	KCG	2018-2022	Roads Directorate

27	Obere-Monuri - Marebu Road	Kiogoro Ward	Batch filling, culvert cleaning, installation and drainage system	3	KCG	2018-2022	Roads Directorate
28	Rianyachae –Nyosia Pry Road	Bobaracho Ward	Batch filling, culvert cleaning, installation and drainage system	3	KCG	2018-2022	Roads Directorate
29	Mashauri-Nyamemiso Sec-Riverbank Road	Bobaracho Ward	Batch filling, culvert cleaning, installation and drainage system	3	KCG	2018-2022	Roads Directorate
30	Riariga – Geterere – Iberia Road	Keumbu Ward	Batch filling, culvert cleaning, installation and drainage system	3	KCG	2018-2022	Roads Directorate
31	Roma Academy-Rianyatogo-Riombese Road	Kisii Central Ward	Batch filling, culvert cleaning, installation and drainage system	3	KCG	2018-2022	Roads Directorate
32	Omosocho-Menyinkwa-Itibonge Road	Kisii Central Ward	Batch filling, culvert cleaning, installation and drainage system	3	KCG	2018-2022	Roads Directorate
33	Otamba Pry-Otamba Sec-Riangoso, MasongoGetutu Road	Kisii Central Ward	Batch filling, culvert cleaning, installation and drainage system	3	KCG	2018-2022	Roads Directorate

6.2. Programme Name: Roads Development

(b) New Project Proposals

1. Roads maintenance

The Objective of this project is to improve accessibility within the County.

No.	Project Name	Project Location	Description of Activities	Cost (Kshs) Million	Sources of Funding	Time frame	Implementing Agency
34	Riariga – Nyamware Sec – Nyamwarepri Road	Keumbu Ward	Batch filling, culvert cleaning, installation and drainage system	3	KCG	2018-2022	Roads Directorate
35	Bigege-Okiana -Ong'ong'o-Riabamanyi Road	Kiogoro Ward	Batch filling, culvert cleaning, installation and drainage system	3	KCG	2018-2022	Roads Directorate

36	Timani Road - Getiongo Road	Keumbu Ward	Batch filling, culvert cleaning, installation and drainage system	3	KCG	2018-2022	Roads Directorate
37	Nyang'eni-Riabuti-Nyansiira Road	Birongo Ward	Batch filling, culvert cleaning, installation and drainage system	3	KCG	2018-2022	Roads Directorate
38	Mbanda - Marani - SombogoJunct Road	Marani Ward	Batch filling, culvert cleaning, installation and drainage system	3	KCG	2018-2022	Roads Directorate
39	Ititi-Junction-Amaeri-Sombogo Road	Marani Ward	Batch filling, culvert cleaning, installation and drainage system	3	KCG	2018-2022	Roads Directorate
40	Nyabonge - Itibonge - Nyandiba Road	Sensi – Monyerero	Batch filling, culvert cleaning, installation and drainage system	3	KCG	2018-2022	Roads Directorate
41	Itongo TBC – Bomburia-Kenyero-OmogumoNyakeyo Road	Monyerero Ward	Batch filling, culvert cleaning, installation and drainage system	3	KCG	2018-2022	Roads Directorate
42	Charachani - Owaro Road	Kegogi Ward	Batch filling, culvert cleaning, installation and drainage system	3	KCG	2018-2022	Roads Directorate
43	Kiareni – Gesieka Road	Marani Ward	Batch filling, culvert cleaning, installation and drainage system	3	KCG	2018-2022	Roads Directorate
44	Tambacha - Masakwe - Nyagesenda Road	Kegogi - Sensi – Monyerero	Batch filling, culvert cleaning, installation and drainage system	3	KCG	2018-2022	Roads Directorate

6.2. Programme Name: Roads Development

(b) New Project Proposals

1. Roads maintenance

The Objective of this project is to improve accessibility within the County.

No.	Project Name	Project Location	Description of Activities	Cost (Kshs) Million	Sources of Funding	Time frame	Implementing Agency
-----	--------------	------------------	---------------------------	---------------------	--------------------	------------	---------------------

45	Tambacha-Gesurura-Nyaoga Stage	Monyerero Ward	Batch filling, culvert cleaning, installation and drainage system	3	KCG	2018-2022	Roads Directorate
46	Nyakoora – Oaro Road	Kegogi Ward	Batch filling, culvert cleaning, installation and drainage system	3	KCG	2018-2022	Roads Directorate
47	Rioma – Nyakoora – Kegogi Road	Sensi/Kegogi Ward	Batch filling, culvert cleaning, installation and drainage system	3	KCG	2018-2022	Roads Directorate
48	Sombogo – Nyagoto – Nyamarianyi Road	Sensi Ward	Batch filling, culvert cleaning, installation and drainage system	3	KCG	2018-2022	Roads Directorate
49	Borangi- Kiamasase	Marani	Batch filling, culvert cleaning, installation and drainage system	3	KCG	2018-2022	Roads Directorate
50	Sombogo-Getenga-Esiteni Road	Sensi Ward	Batch filling, culvert cleaning, installation and drainage system	3	KCG	2018-2022	Roads Directorate
51	Sombogo-Nyakenogo-Bwoseko-BonyagatanyiMochenwa-Asiago Baricho	Sensi Ward	Batch filling, culvert cleaning, installation and drainage system	3	KCG	2018-2022	Roads Directorate
52	Engoto goti sign post-Engoto goti Pri-Nyabogotu PAG	Sensi Ward	Batch filling, culvert cleaning, installation and drainage system	3	KCG	2018-2022	Roads Directorate
53	Sensi Riobwaya-Matangamano-RiamanameEngoto Junction-Engoto Primary	Sensi Ward	Batch filling, culvert cleaning, installation and drainage system	3	KCG	2018-2022	Roads Directorate
54	Deliverance Church-Geturi Sec-JunctionBosisange-Kionganyo Primary	Sensi Ward	Batch filling, culvert cleaning, installation and drainage system	3	KCG	2018-2022	Roads Directorate
55	Engoto PAG-Nyandoke-Getionko-Bwo Ongou	Sensi Ward	Batch filling, culvert cleaning, installation and drainage system	3	KCG	2018-2022	Roads Directorate

6.2. Programme Name: Roads Development

(b) New Project Proposals

1. Roads maintenance

The Objective of this project is to improve accessibility within the County.

No.	Project Name	Project Location	Description of Activities	Cost (Kshs) Million	Sources of Funding	Time frame	Implementing Agency
56	Nyamariba-Mouko-Rioma-Ondiri SDA-Masongo	Sensi Ward	Batch filling, culvert cleaning, installation and drainage system	3	KCG	2018-2022	Roads Directorate
57	Riamokua-Nyamagundo-Omuga-Ekona Ya SiraRagwanda-Omogoba-Rioma	Sensi Ward	Batch filling, culvert cleaning, installation and drainage system	3	KCG	2018-2022	Roads Directorate
58	Getionko-Orobasi-Emanyi-Nyagoto Pri-RosiagaIsambo	Sensi Ward	Batch filling, culvert cleaning, installation and drainage system	3	KCG	2018-2022	Roads Directorate
59	Nyansimwamu(Onyakawa)-Omogere-BwomboriBwarisa-Nyangoso-Nyabirecha-Nyandege	Sensi Ward	Batch filling, culvert cleaning, installation and drainage system	3	KCG	2018-2022	Roads Directorate
60	Engoto goti Pri-Nyabogotu project-Nyandieka	Sensi Ward	Batch filling, culvert cleaning, installation and drainage system	3	KCG	2018-2022	Roads Directorate
61	Moyare-Nyakeiri-Chimo-Eronge Road	Sensi Ward	Batch filling, culvert cleaning, installation and drainage system	3	KCG	2018-2022	Roads Directorate
62	Isambo-Kanyimbo-Soko-Obwari-Itumbe Road	Sensi Ward	Batch filling, culvert cleaning, installation and drainage system	3	KCG	2018-2022	Roads Directorate
63	Isambo-Bwaanyoga-Obwari Road	Sensi Ward	Batch filling, culvert cleaning, installation and drainage system	3	KCG	2018-2022	Roads Directorate
64	Moyare-Nyanchogu Coffee Factory-Masakwe Road	Sensi Ward	Batch filling, culvert cleaning, installation and drainage system	3	KCG	2018-2022	Roads Directorate
65	Rigena Riatemba-Nyakenogo-Marani Road	Sensi/Marani Ward	Batch filling, culvert cleaning, installation and drainage system	3	KCG	2018-2022	Roads Directorate
66	Nyakeiri TBC-Chimo-Riamakura-Mogori Road	Sensi Ward	Batch filling, culvert cleaning, installation and drainage system	3	KCG	2018-2022	Roads Directorate

6.2. Programme Name: Roads Development

(b) New Project Proposals

1. Roads maintenance

The Objective of this project is to improve accessibility within the County.

No.	Project Name	Project Location	Description of Activities	Cost (Kshs) Million	Sources of Funding	Time frame	Implementing Agency
67	Masongo – Stage Botabori Road	Sensi Ward	Batch filling, culvert cleaning, installation and drainage system	3	KCG	2018-2022	Roads Directorate
68	Masongo – Rioma Police Station Road	Sensi/Marani Ward	Batch filling, culvert cleaning, installation and drainage system	3	KCG	2018-2022	Roads Directorate
69	Rioma – Ensegesa – Kiomooncha – Stage Botabori Road	Marani Ward	Batch filling, culvert cleaning, installation and drainage system	3	KCG	2018-2022	Roads Directorate
70	Riakerongo-Masakwe – Chimo Road	Sensi/Monyerero Ward	Batch filling, culvert cleaning, installation and drainage system	3	KCG	2018-2022	Roads Directorate
71	Riabetta-Riamagara-Sameta Pry-Nyamokenye-Rise Road	Sameta/Mokwerero Ward	Batch filling, culvert cleaning, installation and drainage system	3	KCG	2018-2022	Roads Directorate
74	Kiaren Shopping Centre- Water	Marani	Batch filling, culvert cleaning, installation and drainage system	3	KCG	2018-2022	Roads Directorate
75	Ekerema-Riabase Road	Masige East Ward	Batch filling, culvert cleaning, installation and drainage system	3	KCG	2018-2022	Roads Directorate
76	Egeko- Riaosa Road	Marani	Batch filling, culvert cleaning, installation and drainage system	3	KCG	2018-2022	Roads Directorate
77	Nyansongo-Rise Road	SametaMokwere ro Ward	Batch filling, culvert cleaning, installation and drainage system	3	KCG	2018-2022	Roads Directorate

78	Riongiri-Riamogunde Road	Sameta/Mokwerero Ward	Batch filling, culvert cleaning, installation and drainage system	3	KCG	2018-2022	Roads Directorate
79	Rionyiego-Rogongo Road	Bogetaorio Ward	Batch filling, culvert cleaning, installation and drainage system	3	KCG	2018-2022	Roads Directorate

6.2. Programme Name: Roads Development

(b) New Project Proposals

1. Roads maintenance

The Objective of this project is to improve accessibility within the County.

No.	Project Name	Project Location	Description of Activities	Cost (Kshs) Million	Sources of Funding	Time frame	Implementing Agency
80	Nyacheki-Subugo Road	Nyacheki Ward	Batch filling, culvert cleaning, installation and drainage system	3	KCG	2018-2022	Roads Directorate
81	Riamochorwa-Egetugi Road	Masige West Ward	Batch filling, culvert cleaning, installation and drainage system	3	KCG	2018-2022	Roads Directorate
82	Omosasa-Omosaria Road	Masige West Ward	Batch filling, culvert cleaning, installation and drainage system	3	KCG	2018-2022	Roads Directorate
83	Nyoera-Riamireri-Rianyakiana Road	Bassi Central Ward	Batch filling, culvert cleaning, installation and drainage system	3	KCG	2018-2022	Roads Directorate
84	Nyoera-Ebigogo Road	Bassi Central Ward	Batch filling, culvert cleaning, installation and drainage system	3	KCG	2018-2022	Roads Directorate
85	Riamakini-Riambase Road	Masige East Ward	Batch filling, culvert cleaning, installation and drainage system	3	KCG	2018-2022	Roads Directorate
86	Masongo-Irongo	Bassi Chache Ward	Batch filling, culvert cleaning, installation and drainage system	3	KCG	2018-2022	Roads Directorate

87	Welcome - Mokwerero – Itibo Road	Bogiakumu Ward	Batch filling, culvert cleaning, installation and drainage system	3	KCG	2018-2022	Roads Directorate
88	Riayubu - Riamiraa - Bonyaoro Girls - Riotachi Road	Bomorenda Ward	Batch filling, culvert cleaning, installation and drainage system	3	KCG	2018-2022	Roads Directorate
89	Etureti - Kiorori - Gesero Road	Riana Ward	Batch filling, culvert cleaning, installation and drainage system	3	KCG	2018-2022	Roads Directorate
90	Mogumo - Nyabimwa - Nyabioto Road	Bomariba Ward	Batch filling, culvert cleaning, installation and drainage system	3	KCG	2018-2022	Roads Directorate

6.2. Programme Name: Roads Development

(b) New Project Proposals

1. Roads maintenance

The Objective of this project is to improve accessibility within the County.

No.	Project Name	Project Location	Description of Activities	Cost (Kshs) Million	Sources of Funding	Time frame	Implementing Agency
91	Suneka Sec – Itibo Elck - Ekerorano - Ekiendege Road	Bomorenda Ward	Batch filling, culvert cleaning, installation and drainage system	3	KCG	2018-2022	Roads Directorate
92	Gesero - Sigisi - Rianyachoti - Kona Mbaya - Masagoye - Nyasagati - Mwata Road	Riana Ward	Batch filling, culvert cleaning, installation and drainage system	3	KCG	2018-2022	Roads Directorate
93	Ekebuse - Ebate–Itogotera - Bomariba Road	Bomariba Ward	Batch filling, culvert cleaning, installation and drainage system	3	KCG	2018-2022	Roads Directorate
94	Itierio - Kirwanda Bridge Road	Bogiakumu Ward	Batch filling, culvert cleaning, installation and drainage system	3	KCG	2018-2022	Roads Directorate
95	Kiamoiro - Mesigi - Ekerore Road	Bogiakumu Ward	Batch filling, culvert cleaning, installation and drainage system	3	KCG	2018-2022	Roads Directorate

96	Gesonso Bumps - Speaker Road	Bogiakumu Ward	Batch filling, culvert cleaning, installation and drainage system	3	KCG	2018-2022	Roads Directorate
97	Omosocho-Nyansakia Road	Boochi Tendere Ward	Batch filling, culvert cleaning, installation and drainage system	3	KCG	2018-2022	Roads Directorate
98	Mananasi-Tendere-Riagongera Road	Sengera Bosoti Ward	Batch filling, culvert cleaning, installation and drainage system	3	KCG	2018-2022	Roads Directorate
99	Misesi-Ikoba Road	Majoge Chache Ward	Batch filling, culvert cleaning, installation and drainage system	3	KCG	2018-2022	Roads Directorate
100	MoogiJcn-Nyabioto Sec Road	Sengera Bosoti Ward	Batch filling, culvert cleaning, installation and drainage system	3	KCG	2018-2022	Roads Directorate
101	Moogi Junction – Mesabakwa Road	Sengera Bosoti Ward	Batch filling, culvert cleaning, installation and drainage system	3	KCG	2018-2022	Roads Directorate

6.2. Programme Name: Roads Development

(b) New Project Proposals

1. Roads maintenance

The Objective of this project is to improve accessibility within the County.

No.	Project Name	Project Location	Description of Activities	Cost (Kshs) Million	Sources of Funding	Time frame	Implementing Agency
102	Ogembo-Nyansakia Road	Tendere Boochi Ward	Batch filling, culvert cleaning, installation and drainage system	3	KCG	2018-2022	Roads Directorate
103	Etora-Omogongo-Baranne Road	Majoge Chache Ward	Batch filling, culvert cleaning, installation and drainage system	3	KCG	2018-2022	Roads Directorate
104	Nyamasege-Kiagware Road	Sengera Bosoti Ward	Batch filling, culvert cleaning, installation and drainage system	3	KCG	2018-2022	Roads Directorate

105	Ichuni-Ritembu Road	Boochi Borabu Ward	Batch filling, culvert cleaning, installation and drainage system	3	KCG	2018-2022	Roads Directorate
106	Nyagancha-Jerusalem-Geteni Road	Magenche	Batch filling, culvert cleaning, installation and drainage system	3	KCG	2018-2022	Roads Directorate
107	Omobera-Kerongorori Junction Road	Bokimonge Ward	Batch filling, culvert cleaning, installation and drainage system	3	KCG	2018-2022	Roads Directorate
108	MagenMkt-Gesinga-Emesa-Basi Boundary Road	BoochiBorabu Ward	Batch filling, culvert cleaning, installation and drainage system	3	KCG	2018-2022	Roads Directorate
109	Etono-Igorera-Matengo-Inani Road	BombabaBorabu Ward	Batch filling, culvert cleaning, installation and drainage system	3	KCG	2018-2022	Roads Directorate
110	Nyagancha-Riachweya Road	Magenche Ward	Batch filling, culvert cleaning, installation and drainage system	3	KCG	2018-2022	Roads Directorate
110	Mokubo-Nyabiosi-Etago Road	Magenche Ward	Batch filling, culvert cleaning, installation and drainage system	3	KCG	2018-2022	Roads Directorate
111	MetembeTbc-Riamagara Bridge-Secondary Road	Kebate Bokimonge Ward	Batch filling, culvert cleaning, installation and drainage system	3	KCG	2018-2022	Roads Directorate

6.2. Programme Name: Roads Development

(b) New Project Proposals

1. Roads maintenance

The Objective of this project is to improve accessibility within the County.

No.	Project Name	Project Location	Description of Activities	Cost (Kshs) Million	Sources of Funding	Time frame	Implementing Agency
112	Nyambunwa-Mosensema Road	Boochi Borabu Ward	Batch filling, culvert cleaning, installation and drainage system	3	KCG	2018-2022	Roads Directorate

113	Kiango - Riyabu - Tongeri - Nyangeti T.B.C. – Kemonyerero T.B.C - Mosoch Road	Bokimonge Ward	Batch filling, culvert cleaning, installation and drainage system	3	KCG	2018-2022	Roads Directorate
114	Magena market – Rianyamoswa – Matongo Road	Boochi Borabu Ward	Batch filling, culvert cleaning, installation and drainage system	3	KCG	2018-2022	Roads Directorate
115	Egetonto-Bokimai Road	Tabaka Ward	Batch filling, culvert cleaning, installation and drainage system	3	KCG	2018-2022	Roads Directorate
116	Etago-Makara-Nyakeyo Road	ChitagoBorabu Ward	Batch filling, culvert cleaning, installation and drainage system	3	KCG	2018-2022	Roads Directorate
117	Kiagware-Nyamasege	Chitago Borabu Ward	Batch filling, culvert cleaning, installation and drainage system	3	KCG	2018-2022	Roads Directorate
118	Kabonyo-Bogusero-Riocharo Road	Boikang'a Ward	Batch filling, culvert cleaning, installation and drainage system	3	KCG	2018-2022	Roads Directorate
119	Nyakembene-Kabonyo Road	Boikang'a Ward	Batch filling, culvert cleaning, installation and drainage system	3	KCG	2018-2022	Roads Directorate
120	Itibo SDA-Kiong'ong'i-Etira-Kiamireri Road	Boitang'are Ward	Batch filling, culvert cleaning, installation and drainage system	3	KCG	2018-2022	Roads Directorate
121	Bonyancha-Misesi Road	MajogeChache/ Tabaka Ward	Batch filling, culvert cleaning, installation and drainage system	3	KCG	2018-2022	Roads Directorate
122	Keroka-Nyabigena Road	Bogetenga Ward	Batch filling, culvert cleaning, installation and drainage system	3	KCG	2018-2022	Roads Directorate

6.2. Programme Name: Roads Development

(b) New Project Proposals

1. Roads maintenance

The Objective of this project is to improve accessibility within the County.

No.	Project Name	Project Location	Description of Activities	Cost (Kshs) Million	Sources of Funding	Time frame	Implementing Agency
123	Riobara-Rikura-Nyakondiye Road	Boitang'are Ward	Batch filling, culvert cleaning, installation and drainage system	3	KCG	2018-2022	Roads Directorate
124	Orencho-Nyakembene Road	Boikang'a Ward	Batch filling, culvert cleaning, installation and drainage system	3	KCG	2018-2022	Roads Directorate
125	Suguta-Metaburo Road	Getenga Ward	Batch filling, culvert cleaning, installation and drainage system	3	KCG	2018-2022	Roads Directorate
126	GetareJunction-Sare Road	Moticho Ward	Batch filling, culvert cleaning, installation and drainage system	3	KCG	2018-2022	Roads Directorate
127	St. Michaela - Riamanoti - Machine Road	Bogeka Ward	Batch filling, culvert cleaning, installation and drainage system	3	KCG	2018-2022	Roads Directorate
128	Mwamorira - Nyanzaland Road	Bogusero Ward	Batch filling, culvert cleaning, installation and drainage system	3	KCG	2018-2022	Roads Directorate
129	Nyakoe - Nyagisai Road	Nyakoe Ward	Batch filling, culvert cleaning, installation and drainage system	3	KCG	2018-2022	Roads Directorate
130	Nubia - SokoMjinga - Jacks - Bosongo Road	Kitutu Central Ward	Batch filling, culvert cleaning, installation and drainage system	3	KCG	2018-2022	Roads Directorate
131	Nyambara Bridge - Ufanisi Road	Kitutu Central Ward	Batch filling, culvert cleaning, installation and drainage system	3	KCG	2018-2022	Roads Directorate
132	Riamoiro - Nyagacho - Oroboti Road	Nyatieko Ward	Batch filling, culvert cleaning, installation and drainage system	3	KCG	2018-2022	Roads Directorate
133	Kanyimbo – Getare Road	Nyatieko Ward	Batch filling, culvert cleaning,	3	KCG	2018-	Roads

6.2. Programme Name: Roads Development

(b) New Project Proposals

1. Roads maintenance

The Objective of this project is to improve accessibility within the County.

No.	Project Name	Project Location	Description of Activities	Cost (Kshs) Million	Sources of Funding	Time frame	Implementing Agency
			installation and drainage system			2022	Directorate
134	Riamanoti - Matongo - Getuba - Ikenye Road	Bogeka Ward	Batch filling, culvert cleaning, installation and drainage system	3	KCG	2018-2022	Roads Directorate
135	Kanunda–Omotebwa'abagaka - Kiage Road	Nyakoe Ward	Batch filling, culvert cleaning, installation and drainage system	3	KCG	2018-2022	Roads Directorate
136	Barbara Disp. - Ngege Factory - Mosoch Academy Road	Bogusero Ward	Batch filling, culvert cleaning, installation and drainage system	3	KCG	2018-2022	Roads Directorate
137	Nyabikondo - Bogecho Road	Kitutu Central Ward	Batch filling, culvert cleaning, installation and drainage system	3	KCG	2018-2022	Roads Directorate
138	Gesarara Coffee Factory - MogumoMkt – Kiogo pri. - Kiabogere Road	Nyatieko Ward	Batch filling, culvert cleaning, installation and drainage system	3	KCG	2018-2022	Roads Directorate
139	Igege Mkt – Mwamuya Junction Road	Nyatieko Ward	Batch filling, culvert cleaning, installation and drainage system	3	KCG	2018-2022	Roads Directorate
140	Riabeta-Riamagara-Sameta Pry-Nyamokenye-Rise Road	Sameta/Mokwerero Ward	Batch filling, culvert cleaning, installation and drainage system	3	KCG	2018-2022	Roads Directorate
141	Nyachogochi-Ratandi Road	Bogusero Ward	Batch filling, culvert cleaning, installation and drainage system	3	KCG	2018-2022	Roads Directorate

2. New Roads Construction

The objective of this project is to increase accessibility in the County

No.	Project Name	Project Location	Description of Activities	Cost (Kshs) Million	Sources of Funding	Time frame	Implementing Agency
1	Kebuku-Nyangusu Road	Bassi Bogetaorio Ward	Compacting, Gravelling, and Installation of Culverts	8	KCG	2022	Roads Directorate
2	Nyantira-Nyangusu Road	Bassi Bogetaorio Ward	Compacting, Gravelling, and Installation of Culverts	8	KCG	2022	Roads Directorate
3	Bendera-St Theresa's Road	Bassi Bogetaorio Ward	Gravelling, and Installation of Culverts	8	KCG	2022	Roads Directorate
4	Nyacheke-Chitago Road	Nyacheke Ward	Compacting, Gravelling, and Installation of Culverts	8	KCG	2022	Roads Directorate
5	Chief's Camp-Nyoera-Nyacheke Road	Nyacheke Ward	Gravelling, and Installation of Culverts	8	KCG	2022	Roads Directorate
6	Ebiosi-Mochengo-Nyacheke Road	Nyacheke Ward	Gravelling, Compacting and Installation of Culverts	8	KCG	2022	Roads Directorate
7	Mosora-Nyabisase Road	Masige West Ward	Gravelling, and Installation of Culverts	8	KCG	2022	Roads Directorate
8	Mosora-Omosasa Road	Masige West Ward	Gravelling, Compacting and Installation of Culverts	8	KCG	2022	Roads Directorate
9	Etip(dip)-Nyachenge Road	Masige West Ward	Gravelling, and Installation of Culverts	8	KCG	2022	Roads Directorate
10	Nyabisia-Gionseri Road	Masige West Ward	Gravelling, Compacting and Installation of Culverts	8	KCG	2022	Roads Directorate
11	Omobondo-Suguta Road	Bassi Central Ward	Gravelling, and Installation of Culverts	8	KCG	2022	Roads Directorate
12	Emenwa-Materio Road	Bassi Central Ward	Gravelling, Compacting and Installation of Culverts	8	KCG	2022	Roads Directorate
13	Iranya—Nyabirundu-Nyoera Road	Bassi Central Ward	Gravelling, and Installation of Culverts	8	KCG	2022	Roads Directorate
14	Nyamache Chief's Camp-Mogote Road	Bassi Central Ward	Gravelling, Compacting and Installation of Culverts	8	KCG	2022	Roads Directorate
15	Nyoera-Ebigogo Primary	Bassi Central Ward	Gravelling, and Installation of Culverts	8	KCG	2022	Roads Directorate
16	Nyakona-Matierio Road	Bassi Central Ward	Gravelling, Compacting and Installation of Culverts	8	KCG	2022	Roads Directorate

17	Nyabigena SDA-Riyaga-Sameta LodgeNyakorokoro	Sameta/Mokwerero Ward	Gravelling, and Installation of Culverts	8	KCG	2022	Roads Directorate
18	Boorehole Sameta-Riagesicho-Mosiabano	Sameta/Mokwerero Ward	Gravelling, and Installation of Culverts	8	KCG	2022	Roads Directorate

2. New Roads Construction

The objective of this project is to increase accessibility in the County

No.	Project Name	Project Location	Description of Activities	Cost (Kshs) Million	Sources of Funding	Time frame	Implementing Agency
19	Riamonayo-Riatirimba-Nyanuguti	Sameta/Mokwerero Ward	Gravelling, and Installation of Culverts	8	KCG	2022	Roads Directorate
20	Riakanga-Riamokua-Riakimari-Mosora	Sameta/Mokwerero Ward	Gravelling, and Installation of Culverts	8	KCG	2022	Roads Directorate
21	Nyamokenye Market-Riogara-NyamisaroRiangoko-Rise Mkt	Sameta/Mokwerero Ward	Gravelling, and Installation of Culverts	8	KCG	2022	Roads Directorate
22	Rionsase-Igego-Amariba Road	Bassi Chache Ward	Gravelling, and Installation of Culverts	8	KCG	2022	Roads Directorate
23	Riakengere-Okiana-Riaisaboke Road	Bassi Chache Ward	Gravelling, and Installation of Culverts	8	KCG	2022	Roads Directorate
24	Gesure-Nyagesa-Nyamonema Road	Bassi Chache Ward	Gravelling, and Installation of Culverts	8	KCG	2022	Roads Directorate
25	Masongo-Riajoseph Road	Bassi Chache Ward	Gravelling, and Installation of Culverts	8	KCG	2022	Roads Directorate
26	Rianyamao-Riagasuku-Gitenyi Road	Bassi Chache Ward	Gravelling, and Installation of Culverts	8	KCG	2022	Roads Directorate
27	Emenwa- Rianyachuba –Igere	Boitang'are Ward	Gravelling, and Installation of Culverts	8	KCG	2022	Roads Directorate
28	Itibo-Rionsare	Boitang'are Ward	Gravelling, and Installation of Culverts	8	KCG	2022	Roads Directorate
29	Riombeo-Etangi	Boitang'are Ward	Gravelling, and Installation of Culverts	8	KCG	2022	Roads Directorate
30	Nyambunde-Riobara	Boitang'are Ward	Gravelling, and Installation of Culverts	8	KCG	2022	Roads Directorate
31	Nyamagwa HS-Rotuba-Mosaraba-Riobara	Boitang'are Ward	Gravelling, and Installation of Culverts	8	KCG	2022	Roads Directorate
32	Riambase-Bomogacho-Ekerema Road	Masige East Ward	Gravelling, and Installation of Culverts	8	KCG	2022	Roads Directorate

33	Open Backstreets in Market Centrist	Masige East Ward	Gravelling, Compacting and Installation of Culverts	8	KCG	2022	Roads Directorate
34	Magenche – Nyagacha-Embakasi Road	Bokimonge Ward	Gravelling, Compacting and Installation of Culverts	8	KCG	2022	Roads Directorate
35	Mokubo- Maranas Nyabisi Road	Bokimonge Ward	Gravelling, and Installation of Culverts	8	KCG	2022	Roads Directorate
36	Riomong - Mokomoni Embakasi Road	Bokimonge Ward	Gravelling, Compacting and Installation of Culverts	8	KCG	2022	Roads Directorate
37	Nyagancha- Magenche Mobeti Road	Bokimonge Ward	Gravelling, and Installation of	8	KCG	2022	Roads Directorate

2. *New Roads Construction*

The objective of this project is to increase accessibility in the County

No.	Project Name	Project Location	Description of Activities	Cost (Kshs) Million	Sources of Funding	Time frame	Implementing Agency
			Culverts				
38	Omobera- Kebabe Kerongorori- Metembe- Ekona Yomong'ina -Omobera –Kerongorori	Bokimonge Ward	Gravelling, Compacting and Installation of Culverts	8	KCG	2022	Roads Directorate
39	Kiangodo -Kenyo Keyambi –Malidi	Bokimonge Ward	Gravelling, and Installation of Culverts	8	KCG	2022	Roads Directorate
40	Kenyenya Keberesi	Bokimonge Ward	Gravelling, Compacting and Installation of Culverts	8	KCG	2022	Roads Directorate
41	Backstreet Roads of Kenyenya	Bokimonge Ward	Gravelling, and Installation of Culverts	8	KCG	2022	Roads Directorate
42	Kebese Samba - Metembe Primary - Nyamoibi Sda- Metembe	Bokimonge Ward	Gravelling, Compacting and Installation of Culverts	8	KCG	2022	Roads Directorate
43	Magena- Riongeti Road	Boochi Borabu Ward	Gravelling, Compacting and Installation of Culverts	8	KCG	2022	Roads Directorate
44	Magena- Emesa Road	Boochi Borabu Ward	Gravelling, Compacting and Installation of Culverts	8	KCG	2022	Roads Directorate
45	Magena- Ritembu Road	Boochi Borabu Ward	Gravelling, Compacting and Installation of Culverts	8	KCG	2022	Roads Directorate
46	Ritembu – Ekona Nyangare Road.	Boochi Borabu Ward	Gravelling, Compacting and Installation of Culverts	8	KCG	2022	Roads Directorate
47	Nyagancha- Geteni	Magenche Ward	Gravelling, and Installation of Culverts	8	KCG	2022	Roads Directorate

48	Riyaboire - Mosogwa Riasiocha – Keombe	Magenche Ward	Gravelling, Compacting and Installation of Culverts	8	KCG	2022	Roads Directorate
49	Omogonchoro - Tononoka Nyabate – Mogogwa	Magenche Ward	Gravelling, and Installation of Culverts	8	KCG	2022	Roads Directorate
50	Mokomoni – Magenche	Magenche Ward	Gravelling, Compacting and Installation of Culverts	8	KCG	2022	Roads Directorate
51	Mokubo – Mananasi	Magenche Ward	Gravelling, and Installation of Culverts	8	KCG	2022	Roads Directorate
52	Nyagacha – Bongera	Magenche Ward	Gravelling, Compacting and Installation of Culverts	8	KCG	2022	Roads Directorate
53	Rioba Ihuga Market- Getumo-Geteri omobera	Bombaba Ward	Gravelling, and Installation of Culverts	8	KCG	2022	Roads Directorate
54	Kerongo Sda Church Matongo - Onyondo Makaranya-Getare Oroche Ekona-Bombaba	Bombaba Ward	Gravelling, Compacting and Installation of Culverts	8	KCG	2022	Roads Directorate
55	Nyachenge Kochwangi-Nyabigege marketBokimai SDA Primary –Itumbe	Tabaka Ward	Gravelling, Compacting and Installation of Culverts	8	KCG	2022	Roads Directorate

2. New Roads Construction

The objective of this project is to increase accessibility in the County

No.	Project Name	Project Location	Description of Activities	Cost (Kshs) Million	Sources of Funding	Time frame	Implementing Agency
56	Nyabigege mkt-Nyanchenge FactoryNyanchenge Mkt-	Tabaka Ward	Gravelling, Compacting and Installation of Culverts	8	KCG	2022	Roads Directorate
57	Onyaruri-Riasiocha-Krisantus	Tabaka Ward	Gravelling, Compacting and Installation of Culverts	8	KCG	2022	Roads Directorate
58	Rianyamesa-Obwogo-Nyabigege DOK Pry.	Tabaka Ward	Gravelling, Compacting and Installation of Culverts	8	KCG	2022	Roads Directorate
59	Sameta-Nyamonyo-Ikoba-Muma-GetareOgembo Road	Boochi Tendere Ward	Gravelling, and Installation of Culverts	8	KCG	2022	Roads Directorate
60	Mogesa Road	Boochi Tendere Ward	Gravelling, Compacting and Installation of Culverts	8	KCG	2022	Roads Directorate
61	Machongo Road	Boochi Tendere Ward	Gravelling, and Installation of Culverts	8	KCG	2022	Roads Directorate
62	Ogembo Stage-Kembua Road	Boochi Tendere Ward	Gravelling, Compacting and Installation of Culverts	8	KCG	2022	Roads Directorate
63	Nyansakia-Omosocho Road	Boochi Tendere Ward	Gravelling, and Installation of Culverts	8	KCG	2022	Roads Directorate

64	Kebabe Road	Sengera Bosoti Ward	Gravelling, Compacting and Installation of Culverts	8	KCG	2022	Roads Directorate
65	Riondo-Iyamo-Nyamiobo-Mogambi Road	Sengera Bosoti Ward	Gravelling, and Installation of Culverts	8	KCG	2022	Roads Directorate
66	Kenyenya Dip-Kemeenche-Mwoogi Road	Sengera Bosoti Ward	Gravelling, Compacting and Installation of Culverts	8	KCG	2022	Roads Directorate
67	Kimai Centre-Matagaro-Nyangundo Road	Sengera Bosoti Ward	Gravelling, and Installation of Culverts	8	KCG	2022	Roads Directorate
68	Omonyenya-Rianyakwara-Itare-Riomundi Road	Sengera Bosoti Ward	Gravelling, Compacting and Installation of Culverts	8	KCG	2022	Roads Directorate
69	Tendere-Rioma Road	Bomachoge Bassi Ward	Gravelling, and Installation of Culverts	8	KCG	2022	Roads Directorate
70	Riachako-Riana	Riana Ward	Gravelling, Compacting and Installation of Culverts	8	KCG	2022	Roads Directorate
71	Nyamare-Nyamatumu-Nyamatorori	Riana Ward	Gravelling, and Installation of Culverts	8	KCG	2022	Roads Directorate
72	Genga-Riotiki	Riana Ward	Gravelling, Compacting and Installation of Culverts	8	KCG	2022	Roads Directorate
73	Ekiendege-Chisaro	Riana Ward	Gravelling, and Installation of Culverts	8	KCG	2022	Roads Directorate
74	Omosege –Ekioga-	Bogiakumu Ward	Gravelling, Compacting and	8	KCG	2022	Roads Directorate

2. New Roads Construction

The objective of this project is to increase accessibility in the County

No.	Project Name	Project Location	Description of Activities	Cost (Kshs) Million	Sources of Funding	Time frame	Implementing Agency
			Installation of Culverts				
75	Mwamisoko bridge-Nyamokenye	Bogiakumu Ward	Gravelling, and Installation of Culverts	8	KCG	2022	Roads Directorate
76	Nyamokenye-Mzee Ogechi-Mosando Primary	Bogiakumu Ward	Gravelling, Compacting and Installation of Culverts	8	KCG	2022	Roads Directorate
77	Bonyaoro Girls-Riagetange-RiamaisibaRiaombongi Matoke Road	Bomarenda Ward	Gravelling, Compacting and Installation of Culverts	8	KCG	2022	Roads Directorate
78	Riayiora-Nyangundo-Bomachoge Bridge	Bomarenda Ward	Gravelling, Compacting and Installation of Culverts	8	KCG	2022	Roads Directorate

79	Kioge-Riankimwamu-Riobaki Road	Bomarenda Ward	Gravelling, Compacting and Installation of Culverts	8	KCG	2022	Roads Directorate
80	Kioge-Bitare-Bwoga Road	Bomarenda Ward	Gravelling, Compacting and Installation of Culverts	8	KCG	2022	Roads Directorate
81	Itibo-Ekerorano Road	Bomarenda Ward	Gravelling, Compacting and Installation of Culverts	8	KCG	2022	Roads Directorate
82	Nyabieyo-Kenyorora Road	Bomariba Ward	Gravelling, Compacting and Installation of Culverts	8	KCG	2022	Roads Directorate
83	Rioneno-Kiobeneni Road	Bomariba Ward	Gravelling, Compacting and Installation of Culverts	8	KCG	2022	Roads Directorate
84	Ikoba-Riamoganda Road	Bomariba Ward	Gravelling, Compacting and Installation of Culverts	8	KCG	2022	Roads Directorate
85	Itogotera-Isamwera Road	Bomariba Ward	Gravelling, Compacting and Installation of Culverts	8	KCG	2022	Roads Directorate
86	Rioyaro-Riamoswabe Road	Bomariba Ward	Gravelling, Compacting and Installation of Culverts	8	KCG	2022	Roads Directorate
87	Riamagige-Rionsombi Road	Bomariba Ward	Gravelling, Compacting and Installation of Culverts	8	KCG	2022	Roads Directorate
88	Kanyimbo-Rigena- Ria atemba	Kegogi Ward	Gravelling, and Installation of Culverts	8	KCG	2022	Roads Directorate
89	Isambo- Obwari-Itumbe –Nyakoora	Kegogi Ward	Gravelling, Compacting and Installation of Culverts	8	KCG	2022	Roads Directorate
90	Chimo- Eronge-Omoenga-Maina Ondieki	Kegogi Ward	Gravelling, and Installation of Culverts	8	KCG	2022	Roads Directorate
91	Kegogi- Nyakoora –Rioma	Kegogi Ward/ Sensi	Gravelling, Compacting and Installation of Culverts	8	KCG	2022	Roads Directorate
92	Charachani –Oaro	Kegogi Ward	Gravelling, and Installation of Culverts	8	KCG	2022	Roads Directorate

2. *New Roads Construction*

The objective of this project is to increase accessibility in the County

No.	Project Name	Project Location	Description of Activities	Cost (Kshs) Million	Sources of Funding	Time frame	Implementing Agency
93	Nyakeyo Market- Ogango dispensary-	Kegogi Ward	Gravelling, Compacting and Installation of Culverts	8	KCG	2022	Roads Directorate
94	Charachani- Ogango Dispensary	Kegogi Ward	Gravelling, and Installation of Culverts	8	KCG	2022	Roads Directorate

95	Kegogi – Riragi	Kegogi Ward	Gravelling, Compacting and Installation of Culverts	8	KCG	2022	Roads Directorate
96	Ekerubo-Nyamusoga-Nyakeyo-Rainyagosata	Kegogi Ward	Gravelling, and Installation of Culverts	8	KCG	2022	Roads Directorate
97	Nyakeyo Mkt-Egetare-Esiagi-Bogere	Kegogi Ward	Gravelling, Compacting and Installation of Culverts	8	KCG	2022	Roads Directorate
98	Nyakeyo Mkt-Bwaburi-Riorina	Kegogi Ward	Gravelling, and Installation of Culverts	8	KCG	2022	Roads Directorate
99	Nyakeyo Mkt-Obosando-Ndonyo-Nyansakia	Kegogi Ward	Gravelling, Compacting and Installation of Culverts	8	KCG	2022	Roads Directorate
100	Ekerubo-Kiobonyo-Nyameru-MosobetiNyansakia	Kegogi Ward	Gravelling, Compacting and Installation of Culverts	8	KCG	2022	Roads Directorate
101	Rieguto-Mogumo-Nyangena-Oaro	Kegogi Ward	Gravelling, Compacting and Installation of Culverts	8	KCG	2022	Roads Directorate
102	Omorungamu-Ndonyo-Maina Ondieki-Nyatika Junction	Kegogi Ward	Gravelling, Compacting and Installation of Culverts	8	KCG	2022	Roads Directorate
103	Metembe Junction-Nyamarongo-Nyansakia	Kegogi Ward	Gravelling, Compacting and Installation of Culverts	8	KCG	2022	Roads Directorate
104	Riogoto-Nyakome-Bwobiero	Kegogi Ward	Gravelling, Compacting and Installation of Culverts	8	KCG	2022	Roads Directorate
105	Kegogi-Riragi-Metembe	Kegogi Ward	Gravelling, Compacting and Installation of Culverts	8	KCG	2022	Roads Directorate
106	Riachanga(Plan A)-Gesiaga-Riragi	Kegogi Ward	Gravelling, Compacting and Installation of Culverts	8	KCG	2022	Roads Directorate
107	Riamasamba-Rianyoka-Riragi	Kegogi Ward	Gravelling, Compacting and Installation of Culverts	8	KCG	2022	Roads Directorate
108	Riayoma-Riamogeni-Riragi	Kegogi Ward	Gravelling, Compacting and Installation of Culverts	8	KCG	2022	Roads Directorate
109	Feni Feni-Nyandoche-Omoenga	Kegogi Ward	Gravelling, Compacting and Installation of Culverts	8	KCG	2022	Roads Directorate
110	Otinega-Nyandoche-Oaro	Kegogi Ward	Gravelling, Compacting and Installation of Culverts	8	KCG	2022	Roads Directorate
111	Eronge-Nyambeche-Omoenga	Kegogi Ward	Gravelling, Compacting and	8	KCG	2022	Roads Directorate

2. *New Roads Construction*

The objective of this project is to increase accessibility in the County

No.	Project Name	Project Location	Description of Activities	Cost (Kshs) Million	Sources of Funding	Time frame	Implementing Agency
			Installation of Culverts				
112	Bwamini-Biosi-Omoenga	Kegogi Ward	Gravelling, Compacting and Installation of Culverts	8	KCG	2022	Roads Directorate
113	St.Mary's-Mosaraba-Nyangea-Nyakoora	Kegogi Ward	Gravelling, Compacting and Installation of Culverts	8	KCG	2022	Roads Directorate
114	Bwangara-Sao Sao-Kiobonyo	Kegogi Ward	Gravelling, Compacting and Installation of Culverts	8	KCG	2022	Roads Directorate
115	Eronge-Ritoke-Omoenga-Bwobiero	Kegogi Ward	Gravelling, Compacting and Installation of Culverts	8	KCG	2022	Roads Directorate
116	Nyansakia-Nyambosero-Mwancha	Kegogi Ward	Gravelling, Compacting and Installation of Culverts	8	KCG	2022	Roads Directorate
117	Kegogi-Omonyanya-Nyakorogoko	Kegogi Ward	Gravelling, Compacting and Installation of Culverts	8	KCG	2022	Roads Directorate
118	Nyaigwa-Riyabe-Tambacha	Kegogi Ward	Gravelling, Compacting and Installation of Culverts	8	KCG	2022	Roads Directorate
119	Tambacha-Nyachega Bridge	Kegogi Ward	Gravelling, Compacting and Installation of Culverts	8	KCG	2022	Roads Directorate
120	Eronge-Rosiaga-Mwancha	Kegogi Ward	Gravelling, Compacting and Installation of Culverts	8	KCG	2022	Roads Directorate
121	Bomobea Junction-Mwancha-Tambacha	Kegogi Ward	Gravelling, Compacting and Installation of Culverts	8	KCG	2022	Roads Directorate
122	Bwamini-Itumbe	Kegogi Ward	Gravelling, Compacting and Installation of Culverts	8	KCG	2022	Roads Directorate
123	Bwamini-Mogumo-Nyangena-Mosaraba-Oaro	Kegogi Ward	Gravelling, Compacting and Installation of Culverts	8	KCG	2022	Roads Directorate
124	Oaro(Nyamoko)-Bigege-Chiriba	Kegogi Ward	Gravelling, Compacting and Installation of Culverts	8	KCG	2022	Roads Directorate
125	Mesaria-Nyamoko	Kegogi Ward	Gravelling, Compacting and Installation of Culverts	8	KCG	2022	Roads Directorate
126	Nyabirecha-Nyakoora	Kegogi Ward	Gravelling, Compacting and Installation of Culverts	8	KCG	2022	Roads Directorate
127	Kegogi-Omochachi	Kegogi Ward	Gravelling, Compacting and Installation of Culverts	8	KCG	2022	Roads Directorate
128	Tambacha-EKebusa-Gesurura	Kegogi Ward	Gravelling, Compacting and Installation of Culverts	8	KCG	2022	Roads Directorate

129	Omogumo Sch-Momatete-Ekerubo	Kegogi Ward	Gravelling, and Installation of Culverts	8	KCG	2022	Roads Directorate
-----	------------------------------	-------------	--	---	-----	------	-------------------

2. New Roads Construction

The objective of this project is to increase accessibility in the County

No.	Project Name	Project Location	Description of Activities	Cost (Kshs) Million	Sources of Funding	Time frame	Implementing Agency
130	Metembe –Riragi	Kegogi Ward	Gravelling, and Installation of Culverts	8	KCG	2022	Roads Directorate
131	Nyansakia – Oaro	Kegogi Ward	Gravelling, Compacting and Installation of Culverts	8	KCG	2022	Roads Directorate
132	Nyamarongo –Nyansakia-Riachuki-MasambaRiragi	Kegogi Ward	Gravelling, and Installation of Culverts	8	KCG	2022	Roads Directorate
133	Oaro- Mwamonari	Kegogi Ward	Gravelling, Compacting and Installation of Culverts	8	KCG	2022	Roads Directorate
134	Onkubokia- Nyamsonga Borenge	Kegogi Ward	Gravelling, and Installation of Culverts	8	KCG	2022	Roads Directorate
135	Ongago Dispensary- Tabaka- kenyo	Kegogi Ward	Gravelling, Compacting and Installation of Culverts	8	KCG	2022	Roads Directorate
136	Ogango – Soko	Kegogi Ward	Gravelling, and Installation of Culverts	8	KCG	2022	Roads Directorate
137	Bomburia –Omogumo- Kenyoro Girls-Gesonso Metembe - Mosochi Cattle dip	Monyerero Ward	Gravelling, Compacting and Installation of Culverts	8	KCG	2022	Roads Directorate
138	Kenyoro Nyanteru-Bumburua	Monyerero Ward	Gravelling, and Installation of Culverts	8	KCG	2022	Roads Directorate
139	Bongeri -Megogo CDF -Riatogo Riakinda Nyakeboroni Shopping centre- Riakebiro	Monyerero Ward	Gravelling, Compacting and Installation of Culverts	8	KCG	2022	Roads Directorate
140	Ragogo Pri-Nyaigwa FSC-Nyaigwa Maranatha Church	Monyerero Ward	Gravelling, Compacting and Installation of Culverts	8	KCG	2022	Roads Directorate
141	Itibo Pri-Isecha Mkt-Motonto-KegogiGesurura	Monyerero/Kegogi Ward	Gravelling, Compacting and Installation of Culverts	8	KCG	2022	Roads Directorate
142	Ronga-Mwamba-Esegesa Road	Marani Ward	Gravelling, Compacting and Installation of Culverts	8	KCG	2022	Roads Directorate
143	Nyakome-Gekora-Kenyambi Road	Marani Ward	Gravelling, Compacting and Installation of Culverts	8	KCG	2022	Roads Directorate
144	Nyamondo-Nyamare-Maroma Road	Marani Ward	Gravelling, Compacting and Installation of Culverts	8	KCG	2022	Roads Directorate

145	Nyakamba-Maanganga PAG-Nyasore Road	Marani Ward	Gravelling, Compacting and Installation of Culverts	8	KCG	2022	Roads Directorate
146	Nyamataro-Nyakamba-Kiomoona Road	Marani Ward	Gravelling, Compacting and Installation of Culverts	8	KCG	2022	Roads Directorate
147	Nyakongo-Esegesa-Maroma Road	Marani Ward	Gravelling, Compacting and Installation of Culverts	8	KCG	2022	Roads Directorate
148	Maroma-Irianyi-Nyakienko Road	Marani Ward	Gravelling, Compacting and	8	KCG	2022	Roads Directorate

2. New Roads Construction

The objective of this project is to increase accessibility in the County

No.	Project Name	Project Location	Description of Activities	Cost (Kshs) Million	Sources of Funding	Time frame	Implementing Agency
			Installation of Culverts				
149	Gesieka-Isanta-Nyamututa Road	Marani Ward	Gravelling, Compacting and Installation of Culverts	8	KCG	2022	Roads Directorate
150	Gesabakwa-Nyasore-Maangonga Road	Marani Ward	Gravelling, Compacting and Installation of Culverts	8	KCG	2022	Roads Directorate
151	Completion of Gesieka-Gesabakwa – Ebangora Road	Marani Ward	Gravelling, Compacting and Installation of Culverts	8	KCG	2022	Roads Directorate
152	Getare-Nyamagincho-Gesabakwa Road	Marani Ward	Gravelling, Compacting and Installation of Culverts	8	KCG	2022	Roads Directorate
153	Kedegere-Nyamage-Nyasore Road	Marani Ward	Gravelling, Compacting and Installation of Culverts	8	KCG	2022	Roads Directorate
154	Gesieka-Kiareni-Nyansaga Road	Marani Ward	Gravelling, Compacting and Installation of Culverts	8	KCG	2022	Roads Directorate
155	Kiareni-Mogusi-Rigoma Road	Marani Ward	Gravelling, Compacting and Installation of Culverts	8	KCG	2022	Roads Directorate
156	Mbanda-Rigoma Road	Marani Ward	Gravelling, Compacting and Installation of Culverts	8	KCG	2022	Roads Directorate
157	Nyansaga-Nyamabara Ibere-Nyabonge Road	Marani Ward	Gravelling, Compacting and Installation of Culverts	8	KCG	2022	Roads Directorate
158	Marani-Getancho-Nyagonyi Road	Marani Ward	Gravelling, Compacting and Installation of Culverts	8	KCG	2022	Roads Directorate
159	Nyamwanga-Nyakamba SDA-Getionko Road	Marani Ward	Gravelling, Compacting and Installation of Culverts	8	KCG	2022	Roads Directorate

160	Etanda Road	Marani Ward	Gravelling, Compacting and Installation of Culverts	8	KCG	2022	Roads Directorate
161	Mogumo-Gesieka Road	Marani Ward	Gravelling, Compacting and Installation of Culverts	8	KCG	2022	Roads Directorate
162	Mbanda-Kendegere	Marani Ward	Gravelling, Compacting and Installation of Culverts	8	KCG	2022	Roads Directorate
163	Royal Academy-Rioma	Marani Ward	Gravelling, Compacting and Installation of Culverts	8	KCG	2022	Roads Directorate
164	Mbanda-Nyakoe	Marani Ward	Gravelling, Compacting and Installation of Culverts	8	KCG	2022	Roads Directorate
165	Nyangeni Riabuti - Nyansira Road	Birongo Ward	Gravelling, and Installation of Culverts	8	KCG	2022	Roads Directorate
166	Kiamate-Taracha Road	Birongo Ward	Gravelling, Compacting and Installation of Culverts	8	KCG	2022	Roads Directorate

2. New Roads Construction

The objective of this project is to increase accessibility in the County

No.	Project Name	Project Location	Description of Activities	Cost (Kshs) Million	Sources of Funding	Time frame	Implementing Agency
167	Riabuti-Nyabiosi-Chirichiro-Kengerere Road	Birongo Ward	Gravelling, and Installation of Culverts	8	KCG	2022	Roads Directorate
168	Getare-Sagana-Matama Road	Birongo Ward	Gravelling, Compacting and Installation of Culverts	8	KCG	2022	Roads Directorate
169	Taracha-Nyatumbo-Boruma	Birongo Ward	Gravelling, and Installation of Culverts	8	KCG	2022	Roads Directorate
170	Kenyerere-Ironi Secondary Road	Birongo Ward	Gravelling, Compacting and Installation of Culverts	8	KCG	2022	Roads Directorate
171	Egenchoro-Ironi Primary Road	Birongo Ward	Gravelling, and Installation of Culverts	8	KCG	2022	Roads Directorate
172	Kienguku-Nyangeni-Nyabiosi-Bogeche Road	Birongo Ward	Gravelling, Compacting and Installation of Culverts	8	KCG	2022	Roads Directorate
173	Riverbank-Mashauri Road	Bobaracho Ward	Gravelling, and Installation of Culverts	8	KCG	2022	Roads Directorate
174	Kegati-Nyamware Road	Bobaracho Ward	Gravelling, Compacting and Installation of Culverts	8	KCG	2022	Roads Directorate
175	Riverbank-Gekarange Road	Bobaracho Ward	Gravelling, and Installation of Culverts	8	KCG	2022	Roads Directorate

176	Nyosia-Tea Buying Centre Road	Bobaracho Ward	Gravelling, Compacting and Installation of Culverts	8	KCG	2022	Roads Directorate
177	Riamokaya Road	Bobaracho Ward	Gravelling, and Installation of Culverts	8	KCG	2022	Roads Directorate
178	Masongo-Metebgero Road	Kisii Central Ward	Gravelling, and Installation of Culverts	8	KCG	2022	Roads Directorate
179	Getare-Etangi Road	Kisii Central Ward	Gravelling, and Installation of Culverts	8	KCG	2022	Roads Directorate
180	Kiomusago-Omokobi Road	Kisii Central Ward	Gravelling, and Installation of Culverts	8	KCG	2022	Roads Directorate
181	Amenya-Omoturumesi Road	Kisii Central Ward	Gravelling, and Installation of Culverts	8	KCG	2022	Roads Directorate
182	Rionsocho –Ibeno Road	Ibeno Ward	Gravelling, Compacting and Installation of Culverts	8	KCG	2022	Roads Directorate
183	Nyamagwa-Nyakwana Road	Ibeno Ward	Gravelling, and Installation of Culverts	8	KCG	2022	Roads Directorate
183	Nyabisa-Nyakwana Road	Ibeno Ward	Gravelling, Compacting and Installation of Culverts	8	KCG	2022	Roads Directorate
184	Riangabi-Gensinga Bridge	Ibeno Ward	Gravelling, and Installation of	8	KCG	2022	Roads Directorate

2. New Roads Construction

The objective of this project is to increase accessibility in the County

No.	Project Name	Project Location	Description of Activities	Cost (Kshs) Million	Sources of Funding	Time frame	Implementing Agency
			Culverts				
185	Nyanturago - Riomuga Road	Ibeno Ward	Gravelling, Compacting and Installation of Culverts	8	KCG	2022	Roads Directorate
186	Ibeno Mission Backstreet	Ibeno Ward	Gravelling, and Installation of Culverts	8	KCG	2022	Roads Directorate
187	Mobaroko-Nyakwana Road	Kiogoro Ward	Gravelling, and Installation of Culverts	8	KCG	2022	Roads Directorate
188	Matopeni-Nyakwana Road	Kiogoro Ward	Gravelling, and Installation of Culverts	8	KCG	2022	Roads Directorate
189	Matunwa-Chirenge Road	Kiogoro Ward	Gravelling, and Installation of Culverts	8	KCG	2022	Roads Directorate

190	Mogorora-Keyogera Road	Kiogoro Ward	Gravelling, and Installation of Culverts	8	KCG	2022	Roads Directorate
191	Omote-Omoranyi-Riasabani Road	Keumbu Ward	Gravelling, Compacting and Installation of Culverts	8	KCG	2022	Roads Directorate
192	Ritero-Riondonga-Riomomweri Road	Keumbu Ward	Gravelling, and Installation of Culverts	8	KCG	2022	Roads Directorate
193	Riondonga - Rutaro Road	Keumbu Ward	Gravelling, Compacting and Installation of Culverts	8	KCG	2022	Roads Directorate
194	Carpark – Eremo Road	Keumbu Ward	Gravelling, and Installation of Culverts	8	KCG	2022	Roads Directorate
195	Riobichege-Keboba Road	Keumbu Ward	Gravelling, Compacting and Installation of Culverts	8	KCG	2022	Roads Directorate
196	Moremani-Chisaro-Kiamokama Road	Kiamokama Ward	Gravelling, Compacting and Installation of Culverts	8	KCG	2022	Roads Directorate
197	Kiamokama-Nyamagesa Road	Kiamokama Ward	Gravelling, Compacting and Installation of Culverts	8	KCG	2022	Roads Directorate
198	Nyamagesa-Mogonga Road	Kiamokama Ward	Gravelling, Compacting and Installation of Culverts	8	KCG	2022	Roads Directorate
199	Moremani-Ibacho Road	Kiamokama Ward	Gravelling, Compacting and Installation of Culverts	8	KCG	2022	Roads Directorate
200	Riochungo-Eramani-Nyametembe Road	Gesusu Ward	Gravelling, and Installation of Culverts	8	KCG	2022	Roads Directorate
201	Riongata-Masabo Market-Masabo Primary Road	Gesusu Ward	Gravelling, Compacting and Installation of Culverts	8	KCG	2022	Roads Directorate
202	Getare – Nyationgongi Road	Gesusu Ward	Gravelling, and Installation of Culverts	8	KCG	2022	Roads Directorate

2. *New Roads Construction*

The objective of this project is to increase accessibility in the County

No.	Project Name	Project Location	Description of Activities	Cost (Kshs) Million	Sources of Funding	Time frame	Implementing Agency
203	Kiamokama-Riabegi-Emokiga-Kegogi Road	Gesusu Ward	Gravelling, Compacting and Installation of Culverts	8	KCG	2022	Roads Directorate
204	Gesabakwa-Moi-Kisii Road	Ichuni Ward	Gravelling, and Installation of Culverts	8	KCG	2022	Roads Directorate
205	Riaisena-Gesabakwa Road	Ichuni Ward	Gravelling, Compacting and Installation of Culverts	8	KCG	2022	Roads Directorate

206	Riamokana - Rionyoka Road	Ichuni Ward	Gravelling, and Installation of Culverts	8	KCG	2022	Roads Directorate
207	Masimba-Kerema-Makorogoinwa Road	Masimba Ward	Gravelling, Compacting and Installation of Culverts	8	KCG	2022	Roads Directorate
208	makorogoinwa-riage Road	Masimba Ward	Gravelling, and Installation of Culverts	8	KCG	2022	Roads Directorate
209	Riabigugu-Nyagegeni-Ramasha Road	Masimba Ward	Gravelling, Compacting and Installation of Culverts	8	KCG	2022	Roads Directorate
210	Riamichoki- Ekona Road	Masimba Ward	Gravelling, and Installation of Culverts	8	KCG	2022	Roads Directorate
211	Masimba-Riuri-Mosisa Road.	Masimba Ward	Gravelling, Compacting and Installation of Culverts	8	KCG	2022	Roads Directorate
212	Nyanturago-Ikorongo Road	Nyamasibi Ward	Gravelling, Compacting and Installation of Culverts	8	KCG	2022	Roads Directorate
213	Nyanturago-Ramasha Road	Nyamasibi Ward	Gravelling, Compacting and Installation of Culverts	8	KCG	2022	Roads Directorate
214	Ekona-Sosera-Nyamasibi Road	Nyamasibi Ward	Gravelling, Compacting and Installation of Culverts	8	KCG	2022	Roads Directorate
215	Okiamba-Nyamunga Bridge	Nyamasibi Ward	Gravelling, Compacting and Installation of Culverts	8	KCG	2022	Roads Directorate
216	Orencho-Nyakembe-Kabonyo-Rianyamari Road	Boikanga Ward	Gravelling, and Installation of Culverts	8	KCG	2022	Roads Directorate
217	Nyakeboirere-Ichuni-Riouma Road	Boikanga Ward	Gravelling, Compacting and Installation of Culverts	8	KCG	2022	Roads Directorate
218	Ichuni Junction-Ichuni Primary School Road	Boikanga Ward	Gravelling, and Installation of Culverts	8	KCG	2022	Roads Directorate
219	Suguta-Emesa Secondary-Mochengo Road	Boikanga Ward	Gravelling, Compacting and Installation of Culverts	8	KCG	2022	Roads Directorate
220	Nyakembene-Boige dispensary-Mabiosi Road	Boikanga Ward	Gravelling, and Installation of Culverts	8	KCG	2022	Roads Directorate
221	Nyakorere Primary-Bridge	Boikanga Ward	Gravelling, Compacting and	8	KCG	2022	Roads Directorate

2. *New Roads Construction*

The objective of this project is to increase accessibility in the County

No.	Project Name	Project Location	Description of Activities	Cost (Kshs) Million	Sources of Funding	Time frame	Implementing Agency
-----	--------------	------------------	---------------------------	---------------------	--------------------	------------	---------------------

			Installation of Culverts				
222	Giasobera Primary-Kabonyo Road	Boikanga Ward	Gravelling, and Installation of Culverts	8	KCG	2022	Roads Directorate
223	Omokoyo-Rioganga Road	Boikanga Ward	Gravelling, Compacting and Installation of Culverts	8	KCG	2022	Roads Directorate
224	Orondo-Gesonso Road	Boikanga Ward	Gravelling, and Installation of Culverts	8	KCG	2022	Roads Directorate
225	Riosiri Poda-Nyamarambe-Ayora Road	Bogetenga Ward	Gravelling, Compacting and Installation of Culverts	8	KCG	2022	Roads Directorate
226	Nyandigwa-Omogwa-Mote-Onkoba Road	Bogetenga Ward	Gravelling, and Installation of Culverts	8	KCG	2022	Roads Directorate
227	Nyandigwa-Kiabigoria-Nyabigwa Stadium	Bogetenga Ward	Gravelling, Compacting and Installation of Culverts	8	KCG	2022	Roads Directorate
228	Nduru-Kiambori-Kenyoro-NyamonariaEsaka-Matangamaro Road	Bogetenga Ward	Gravelling, and Installation of Culverts	8	KCG	2022	Roads Directorate
229	Nyamarambe-Kenyoro-Esaka-MalangamanoIkoba Road	Bogetenga Ward	Gravelling, Compacting and Installation of Culverts	8	KCG	2022	Roads Directorate
230	Riakmeri-Mongane-Riosii Road	Bogetenga Ward	Gravelling, and Installation of Culverts	8	KCG	2022	Roads Directorate
231	Omogwa-Oendo-Omonyasoti river	Bogetenga Ward	Gravelling, Compacting and Installation of Culverts	8	KCG	2022	Roads Directorate
232	Sawa sawa – Etono police - Nduru Primary School	Bogetenga Ward	Gravelling, and Installation of Culverts	8	KCG	2022	Roads Directorate
233	Suguta-Ritaro-Riamanenga Road	Getenga Ward	Gravelling, Compacting and Installation of Culverts	8	KCG	2022	Roads Directorate
234	Arura-Ekerongo-Orienyo-Kenunchi Road	Getenga Ward	Gravelling, and Installation of Culverts	8	KCG	2022	Roads Directorate
235	Riamandere-Orienyo-Riamariega Road	Getenga Ward	Gravelling, Compacting and Installation of Culverts	8	KCG	2022	Roads Directorate
236	Suguta-Metaburo-Etago Road	Getenga Ward	Gravelling, and Installation of Culverts	8	KCG	2022	Roads Directorate
237	Riamanua-Nyailuina Road	Getenga Ward	Gravelling, Compacting and Installation of Culverts	8	KCG	2022	Roads Directorate
238	Omoyo-Metabuni Road	Getenga Ward	Gravelling, and Installation of Culverts	8	KCG	2022	Roads Directorate
239	Muma Hill Round Road	Getenga Ward	Gravelling, Compacting and Installation of Culverts	8	KCG	2022	Roads Directorate

2. New Roads Construction

The objective of this project is to increase accessibility in the County

No.	Project Name	Project Location	Description of Activities	Cost (Kshs) Million	Sources of Funding	Time frame	Implementing Agency
240	Orienyo-Riosoro Road	Getenga Ward	Gravelling, and Installation of Culverts	8	KCG	2022	Roads Directorate
241	Riamaaya-Nyakeyo-Eburi Dispensary Road	Moticho Ward	Gravelling, Compacting and Installation of Culverts	8	KCG	2022	Roads Directorate
242	Nyangweta-Riagesare Road	Moticho Ward	Gravelling, and Installation of Culverts	8	KCG	2022	Roads Directorate
243	Itibo-Nyabera Road	Moticho Ward	Gravelling, Compacting and Installation of Culverts	8	KCG	2022	Roads Directorate
244	Ruma-Getionkio Road	Moticho Ward	Gravelling, and Installation of Culverts	8	KCG	2022	Roads Directorate
245	Mesaria-Ongongo Road	Moticho Ward	Gravelling, Compacting and Installation of Culverts	8	KCG	2022	Roads Directorate
246	Mariwa-Otendo-Bosaga Road	Moticho Ward	Gravelling, and Installation of Culverts	8	KCG	2022	Roads Directorate
247	Eburi market-Riaboera-Nyangweta Road	Moticho Ward	Gravelling, Compacting and Installation of Culverts	8	KCG	2022	Roads Directorate
248	Rosiaga-Sare Road	Moticho Ward	Gravelling, and Installation of Culverts	8	KCG	2022	Roads Directorate
249	Maroo-Nyagetokono Road	Moticho Ward	Gravelling, Compacting and Installation of Culverts	8	KCG	2022	Roads Directorate
250	Riagumo-Nyakeyo Road	Moticho Ward	Gravelling, and Installation of Culverts	8	KCG	2022	Roads Directorate
251	Nyansembe-Riagumo Road	Moticho Ward	Gravelling, Compacting and Installation of Culverts	8	KCG	2022	Roads Directorate
252	Kianyandega-Riambera Road	Moticho Ward	Gravelling, and Installation of Culverts	8	KCG	2022	Roads Directorate
253	Riamonko-Ibende Road	Chitago Borabu Ward	Gravelling, Compacting and Installation of Culverts	8	KCG	2022	Roads Directorate
254	Kenuchi-Rianyambeki Road	Chitago Borabu Ward	Gravelling, and Installation of Culverts	8	KCG	2022	Roads Directorate
255	Narok-Itibonge Road	Chitago Borabu Ward	Gravelling, Compacting and Installation of Culverts	8	KCG	2022	Roads Directorate
256	Etago Market-Maosa-Nyangweta Forest Road	Chitago Borabu Ward	Gravelling, and Installation of Culverts	8	KCG	2022	Roads Directorate

257	Rio-Oinde-Sengeny Road	Chitago Borabu Ward	Gravelling, Compacting and Installation of Culverts	8	KCG	2022	Roads Directorate
258	Ria-atima-Bwo-Oriango Road	Chitago Borabu Ward	Gravelling, and Installation of	8	KCG	2022	Roads Directorate

2. New Roads Construction

The objective of this project is to increase accessibility in the County

No.	Project Name	Project Location	Description of Activities	Cost (Kshs) Million	Sources of Funding	Time frame	Implementing Agency
			Culverts				
259	Kionguku-Nyasasa-Oenga Road	Chitago Borabu Ward	Gravelling, Compacting and Installation of Culverts	8	KCG	2022	Roads Directorate
260	Etago-Ria-Nyarongo-Ekona Road	Chitago Borabu Ward	Gravelling, and Installation of Culverts	8	KCG	2022	Roads Directorate
261	Riabange-Nyabigonkoru Road	Chitago Borabu Ward	Gravelling, Compacting and Installation of Culverts	8	KCG	2022	Roads Directorate
262	Nyangweta-Nchoro Road	Chitago Borabu Ward	Gravelling, and Installation of Culverts	8	KCG	2022	Roads Directorate
263	Riasuta-Ekona Road	Chitago Borabu Ward	Gravelling, Compacting and Installation of Culverts	8	KCG	2022	Roads Directorate
264	Omaanya-Nyakorere-Kiagware-Nyamiomu Road	Chitago Borabu Ward	Gravelling, and Installation of Culverts	8	KCG	2022	Roads Directorate
265	Banana hotel –riombasa Road	Chitago Borabu Ward	Gravelling, Compacting and Installation of Culverts	8	KCG	2022	Roads Directorate
266	Riomaoro-Nyaigena-Itambe-RianyaangeBomware-Iteke Road	Chitago Borabu Ward	Gravelling, and Installation of Culverts	8	KCG	2022	Roads Directorate
267	Bwo-Ochieng Bridge	Chitago Borabu Ward	Gravelling, Compacting and Installation of Culverts	8	KCG	2022	Roads Directorate
268	Omoko-Mosasa-Rianyamage-Getabo Road	Nyakoe Ward	Gravelling, Compacting and Installation of Culverts	8	KCG	2022	Roads Directorate
269	Nyabogotu-Rianyabwogi-Rianyambariga Road	Nyakoe Ward	Gravelling, Compacting and Installation of Culverts	8	KCG	2022	Roads Directorate
270	Riamakana-Rigoma Road	Nyakoe Ward	Gravelling, Compacting and Installation of Culverts	8	KCG	2022	Roads Directorate
271	Iranda-Nyanguru-Mbanda Road	Nyakoe Ward	Gravelling, Compacting and Installation of Culverts	8	KCG	2022	Roads Directorate

272	Nyanguru-Getare-Geturi Road	Nyakoe Ward	Gravelling, Compacting and Installation of Culverts	8	KCG	2022	Roads Directorate
273	Nyanguru Tea Buying Centre-Geturi-RietebaRiamirina-Rianyanchoga Road	Nyakoe Ward	Gravelling, Compacting and Installation of Culverts	8	KCG	2022	Roads Directorate
274	Rinyandago-St. Marys /Cardinal	Bogeka Ward	Gravelling, Compacting and Installation of Culverts	8	KCG	2022	Roads Directorate
275	Momoima-Bishops	Bogeka Ward	Gravelling, Compacting and Installation of Culverts	8	KCG	2022	Roads Directorate
276	Riayohana Otero-Sakagwa- Riotero	Bogeka Ward	Gravelling, Compacting and Installation of Culverts	8	KCG	2022	Roads Directorate

2. *New Roads Construction*

The objective of this project is to increase accessibility in the County

No.	Project Name	Project Location	Description of Activities	Cost (Kshs) Million	Sources of Funding	Time frame	Implementing Agency
277	Matongo-Riamanoti	Bogeka Ward	Gravelling, Compacting and Installation of Culverts	8	KCG	2022	Roads Directorate
278	Marani Junction-St.Barbara Catholic Road	Bogeka Ward	Gravelling, Compacting and Installation of Culverts	8	KCG	2022	Roads Directorate
279	St.Mary's-Nyaore Primary	Bogeka Ward	Gravelling, Compacting and Installation of Culverts	8	KCG	2022	Roads Directorate
280	Nyaore-Rianyamoti	Bogeka Ward	Gravelling, Compacting and Installation of Culverts	8	KCG	2022	Roads Directorate
281	Bomeroga SDA-Nyakoe Quarry	Bogeka Ward	Gravelling, Compacting and Installation of Culverts	8	KCG	2022	Roads Directorate
282	Riotero-Nyaore Secondary	Bogeka Ward	Gravelling, Compacting and Installation of Culverts	8	KCG	2022	Roads Directorate
283	Dr.Ogaro-Johana Otero	Bogeka Ward	Gravelling, Compacting and Installation of Culverts	8	KCG	2022	Roads Directorate
284	Riongori-Rikenye-Nyonsia Catholic	Bogeka Ward	Gravelling, Compacting and Installation of Culverts	8	KCG	2022	Roads Directorate
285	Egetonto-Riagetuba	Bogeka Ward	Gravelling, Compacting and Installation of Culverts	8	KCG	2022	Roads Directorate
286	Getare-Egesa Road	Kitutu Central Ward	Gravelling, Compacting and Installation of Culverts	8	KCG	2022	Roads Directorate
287	Egesa-Jokevilla	Kitutu Central Ward	Gravelling, Compacting and Installation of Culverts	8	KCG	2022	Roads Directorate

288	Nyanchwa Pri-Omosasa	Kitutu Central Ward	Gravelling, Compacting and Installation of Culverts	8	KCG	2022	Roads Directorate
289	Sokomjinga-Cameroon Flat-Botori	Kitutu Central Ward	Gravelling, Compacting and Installation of Culverts	8	KCG	2022	Roads Directorate
290	Nyaora-Nyaora Spring-Obiri-ObagaMabondo-Getare	Kitutu Central Ward	Gravelling, Compacting and Installation of Culverts	8	KCG	2022	Roads Directorate
291	Getare-Rigena-Mosioma	Kitutu Central Ward	Gravelling, Compacting and Installation of Culverts	8	KCG	2022	Roads Directorate
293	Windspark-Rigena Road	Kitutu Central Ward	Gravelling, Compacting and Installation of Culverts	8	KCG	2022	Roads Directorate
294	Nyangena-Botori-Bochari Road	Kitutu Central Ward	Gravelling, Compacting and Installation of Culverts	8	KCG	2022	Roads Directorate
295	Darajambili mkt-Moora-Nyabikondo-Osoro	Kitutu Central Ward	Gravelling, Compacting and Installation of Culverts	8	KCG	2022	Roads Directorate
296	Getare-Egesa-Jokevilla Road	Kitutu Central Ward	Tarmacking, Compacting and	8	KCG	2022	Roads Directorate

2. New Roads Construction

The objective of this project is to increase accessibility in the County

No.	Project Name	Project Location	Description of Activities	Cost (Kshs) Million	Sources of Funding	Time frame	Implementing Agency
			Installation of Culverts				
297	Nyamataro-Matoke-Nyabururu Girls	Kitutu Central Ward	Tarmacking, Compacting and Installation of Culverts	8	KCG	2022	Roads Directorate
298	Gechinchio-Darajambili Mkt	Kitutu Central Ward	Batch filling, culvert cleaning, installation and drainage system	8	KCG	2022	Roads Directorate
299	Kisii-Nyamataro Road	Kitutu Central Ward	Gravelling, Compacting and Installation of Culverts	8	KCG	2022	Roads Directorate
300	Mwamogesa-Bochura-Nyamataro Road	Kitutu Central Ward	Gravelling, Compacting and Installation of Culverts	8	KCG	2022	Roads Directorate
301	Getare-Nyatieko Road	Kitutu Central Ward	Gravelling, Compacting and Installation of Culverts	8	KCG	2022	Roads Directorate
302	Nyamiobo-Daraja Mbili Road	Kitutu Central Ward	Gravelling, Compacting and Installation of Culverts	8	KCG	2022	Roads Directorate
303	Nyamataro-Omosocho-Nyamiobo-Egesa Road	Kitutu Central Ward	Gravelling, Compacting and Installation of Culverts	8	KCG	2022	Roads Directorate

304	Ebate-Nyagacho Road	Nyatieko Ward	Gravelling, Compacting and Installation of Culverts	8	KCG	2022	Roads Directorate
305	Ebate-Riabineri Road	Nyatieko Ward	Gravelling, Compacting and Installation of Culverts	8	KCG	2022	Roads Directorate
306	Orobooti-Kanyimbo Road	Nyatieko Ward	Gravelling, Compacting and Installation of Culverts	8	KCG	2022	Roads Directorate
307	Gesarara-Mogumo Road	Nyatieko Ward	Gravelling, Compacting and Installation of Culverts	8	KCG	2022	Roads Directorate
308	Gesarara-Kanyimbo Road	Nyatieko Ward	Gravelling, Compacting and Installation of Culverts	8	KCG	2022	Roads Directorate
309	Kodero- Ratand Road	Bogusero Ward	Gravelling, and Installation of Culverts	8	KCG	2022	Roads Directorate
310	Bogeka Secondary-Nyanchogochi Road	Bogusero Ward	Gravelling, Compacting and Installation of Culverts	8	KCG	2022	Roads Directorate
311	Rubai- Nyamaosi Road	Bogusero Ward	Gravelling, and Installation of Culverts	8	KCG	2022	Roads Directorate
312	Kodero- Ratand Road	Bogusero Ward	Gravelling, Compacting and Installation of Culverts	8	KCG	2022	Roads Directorate
313	Nyamwaya Catholic-Egatare-Getionko	Sensi Ward	Gravelling, Compacting and Installation of Culverts	8	KCG	2022	Roads Directorate
314	Sensi TBC-Sensi Pri-Chief's CampNyamokomba	Sensi Ward	Gravelling, Compacting and Installation of Culverts	3	KCG	2018-2022	Roads Directorate

2. New Roads Construction

The objective of this project is to increase accessibility in the County

No.	Project Name	Project Location	Description of Activities	Cost (Kshs) Million	Sources of Funding	Time frame	Implementing Agency
315	Sensi Chief's Camp-Rianga-Kambi OngikiManga Hospital	Sensi Ward	Gravelling, Compacting and Installation of Culverts	3	KCG	2018-2022	Roads Directorate
316	Sensi TBC-Omosasa-Nyankoyo-GetionkoRianyagicha-Nyagesenda-Keera	Sensi Ward	Gravelling, Compacting and Installation of Culverts	3	KCG	2018-2022	Roads Directorate
317	Nyabworoba-Mekonge-H.Young-Riakerongo	Sensi Ward	Gravelling, Compacting and Installation of Culverts	3	KCG	2018-2022	Roads Directorate
318	Nyabworoba-Rianyatei-Rianyambati	Sensi Ward	Gravelling, Compacting and Installation of Culverts	3	KCG	2018-2022	Roads Directorate
319	Magen SDA-Riangaya-Nyakundi ColonyKambi Ongiki-Manga	Sensi Ward	Gravelling, Compacting and Installation of Culverts	3	KCG	2018-2022	Roads Directorate

320	Itongo TBC – Bomburia-Kenyero-OmogumoNyakeyo Road	Monyerero Ward	Gravelling, Compacting and Installation of Culverts	3	KCG	2018-2022	Roads Directorate
321	Charachani - Owaro Road	Kegogi Ward	Gravelling, Compacting and Installation of Culverts	3	KCG	2018-2022	Roads Directorate
322	Kiareni – Gesieka Road	Marani Ward	Gravelling, Compacting and Installation of Culverts	3	KCG	2018-2022	Roads Directorate
324	Tambacha - Masakwe - Nyagesenda Road	Kegogi - Sensi – Monyerero	Gravelling, Compacting and Installation of Culverts	3	KCG	2018-2022	Roads Directorate
325	Tambacha-Gesurura-Nyaoga Stage	Monyerero Ward	Gravelling, Compacting and Installation of Culverts	3	KCG	2018-2022	Roads Directorate
326	Nyakoora – Oaro Road	Kegogi Ward	Gravelling, Compacting and Installation of Culverts	3	KCG	2018-2022	Roads Directorate
327	Rioma – Nyakoora – Kegogi Road	Sensi/Kegogi Ward	Gravelling, Compacting and Installation of Culverts	3	KCG	2018-2022	Roads Directorate
328	Sombogo – Nyagoto – Nyamarianyi Road	Sensi Ward	Gravelling, Compacting and Installation of Culverts	3	KCG	2018-2022	Roads Directorate
329	Borangi- Kiamasase	Marani	Gravelling, Compacting and Installation of Culverts	3	KCG	2018-2022	Roads Directorate
330	Sombogo-Getenga-Esiteni Road	Sensi Ward	Gravelling, Compacting and Installation of Culverts	3	KCG	2018-2022	Roads Directorate
331	Engoto goti sign post-Engoto goti PriNyabogotu PAG	Sensi Ward	Gravelling, Compacting and Installation of Culverts	3	KCG	2018-2022	Roads Directorate
332	Sensi Riobwaya-Matangamano-RiamanameEngoto Junction-Engoto Primary	Sensi Ward	Gravelling, Compacting and Installation of Culverts	3	KCG	2018-2022	Roads Directorate
333	Deliverance Church-Geturi Sec-JunctionBosisange-Kionganyo Primary	Sensi Ward	Gravelling, Compacting and Installation of Culverts	3	KCG	2018-2022	Roads Directorate
334	Engoto PAG-Nyandoke-Getionko-Bwo	Sensi Ward	Gravelling, Compacting and	3	KCG	2018-	Roads Directorate

2. New Roads Construction

The objective of this project is to increase accessibility in the County

No.	Project Name	Project Location	Description of Activities	Cost (Kshs) Million	Sources of Funding	Time frame	Implementing Agency
	Ongou		Installation of Culverts			2022	
335	Nyamariba-Mouko-Rioma-Ondiri SDAMasongo	Sensi Ward	Gravelling, Compacting and Installation of Culverts	3	KCG	2018-2022	Roads Directorate

336	Riamokua-Nyamagundo-Omuga-Ekona Ya Sira-Ragwanda-Omogoba-Rioma	Sensi Ward	Gravelling, Compacting and Installation of Culverts	3	KCG	2018-2022	Roads Directorate
337	Getionko-Orobasi-Emanyi-Nyagoto PriRosiaga-Isambo	Sensi Ward	Gravelling, Compacting and Installation of Culverts	3	KCG	2018-2022	Roads Directorate
338	Nyansimwamu(Onyakawa)-Omogere-Bwombori-Bwarisa-Nyangoso-Nyabirecha-Nyandege	Sensi Ward	Gravelling, Compacting and Installation of Culverts	3	KCG	2018-2022	Roads Directorate
339	Engoto goti Pri-Nyabogotu project-Nyandieka	Sensi Ward	Gravelling, Compacting and Installation of Culverts	3	KCG	2018-2022	Roads Directorate
340	Moyare-Nyakeiri-Chimo-Eronge Road	Sensi Ward	Gravelling, Compacting and Installation of Culverts	3	KCG	2018-2022	Roads Directorate
341	Isambo-Kanyimbo-Soko-Obwari-Itumbe Road	Sensi Ward	Gravelling, Compacting and Installation of Culverts	3	KCG	2018-2022	Roads Directorate
342	Isambo-Bwaanyoga-Obwari Road	Sensi Ward	Gravelling, Compacting and Installation of Culverts	3	KCG	2018-2022	Roads Directorate
343	Moyare-Nyanchogu Coffee Factory-Masakwe Road	Sensi Ward	Gravelling, Compacting and Installation of Culverts	3	KCG	2018-2022	Roads Directorate
344	Rigena Riatemba-Nyakenogo-Marani Road	Sensi/Marani Ward	Gravelling, Compacting and Installation of Culverts	3	KCG	2018-2022	Roads Directorate
345	Nyakeiri TBC-Chimo-Riamakura-Mogori Road	Sensi Ward	Gravelling, Compacting and Installation of Culverts	3	KCG	2018-2022	Roads Directorate
346	Masongo – Stage Botabori Road	Sensi Ward	Gravelling, Compacting and Installation of Culverts	3	KCG	2018-2022	Roads Directorate
347	Masongo – Rioma Police Station Road	Sensi/Marani Ward	Gravelling, Compacting and Installation of Culverts	3	KCG	2018-2022	Roads Directorate
348	Rioma – Ensegesa – Kiomooncha – Stage Botabori Road	Marani Ward	Gravelling, Compacting and Installation of Culverts	3	KCG	2018-2022	Roads Directorate
349	Riakerongo-Masakwe – Chimo Road	Sensi/Monyerero Ward	Gravelling, Compacting and Installation of Culverts	3	KCG	2018-2022	Roads Directorate
350	Kiamogore- Itongo Road	Marani Ward	Gravelling, Compacting and Installation of Culverts	3	KCG	2018-2022	Roads Directorate
351	Riabetta-Riamagara-Sameta Pry-NyamokenyeRise Road	Sameta/Mokwerero Ward	Gravelling, Compacting and Installation of Culverts	3	KCG	2018-2022	Roads Directorate
352	Kiamogore- Itongo Road	Marani Ward	Gravelling, Compacting and	3	KCG	2018-	Roads Directorate

2. *New Roads Construction*

The objective of this project is to increase accessibility in the County

No.	Project Name	Project Location	Description of Activities	Cost (Kshs) Million	Sources of Funding	Time frame	Implementing Agency
			Installation of Culverts			2022	
353	Rigoma- Moturu- Getare Catholic Road	Marani Ward	Gravelling, Compacting and Installation of Culverts	3	KCG	2018-2022	Roads Directorate
354	Metembe Pri-Ekerubo-Pero Junction	Kegogi Ward	Gravelling, Compacting and Installation of Culverts	3	KCG	2018-2022	Roads Directorate
355	Ekerubo-Kiobonyo-Nyameru-MosobotiNyansakia	Kegogi Ward	Gravelling, Compacting and Installation of Culverts	3	KCG	2018-2022	Roads Directorate
356	Getare-Riachebera-Riatom Road	Bogusero Ward	Gravelling, Compacting and Installation of Culverts	3	KCG	2018-2022	Roads Directorate
357	Riamabutu-Nyagacha Road	Gravelling, Compacting and Installation of Culverts	Gravelling, Compacting and Installation of Culverts	3	KCG	2018-2022	Roads Directorate
358	Mwamorira-Nyamokenye Road	Gravelling, Compacting and Installation of Culverts	Gravelling, Compacting and Installation of Culverts	3	KCG	2018-2022	Roads Directorate
359	Nyabigena Road	Gravelling, Compacting and Installation of Culverts	Gravelling, Compacting and Installation of Culverts	3	KCG	2018-2022	Roads Directorate
360	Nyamondo-Riabworie Road	Gravelling, Compacting and Installation of Culverts	Gravelling, Compacting and Installation of Culverts	3	KCG	2018-2022	Roads Directorate
361	Ongicha-Matieko Road	Gravelling, Compacting and Installation of Culverts	Gravelling, Compacting and Installation of Culverts	3	KCG	2018-2022	Roads Directorate
362	Mama Diana Fore Road	Gravelling, Compacting and Installation of Culverts	Gravelling, Compacting and Installation of Culverts	3	KCG	2018-2022	Roads Directorate
363	Nyarere-Motontera-Matieko Road	Gravelling, Compacting and Installation of Culverts	Gravelling, Compacting and Installation of Culverts	3	KCG	2018-2022	Roads Directorate
364	Ebangora-Gesabakwa Road	Gravelling, Compacting and Installation of Culverts	Gravelling, Compacting and Installation of Culverts	3	KCG	2018-2022	Roads Directorate
365	Etora-Itibo-Gesieka Road	Gravelling, Compacting and Installation of Culverts	Gravelling, Compacting and Installation of Culverts	3	KCG	2018-2022	Roads Directorate

366	Nyachogochi-Kaminiambo Road	Gravelling, Compacting and Installation of	Gravelling, Compacting and Installation of Culverts	3	KCG	2018-2022	Roads Directorate
2. New Roads Construction							
The objective of this project is to increase accessibility in the County							
No.	Project Name	Project Location	Description of Activities	Cost (Kshs) Million	Sources of Funding	Time frame	Implementing Agency
		Culverts					

6.3. Programme Name: Public Works Services

(a). New Project Proposals

Construction of foot bridges

The Objective of this project is to increase connectivity among communities in the County

No.	Project Name	Project Location	Description of Activities	Cost (Kshs) Million	Sources of Funding	Time frame	Implementing Agency
1.	i. Nyakeyo- Nyonyo -Nyansakia ii. Chimo-Engoto iii. Nyasaga-Tambacha iv. Onkuboke-Nyamasoga v. Riongweno vi. Ekerubo vii. Mwomurwa viii. Mosobeti ix. Obosando	Kegogi Ward	Construction of steel bridge	28	KCG	2018-2020	Public Works Directorate
2.	i. ii. Rianada Rera	Bogusero Ward	Construction of steel bridge	14	KCG	2018-2020	Public Works Directorate
3.	i. ii. Keberesi Farm Kerongororo-Nyachora Water Spring	Bokimonge Ward	Construction of steel bridge	14	KCG	2018-2020	Public Works Directorate

4.	i. Rioma, ii. Itare, iii. Omosasa iv. H.young v. Rangenyo vi. Mabuti Siera vii. Omuga viii. Nyamagundo ix. Riarinusi x. Nyagoto,	Sensi Ward	Construction of steel bridge	35	KCG	2018-2020	Public Works Directorate
----	---	------------	------------------------------	----	-----	-----------	--------------------------

6.3. Programme Name: Public Works Services

(a). New Project Proposals

Construction of foot bridges

The Objective of this project is to increase connectivity among communities in the County

	xi. Masongo xii. Nyabonge-Enoto goti						
5.	i. Isanta, ii. Rikenye, iii. Getacho, iv. Isanta v. Mogusi vi. Rianyabuya vii. Nyamare viii. maroma ix. Eramba, x. Getonto, xi. Machine, xii. Nyansaga, xiii. Rianyamuya xiv. Rigoma	Marani Ward	Construction of steel bridge	63	KCG	2018-2020	Public Works Directorate

6.	i. Nyakoe Society ii. between St Mary-Rianyamus Road iii. Nyakoe machine-Bonyagatanyi iv. Riagetuba-Miriano	Bogeka Ward	Construction of steel bridge	14	KCG	2018-2020	Public Works Directorate
7.	i. Rigoma, ii. Riamogusu, iii. Riotwori, iv. Rianzaanga, v. Rieteba, vi. Riamochache vii. Riondari	Nyakoe Ward	Construction of steel bridge	49	KCG	2018-2020	Public Works Directorate
8.	i. Monkunankuna, ii. Riomingo iii. Gesonso-Mochengo iv. Bwakuma-Nyamonari v. Moma Nyandiwa	Boikang'a Ward	Construction of steel bridge	42	KCG	2018-2020	Public Works Directorate
9.	i. Nduru primary and secondary ii. Riosiri-Nyagichenche	Bogetenga Ward	Construction of steel bridge	32	KCG	2018-	Public Works Directorate

6.3. Programme Name: Public Works Services

(a). New Project Proposals

Construction of foot bridges

The Objective of this project is to increase connectivity among communities in the County

	primary Southview-Riambori iii. Catholic church iv. Gosere-Getembe station					2020	
10.	i. ii. Getare iii. Bosaga Metaburo	Getenga Ward	Construction of steel bridge	15	KCG	2018-2020	Public Works Directorate

11.	i. ii. Eberege iii. Keera iv. Nyasasa Ekona	Chitago	Construction of steel bridge	17	KCG	2018-2020	Public Works Directorate
12.	i. ii. Ndonyo iii. Sare iv. Riobugo v. Nyagetonkono Riamakang'a	Moticho	Construction of steel bridge	20	KCG	2018-2020	Public Works Directorate
13.	i. ii. Marwanga-Chinsangio iii. Riondicho-Okinyi Riakirion	Boochi Tendere	Construction of steel bridge	12	KCG	2018-2020	Public Works Directorate
14.	i. ii. Etono iii. Riobuba iv. Kiru v. Riamokua, vi. Riamachuki Kerongo	Bombaba Borabu Ward	Construction of steel bridge	18	KCG	2018-2020	Public Works Directorate
15.	i. ii. Riamanga iii. Riatanasi iv. Gesinga Riombeo	Boochi Borabu	Construction of steel bridge	21	KCG	2018-2020	Public Works Directorate
16.	i. ii. Eiouko-Omogumo-Eberege iii. Rianyokangi iv. Riakeya v. Rianyabayo, vi. Riendo river Riamanoa	Magenche Ward	Construction of steel bridge	23	KCG	2018-2020	Public Works Directorate

6.3. Programme Name: Public Works Services

(a). New Project Proposals

Construction of foot bridges

The Objective of this project is to increase connectivity among communities in the County

	vii. Riaongori						
--	----------------	--	--	--	--	--	--

	viii.	Riorenge						
17.	i. ii.	Rionditi iii. Riamatogo iv. Esamba Riosoro	Bomarenda Ward	Construction of steel bridge	15	KCG	2018-2020	Public Works Directorate
18.	i. ii.	Rianyagwansa iii. Ekerorano iv. Nyankundo v. Nyasagati vi. Rianyachoti vii. Nyamwari Riamogesa	Riana Ward	Construction of steel bridge	16	KCG	2018-2020	Public Works Directorate
19.	i. ii.	Riamatibe iii. Riareri iv. Riamagige Embiru	Bomariba Ward	Construction of steel bridge	12	KCG	2018-2020	Public Works Directorate
20.	i. ii.	Mwamisoko iii. Gesuguri Riamogaka	Bogiakumu Ward	Construction of steel bridge	9	KCG	2018-2020	Public Works Directorate
21.	i. ii.	Riogitengi/Nyachae iii. Kegati/Nyaguta iv. Riondong'a/Nyaturubo v. Getungurumo/Bridge vi. Nyamware/Getiongo vii. Kenagwa/Bon'ga Gisebe/Nyaturubo Pr	Keumbu Ward	Construction of steel bridge	18	KCG	2018-2020	Public Works Directorate
22.	i. ii.	Rikendo Kabosi	Ibeno Ward	Construction of steel bridge	6	KCG	2018-2020	Public Works Directorate
23.	i. ii.	Kenyerere-Boruma iii. Kianate/Ironi Boruma Tea Buying-Ironi	Birongo Ward	Construction of steel bridge	12	KCG	2018-2020	Public Works Directorate
24.	i.	Nyaura - Gechochi Menyinkwa	Kisii Central Ward	Construction of steel bridge	6	KCG	2018-2020	Public Works Directorate
25.	i. ii.	Rianyoka Riokono	Ichuni Ward	Construction of steel bridge	6	KCG	2018-2020	Public Works Directorate

6.3. Programme Name: Public Works Services

(a). New Project Proposals

Construction of foot bridges

The Objective of this project is to increase connectivity among communities in the County

26.	i. ii. iii.	Bogongo Nyamagesa-Bonyagatanyi Ichuni –Got Nyango	Nyamasibi Ward	Construction of steel bridge	8	KCG	2018-2020	Public Works Directorate
27.	i. ii. iii. iv. v.	Riagtenga Ikenye Riorori Getare Riamoturi	Gesusu Ward	Construction of steel bridge	12	KCG	2018-2020	Public Works Directorate
28.	i. ii. iii.	Borangi Mkt-Ebiosi Keera- Mochengo Keera	Nyachekei Ward	Construction of steel bridge	14	KCG	2018-2020	Public Works Directorate
29.	i. ii. iii. iv. v. vi.	Rianathani Nyabete sec. Nyabisia Rianyandoro Rianyamonungu Mogutano Riobwori	Bogetaorio Ward	Construction of steel bridge	18	KCG	2018-2020	Public Works Directorate
30.	i. ii. iii.	Rianyankaba-Riabasweti Sameta-Mosora Rianyakangi-Iyabe	Sameta Ward	Construction of steel bridge	12	KCG	2018-2020	Public Works Directorate
31.	i. ii. iii. iv. v.	Riagesare Rianyaosi Rianyambane Riamangabo Rianchore	Bassi Central Ward	Construction of steel bridge	15	KCG	2018-2020	Public Works Directorate
32.	i. ii. iii.	Riambase Secondary – Riamosago Nyantira-Nyamache Town Riagakondo-Riamosago	Masige East Ward	Construction of steel bridge	14	KCG	2018-2020	Public Works Directorate
33.	i. ii. iii. iv. v.	Riamakendo Rialameck Omobondo-Maji mazuri Rionsare omogonchoro	Masige West Ward	Construction of steel bridge	16	KCG	2018-2020	Public Works Directorate

		Mosora						
34.	i.	Riamogotu,	Boitang'are	Construction of steel bridge	12	KCG	2018-2020	Public Works
6.3. Programme Name: Public Works Services								
(a). New Project Proposals								
Construction of foot bridges								
The Objective of this project is to increase connectivity among communities in the County								
	ii. iii.	Riamorisi,	Ward					Directorate
	iv.	Turwa Mabiria						
35.	i. ii. iii.	Nyangena-Nyabururu	Kitutu Central	Construction of steel bridge	12	KCG	2018-2020	Public Works Directorate
	iv.	St.Stephen's-Moora Getenga Road MTC-Slaughter Hse						
36.		Riamokema	Bogusero	Construction of steel bridge	12	KCG	2018-2020	Public Works Directorate
	i. ii. iii.	Riogiri						
	iv.	Riachabera						
	v.	Ebangora						
	vi.	Nyamatuta I & II						
	vii.	Nyamondo I & II						
	viii.	Ringera						
	ix.	Nyamokenye						
	x.	Riyabe						
	xi.	Riamumbo						
	xii. xiii.	Riaminano						
	xiv.	Riatandi-Matongo						
	xv.	Raganga						
	xvi. xvii.	Rianyakiri						
	xviii.	Lutheran						
		Nyamaosi						
		Etibu						
		Nyamochiro						

Name: Trade, Tourism and Industry

A. On-going projects

No.	Project Name	Project Location	Objective	Targets	Description of Activities	Green Economy Consideration	Cost (KShs. Mill)	Sources of Funding	Time Frame	Implementing Agency
Programme Name: Market Development										
1.	Daraja Mbili Retail Market	Kitutu Central Ward	To promote environment conducive for business	Police post, toilets, Bank, ATM cubicles, SACCO rooms, 88 stores, hotel, cold rooms, revenue office and conference hall	Completion of the ground floor, Construction of two additional floors, electrical works, mechanical works, boreholes, perimeter wall and gate	Completion of the project will reduce pollution on river Nyakomesaro	308	National Government	June 2016- June 2018	Ministry of Transport, Infrastructure, Housing and Urban Development
2	Etago ESP (fresh Produce Market)	Chitago Borabu Ward	To improve trading environment	Increased business activities	Construction of Canopies, toilets, cubicles, fence and gate		10	National Government	2011- 2019	Ministry of Transport, Infrastructure, Housing and Urban Development

B.

C. New Projects

No.	Project Name	Project Location	Objective	Targets	Description of Activities	Cost (KShs. Mill)	Sources of Funding	Time frame	Implementing Agency	Remarks
Programme Name: Market Development										
1. Construction of Retail Markets										

1	Ogembo Retail Markets	Boochi Tendere	To promote environment conducive for business	Operational by 2019	Construction of perimeter wall, toilets, stores, cool rooms, mechanical works, electrical works	30	KCG	2018-2020	Trade Department	The project will open up Ogembo market and enhance revenue collection. It is expected to serve three wards
2	Nyansira	Birongo	To promote environment conducive for business	Increase revenue collection	Construction of cubicles, toilets, fence and gate	10	KCG	2018-2019	Trade Department	The project will improve marketing of farm produce
3	Nyanturago	Ibeno	To promote environment conducive for business	Increase revenue collection	Construction of cubicles, toilets, fence and gate	10	KCG	2018-2019	Trade Department	The project will improve marketing of farm produce
4	Kegati	Bobaracho	To promote environment conducive for business	Increase revenue collection	Construction of cubicles, toilets, fence and gate	10	KCG	2018-2019	Trade Department	The project will improve marketing of farm produce
5	Egesa	Kitutu Central	To promote environment conducive for business	Increase revenue collection	Construction of cubicles, toilets, fence and gate	10	KCG	2018-2019	Trade Department	The project will improve marketing of farm produce
6	Nyamataro	Kitutu Central	To promote environment conducive for business	Increase revenue collection	Construction of cubicles, toilets, fence and gate	10	KCG	2018-2019	Trade Department	The project will improve marketing of farm produce
7	Green valley	Kitutu Central	To promote environment conducive for business	Increase revenue collection	Construction of cubicles, toilets, fence and gate	10	KCG	2018-2019	Trade Department	The project will improve marketing of farm produce
8	Keumbu	Keumbu	To promote environment conducive for business	Increase revenue collection	Construction of cubicles, toilets, fence and gate	10	KCG	2018-2019	Trade Department	The project will improve marketing of farm produce
9	Kiogoro	Kiogoro	To promote	Increase	Construction of	10	KCG	2018-	Trade	The project will

			environment conducive for business	revenue collection	cubicles, toilets, fence and gate			2019	Department	improve marketing of farm produce
10	Friends Market	Gesusu	To promote environment conducive for business	Increase revenue collection	Construction of cubicles, toilets, fence and gate	10	KCG	2018-2019	Trade Department	The project will improve marketing of farm produce
11	Suguta	Masimba	To promote environment conducive for business	Increase revenue collection	Construction of cubicles, toilets, fence and gate	10	KCG	2018-2019	Trade Department	The project will improve marketing of farm produce
12	Nyamasibi	Nyamasibi	To promote environment conducive for business	Increase revenue collection	Construction of cubicles, toilets, fence and gate	10	KCG	2018-2019	Trade Department	The project will improve marketing of farm produce
13	Mogwebo	Kiamokama	To promote environment conducive for business	Increase revenue collection	Construction of cubicles, toilets, fence and gate	10	KCG	2019-2020	Trade Department	The project will improve marketing of farm produce
14	Ekerubo	Ichuni	To promote environment conducive for business	Increase revenue collection	Construction of cubicles, toilets, fence and gate	10	KCG	2019-2020	Trade Department	The project will improve marketing of farm produce
15	Nyabitunwa	Bokimonge	To promote environment conducive for business	Increase revenue collection	Construction of cubicles, toilets, fence and gate	10	KCG	2019-2020	Trade Department	The project will improve marketing of farm produce
16	Magena	Bombaba	To promote environment conducive for business	Increase revenue collection	Construction of cubicles, toilets, fence and gate	10	KCG	2019-2020	Trade Department	The project will improve marketing of farm produce
17	Nyagancha	Magenche	To promote environment conducive for business	Increase revenue collection	Construction of cubicles, toilets, fence and gate	10	KCG	2019-2020	Trade Department	The project will improve marketing of farm produce
18	Misesi	Majoge Bassi	To promote environment conducive for business	Increase revenue collection	Construction of cubicles, toilets, fence and gate	10	KCG	2019-2020	Trade Department	The project will improve marketing of farm produce

19	Ibencho	Sengera Bosoti	To promote environment conducive for business	Increase revenue collection	Construction of cubicles, toilets, fence and gate	10	KCG	2019-2020	Trade Department	The project will improve marketing of farm produce
20	Gesonso	Bogiakumu	To promote	Increase	Construction of	10	KCG	2019-	Trade	The project will

			environment conducive for business	revenue collection	cubicles, toilets, fence and gate			2020	Department	improve marketing of farm produce
21	Motonto	Bomorenda	To promote environment conducive for business	Increase revenue collection	Construction of cubicles, toilets, fence and gate	10	KCG	2020-2022	Trade Department	The project will improve marketing of farm produce
22	Igonga	Bomariba	To promote environment conducive for business	Increase revenue collection	Construction of cubicles, toilets, fence and gate	10	KCG	2020-2022	Trade Department	The project will improve marketing of farm produce
23	Nyamira	Riana	To promote environment conducive for business	Increase revenue collection	Construction of cubicles, toilets, fence and gate	10	KCG	2020-2022	Trade Department	The project will improve marketing of farm produce
24	Nyamaiya	Chitago	To promote environment conducive for business	Increase revenue collection	Construction of cubicles, toilets, fence and gate	10	KCG	2020-2022	Trade Department	The project will improve marketing of farm produce
25	Tabaka	Tabaka	To promote environment conducive for business	Increase revenue collection	Construction of cubicles, toilets, fence and gate	10	KCG	2020-2022	Trade Department	The project will improve marketing of farm produce
26	Maroo	Moticho	To promote environment conducive for business	Increase revenue collection	Construction of cubicles, toilets, fence and gate	10	KCG	2020-2022	Trade Department	The project will improve marketing of farm produce
27	Mochengo	Boikang'a	To promote environment conducive for business	Increase revenue collection	Construction of cubicles, toilets, fence and gate	10	KCG	2020-2022	Trade Department	The project will improve marketing of farm produce

28	Nyamarambe	Bogetenga	To promote environment conducive for business	Increase revenue collection	Construction of cubicles, toilets, fence and gate	10	KCG	2020-2022	Trade Department	The project will improve marketing of farm produce
29	Kegogi	Kegogi	To promote environment conducive for business	Increase revenue collection	Construction of cubicles, toilets, fence and gate	10	KCG	2020-2022	Trade Department	The project will improve marketing of farm produce
30	Eronge	Monyerero	To promote environment conducive for business	Increase revenue collection	Construction of cubicles, toilets, fence and gate	10	KCG	2020-2022	Trade Department	The project will improve marketing of farm produce
31	Nyakeburoni	Monyerero	To promote	Increase	Construction of	10	KCG	2020-	Trade	The project will

			environment conducive for business	revenue collection	cubicles, toilets, fence and gate			2022	Department	improve marketing of farm produce
32	Isecha	Monyerero	To promote environment conducive for business	Increase revenue collection	Construction of cubicles, toilets, fence and gate	10	KCG	2020-2022	Trade Department	The project will improve marketing of farm produce
33	Bobaracho	Monyerero	To promote environment conducive for business	Increase revenue collection	Construction of cubicles, toilets, fence and gate	10	KCG	2020-2022	Trade Department	The project will improve marketing of farm produce
34	Sensi	Sensi	To promote environment conducive for business	Increase revenue collection	Construction of cubicles, toilets, fence and gate	10	KCG	2020-2022	Trade Department	The project will improve marketing of farm produce
35	Rioma	Sensi	To promote environment conducive for business	Increase revenue collection	Construction of cubicles, toilets, fence and gate	10	KCG	2020-2022	Trade Department	The project will improve marketing of farm produce
36	Sombogo	Sensi	To promote environment conducive for business	Increase revenue collection	Construction of cubicles, toilets, fence and gate	10	KCG	2020-2022	Trade Department	The project will improve marketing of farm produce

37	Ikogocho	Sensi	To promote environment conducive for business	Increase revenue collection	Construction of cubicles, toilets, fence and gate	10	KCG	2020-2022	Trade Department	The project will improve marketing of farm produce
38	Nyakoe	Bogeka	To promote environment conducive for business	Increase revenue collection	Construction of cubicles, toilets, fence and gate	10	KCG	2020-2022	Trade Department	The project will improve marketing of farm produce
39	Raganga	Bogusero	To promote environment conducive for business	Increase revenue collection	Construction of cubicles, toilets, fence and gate	10	KCG	2020-2022	Trade Department	The project will improve marketing of farm produce
40	Nyakoe	Nyakoe	To promote environment conducive for business	Increase revenue collection	Construction of cubicles, toilets, fence and gate	10	KCG	2020-2022	Trade Department	The project will improve marketing of farm produce
41	Riatwenyo	Nyatieko	To promote environment conducive for business	Increase revenue collection	Construction of cubicles, toilets, fence and gate	10	KCG	2020-2022	Trade Department	The project will improve marketing of farm produce
42	Igare	Boitang'are	To promote	Increase	Construction of	10	KCG	2020-	Trade	The project will

			environment conducive for business	revenue collection	cubicles, toilets, fence and gate			2022	Department	improve marketing of farm produce
43	Nyacheki	Nyacheki	To promote environment conducive for business	Increase revenue collection	Construction of cubicles, toilets, fence and gate	10	KCG	2020-2022	Trade Department	The project will improve marketing of farm produce
44	Nyamache	Masige West	To promote environment conducive for business	Increase revenue collection	Construction of cubicles, toilets, fence and gate	10	KCG	2020-2022	Trade Department	The project will improve marketing of farm produce
45	Itumbe	Bobasi Chache	To promote environment conducive for business	Increase revenue collection	Construction of cubicles, toilets, fence and gate	10	KCG	2020-2022	Trade Department	The project will improve marketing of farm produce

46	Kenyerere	Mokwerero	To promote environment conducive for business	Increase revenue collection	Construction of cubicles, toilets, fence and gate	10	KCG	2020-2022	Trade Department	The project will improve marketing of farm produce
47	Nyangusu	Bassi Bogetaorio	To promote environment conducive for business	Increase revenue collection	Construction of cubicles, toilets, fence and gate	10	KCG	2020-2022	Trade Department	The project will improve marketing of farm produce
48	Maji Mazuri	Bassi Central	To promote environment conducive for business	Increase revenue collection	Construction of cubicles, toilets, fence and gate	10	KCG	2020-2022	Trade Department	The project will improve marketing of farm produce
49	Emenwa	Bassi Central	To promote environment conducive for business	Increase revenue collection	Construction of cubicles, toilets, fence and gate	10	KCG	2020-2022	Trade Department	The project will improve marketing of farm produce
50	Marani	Marani Ward	To promote environment conducive for business	Increase revenue collection	Ongoing-Construction of cubicles, toilets, fence and gate	10	KCG	2020-2022	Trade Department	The project will improve marketing of farm produce
51	Gesieka	Marani Ward	To promote environment conducive for business	Increase revenue collection	Ongoing-Construction of cubicles, toilets, fence and gate	10	KCG	2020-2022	Trade Department	The project will improve marketing of farm produce
52	Kimooncha	Marani Ward	To promote environment conducive for business	Increase revenue collection	Ongoing-Construction of cubicles, toilets, fence and gate	10	KCG	2020-2022	Trade Department	The project will improve marketing of farm produce
53	Kendegere	Marani Ward	To promote environment conducive for business	Increase revenue collection	Construction of cubicles, toilets, fence and gate	10	KCG	2020-2022	Trade Department	The project will improve marketing of farm produce
54	Kiareni	Marani Ward	To promote environment conducive for business	Increase revenue collection	Construction of cubicles, toilets, fence and gate	10	KCG	2020-2022	Trade Department	The project will improve marketing of farm produce

55	Gesabakwa	Marani Ward	To promote environment conducive for business	Increase revenue collection	Construction of cubicles, toilets, fence and gate	10	KCG	2020-2022	Trade Department	The project will improve marketing of farm produce
56	Nyansaga	Marani Ward	To promote environment conducive for business	Increase revenue collection	Construction of cubicles, toilets, fence and gate	10	KCG	2020-2022	Trade Department	The project will improve marketing of farm produce
57	Riamanera	Bogusero Ward	To promote environment conducive for business	Increase revenue collection	Construction of cubicles, toilets, fence and gate	10	KCG	2020-2022	Trade Department	The project will improve marketing of farm produce
58	Nyamatuta	Bogusero Ward	To promote environment conducive for business	Increase revenue collection	Construction of cubicles, toilets, fence and gate	10	KCG	2020-2022	Trade Department	The project will improve marketing of farm produce

2. Construction of Market Sheds

1	Nyangusu	Basi Bogetaorio	To improve trading environment	2 market sheds	Construction of canopies and walkways	1.4	KCG	2018-2022	Trade Department	The County will partner with other development to construct more.
2	Bobaracho	Bobaracho	To create environment conducive for business	2 market sheds	Construction of canopies and walkways	1.4	KCG	2018-2022	Trade Department	The County will partner with other development to construct more.
3	Kegati	Bobaracho	To improve hygiene	2 market sheds	Construction of canopies and walkways	1.4	KCG	2018-2022	Trade Department	The County will partner with other development to construct more.
4	Ititi	Bogeka	To enhance trading environment	2 market sheds	Construction of canopies and walkways	1.4	KCG	2018-2022	Trade Department	The County will partner with other development to construct more.

5	Matongo	Bogeka	To attract business investment	2 market sheds	Construction of canopies and walkways	1.4	KCG	2018-2022	Trade Department	The County will partner with other development to construct more.
6	Nyakoe	Bogeka	To improve trading environment	2 market sheds	Construction of canopies and walkways	1.4	KCG	2018-2022	Trade Department	The County will partner with other development to construct more.

7	Rionyonka	Bogeka	To create environment conducive for business	2 market sheds	Construction of canopies and walkways	1.4	KCG	2018-2022	Trade Department	The County will partner with other development to construct more.
8	Riosiri	Bogetenga	To improve hygiene	2 market sheds	Construction of canopies and walkways	1.4	KCG	2018-2022	Trade Department	The County will partner with other development to construct more.
9	Gesonso	Bogiakumu	To enhance trading environment	2 market sheds	Construction of canopies and walkways	1.4	KCG	2018-2022	Trade Department	The County will partner with other development to construct more.
10	Nyabioto	Bogiakumu	To attract business investment	2 market sheds	Construction of canopies and walkways	1.4	KCG	2018-2022	Trade Department	The County will partner with other development to construct more.
11	Mosocho	Bogusero	To improve trading environment	2 market sheds	Construction of canopies and walkways	1.4	KCG	2018-2022	Trade Department	The County will partner with other development to construct more.
12	Raganga	Bogusero	To create environment conducive for business	2 market sheds	Construction of canopies and walkways	1.4	KCG	2018-2022	Trade Department	The County will partner with other development to

											construct more.
--	--	--	--	--	--	--	--	--	--	--	-----------------

13	Ruga	Bogusero	To improve hygiene	2 market sheds	Construction of canopies and walkways	1.4	KCG	2018-2022	Trade Department	The County will partner with other development to construct more.
14	Nyakebureire	Boikang'a	To enhance trading environment	2 market sheds	Construction of canopies and walkways	1.4	KCG	2018-2022	Trade Department	The County will partner with other development to construct more.
15	Riobara	Boitang'are	To attract business investment	2 market sheds	Construction of canopies and walkways	1.4	KCG	2018-2022	Trade Department	The County will partner with other development to construct more.
16	Omobera	Bokimonge	To improve trading environment	2 market sheds	Construction of canopies and walkways	1.4	KCG	2018-2022	Trade Department	The County will partner with other development to construct more.
17	Riokindo	Bokimonge	To create environment conducive for business	2 market sheds	Construction of canopies and walkways	1.4	KCG	2018-2022	Trade Department	The County will partner with other development to construct more.
18	Bigogo	Bomariba	To improve hygiene	2 market sheds	Construction of canopies and walkways	1.4	KCG	2018-2022	Trade Department	The County will partner with other development to construct more.

19	Gesero	Bomariba	To enhance trading environment	2 market sheds	Construction of canopies and walkways	1.4	KCG	2018-2022	Trade Department	The County will partner with other development to construct more.
20	Ikoba	Bomariba	To attract business investment	2 market sheds	Construction of canopies and walkways	1.4	KCG	2018-2022	Trade Department	The County will partner with other development to construct more.
21	Kasarani	Bomariba	To improve trading environment	2 market sheds	Construction of canopies and walkways	1.4	KCG	2018-2022	Trade Department	The County will partner with other development to construct more.
22	Mogumo	Bomariba	To create environment conducive for business	2 market sheds	Construction of canopies and walkways	1.4	KCG	2018-2022	Trade Department	The County will partner with other development to construct more.
23	Nyabieyo	Bomariba	To improve hygiene	2 market sheds	Construction of canopies and walkways	1.4	KCG	2018-2022	Trade Department	The County will partner with other development to construct more.
24	Nyagweka	Bomariba	To enhance trading environment	2 market sheds	Construction of canopies and walkways	1.4	KCG	2018-2022	Trade Department	The County will partner with other development to construct more.

25	Getumo	Bombaba	To attract business investment	2 market sheds	Construction of canopies and walkways	1.4	KCG	2018-2022	Trade Department	The County will partner with other development to construct more.
26	Magena	Bombaba	To improve trading environment	2 market sheds	Construction of canopies and walkways	1.4	KCG	2018-2022	Trade Department	The County will partner with other development to

										construct more.
27	Mogonga	Bombaba	To create environment conducive for business	2 market sheds	Construction of canopies and walkways	1.4	KCG	2018-2022	Trade Department	The County will partner with other development to construct more.
28	Tono	Bombaba	To improve hygiene	2 market sheds	Construction of canopies and walkways	1.4	KCG	2018-2022	Trade Department	The County will partner with other development to construct more.
29	Itibo	Bomorenda	To enhance trading environment	2 market sheds	Construction of canopies and walkways	1.4	KCG	2018-2022	Trade Department	The County will partner with other development to construct more.
30	Ritembu	Boochi Borabu	To attract business investment	2 market sheds	Construction of canopies and walkways	1.4	KCG	2018-2022	Trade Department	The County will partner with other development to construct more.

31	Maroo	Boochi Tendere	To improve trading environment	2 market sheds	Construction of canopies and walkways	1.4	KCG	2018-2022	Trade Department	The County will partner with other development to construct more.
32	Mogenda	Chitago	To create environment conducive for business	2 market sheds	Construction of canopies and walkways	1.4	KCG	2018-2022	Trade Department	The County will partner with other development to construct more.
33	Gesusu	Gesusu	To improve hygiene	2 market sheds	Construction of canopies and walkways	1.4	KCG	2018-2022	Trade Department	The County will partner with other development to construct more.

34	Geteri	Gesusu	To enhance trading environment	2 market sheds	Construction of canopies and walkways	1.4	KCG	2018-2022	Trade Department	The County will partner with other development to construct more.
35	Ekorongo	Getenga	To attract business investment	2 market sheds	Construction of canopies and walkways	1.4	KCG	2018-2022	Trade Department	The County will partner with other development to construct more.
36	Getare	Getenga	To improve trading environment	2 market sheds	Construction of canopies and walkways	1.4	KCG	2018-2022	Trade Department	The County will partner with other development to construct more.

37	Muma	Getenga	To create environment conducive for business	2 market sheds	Construction of canopies and walkways	1.4	KCG	2018-2022	Trade Department	The County will partner with other development to construct more.
38	Suguta	Getenga	To improve hygiene	2 market sheds	Construction of canopies and walkways	1.4	KCG	2018-2022	Trade Department	The County will partner with other development to construct more.
39	Tureti	Getenga	To enhance trading environment	2 market sheds	Construction of canopies and walkways	1.4	KCG	2018-2022	Trade Department	The County will partner with other development to construct more.
40	Nyabisabo	Ibeno	To attract business investment	2 market sheds	Construction of canopies and walkways	1.4	KCG	2018-2022	Trade Department	The County will partner with other development to construct more.
41	Nyanturago	Ibeno	To improve trading environment	2 market sheds	Construction of canopies and walkways	1.4	KCG	2018-2022	Trade Department	The County will partner with other development to

										construct more.
42	Rigena	Ibeno	To create environment conducive for business	2 market sheds	Construction of canopies and walkways	1.4	KCG	2018-2022	Trade Department	The County will partner with other development to construct more.

43	Keroka	Ichuni	To improve hygiene	2 market sheds	Construction of canopies and walkways	1.4	KCG	2018-2022	Trade Department	The County will partner with other development to construct more.
44	Enkubokia	Kegogi	To enhance trading environment	2 market sheds	Construction of canopies and walkways	1.4	KCG	2018-2022	Trade Department	The County will partner with other development to construct more.
45	Kegogi	Kegogi	To attract business investment	2 market sheds	Construction of canopies and walkways	1.4	KCG	2018-2022	Trade Department	The County will partner with other development to construct more.
46	Ngokoro	Kegogi	To improve trading environment	2 market sheds	Construction of canopies and walkways	1.4	KCG	2018-2022	Trade Department	The County will partner with other development to construct more.
47	Nyakoora	Kegogi	To create environment conducive for business	2 market sheds	Construction of canopies and walkways	1.4	KCG	2018-2022	Trade Department	The County will partner with other development to construct more.
48	Gianchere	Keumbu	To improve hygiene	2 market sheds	Construction of canopies and walkways	1.4	KCG	2018-2022	Trade Department	The County will partner with other development to construct more.

49	Marigiti	Keumbu	To enhance trading environment	2 market sheds	Construction of canopies and walkways	1.4	KCG	2018-2022	Trade Department	The County will partner with other development to construct more.
50	Kiamokama	Kiamokama	To attract business investment	2 market sheds	Construction of canopies and walkways	1.4	KCG	2018-2022	Trade Department	The County will partner with other development to construct more.
51	Kiogoro	Kiogoro	To improve trading environment	2 market sheds	Construction of canopies and walkways	1.4	KCG	2018-2022	Trade Department	The County will partner with other development to construct more.
52	Nyaguta	Kiogoro	To create environment conducive for business	2 market sheds	Construction of canopies and walkways	1.4	KCG	2018-2022	Trade Department	The County will partner with other development to construct more.
53	Jogoo green	Kisii Central	To improve hygiene	2 market sheds	Construction of canopies and walkways	1.4	KCG	2018-2022	Trade Department	The County will partner with other development to construct more.
54	Eberenge	Magenche	To enhance trading environment	2 market sheds	Construction of canopies and walkways	1.4	KCG	2018-2022	Trade Department	The County will partner with other development to construct more.
55	Magenche	Magenche	To attract business investment	2 market sheds	Construction of canopies and walkways	1.4	KCG	2018-2022	Trade Department	The County will partner with other development to construct more.

56	Nyaboire	Magenche	To improve trading environment	2 market sheds	Construction of canopies and walkways	1.4	KCG	2018-2022	Trade Department	The County will partner with other development to construct more.
57	Tonooko	Magenche	To create environment conducive for business	2 market sheds	Construction of canopies and walkways	1.4	KCG	2018-2022	Trade Department	The County will partner with other development to construct more.
58	Bara Nne	Majoge Bassi	To improve hygiene	2 market sheds	Construction of canopies and walkways	1.4	KCG	2018-2022	Trade Department	The County will partner with other development to construct more.
59	Egetuki	Majoge Bassi	To enhance trading environment	2 market sheds	Construction of canopies and walkways	1.4	KCG	2018-2022	Trade Department	The County will partner with other development to construct more.
60	Getaki	Majoge Bassi	To attract business investment	2 market sheds	Construction of canopies and walkways	1.4	KCG	2018-2022	Trade Department	The County will partner with other development to construct more.

61	Gesieka	Marani	To improve trading environment	2 market sheds	Construction of canopies and walkways	1.4	KCG	2018-2022	Trade Department	The County will partner with other development to construct more.
62	Marani	Marani	To create environment conducive for business	2 market sheds	Construction of canopies and walkways	1.4	KCG	2018-2022	Trade Department	The County will partner with other development to construct more.
63	Nyamache	Masige East	To improve hygiene	2 market sheds	Construction of canopies and walkways	1.4	KCG	2018-2022	Trade Department	The County will partner with other development to

											construct more.
64	Mosorwa	Masige West	To enhance trading environment	2 market sheds	Construction of canopies and walkways	1.4	KCG	2018-2022	Trade Department	The County will partner with other development to construct more.	
65	Nyabisia	Masige West	To attract business investment	2 market sheds	Construction of canopies and walkways	1.4	KCG	2018-2022	Trade Department	The County will partner with other development to construct more.	
66	Omosaria	Masige West	To improve trading environment	2 market sheds	Construction of canopies and walkways	1.4	KCG	2018-2022	Trade Department	The County will partner with other development to construct more.	

67	Ibanchore	Masimba	To create environment conducive for business	2 market sheds	Construction of canopies and walkways	1.4	KCG	2018-2022	Trade Department	The County will partner with other development to construct more.
68	Masimba	Masimba	To improve hygiene	2 market sheds	Construction of canopies and walkways	1.4	KCG	2018-2022	Trade Department	The County will partner with other development to construct more.
69	Ramasha	Masimba	To enhance trading environment	2 market sheds	Construction of canopies and walkways	1.4	KCG	2018-2022	Trade Department	The County will partner with other development to construct more.
70	Sameta	Mokwerero	To attract business investment	2 market sheds	Construction of canopies and walkways	1.4	KCG	2018-2022	Trade Department	The County will partner with other development to construct more.

71	Ayora	Moticho	To improve trading environment	2 market sheds	Construction of canopies and walkways	1.4	KCG	2018-2022	Trade Department	The County will partner with other development to construct more.
72	Chotororo	Moticho	To create environment conducive for business	2 market sheds	Construction of canopies and walkways	1.4	KCG	2018-2022	Trade Department	The County will partner with other development to construct more.
73	Nyabera	Moticho	To improve hygiene	2 market sheds	Construction of canopies and walkways	1.4	KCG	2018-2022	Trade Department	The County will partner with other development to construct more.
74	Nyakeyo	Moticho	To enhance trading environment	2 market sheds	Construction of canopies and walkways	1.4	KCG	2018-2022	Trade Department	The County will partner with other development to construct more.
75	Rosianga	Moticho	To attract business investment	2 market sheds	Construction of canopies and walkways	1.4	KCG	2018-2022	Trade Department	The County will partner with other development to construct more.
76	Nyacheiki	Nyacheiki	To improve trading environment	2 market sheds	Construction of canopies and walkways	1.4	KCG	2018-2022	Trade Department	The County will partner with other development to construct more.
77	Matongo	Nyakoe	To create environment conducive for business	2 market sheds	Construction of canopies and walkways	1.4	KCG	2018-2022	Trade Department	The County will partner with other development to construct more.
78	Bogonta	Nyamasibi	To improve hygiene	2 market sheds	Construction of canopies and walkways	1.4	KCG	2018-2022	Trade Department	The County will partner with other development to

										construct more.
--	--	--	--	--	--	--	--	--	--	-----------------

79	Kionduso	Bassi Bogetaorio	To enhance trading environment	2 market sheds	Construction of canopies and walkways	1.4	KCG	2018-2022	Trade Department	The County will partner with other development to construct more.
80	Igege	Nyatieko	To attract business investment	2 market sheds	Construction of canopies and walkways	1.4	KCG	2018-2022	Trade Department	The County will partner with other development to construct more.
81	Iranda	Nyatieko	To improve trading environment	1 market shed	Construction of canopies and walkways	0.7	KCG	2018-2022	Trade Department	The County will partner with other development to construct more.
82	Riatwenya	Nyatieko	To create environment conducive for business	1 market shed	Construction of canopies and walkways	0.7	KCG	2018-2022	Trade Department	The County will partner with other development to construct more.
83	Mwata	Riana	To improve hygiene	1 market shed	Construction of canopies and walkways	0.7	KCG	2018-2022	Trade Department	The County will partner with other development to construct more.
84	Nyamatumu	Riana	To enhance trading environment	1 market shed	Construction of canopies and walkways	0.7	KCG	2018-2022	Trade Department	The County will partner with other development to construct more.

85	Nyamira	Riana	To attract business investment	1 market shed	Construction of canopies and walkways	0.7	KCG	2018-2022	Trade Department	The County will partner with other development to construct more.
86	Otweyo	Riana	To improve trading environment	1 market shed	Construction of canopies and walkways	0.7	KCG	2018-2022	Trade Department	The County will partner with other development to construct more.
87	Eburi	Sengera Bosoti	To create environment conducive for business	1 market shed	Construction of canopies and walkways	0.7	KCG	2018-2022	Trade Department	The County will partner with other development to construct more.
88	Ibecho	Sengera Bosoti	To improve hygiene	1 market shed	Construction of canopies and walkways	0.7	KCG	2018-2022	Trade Department	The County will partner with other development to construct more.
89	Mesabakwa	Sengera Bosoti	To enhance trading environment	1 market shed	Construction of canopies and walkways	0.7	KCG	2018-2022	Trade Department	The County will partner with other development to construct more.
90	Nyamasege	Sengera Bosoti	To attract business investment	1 market shed	Construction of canopies and walkways	0.7	KCG	2018-2022	Trade Department	The County will partner with other development to construct more.

91	Riama	Sengera Bosoti	To improve trading environment	1 market shed	Construction of canopies and walkways	0.7	KCG	2018-2022	Trade Department	The County will partner with other development to construct more.
----	-------	----------------	--------------------------------	---------------	---------------------------------------	-----	-----	-----------	------------------	---

92	Sengera	Sengera Bosoti	To create environment conducive for business	1 market shed	Construction of canopies and walkways	0.7	KCG	2018-2022	Trade Department	The County will partner with other development to construct more.
93	Sombogo	Sensi	To improve hygiene	1 market shed	Construction of canopies and walkways	0.7	KCG	2018-2022	Trade Department	The County will partner with other development to construct more.
94	Nyabigege	Tabaka	To enhance trading environment	1 market shed	Construction of canopies and walkways	0.7	KCG	2018-2022	Trade Department	The County will partner with other development to construct more.
95	Tabaka	Tabaka	To attract business investment	1 market shed	Construction of canopies and walkways	0.7	KCG	2018-2022	Trade Department	The County will partner with other development to construct more.
96	Nyamataro	Kitutu Central	To attract business investment	Market shed	Construction of canopies and walkways	0.7	KCG	2018-2022	Trade Department	The County will partner with other development to construct more.
97	Green Valley	Kitutu Central	To attract business investment	Market shed	Construction of canopies and walkways	0.7	KCG	2018-2022	Trade Department	The County will partner with other development to construct more.
98	Ititi	Bogeka	To attract business investment	Market shed	Construction of canopies and walkways	0.7	KCG	2018-2022	Trade Department	The County will partner with other development to construct more.
99	Nyakeburoni	Monyerero	To attract business investment	Market shed	Construction of canopies and walkways	0.7	KCG	2018-2022	Trade Department	The County will partner with other development to

										construct more.
100	Isecha	Monyerero	To attract business investment	Market shed	Construction of canopies and walkways	0.7	KCG	2018-2022	Trade Department	The County will partner with other development to construct more.
101	Bobaracho	Monyerero	To attract business investment	Market shed	Construction of canopies and walkways	0.7	KCG	2018-2022	Trade Department	The County will partner with other development to construct more.

3. Fencing of open air markets										
No.	Project Name	Project Location	Objective	Targets	Description of Activities	Cost (KShs. Mill)	Sources of Funding	Time Frame	Implementing Agency	Remarks
1	Nyabisabo	Ibeno	To provide security	Operational market	Construct a perimeter wall and fix a gate.	1	KGG	2018-2019	Trade Department	The County will partner with other agencies to fence more markets.
2	Bobaracho	Bobaracho	To provide security	Operational market	Construct a perimeter wall and fix a gate.	1	KGG	2018-2019	Trade Department	The County will partner with other agencies to fence more markets.
3	Jogoo Green	Kisii Central	To provide security	Operational market	Construct a perimeter wall and fix a gate.	1	KGG	2018-2019	Trade Department	The County will partner with other agencies to fence more markets.
4	Gianchere	Keumbu	To provide security	Operational market	Construct a perimeter wall and fix a gate.	1	KGG	2018-2019	Trade Department	The County will partner with other agencies to fence more markets.
5	Nyaguta	Kiogoro	To provide security	Operational market	Construct a perimeter wall and fix a gate.	1	KGG	2018-2019	Trade Department	The County will partner with other agencies to fence more markets.
6	Geteri	Gesusu	To provide security	Operational market	Construct a perimeter wall and fix a gate.	1	KGG	2018-2019	Trade Department	The County will partner with other agencies to fence more markets.
7	Ibanchore	Masimba	To provide security	Operational market	Construct a perimeter wall and fix a gate.	1	KGG	2018-2019	Trade Department	The County will partner with other agencies to fence more markets.

8	Bogonta	Nyamasibi	To provide security	Operational market	Construct a perimeter wall and fix a gate.	1	KGG	2018-2019	Trade Department	The County will partner with other agencies to fence more markets.
9	Kiamokama	Kiamokama	To provide security	Operational market	Construct a perimeter wall and fix a gate.	1	KGG	2018-2019	Trade Department	The County will partner with other agencies to fence more markets.
10	Keroka Town	Ichuni	To provide security	Operational market	Construct a perimeter wall and fix a gate.	1	KGG	2018-2019	Trade Department	The County will partner with other agencies to fence more markets.
11	Riokindo	Bokimonge	To provide security	Operational market	Construct a perimeter wall and fix a gate.	1	KGG	2018-2019	Trade Department	The County will partner with other agencies to fence more markets.
12	Mogonga	Bombaba	To provide security	Operational market	Construct a perimeter wall and fix a gate.	1	KGG	2018-2019	Trade Department	The County will partner with other agencies to fence more markets.

13	Eberege	Magenche	To provide security	Operational market	Construct a perimeter wall and fix a gate.	1	KGG	2018-2019	Trade Department	The County will partner with other agencies to fence more markets.
14	Egetuki	Majoge Bassi	To provide security	Operational market	Construct a perimeter wall and fix a gate.	1	KGG	2018-2019	Trade Department	The County will partner with other agencies to fence more markets.
15	Sengera	Sengera Bosoti	To provide security	Operational market	Construct a perimeter wall and fix a gate.	1	KGG	2018-2019	Trade Department	The County will partner with other agencies to fence more markets.
16	Maroo	Boochi Tendere	To provide security	Operational market	Construct a perimeter wall and fix a gate.	1	KGG	2018-2019	Trade Department	The County will partner with other agencies to fence more markets.
17	Nyabioto	Bogiakumu	To provide security	Operational market	Construct a perimeter wall and fix a gate.	1	KGG	2018-2019	Trade Department	The County will partner with other agencies to fence more markets.
18	Itibo	Bomorenda	To provide security	Operational market	Construct a perimeter wall and fix a gate.	1	KGG	2018-2019	Trade Department	The County will partner with other agencies to fence more markets.

19	Kasarani	Bomariba	To provide security	Operational market	Construct a perimeter wall and fix a gate.	1	KGG	2018-2019	Trade Department	The County will partner with other agencies to fence more markets.
20	Nyamatutu	Riana	To provide security	Operational market	Construct a perimeter wall and fix a gate.	1	KGG	2018-2019	Trade Department	The County will partner with other agencies to fence more

										markets.
21	Mogenda	Chitago	To provide security	Operational market	Construct a perimeter wall and fix a gate.	1	KGG	2018-2019	Trade Department	The County will partner with other agencies to fence more markets.
22	Nyabigege	Tabaka	To provide security	Operational market	Construct a perimeter wall and fix a gate.	1	KGG	2018-2019	Trade Department	The County will partner with other agencies to fence more markets.
23	Chotororo	Moticho	To provide security	Operational market	Construct a perimeter wall and fix a gate.	1	KGG	2018-2019	Trade Department	The County will partner with other agencies to fence more markets.
24	Nyakebureire	Boikang'a	To provide security	Operational market	Construct a perimeter wall and fix a gate.	1	KGG	2018-2019	Trade Department	The County will partner with other agencies to fence more markets.

25	Riosiri	Bogetenga	To provide security	Operational market	Construct a perimeter wall and fix a gate.	1	KGG	2018-2019	Trade Department	The County will partner with other agencies to fence more markets.
26	Enkubokia	Kegogi	To provide security	Operational market	Construct a perimeter wall and fix a gate.	1	KGG	2018-2019	Trade Department	The County will partner with other agencies to fence more markets.
27	Bobaracho	Monyerero	To provide security	Operational market	Construct a perimeter wall and fix a gate.	1	KGG	2018-2019	Trade Department	The County will partner with other agencies to fence more markets.

28	Nyakeburoni	Monyerero	To provide security	Operational market	Construct a perimeter wall and fix a gate.	1	KGG	2018-2019	Trade Department	The County will partner with other agencies to fence more markets.
29	Isecha	Monyerero	To provide security	Operational market	Construct a perimeter wall and fix a gate.	1	KGG	2018-2019	Trade Department	The County will partner with other agencies to fence more markets.
29	Sombogo	Sensi	To provide security	Operational market	Construct a perimeter wall and fix a gate.	1	KGG	2018-2019	Trade Department	The County will partner with other agencies to fence more markets.
30	Matongo	Bogeka	To provide security	Operational market	Construct a perimeter wall and fix a gate.	1	KGG	2018-2019	Trade Department	The County will partner with other agencies to fence more markets.
31	Ruga	Bogusero	To provide security	Operational market	Construct a perimeter wall and fix a gate.	1	KGG	2018-2019	Trade Department	The County will partner with other agencies to fence more markets.

32	Matongo	Nyakoe	To provide security	Operational market	Construct a perimeter wall and fix a gate.	1	KGG	2018-2019	Trade Department	The County will partner with other agencies to fence more markets.
33	Igege	Nyatieko	To provide security	Operational market	Construct a perimeter wall and fix a gate.	1	KGG	2018-2019	Trade Department	The County will partner with other agencies to fence more markets.

34	Riobara	Boitang'are	To provide security	Operational market	Construct a perimeter wall and fix a gate.	1	KGG	2018-2019	Trade Department	The County will partner with other agencies to fence more markets.
35	Sameta	Mokwerero	To provide security	Operational market	Construct a perimeter wall and fix a gate.	1	KGG	2018-2019	Trade Department	The County will partner with other agencies to fence more markets.
36	Kionduso	Bassi Bogetaorio	To provide security	Operational market	Construct a perimeter wall and fix a gate.	1	KGG	2018-2019	Trade Department	The County will partner with other agencies to fence more markets.
37	Suguta	Bassi Central	To provide security	Operational market	Construct a perimeter wall and fix a gate.	1	KGG	2018-2019	Trade Department	The County will partner with other agencies to fence more markets.
38	Green Valley	Kitutu Central	To provide security	Operational market	Construct a perimeter wall and fix a gate.	1	KGG	2018-2019	Trade Department	The County will partner with other agencies to fence more markets.
39	Nyamataro	Kitutu Central	To provide security	Operational market	Construct a perimeter wall and fix a gate.	1	KGG	2018-2019	Trade Department	The County will partner with other agencies to fence more markets.
40	Marani	Marani	To provide security	Operational market	Construct a perimeter wall and fix a gate.	1	KGG	2018-2019	Trade Department	The County will partner with other agencies to fence more
										markets.
41	Gesieka	Marani	To provide security	Operational market	Construct a perimeter wall and fix a gate.	1	KGG	2018-2019	Trade Department	The County will partner with other agencies to fence more

										markets.
42	Kiomooncha	Marani	To provide security	Operational market	Construct a perimeter wall and fix a gate.	1	KGG	2018-2019	Trade Department	The County will partner with other agencies to fence more markets.
43	Nyakoe	Bogeka	To provide security	Operational market	Construct a perimeter wall and fix a gate.	1	KGG	2018-2019	Trade Department	The County will partner with other agencies to fence more markets.
44	Ititi	Bogeka	To provide security	Operational market	Construct a perimeter wall and fix a gate.	1	KGG	2018-2019	Trade Department	The County will partner with other agencies to fence more markets.

4. Construction of Toilets										
No.	Project Name	Project Location	Objective	Targets	Description of Activities	Cost (KShs. Mill)	Sources of Funding	Time Frame	Implementing Agency	Remarks
1	Ekerubo	Ichuni	To Improve hygiene	To be completed by June 2019	Digging of a pit, civil works, and installation of a tank	2	KCG	2018-2022	Trade Department	County to partner with other agencies to construct more toilets.
2	Eronge	Monyerero	To Improve hygiene	To be completed by June 2019	Digging of a pit, civil works, and installation of a tank	2	KCG	2018-2022	Trade Department	County to partner with other agencies to construct more toilets.
3	Bobaracho	Monyerero	To Improve hygiene	To be completed by June 2019	Digging of a pit, civil works, and installation of a tank	2	KCG	2018-2022	Trade Department	County to partner with other agencies to construct more toilets.
4	Nyakeburoni	Monyerero	To Improve hygiene	To be completed by June 2019	Digging of a pit, civil works, and installation of a tank	2	KCG	2018-2022	Trade Department	County to partner with other agencies to construct more toilets.
5	Isecha	Monyerero	To Improve hygiene	To be completed by June 2019	Digging of a pit, civil works, and installation of a tank	2	KCG	2018-2022	Trade Department	County to partner with other agencies to construct more toilets.

6	Gesonso	Bogiakumu	To Improve hygiene	To be completed by June 2019	Digging of a pit, civil works, and installation of a tank	2	KCG	2018-2022	Trade Department	County to partner with other agencies to construct more toilets.
7	Ibacho	Kiamokama	To Improve hygiene	To be completed by June 2019	Digging of a pit, civil works, and installation of a tank	2	KCG	2018-2022	Trade Department	County to partner with other agencies to construct more toilets.
8	Irongo	Bassi Chache	To Improve hygiene	To be completed by June 2019	Digging of a pit, civil works, and installation of a tank	2	KCG	2018-2022	Trade Department	County to partner with other agencies to construct more toilets.

9	Matongo	Bogeka	To Improve hygiene	To be completed by June 2019	Digging of a pit, civil works, and installation of a tank	2	KCG	2018-2022	Trade Department	County to partner with other agencies to construct more toilets.
10	Matunwa	Kiogoro	To Improve hygiene	To be completed by June 2019	Digging of a pit, civil works, and installation of a tank	2	KCG	2018-2022	Trade Department	County to partner with other agencies to construct more toilets.
11	Nyacheki	Nyacheki	To Improve hygiene	To be completed by June 2019	Digging of a pit, civil works, and installation of a tank	2	KCG	2018-2022	Trade Department	County to partner with other agencies to construct more toilets.
12	Nyamasibi	Nyamasibi	To Improve hygiene	To be completed by June 2019	Digging of a pit, civil works, and installation of a tank	2	KCG	2018-2022	Trade Department	County to partner with other agencies to construct more toilets.
13	Suguta	Getenga	To Improve hygiene	To be completed by June 2019	Digging of a pit, civil works, and installation of a tank	2	KCG	2018-2022	Trade Department	County to partner with other agencies to construct more toilets.
14	Suneka	Bogiakumu	To Improve hygiene	To be completed by June 2019	Digging of a pit, civil works, and installation of a tank	2	KCG	2018-2022	Trade Department	County to partner with other agencies to construct more toilets.

15	Kegati	Bobaracho	To Improve hygiene	To be completed by June 2019	Digging of a pit, civil works, and installation of a tank	2	KCG	2018-2022	Trade Department	County to partner with other agencies to construct more toilets.
16	Misisita	Riana	To Improve hygiene	To be completed by June 2019	Digging of a pit, civil works, and installation of a tank	2	KCG	2018-2022	Trade Department	County to partner with other agencies to construct more toilets.
17	Nyakeyo	Kegogi	To Improve hygiene	To be completed by June 2019	Digging of a pit, civil works, and installation of a tank	2	KCG	2018-2022	Trade Department	County to partner with other agencies to construct more toilets.
18	Omosasa	Majoge Bassi	To Improve hygiene	To be completed by June 2019	Digging of a pit, civil works, and installation of a tank	2	KCG	2018-2022	Trade Department	County to partner with other agencies to construct more toilets.

19	Ramasha	Masimba	To Improve hygiene	To be completed by June 2019	Digging of a pit, civil works, and installation of a tank	2	KCG	2018-2022	Trade Department	County to partner with other agencies to construct more toilets.
20	Rionyiego	Basi Bogetario	To Improve hygiene	To be completed by June 2019	Digging of a pit, civil works, and installation of a tank	2	KCG	2018-2022	Trade Department	County to partner with other agencies to construct more toilets.

21	Etago	Chitago Borabu	To Improve hygiene	To be completed by June 2019	Digging of a pit, civil works, and installation of a tank	2	KCG	2018-2022	Trade Department	County to partner with other agencies to construct more toilets.
22	Igare	Bassi Boitang'are	To Improve hygiene	To be completed by June 2019	Digging of a pit, civil works, and installation of a tank	2	KCG	2018-2022	Trade Department	County to partner with other agencies to construct more toilets.
23	Magenche	Magenche	To Improve hygiene	To be completed by June 2019	Digging of a pit, civil works, and installation of a tank	2	KCG	2018-2022	Trade Department	County to partner with other agencies to construct more toilets.

24	Masongo	Kisii Central	To Improve hygiene	To be completed by June 2019	Digging of a pit, civil works, and installation of a tank	2	KCG	2018-2022	Trade Department	County to partner with other agencies to construct more toilets.
25	Omorngamu	Boochi Tendere	To Improve hygiene	To be completed by June 2019	Digging of a pit, civil works, and installation of a tank	2	KCG	2018-2022	Trade Department	County to partner with other agencies to construct more toilets.
26	Riatwenya	Nyatieko	To Improve hygiene	To be completed by June 2019	Digging of a pit, civil works, and installation of a tank	2	KCG	2018-2022	Trade Department	County to partner with other agencies to construct more toilets.

27	Tabaka	Tabaka	To Improve hygiene	To be completed by June 2019	Digging of a pit, civil works, and installation of a tank	2	KCG	2018-2022	Trade Department	County to partner with other agencies to construct more toilets.
28	Gesieka	Marani	To Improve hygiene	To be completed by June 2019	Digging of a pit, civil works, and installation of a tank	2	KCG	2018-2022	Trade Department	County to partner with other agencies to construct more toilets.

29	Kenyerere	Sameta Mokwerero	To Improve hygiene	To be completed by June 2019	Digging of a pit, civil works, and installation of a tank	2	KCG	2018-2022	Trade Department	County to partner with other agencies to construct more toilets.
30	Maroo	Moticho	To Improve hygiene	To be completed by June 2019	Digging of a pit, civil works, and installation of a tank	2	KCG	2018-2022	Trade Department	County to partner with other agencies to construct more toilets.
31	Nyabitunwa	Bokimonge	To Improve hygiene	To be completed by June 2019	Digging of a pit, civil works, and installation of a tank	2	KCG	2018-2022	Trade Department	County to partner with other agencies to construct more toilets.
32	Nyamache	Masige East	To Improve hygiene	To be completed by June 2019	Digging of a pit, civil works, and installation of a tank	2	KCG	2018-2022	Trade Department	County to partner with other agencies to construct more toilets.

33	Nyanturago	Ibeno	To Improve hygiene	To be completed by June 2019	Digging of a pit, civil works, and installation of a tank	2	KCG	2018-2022	Trade Department	County to partner with other agencies to construct more toilets.
----	------------	-------	--------------------	------------------------------	---	---	-----	-----------	------------------	--

34	Sengera Bosoti	Sengera Bosoti	To Improve hygiene	To be completed by June 2019	Digging of a pit, civil works, and installation of a tank	2	KCG	2018-2022	Trade Department	County to partner with other agencies to construct more toilets.
35	Gesusu	Gesusu	To Improve hygiene	To be completed by June 2019	Digging of a pit, civil works, and installation of a tank	2	KCG	2018-2022	Trade Department	County to partner with other agencies to construct more toilets.
36	Marani	Sensi	To Improve hygiene	To be completed by June 2019	Digging of a pit, civil works, and installation of a tank	2	KCG	2018-2022	Trade Department	County to partner with other agencies to construct more toilets.
37	Masimba	Masimba	To Improve hygiene	To be completed by June 2019	Digging of a pit, civil works, and installation of a tank	2	KCG	2018-2022	Trade Department	County to partner with other agencies to construct more toilets.
38	Omobiri	Boikang'a	To Improve hygiene	To be completed by June 2019	Digging of a pit, civil works, and installation of a tank	2	KCG	2018-2022	Trade Department	County to partner with other agencies to construct more toilets.

39	Omosaria	Masige West	To Improve hygiene	To be completed by June 2019	Digging of a pit, civil works, and installation of a tank	2	KCG	2018-2022	Trade Department	County to partner with other agencies to construct more toilets.
40	Riosiri	Bogetenga	To Improve hygiene	To be completed by June 2019	Digging of a pit, civil works, and installation of a tank	2	KCG	2018-2022	Trade Department	County to partner with other agencies to construct more toilets.
41	Kiogoro	Kiogoro	To Improve hygiene	To be completed by June 2022	Construction of septic tank, civil works, and installation of a tank	5	KCG	2018-2022	Trade Department	County to partner with other agencies to construct more toilets.
42	Matierio	Bassi Central	To Improve hygiene	To be completed by June 2022	Construction of septic tank, civil works, and installation of a tank	5	KCG	2018-2022	Trade Department	County to partner with other agencies to construct more toilets.
43	Igembe	Boochi Borabu	To Improve hygiene	To be completed by June 2022	Construction of septic tank, civil works, and installation of a tank	5	KCG	2018-2022	Trade Department	County to partner with other agencies to construct more toilets.

44	Nyabieyio	Bomariba	To Improve hygiene	To be completed by June 2022	Construction of septic tank, civil works, and installation of a tank	5	KCG	2018-2022	Trade Department	County to partner with other agencies to construct more toilets.
----	-----------	----------	--------------------	------------------------------	--	---	-----	-----------	------------------	--

45	Mochengo	Boikang'a	To Improve hygiene	To be completed by June 2022	Construction of septic tank, civil works, and installation of a tank	5	KCG	2018-2022	Trade Department	County to partner with other agencies to construct more toilets.
46	Majoge	Majoge Bassi	To Improve hygiene	To be completed by June 2022	Construction of septic tank, civil works, and installation of a tank	5	KCG	2018-2022	Trade Department	County to partner with other agencies to construct more toilets.
47	Kegogi	Kegogi	To Improve hygiene	To be completed by June 2022	Construction of septic tank, civil works, and installation of a tank	5	KCG	2018-2022	Trade Department	County to partner with other agencies to construct more toilets.
48	Nyakooro	Kegogi	To Improve hygiene	To be completed by June 2022	Construction of septic tank, civil works, and installation of a tank	5	KCG	2018-2022	Trade Department	County to partner with other agencies to construct more toilets.
49	Eroga	Bogusero	To Improve hygiene	To be completed by June 2022	Construction of septic tank, civil works, and installation of a tank	5	KCG	2018-2022	Trade Department	County to partner with other agencies to construct more toilets.
50	Kiamokama	Kiamokama	To Improve hygiene	To be completed by June 2022	Construction of septic tank, civil works, and installation of a tank	5	KCG	2018-2022	Trade Department	County to partner with other agencies to construct more toilets.
51	Green Valley	Kitutu Central	To Improve hygiene	To be completed by June 2022	Construction of septic tank, civil works, and installation of a tank	5	KCG	2018-2022	Trade Department	County to partner with other agencies to construct more toilets.
52	Nyamataro	Kitutu Central	To Improve hygiene	To be completed by June 2022	Construction of septic tank, civil works, and installation of a	5	KCG	2018-2022	Trade Department	County to partner with other agencies to construct more

					tank					toilets.
53	Marani	Marani	To Improve hygiene	To be completed by June 2022	Construction of septic tank, civil works, and installation of a tank	5	KCG	2018-2022	Trade Department	County to partner with other agencies to construct more toilets.
54	Gesieka	Marani	To Improve hygiene	To be completed by June 2022	Construction of septic tank, civil works, and installation of a tank	5	KCG	2018-2022	Trade Department	County to partner with other agencies to construct more toilets.
55	Kiomooncha	Marani	To Improve hygiene	To be completed by June 2022	Construction of septic tank, civil works, and installation of a tank	5	KCG	2018-2022	Trade Department	County to partner with other agencies to construct more toilets.
56	Omosasa Nyabonge	Sensi	To improve on sanitation	1 complete shed	Erection of canopies and stands	1	KCG	2018-2022	Trade Department	

5. Construction of Mama Mboga Sheds										
No.	Project Name	Project Location	Objective	Targets	Description of Activities	Cost (KShs. Mill)	Sources of Funding	Time frame	Implementing Agency	Remarks
1	Eburi	Sengera Bosoti	To improve on sanitation	1 complete shed	Erection of canopies and stands	1	KCG	2018-2022	Trade Department	County to partner with other agencies to construct more sheds.
2	Ibecho	Sengera Bosoti	To improve on sanitation	1 complete shed	Erection of canopies and stands	1	KCG	2018-2022	Trade Department	County to partner with other agencies to construct more sheds.
3	Mesabakwa	Sengera Bosoti	To improve on sanitation	1 complete shed	Erection of canopies and stands	1	KCG	2018-2022	Trade Department	County to partner with other agencies to construct more sheds.
4	Nyamasege	Sengera Bosoti	To improve on sanitation	1 complete shed	Erection of canopies and stands	1	KCG	2018-2022	Trade Department	County to partner with other agencies to construct more sheds.
5	Riama	Sengera Bosoti	To improve on sanitation	1 complete shed	Erection of canopies and stands	1	KCG	2018-2022	Trade Department	County to partner with other agencies to construct more sheds.

6	Sengera	Sengera Bosoti	To improve on sanitation	1 complete shed	Erection of canopies and stands	1	KCG	2018-2022	Trade Department	County to partner with other agencies to construct more sheds.
7	Mwata	Riana	To improve on sanitation	1 complete shed	Erection of canopies and stands	1	KCG	2018-2022	Trade Department	County to partner with other agencies to construct more sheds.
8	Nyamatumu	Riana	To improve on sanitation	1 complete shed	Erection of canopies and stands	1	KCG	2018-2022	Trade Department	County to partner with other agencies to construct more sheds.
9	Nyamira	Riana	To improve on sanitation	1 complete shed	Erection of canopies and stands	1	KCG	2018-2022	Trade Department	County to partner with other agencies to construct more sheds.
10	Otweyo	Riana	To improve on sanitation	1 complete shed	Erection of canopies and stands	1	KCG	2018-2022	Trade Department	County to partner with other agencies to construct more sheds.
11	Igege	Nyatieko	To improve on sanitation	1 complete shed	Erection of canopies and stands	1	KCG	2018-2022	Trade Department	County to partner with other agencies to construct more sheds.

12	Iranda	Nyatieko	To improve on sanitation	1 complete shed	Erection of canopies and stands	1	KCG	2018-2022	Trade Department	County to partner with other agencies to construct more sheds.
13	Riatwenya	Nyatieko	To improve on sanitation	1 complete shed	Erection of canopies and stands	1	KCG	2018-2022	Trade Department	County to partner with other agencies to construct more sheds.
14	Kionduso	Bassi Bogetaorio	To improve on sanitation	1 complete shed	Erection of canopies and stands	1	KCG	2018-2022	Trade Department	County to partner with other agencies to construct more sheds.
15	Bogonta	Nyamasibi	To improve on sanitation	1 complete shed	Erection of canopies and stands	1	KCG	2018-2022	Trade Department	County to partner with other agencies to construct more sheds.
16	Matongo	Nyakoe	To improve on sanitation	1 complete shed	Erection of canopies and stands	1	KCG	2018-2022	Trade Department	County to partner with other agencies to construct more sheds.
17	Nyachekei	Nyachekei	To improve on sanitation	1 complete shed	Erection of canopies and stands	1	KCG	2018-2022	Trade Department	County to partner with other agencies to construct more sheds.

18	Ayora	Moticho	To improve on sanitation	1 complete shed	Erection of canopies and stands	1	KCG	2018-2022	Trade Department	County to partner with other agencies to construct more sheds.
19	Chotororo	Moticho	To improve on sanitation	1 complete shed	Erection of canopies and stands	1	KCG	2018-2022	Trade Department	County to partner with other agencies to construct more sheds.
20	Nyabera	Moticho	To improve on sanitation	1 complete shed	Erection of canopies and stands	1	KCG	2018-2022	Trade Department	County to partner with other agencies to construct more sheds.
21	Nyakeyo	Moticho	To improve on sanitation	1 complete shed	Erection of canopies and stands	1	KCG	2018-2022	Trade Department	County to partner with other agencies to construct more sheds.
22	Rosianga	Moticho	To improve on sanitation	1 complete shed	Erection of canopies and stands	1	KCG	2018-2022	Trade Department	County to partner with other agencies to construct more sheds.
23	Sameta	Mokwerero	To improve on sanitation	1 complete shed	Erection of canopies and stands	1	KCG	2018-2022	Trade Department	County to partner with other agencies to construct more sheds.

24	Ibanchore	Masimba	To improve on sanitation	1 complete shed	Erection of canopies and stands	1	KCG	2018-2022	Trade Department	County to partner with other agencies to construct more sheds.
25	Masimba	Masimba	To improve on sanitation	1 complete shed	Erection of canopies and stands	1	KCG	2018-2022	Trade Department	County to partner with other agencies to construct more sheds.
26	Ramasha	Masimba	To improve on sanitation	1 complete shed	Erection of canopies and stands	1	KCG	2018-2022	Trade Department	County to partner with other agencies to construct more sheds.
27	Mosorwa	Masige West	To improve on sanitation	1 complete shed	Erection of canopies and stands	1	KCG	2018-2022	Trade Department	County to partner with other agencies to construct more sheds.
28	Nyabisia	Masige West	To improve on sanitation	1 complete shed	Erection of canopies and stands	1	KCG	2018-2022	Trade Department	County to partner with other agencies to construct more sheds.
29	Omosaria	Masige West	To improve on sanitation	1 complete shed	Erection of canopies and stands	1	KCG	2018-2022	Trade Department	County to partner with other agencies to construct more sheds.

30	Nyamache	Masige East	To improve on sanitation	1 complete shed	Erection of canopies and stands	1	KCG	2018-2022	Trade Department	County to partner with other agencies to construct more sheds.
31	Gesieka	Marani	To improve on sanitation	1 complete shed	Erection of canopies and stands	1	KCG	2018-2022	Trade Department	County to partner with other agencies to construct more sheds.
32	Marani	Marani	To improve on sanitation	1 complete shed	Erection of canopies and stands	1	KCG	2018-2022	Trade Department	County to partner with other agencies to construct more sheds.
33	Bara Nne	Majoge Bassi	To improve on sanitation	1 complete shed	Erection of canopies and stands	1	KCG	2018-2022	Trade Department	County to partner with other agencies to construct more sheds.
34	Egetuki	Majoge Bassi	To improve on sanitation	1 complete shed	Erection of canopies and stands	1	KCG	2018-2022	Trade Department	County to partner with other agencies to construct more sheds.
35	Getaki	Majoge Bassi	To improve on sanitation	1 complete shed	Erection of canopies and stands	1	KCG	2018-2022	Trade Department	County to partner with other agencies to construct more sheds.

36	Eberenge	Magenche	To improve on sanitation	1 complete shed	Erection of canopies and stands	1	KCG	2018-2022	Trade Department	County to partner with other agencies to construct more sheds.
37	Magenche	Magenche	To improve on sanitation	1 complete shed	Erection of canopies and stands	1	KCG	2018-2022	Trade Department	County to partner with other agencies to construct more sheds.
38	Nyaboire	Magenche	To improve on sanitation	1 complete shed	Erection of canopies and stands	1	KCG	2018-2022	Trade Department	County to partner with other agencies to construct more sheds.
39	Tonooko	Magenche	To improve on sanitation	1 complete shed	Erection of canopies and stands	1	KCG	2018-2022	Trade Department	County to partner with other agencies to construct more sheds.
40	Jogoo Green	Kisii Central	To improve on sanitation	1 complete shed	Erection of canopies and stands	1	KCG	2018-2022	Trade Department	County to partner with other agencies to construct more sheds.
41	Kiogoro	Kiogoro	To improve on sanitation	1 complete shed	Erection of canopies and stands	1	KCG	2018-2022	Trade Department	County to partner with other agencies to construct more sheds.

42	Nyaguta	Kiogoro	To improve on sanitation	1 complete shed	Erection of canopies and stands	1	KCG	2018-2022	Trade Department	County to partner with other agencies to construct more sheds.
43	Kiamokama	Kiamokama	To improve on sanitation	1 complete shed	Erection of canopies and stands	1	KCG	2018-2022	Trade Department	County to partner with other agencies to construct more sheds.
44	Gianchere	Keumbu	To improve on sanitation	1 complete shed	Erection of canopies and stands	1	KCG	2018-2022	Trade Department	County to partner with other agencies to construct more sheds.
45	Marigiti	Keumbu	To improve on sanitation	1 complete shed	Erection of canopies and stands	1	KCG	2018-2022	Trade Department	County to partner with other agencies to construct more sheds.
46	Kegogi	Kegogi	To improve on sanitation	1 complete shed	Erection of canopies and stands	1	KCG	2018-2022	Trade Department	County to partner with other agencies to construct more sheds.
47	Ngokoro	Kegogi	To improve on sanitation	1 complete shed	Erection of canopies and stands	1	KCG	2018-2022	Trade Department	County to partner with other agencies to construct more sheds.

48	Nyakoora	Kegogi	To improve on sanitation	1 complete shed	Erection of canopies and stands	1	KCG	2018-2022	Trade Department	County to partner with other agencies to construct more sheds.
49	Enkubokia	Kegogi	To improve on sanitation	1 complete shed	Erection of canopies and stands	1	KCG	2018-2022	Trade Department	County to partner with other agencies to construct more sheds.
50	Keroka	Ichuni	To improve on sanitation	1 complete shed	Erection of canopies and stands	1	KCG	2018-2022	Trade Department	County to partner with other agencies to construct more sheds.
51	Nyabisabo	Ibeno	To improve on sanitation	1 complete shed	Erection of canopies and stands	1	KCG	2018-2022	Trade Department	County to partner with other agencies to construct more sheds.
52	Nyanturago	Ibeno	To improve on sanitation	1 complete shed	Erection of canopies and stands	1	KCG	2018-2022	Trade Department	County to partner with other agencies to construct more sheds.
	Rigena	Ibeno	To improve on sanitation	1 complete shed	Erection of canopies and stands	1	KCG	2018-2022	Trade Department	County to partner with other agencies to construct more sheds.

53	Ekorongo	Getenga	To improve on sanitation	1 complete shed	Erection of canopies and stands	1	KCG	2018-2022	Trade Department	County to partner with other agencies to construct more sheds.
54	Getare	Getenga	To improve on sanitation	1 complete shed	Erection of canopies and stands	1	KCG	2018-2022	Trade Department	County to partner with other agencies to construct more sheds.
55	Muma	Getenga	To improve on sanitation	1 complete shed	Erection of canopies and stands	1	KCG	2018-2022	Trade Department	County to partner with other agencies to construct more sheds.
56	Suguta	Getenga	To improve on sanitation	1 complete shed	Erection of canopies and stands	1	KCG	2018-2022	Trade Department	County to partner with other agencies to construct more sheds.
57	Tureti	Getenga	To improve on sanitation	1 complete shed	Erection of canopies and stands	1	KCG	2018-2022	Trade Department	County to partner with other agencies to construct more sheds.
58	Gesusu	Gesusu	To improve on sanitation	1 complete shed	Erection of canopies and stands	1	KCG	2018-2022	Trade Department	County to partner with other agencies to construct more sheds.
59	Geteri	Gesusu	To improve on sanitation	1 complete shed	Erection of canopies and stands	1	KCG	2018-2022	Trade Department	County to partner with other agencies

											to
--	--	--	--	--	--	--	--	--	--	--	----

											construct more sheds.
60	Mogenda	Chitago	To improve on sanitation	1 complete shed	Erection of canopies and stands	1	KCG	2018-2022	Trade Department	County to partner with other agencies to construct more sheds.	
61	Maroo	Boochi Tendere	To improve on sanitation	1 complete shed	Erection of canopies and stands	1	KCG	2018-2022	Trade Department	County to partner with other agencies to construct more sheds.	
62	Ritembu	Boochi Borabu	To improve on sanitation	1 complete shed	Erection of canopies and stands	1	KCG	2018-2022	Trade Department	County to partner with other agencies to construct more sheds.	
63	Itibo	Bomorenda	To improve on sanitation	1 complete shed	Erection of canopies and stands	1	KCG	2018-2022	Trade Department	County to partner with other agencies to construct more sheds.	
64	Getumo	Bombaba	To improve on sanitation	1 complete shed	Erection of canopies and stands	1	KCG	2018-2022	Trade Department	County to partner with other agencies to construct more sheds.	

65	Magena	Bombaba	To improve on sanitation	1 complete shed	Erection of canopies and stands	1	KCG	2018-2022	Trade Department	County to partner with other agencies to construct more sheds.
66	Mogonga	Bombaba	To improve	1 complete	Erection of	1	KCG	2018-2022	Trade	County to

			on sanitation	shed	canopies and stands				Department	partner with other agencies to construct more sheds.
67	Tono	Bombaba	To improve on sanitation	1 complete shed	Erection of canopies and stands	1	KCG	2018-2022	Trade Department	County to partner with other agencies to construct more sheds.
68	Bigogo	Bomariba	To improve on sanitation	1 complete shed	Erection of canopies and stands	1	KCG	2018-2022	Trade Department	County to partner with other agencies to construct more sheds.
69	Gesero	Bomariba	To improve on sanitation	1 complete shed	Erection of canopies and stands	1	KCG	2018-2022	Trade Department	County to partner with other agencies to construct more sheds.
70	Ikoba	Bomariba	To improve on sanitation	1 complete shed	Erection of canopies and stands	1	KCG	2018-2022	Trade Department	County to partner with other agencies to construct more sheds.

71	Kasarani	Bomariba	To improve on sanitation	1 complete shed	Erection of canopies and stands	1	KCG	2018-2022	Trade Department	County to partner with other agencies to construct more sheds.
72	Mogumo	Bomariba	To improve on sanitation	1 complete shed	Erection of canopies and stands	1	KCG	2018-2022	Trade Department	County to partner with other agencies to construct more

										sheds.
73	Nyabieyo	Bomariba	To improve on sanitation	1 complete shed	Erection of canopies and stands	1	KCG	2018-2022	Trade Department	County to partner with other agencies to construct more sheds.
74	Nyagweka	Bomariba	To improve on sanitation	1 complete shed	Erection of canopies and stands	1	KCG	2018-2022	Trade Department	County to partner with other agencies to construct more sheds.
75	Omobera	Bokimonge	To improve on sanitation	1 complete shed	Erection of canopies and stands	1	KCG	2018-2022	Trade Department	County to partner with other agencies to construct more sheds.
76	Riokindo	Bokimonge	To improve on sanitation	1 complete shed	Erection of canopies and stands	1	KCG	2018-2022	Trade Department	County to partner with other agencies to construct more sheds.

77	Riobara	Boitang'are	To improve on sanitation	1 complete shed	Erection of canopies and stands	1	KCG	2018-2022	Trade Department	County to partner with other agencies to construct more sheds.
78	Nyakebureire	Boikang'a	To improve on sanitation	1 complete shed	Erection of canopies and stands	1	KCG	2018-2022	Trade Department	County to partner with other agencies to construct more sheds.
79	Mosocho	Bogusero	To improve on sanitation	1 complete shed	Erection of canopies and	1	KCG	2018-2022	Trade Department	County to partner with

					stands					other agencies to construct more sheds.
80	Raganga	Bogusero	To improve on sanitation	1 complete shed	Erection of canopies and stands	1	KCG	2018-2022	Trade Department	County to partner with other agencies to construct more sheds.
81	Ruga	Bogusero	To improve on sanitation	1 complete shed	Erection of canopies and stands	1	KCG	2018-2022	Trade Department	County to partner with other agencies to construct more sheds.
82	Nyabioto	Bogiakumu	To improve on sanitation	1 complete shed	Erection of canopies and stands	1	KCG	2018-2022	Trade Department	County to partner with other agencies to construct more sheds.

83	Gesonso	Bogiakumu	To improve on sanitation	1 complete shed	Erection of canopies and stands	1	KCG	2018-2022	Trade Department	County to partner with other agencies to construct more sheds.
84	Riosiri	Bogetenga	To improve on sanitation	1 complete shed	Erection of canopies and stands	1	KCG	2018-2022	Trade Department	County to partner with other agencies to construct more sheds.
85	Ititi	Bogeka	To improve on sanitation	1 complete shed	Erection of canopies and stands	1	KCG	2018-2022	Trade Department	County to partner with other agencies to construct more sheds.

86	Matongo	Bogeka	To improve on sanitation	1 complete shed	Erection of canopies and stands	1	KCG	2018-2022	Trade Department	County to partner with other agencies to construct more sheds.
87	Nyakoe	Bogeka	To improve on sanitation	1 complete shed	Erection of canopies and stands	1	KCG	2018-2022	Trade Department	County to partner with other agencies to construct more sheds.
88	Rionyonka	Bogeka	To improve on sanitation	1 complete shed	Erection of canopies and stands	1	KCG	2018-2022	Trade Department	County to partner with other agencies to construct more sheds.

89	Bobaracho	Bobaracho	To improve on sanitation	1 complete shed	Erection of canopies and stands	1	KCG	2018-2022	Trade Department	County to partner with other agencies to construct more sheds.
90	Kegati	Bobaracho	To improve on sanitation	1 complete shed	Erection of canopies and stands	1	KCG	2018-2022	Trade Department	County to partner with other agencies to construct more sheds.
91	Nyangusu	Basi Bogetaorio	To improve on sanitation	1 complete shed	Erection of canopies and stands	1	KCG	2018-2022	Trade Department	County to partner with other agencies to construct more sheds.
92	Eronge	Monyerero	To improve on sanitation	1 complete shed	Erection of canopies and stands	1	KCG	2018-2022	Trade Department	County to partner with other agencies to
										construct more sheds.
93	Bobaracho	Monyerero	To improve on sanitation	1 complete shed	Erection of canopies and stands	1	KCG	2018-2022	Trade Department	County to partner with other agencies to construct more sheds.
94	Nyakeburoni	Monyerero	To improve on sanitation	1 complete shed	Erection of canopies and stands	1	KCG	2018-2022	Trade Department	County to partner with other agencies to construct more sheds.

95	Isecha	Monyerero	To improve on sanitation	1 complete shed	Erection of canopies and stands	1	KCG	2018-2022	Trade Department	County to partner with other agencies to construct more sheds.
----	--------	-----------	--------------------------	-----------------	---------------------------------	---	-----	-----------	------------------	--

Programme Name: Industrialization and Enterprise Development Services										
1. Construction of Jua Kali Sheds										
No.	Project Name	Project Location	Objective	Targets	Description of Activities	Cost (KShs. Mill)	Sources of funding	Time frame	Implementing Agency	Remarks
1	Nyangusu	Basi Bogetaorio	To improve on working environment	3 operational sheds	Erection of canopies and terrazzo	1.2	KCG	2018-2022	Enterprise Department	The County to construct more through PPP
2	Bobaracho	Bobaracho	To improve on working environment	3 operational sheds	Erection of canopies and terrazzo	1.2	KCG	2018-2022	Enterprise Department	The County to construct more through PPP
3	Kegati	Bobaracho	To improve on working environment	3 operational sheds	Erection of canopies and terrazzo	1.2	KCG	2018-2022	Enterprise Department	The County to construct more through PPP
4	Ititi	Bogeka	To improve on working environment	3 operational sheds	Erection of canopies and terrazzo	1.2	KCG	2018-2022	Enterprise Department	The County to construct more through PPP
5	Matongo	Bogeka	To improve on working environment	3 operational sheds	Erection of canopies and terrazzo	1.2	KCG	2018-2022	Enterprise Department	The County to construct more through PPP
6	Nyakoe	Bogeka	To improve on working environment	3 operational sheds	Erection of canopies and terrazzo	1.2	KCG	2018-2022	Enterprise Department	The County to construct more through PPP

7	Rionyonka	Bogeka	To improve on working environment	3 operational sheds	Erection of canopies and terrazzo	1.2	KCG	2018-2022	Enterprise Department	The County to construct more through PPP
8	Riosiri	Bogetenga	To improve on working environment	3 operational sheds	Erection of canopies and terrazzo	1.2	KCG	2018-2022	Enterprise Department	The County to construct more through PPP
9	Gesonso	Bogiakumu	To improve on working environment	3 operational sheds	Erection of canopies and terrazzo	1.2	KCG	2018-2022	Enterprise Department	The County to construct more through PPP
10	Nyabioto	Bogiakumu	To improve on working environment	3 operational sheds	Erection of canopies and terrazzo	1.2	KCG	2018-2022	Enterprise Department	The County to construct more through PPP
11	Mosocho	Bogusero	To improve on working environment	3 operational sheds	Erection of canopies and terrazzo	1.2	KCG	2018-2022	Enterprise Department	The County to construct more through PPP
12	Raganga	Bogusero	To improve on working environment	3 operational sheds	Erection of canopies and terrazzo	1.2	KCG	2018-2022	Enterprise Department	The County to construct more through PPP
13	Ruga	Bogusero	To improve on working environment	3 operational sheds	Erection of canopies and terrazzo	1.2	KCG	2018-2022	Enterprise Department	The County to construct more through PPP

			environment	sheds	terrazzo					through PPP
14	Nyakebureire	Boikang'a	To improve on working environment	3 operational sheds	Erection of canopies and terrazzo	1.2	KCG	2018-2022	Enterprise Department	The County to construct more through PPP
15	Riobara	Boitang'are	To improve on working environment	3 operational sheds	Erection of canopies and terrazzo	1.2	KCG	2018-2022	Enterprise Department	The County to construct more through PPP
16	Omobera	Bokimonge	To improve on working environment	3 operational sheds	Erection of canopies and terrazzo	1.2	KCG	2018-2022	Enterprise Department	The County to construct more through

										PPP
17	Riokindo	Bokimonge	To improve on working environment	3 operational sheds	Erection of canopies and terrazzo	1.2	KCG	2018-2022	Enterprise Department	The County to construct more through PPP
18	Bigogo	Bomariba	To improve on working environment	3 operational sheds	Erection of canopies and terrazzo	1.2	KCG	2018-2022	Enterprise Department	The County to construct more through PPP
19	Gesero	Bomariba	To improve on working environment	3 operational sheds	Erection of canopies and terrazzo	1.2	KCG	2018-2022	Enterprise Department	The County to construct more through PPP
20	Ikoba	Bomariba	To improve on working environment	3 operational sheds	Erection of canopies and terrazzo	1.2	KCG	2018-2022	Enterprise Department	The County to construct more through PPP
21	Kasarani	Bomariba	To improve on working environment	3 operational sheds	Erection of canopies and terrazzo	1.2	KCG	2018-2022	Enterprise Department	The County to construct more through PPP
22	Mogumo	Bomariba	To improve on working environment	3 operational sheds	Erection of canopies and terrazzo	1.2	KCG	2018-2022	Enterprise Department	The County to construct more through PPP
23	Nyabieyo	Bomariba	To improve on working environment	3 operational sheds	Erection of canopies and terrazzo	1.2	KCG	2018-2022	Enterprise Department	The County to construct more through PPP
24	Nyagweka	Bomariba	To improve on working environment	3 operational sheds	Erection of canopies and terrazzo	1.2	KCG	2018-2022	Enterprise Department	The County to construct more through PPP
25	Getumo	Bombaba	To improve on working environment	3 operational sheds	Erection of canopies and terrazzo	1.2	KCG	2018-2022	Enterprise Department	The County to construct more through PPP

26	Magena	Bombaba	To improve on working environment	3 operational sheds	Erection of canopies and terrazzo	1.2	KCG	2018-2022	Enterprise Department	The County to construct more through PPP
27	Mogonga	Bombaba	To improve on working environment	3 operational sheds	Erection of canopies and terrazzo	1.2	KCG	2018-2022	Enterprise Department	The County to construct more through PPP
28	Tono	Bombaba	To improve	3 operational	Erection of	1.2	KCG	2018-	Enterprise	The County to

			on working environment	sheds	canopies and terrazzo			2022	Department	construct more through PPP
29	Itibo	Bomorenda	To improve on working environment	3 operational sheds	Erection of canopies and terrazzo	1.2	KCG	2018-2022	Enterprise Department	The County to construct more through PPP
30	Ritembu	Boochi Borabu	To improve on working environment	3 operational sheds	Erection of canopies and terrazzo	1.2	KCG	2018-2022	Enterprise Department	The County to construct more through PPP
31	Maroo	Boochi Tendere	To improve on working environment	2 operational sheds	Erection of canopies and terrazzo	0.8	KCG	2018-2022	Enterprise Department	The County to construct more through PPP
32	Mogenda	Chitago	To improve on working environment	2 operational sheds	Erection of canopies and terrazzo	0.8	KCG	2018-2022	Enterprise Department	The County to construct more through PPP
33	Gesusu	Gesusu	To improve on working environment	2 operational sheds	Erection of canopies and terrazzo	0.8	KCG	2018-2022	Enterprise Department	The County to construct more through PPP
34	Geteri	Gesusu	To improve on working environment	2 operational sheds	Erection of canopies and terrazzo	0.8	KCG	2018-2022	Enterprise Department	The County to construct more through PPP
35	Ekorongo	Getenga	To improve on working environment	2 operational sheds	Erection of canopies and terrazzo	0.8	KCG	2018-2022	Enterprise Department	The County to construct more through PPP

36	Getare	Getenga	To improve on working environment	2 operational sheds	Erection of canopies and terrazzo	0.8	KCG	2018-2022	Enterprise Department	The County to construct more through PPP
37	Muma	Getenga	To improve on working environment	2 operational sheds	Erection of canopies and terrazzo	0.8	KCG	2018-2022	Enterprise Department	The County to construct more through PPP
38	Suguta	Getenga	To improve on working environment	2 operational sheds	Erection of canopies and terrazzo	0.8	KCG	2018-2022	Enterprise Department	The County to construct more through PPP
39	Tureti	Getenga	To improve on working environment	2 operational sheds	Erection of canopies and terrazzo	0.8	KCG	2018-2022	Enterprise Department	The County to construct more through PPP
40	Nyabisabo	Ibeno	To improve on working environment	2 operational sheds	Erection of canopies and terrazzo	0.8	KCG	2018-2022	Enterprise Department	The County to construct more through PPP
41	Nyanturago	Ibeno	To improve on working environment	2 operational sheds	Erection of canopies and terrazzo	0.8	KCG	2018-2022	Enterprise Department	The County to construct more through PPP
42	Rigena	Ibeno	To improve on working environment	2 operational sheds	Erection of canopies and terrazzo	0.8	KCG	2018-2022	Enterprise Department	The County to construct more through PPP

42	Keroka	Ichuni	To improve on working environment	2 operational sheds	Erection of canopies and terrazzo	0.8	KCG	2018-2022	Enterprise Department	The County to construct more through PPP
43	Enkubokia	Kegogi	To improve on working environment	2 operational sheds	Erection of canopies and terrazzo	0.8	KCG	2018-2022	Enterprise Department	The County to construct more through PPP
44	Kegogi	Kegogi	To improve on working environment	2 operational sheds	Erection of canopies and terrazzo	0.8	KCG	2018-2022	Enterprise Department	The County to construct more through

										PPP
45	Ngokoro	Kegogi	To improve on working environment	2 operational sheds	Erection of canopies and terrazzo	0.8	KCG	2018-2022	Enterprise Department	The County to construct more through PPP
46	Nyakoora	Kegogi	To improve on working environment	2 operational sheds	Erection of canopies and terrazzo	0.8	KCG	2018-2022	Enterprise Department	The County to construct more through PPP
47	Gianchere	Keumbu	To improve on working environment	2 operational sheds	Erection of canopies and terrazzo	0.8	KCG	2018-2022	Enterprise Department	The County to construct more through PPP
48	Marigiti	Keumbu	To improve on working environment	2 operational sheds	Erection of canopies and terrazzo	0.8	KCG	2018-2022	Enterprise Department	The County to construct more through PPP
49	Kiamokama	Kiamokama	To improve on working environment	2 operational sheds	Erection of canopies and terrazzo	0.8	KCG	2018-2022	Enterprise Department	The County to construct more through PPP
50	Kiogoro	Kiogoro	To improve on working environment	2 operational sheds	Erection of canopies and terrazzo	0.8	KCG	2018-2022	Enterprise Department	The County to construct more through PPP
51	Nyaguta	Kiogoro	To improve on working environment	2 operational sheds	Erection of canopies and terrazzo	0.8	KCG	2018-2022	Enterprise Department	The County to construct more through PPP
52	Jogoo green v.	Kisii Central	To improve on working environment	2 operational sheds	Erection of canopies and terrazzo	0.8	KCG	2018-2022	Enterprise Department	The County to construct more through PPP
53	Eberenge	Magenche	To improve on working environment	2 operational sheds	Erection of canopies and terrazzo	0.8	KCG	2018-2022	Enterprise Department	The County to construct more through PPP

54	Magenche	Magenche	To improve on working environment	2 operational sheds	Erection of canopies and terrazzo	0.8	KCG	2018-2022	Enterprise Department	The County to construct more through PPP
55	Nyaboire	Magenche	To improve on working environment	2 operational sheds	Erection of canopies and terrazzo	0.8	KCG	2018-2022	Enterprise Department	The County to construct more through PPP
56	Tonooko	Magenche	To improve on working environment	2 operational sheds	Erection of canopies and terrazzo	0.8	KCG	2018-2022	Enterprise Department	The County to construct more through PPP

			environment	sheds	terrazzo					through PPP
57	Bara Nne	Majoge Bassi	To improve on working environment	2 operational sheds	Erection of canopies and terrazzo	0.8	KCG	2018-2022	Enterprise Department	The County to construct more through PPP
58	Egetuki	Majoge Bassi	To improve on working environment	2 operational sheds	Erection of canopies and terrazzo	0.8	KCG	2018-2022	Enterprise Department	The County to construct more through PPP
59	Getaki	Majoge Bassi	To improve on working environment	2 operational sheds	Erection of canopies and terrazzo	0.8	KCG	2018-2022	Enterprise Department	The County to construct more through PPP
60	Gesieka	Marani	To improve on working environment	2 operational sheds	Erection of canopies and terrazzo	0.8	KCG	2018-2022	Enterprise Department	The County to construct more through PPP
61	Marani	Marani	To improve on working environment	2 operational sheds	Erection of canopies and terrazzo	0.8	KCG	2018-2022	Enterprise Department	The County to construct more through PPP
62	Nyamache	Masige East	To improve on working environment	2 operational sheds	Erection of canopies and terrazzo	0.8	KCG	2018-2022	Enterprise Department	The County to construct more through PPP
63	Mosorwa	Masige West	To improve on working environment	2 operational sheds	Erection of canopies and terrazzo	0.8	KCG	2018-2022	Enterprise Department	The County to construct more through PPP

										PPP
64	Nyabisia	Masige West	To improve on working environment	2 operational sheds	Erection of canopies and terrazzo	0.8	KCG	2018-2022	Enterprise Department	The County to construct more through PPP
65	Omosaria	Masige West	To improve on working environment	2 operational sheds	Erection of canopies and terrazzo	0.8	KCG	2018-2022	Enterprise Department	The County to construct more through PPP
66	Ibanchore	Masimba	To improve on working environment	2 operational sheds	Erection of canopies and terrazzo	0.8	KCG	2018-2022	Enterprise Department	The County to construct more through PPP
67	Masimba	Masimba	To improve on working environment	2 operational sheds	Erection of canopies and terrazzo	0.8	KCG	2018-2022	Enterprise Department	The County to construct more through PPP
68	Ramasha	Masimba	To improve on working environment	2 operational sheds	Erection of canopies and terrazzo	0.8	KCG	2018-2022	Enterprise Department	The County to construct more through PPP
69	Sameta	Mokwerero	To improve on working environment	2 operational sheds	Erection of canopies and terrazzo	0.8	KCG	2018-2022	Enterprise Department	The County to construct more through PPP
70	Ayora	Moticho	To improve on working environment	2 operational sheds	Erection of canopies and terrazzo	0.8	KCG	2018-2022	Enterprise Department	The County to construct more through PPP
71	Chotororo	Moticho	To improve	2 operational	Erection of	0.8	KCG	2018-	Enterprise	The County to

			on working environment	sheds	canopies and terrazzo			2022	Department	construct more through PPP
72	Nyabera	Moticho	To improve on working environment	2 operational sheds	Erection of canopies and terrazzo	0.8	KCG	2018-2022	Enterprise Department	The County to construct more through PPP

73	Nyakeyo	Moticho	To improve on working environment	2 operational sheds	Erection of canopies and terrazzo	0.8	KCG	2018-2022	Enterprise Department	The County to construct more through PPP
74	Rosianga	Moticho	To improve on working environment	2 operational sheds	Erection of canopies and terrazzo	0.8	KCG	2018-2022	Enterprise Department	The County to construct more through PPP
75	Nyacheki	Nyacheki	To improve on working environment	2 operational sheds	Erection of canopies and terrazzo	0.8	KCG	2018-2022	Enterprise Department	The County to construct more through PPP
76	Matongo	Nyakoe	To improve on working environment	2 operational sheds	Erection of canopies and terrazzo	0.8	KCG	2018-2022	Enterprise Department	The County to construct more through PPP
77	Bogonta	Nyamasibi	To improve on working environment	2 operational sheds	Erection of canopies and terrazzo	0.8	KCG	2018-2022	Enterprise Department	The County to construct more through PPP
78	Kionduso	Bassi Bogetaorio	To improve on working environment	2 operational sheds	Erection of canopies and terrazzo	0.8	KCG	2018-2022	Enterprise Department	The County to construct more through PPP
79	Igege	Nyatieko	To improve on working environment	2 operational sheds	Erection of canopies and terrazzo	0.8	KCG	2018-2022	Enterprise Department	The County to construct more through PPP
80	Iranda	Nyatieko	To improve on working environment	2 operational sheds	Erection of canopies and terrazzo	0.8	KCG	2018-2022	Enterprise Department	The County to construct more through PPP
81	Riatwenya	Nyatieko	To improve on working environment	2 operational sheds	Erection of canopies and terrazzo	0.8	KCG	2018-2022	Enterprise Department	The County to construct more through PPP
82	Mwata	Riana	To improve on working environment	2 operational sheds	Erection of canopies and terrazzo	0.8	KCG	2018-2022	Enterprise Department	The County to construct more through PPP

83	Nyamatumu	Riana	To improve on working environment	2 operational sheds	Erection of canopies and terrazzo	0.8	KCG	2018-2022	Enterprise Department	The County to construct more through PPP
84	Nyamira	Riana	To improve on working environment	2 operational sheds	Erection of canopies and terrazzo	0.8	KCG	2018-2022	Enterprise Department	The County to construct more through PPP
85	Otweyo	Riana	To improve on working environment	2 operational sheds	Erection of canopies and terrazzo	0.8	KCG	2018-2022	Enterprise Department	The County to construct more through PPP
86	Eburi	Sengera Bosoti	To improve on working environment	2 operational sheds	Erection of canopies and terrazzo	0.8	KCG	2018-2022	Enterprise Department	The County to construct more through PPP
87	Ibecho	Sengera Bosoti	To improve on working environment	2 operational sheds	Erection of canopies and terrazzo	0.8	KCG	2018-2022	Enterprise Department	The County to construct more through PPP
88	Mesabakwa	Sengera Bosoti	To improve on working environment	2 operational sheds	Erection of canopies and terrazzo	0.8	KCG	2018-2022	Enterprise Department	The County to construct more through PPP
90	Nyamasege	Sengera Bosoti	To improve on working environment	2 operational sheds	Erection of canopies and terrazzo	0.8	KCG	2018-2022	Enterprise Department	The County to construct more through PPP
91	Riama	Sengera Bosoti	To improve on working environment	2 operational sheds	Erection of canopies and terrazzo	0.8	KCG	2018-2022	Enterprise Department	The County to construct more through PPP
92	Sengera	Sengera Bosoti	To improve on working environment	2 operational sheds	Erection of canopies and terrazzo	0.8	KCG	2018-2022	Enterprise Department	The County to construct more through PPP
93	Sombogo	Sensi	To improve on working environment	2 operational sheds	Erection of canopies and terrazzo	0.8	KCG	2018-2022	Enterprise Department	The County to construct more through PPP

94	Nyabigege	Tabaka	To improve on working environment	2 operational sheds	Erection of canopies and terrazzo	0.8	KCG	2018-2022	Enterprise Department	The County to construct more through PPP
95	Tabaka	Tabaka	To improve on working environment	2 operational sheds	Erection of canopies and terrazzo	0.8	KCG	2018-2022	Enterprise Department	The County to construct more through PPP

D. Stalled Projects

Project Name	Location	Description of Activities	Reasons for Stalling
i. Market sheds at Riosiri market.	Bogetenga ward	A market shed was to be constructed at this site	The market shed has not been constructed to date
ii. Toilet at Kiogoro market.	Kiogoro ward	A toilet was to be constructed at this market	The toilet has not been constructed to date
iii. Pit latrines at Ichuni market.	Ichuni ward	Pit latrines were to be constructed	The pit latrines have not been constructed to date
iv. Toilets at Ibacho market.	Kiamokama ward	A toilet was to be constructed at this market	The toilet has not been constructed to date
v. Pit latrines at Kenyerere market.	Sameta/Mokwerero Ward	Pit latrines were to be constructed	The pit latrines have not been constructed to date
vi. Market shed at Omosaria market.	Masige West Ward	A market shed was to be constructed at this site	The market shed has not been constructed to date
vii. Toilets at Rionyiego market.	Basi Bogetaorio Ward	A toilet was to be constructed at this market	The toilet has not been constructed to date
viii. Pit latrine at Omoringamu market.	Boochi Tendere Ward	Pit latrines were to be constructed	The pit latrines have not been constructed to date
ix. Pit latrines at Riobonyo market.	Bombaba Ward	Pit latrines were to be constructed	The pit latrines have not been constructed to date
x. Pit latrines at Nyabieyo market.	Bomariba Ward	Pit latrine were to be constructed	The pit latrines have not been constructed to date

7. SECTOR NAME: CULTURE, SPORTS AND SOCIAL SERVICES

7.1. Programme Name: Sport Development Services

(a) On-going Projects

Construction of Stadia

The objective of this project is to promote sports and nurture talents in the County

Project Name	Location	Description of Activities (Key Outputs)	Cost (KShs. in Millions)	Source of funding	Timeframe	Implementing Agency
Completion of Gusii Stadium	Kisii Town	Construction of perimeter wall; compacting of running track; construction of drainage pathways in the football pitch and leveling; compacting of playing surface and planting of required grass; construction of spectator ablution block and offices; construction of a warm up field	200	KCG	2017-2022	Sports Directorate

(b) New Project Proposals

Project Name	Location	Objectives	Targets	Description of Activities	Cost (KShs.) in Million	Source of funding	Timeframe	Implementing Agency	Remarks
1. Construction of Stadia	i. Riokindo, ii. Marani iii. Masimba	Enhance sporting activities	100% complete and equipped	Construction of tracks and pavilion	300	KCG/development partner	2018-2022	Sports Directorate	The County will source for a development partner to finance the project
2. Construction of playing grounds	Nyaribari Chache i. Nyamware ii. Gekomu iii. Irondi iv. Nyaguta v. Nyanturago vi. Bobaracho South Mugirango i. Nyakeyo ii. Manyawanda iii. Suguta iv. Nyangweta v. Nyachenge vi. Tabaka DEB vii. Etago	To nurture talents	100% equipped	Fencing and construction of pavilions, toilets, goal posts and tracks.	230	KCG	2018-2022	Sports Directorate	The play grounds are mostly in primary schools. There is need, therefore to work with the concern stakeholders when developing the grounds. The projects are one per ward.

(b) New Project Proposals

Project Name	Location	Objectives	Targets	Description of Activities	Cost (KShs.) in Million	Source of funding	Timeframe	Implementing Agency	Remarks
---------------------	-----------------	-------------------	----------------	----------------------------------	--------------------------------	--------------------------	------------------	----------------------------	----------------

	<p>Nyaribari Masaba i. Gesabakwa ii. Ikenye iii. Engorwa iv. Nyamasibi v. Moremani</p> <p>Bomachoge Chache i. Tendere ii. Riamo iii. Buyonge</p> <p>Bomachoge Borabu i. Ichuni ii. Kenyenya iii. Nyakorere iv. Rianyanchabe</p> <p>r a</p> <p>Bonchari i. Nyamokenye ii. Nyangoge iii. Gesero iv. Igonga</p> <p>Bobasi i. Riobara ii. Sameta iii. Nyabisase iv. Naikuru v. Kiobegi vi. Nyachogochog o vii. Suguta viii. Gesure</p> <p>Kitutu Chache South i. Iranda ii. Soko iii. Nyatieko iv. Daraja Mbili v. Kiongongi vi. Kiamwasi</p>								
(b) New Project Proposals									

Project Name	Location	Objectives	Targets	Description of Activities	Cost (KShs.) in Million	Source of funding	Timeframe	Implementing Agency	Remarks
	vii. Kianyabinge viii. Nyankongo ix. St.Joseph's Nyabururu x. Nyambara xi. St.Patrick's xii. Raganga xiii. Matieko xiv. Nyamondo xv. Onghicha xvi. Nyabiyongo xvii. Nyamatuta xviii. Bototo Kitutu Chache North i. Marani ii. Itibo iii. Masakwe iv. Tambacha v. Rioma DOK vi. Sensi Prim vii. Gesabakwa viii. Kiareni ix. Nyansaga x. Nyagonyi xi. Nyasore xii. Kenyoro xiii. Mosocho xiv. Ititi xv. Nyaore xvi. Bogeka xvii. Sakagwa								

7.2. Programme Name: Cultural Services

(a) On-going Projects

Project Name	Location	Description of Activities	Cost (KShs. in Millions)	Source of funding	Timeframe	Implementing Agency
1. Completion and equipping of Libraries	i. Ogembo ii. Sameta iii. Kenyeny	Construction of civil works, electrical works, painting, and construction of perimeter wall, purchase of computer, furniture, fittings and books.	100	KCG	2017-19	Culture Directorate
2. Completion of Social halls	i. Kenyeny ii. Mosoch iii. Suneka iv. Nyasore v. Nyagonyi vi. Gesabakwa vii. kiareni	Construction of civil works, painting, electrical works, furniture and equipment.	100	KCG	2017-19	Culture Directorate
3. Completion of Cultural centres	i. Nyamache ii. Suneka iii. Tabaka iv. Nyanturago	Construction of civil works, purchase of furniture and equipment	100	KCG	2017-19	Culture Directorate

(b) New Project Proposals

Project Name	Location	Objectives	Targets	Description of Activities	Cost (KShs.) in million	Source of funding	Timeframe	Implementing Agency	Remarks
1. Construction and equipping of libraries	i. ii. Masimba, iii. Marani, iv. Mosoch, v. Keumbu, vi. Suneka Nyamarambe	To improve literacy level and enhance reading culture	100 % equipped and operational	Construction and equipping	300	KCG/partner	2018-2022	Culture Directorate	The County need to sources for a partner to finance the project

2.	Construction of Social Halls	i. ii. iii. iv. v. vi. vii. viii. ix.	Marani, Kenyenya, Masimba, Misesi, Mosocho, Nyamache Keumbu Monianku Mogonga	To preserve Gusii values and heritage	Functional cultural halls	Construction and equipping	150	KCG	2018-2022	Culture Directorate	The County need to sources for partners to finance the projects
(b) New Project Proposals											
		x. xi. Prim xii.	Bogeka Darajambili Nyakeyo								
3.	Construction of cultural centers	i.	Mosocho-Bioto Youth/Cultural Center	To promote Gusii values and heritage	Functional cultural halls	Construction and equipping	70	KCG	2018-2022	Culture Directorate	The County need to sources for partners to finance the projects
4.	Construction of County Museum	i.	Kisii Town	To preserve Gusii values and heritage	Functional Museum	Construction and equipping	100	KCG	2018-2022	Culture Directorate	The County need to sources for partners to finance the projects
5.	Construction of a Disability Center	i.	Kisii Town	To economically empower the disabled	Functional Disability Center	Construction and equipping	100	KCG	2018-2022	Culture Directorate	The County need to sources for partners to finance the projects
6.	Construction of a Youth Empowerment Center	i.	Kisii Town	To promote youth values in the Gusii Community	Functional Youth Empowerment	Construction and equipping	100	KCG	2018-2022	Culture Directorate	The County need to sources for partners to finance the projects

7.3. Programme Name: Social Services

(a) New Project Proposal

Project Name	Location	Objectives	Targets	Description of Activities	Cost (KShs.) in Million	Source of funding	Timeframe	Implementing Agency	Remarks
i. Construction of Children Rescue Centres	Kiamwasi	To protect child rights	Fully equipped centres and operational	Land acquisition, construction and equipping	100	KCG/GoK/partners	2018-2022	Culture Directorate	The County to source for finances from the National Government
									and development partners to implement the project.
ii. Rehabilitation Center	Kiamwasi	Fully equipped centres and operational	Construction and equipping	60	KCG/GoK/partners	2018-2022	Culture Directorate	The County to source for finances from the National Government and development partners to implement the project.	



