

**MACHAKOS  
COUNTY INTEGRATED  
DEVELOPMENT PLAN  
(2023-2027)**





THE REPUBLIC OF KENYA



THE COUNTY GOVERNMENT OF MACHAKOS

## COUNTY VISION AND MISSION

### Vision Statement

A County that is a model of excellence with quality life to all citizens in a clean and secure environment

### Mission

To empower the people of Machakos and transform our county into a model of excellence through good governance, service delivery and economic prosperity.

### Core Principles

The guiding principles are: Integrity, Transparency, Efficiency and Civic Engagement.

## TABLE OF CONTENTS

ACRONYMS AND ABBREVIATIONS .....	ix
GLOSSARY OF COMMONLY USED TERMS .....	xiii
FOREWORD .....	xv
ACKNOWLEDGEMENT .....	xvi
EXECUTIVE SUMMARY .....	xvii
CHAPTER ONE: COUNTY OVERVIEW .....	1
1.1 Background .....	1
1.2 Position and Size .....	1
1.3 Physiographic and Natural Conditions .....	3
1.3.1 Physical and Topographic Features .....	3
1.3.2 Climatic Conditions .....	5
1.3.3 Ecological Conditions .....	5
1.4 Administrative and Political Units .....	5
1.4.1 Administrative Units (Sub-Counties, Sub-locations and Wards ) .....	5
1.4.1 County Government Administrative Wards by Constituency .....	7
1.4.2 Political Units (Constituencies and Wards) .....	7
1.5 Demographic Features .....	8
1.5.1 Population Size, Composition and Distribution .....	8
1.5.2 County Population Age Structure .....	9
1.5.3 Population Density and Distribution .....	13
1.5.4 Population Projection by Broad Age Groups .....	14
1.5.5 Population of Persons with Disability .....	17
1.5.6 Demographic Dividend Potential .....	18
1.6 Human Development Index .....	20
1.7 County Poverty Profile .....	21
CHAPTER TWO: PERFORMANCE REVIEW OF THE PREVIOUS CIDP PERIOD .....	24
2.0 Overview .....	24
2.1 Analysis of the County Revenue Sources .....	24
2.1.1 Equitable Share Revenue Variance .....	25
2.1.2 Conditional Grants .....	25

2.1.3 Own Source Revenue (OSR) Variance .....	27
2.2 County Budget Expenditure Analysis .....	27
2.3 Sector Performance Review .....	29
2.3.1 Agriculture and Co-operative Development Sector .....	29
2.3.2 Commercial, Tourism and Labour Affairs Sector .....	30
2.3.3 Education, Youth, Sports, Gender and Social Welfare Sector.....	32
2.3.4 Energy, Infrastructure and ICT Sector .....	34
2.3.5 Health Sector .....	34
2.3.6 Lands, Environment and Natural Resources Sector.....	36
2.3.7 Public Administration Sector .....	37
2.3.8 Water and Irrigation Sector Review.....	45
2.4 Challenges faced during the Implementation of CIDP 2018-2022.....	46
2.5 Emerging Issues during the Implementation of CIDP 2018-2022.....	47
2.6 Lessons Learnt during the Implementation of CIDP 2018-2022.....	48
2.7 Natural Resource Assessment.....	49
2.8 Development Issues .....	52
2.8.1 Agriculture and Co-operative Development Sector Development Issues.....	52
2.8.2 Commercial, Tourism and Labour Affairs Sector Development Issues .....	56
2.8.3 Education, Youth, Sports and Social Welfare Sector Development Issues .....	62
2.8.4 Energy, Infrastructure and ICT Sector Development Issues.....	66
2.8.5 Health Sector Development Issues .....	68
2.8.6 Lands, Environment & Natural Resources Sector Development Issues .....	82
2.8.7 Public Administration Sector Development Issues.....	86
2.8.8 Water and Irrigation Sector Development Issues.....	93
CHAPTER THREE: SPATIAL DEVELOPMENT FRAMEWORK .....	96
3.1 Introduction.....	96
3.1.1 National Spatial Plan (NSP) .....	96
3.1.2 Nairobi Metro Strategy.....	96
3.2 Land Use Proposals at the Regional (County) Scale .....	97
CHAPTER FOUR: DEVELOPMENT PRIORITIES, STRATEGIES AND PROGRAMMES	102
4.1 Development Priorities and Strategies .....	102
4.1.1 Agriculture and Co-operative Development Sector.....	102

4.1.2 Commercial, Tourism and Labour Affairs Sector .....	108
4.1.3 Education, Youth and Social welfare sector .....	113
4.1.4 Energy, Infrastructure and ICT Sector .....	116
4.1.5 Health Sector .....	119
4.1.6 Lands, Environment & Natural Resources Sector .....	127
4.1.7 Public Administration Sector .....	130
4.1.8 Water and Irrigation Sector .....	137
4.2 Sector Programmes and Flagship Projects .....	139
4.2.1 Sector Programmes .....	139
4.2.1.1 Agriculture and cooperative development Sector Programmes .....	139
4.2.1.2. Commercial, Tourism and Labour Affairs Sector Programmes .....	154
4.2.1.3: Education, Youth and Social welfare sector .....	167
4.2.1.4: Energy, Infrastructure and ICT Sector Programmes .....	182
4.2.1.5 Health Sector Programmes .....	190
4.2.1.6 Lands, Environment and Natural resources Sector programmes .....	213
4.2.1.7 Public Administration Sector Programmes .....	232
4.2.1.8 Water and Irrigation Sector .....	256
4.2.2 Flagship Projects .....	263
4.3 CIDP Linkages with National Development Agenda, Regional and International Development Frameworks .....	265
4.4 Cross-Sectoral Linkages .....	266
<b>CHAPTER FIVE: IMPLEMENTATION FRAMEWORK .....</b>	<b>269</b>
5.1. Overview .....	269
5.2. Institutional Framework .....	269
5.3 Resource Mobilization and Management Framework .....	272
5.3.1 Resource Requirements by Sector .....	272
5.3.2: Revenue Projections .....	280
5.3.3 Estimated Resource Gap .....	281
5.4 Asset Management .....	284
5.5 Risk Management .....	285
<b>CHAPTER SIX: MONITORING, EVALUATION AND LEARNING .....</b>	<b>287</b>
6.1 Overview .....	287

6.2 County Monitoring and Evaluation Structure .....	287
6.3 M&E Capacity .....	288
6.4 M&E Outcome Indicators .....	288
6.4.1 Agriculture and Co-operative Development Sector .....	288
6.4.2 Commercial, Tourism and Labour Affairs Sector .....	292
6.4.3 Education, Youth, Sports and Social Welfare Sector .....	296
6.4.4 Energy, Infrastructure and ICT Sector .....	302
6.4.6 Lands Environment & Natural Resources Sector .....	307
6.4.7 Public Administration Sector .....	308
6.4.8 Water and Irrigation Sector M&E Outcome Indicators .....	311
6.5 Data Collection, Analysis and Reporting.....	311
6.6 Dissemination, Feedback Mechanism, Citizen Engagement and Learning .....	312
6.7 Evaluation Plan .....	314
6.7.1 Agriculture Food Security and Cooperative Development Sector.....	314
6.7.2 Commercial, Tourism and Labour Affairs Sector .....	316
6.7.3 Education, Youth, Gender, Social Welfare, Sports and Culture Sector.....	316
6.7.4 Energy, Infrastructure and ICT Sector .....	317
6.7.5 Health Sector .....	318
6.7.6 Lands, Environment & Natural Resources Sector .....	319
6.7.7 Public Administration Sector .....	320
6.7.8 Water and Irrigation Sector Evaluation Plan .....	320
ANNEXES .....	322
Annex 1: M&E Reporting Template.....	322
Annex 2: List of CIDP 2023-2027 County Planning Champions.....	323
Annex 3: County fact sheet.....	325
Annex 4: CIDP III Public Participation, Nation advert .....	339
Annex 5: CIDP III Public Participation, Taifa Leo Advert .....	340
Annex 6: Public Participation Report .....	341
Annex 7: EIDU MoU, The County Government of Machakos .....	539

## List of Tables

Table 1.1: Area (Km <sup>2</sup> ) by Sub-County .....	7
Table 1.2: County Government Administrative Wards .....	7
Table 1.3: County's Electoral Wards by Constituency.....	8
Table 1.4: Population Projections (by Sub-County and Sex) .....	11
Table 1.5: Population Projections by Age Cohort .....	11
Table 1.6: Population Projections by Urban Area .....	12
Table 1.7: Population Distribution and Density by Sub-County .....	13
Table 1.8: Population Projections by Broad Age Groups.....	14
Table 1.9: Population of Persons with Disability by Type, Age and Sex.....	17
Table 1.10: Demographic Dividend Potential .....	19
Table 2.1: Analysis of County Revenue Sources.....	24
Table 2.2: County Expenditure Analysis .....	28
Table 2.3: Natural Resource Assessment.....	49
Table 2.4: County Spatial Development Strategies by Thematic Areas.....	97
Table 4.1: Agriculture and Co-operative Development Sector's Priorities and Strategies .....	103
Table 4.2: Commercial, Tourism and Labour Affairs Sector's Priorities and Strategies .....	109
Table 4.3: Education, Youth and Social Welfare Sector's Priorities and Strategies .....	113
Table 4.4: Energy, Infrastructure and ICT Sector's Priorities and Strategies .....	117
Table 4.5 Health Sector's Priorities and Strategies .....	119
Table 4.6: Lands Environment & Natural Resources Sector's Priorities and Strategies.....	127
Table 4.7: Public Administration Sector's Priorities and Strategies.....	130
Table 4.8: Water and Irrigation Sector's Priorities and Strategies .....	137
Table 5.1: Institutional Mandate .....	271
Table 5.2: Summary of Sector Programme Financial Resource Requirements.....	273
Table 5.3: Revenue Projections .....	280
Table 5.4: Resource Gaps .....	281
Table 5.5: Risk, Implication, Level and Mitigation Measures .....	285

## List of Figures

Figure 1.1: Position and Size of Machakos County.....	2
Figure 1.2: Physical Environment and Natural Resources .....	4
Figure 1.3 Administrative and Political Units .....	6
Figure 1.4: Population Pyramid 2019 .....	9
Figure 2.1: Performance of Equitable Share.....	25
Figure 2.2: Conditional Grants (GoK) Revenue Variance.....	25
Figure 2.3: Conditional Grants (Development Partners) .....	26
Figure 2.4: Own Source Revenue .....	27
Figure 5.1: County Government of Machakos Organizational Chart.....	270



## ACRONYMS AND ABBREVIATIONS

ABC	African Brotherhood Church	CIDP	County Integrated Development Plan
ABDP	Aquaculture Business Development Programme	CIMES	County Integrated Monitoring and Evaluating System
ACA	Anti-Counterfeit Authority	CLTS	Community-led Total Sanitation
ACK	Anglican Church of Kenya	CMR	Child Mortality Rate
ADP	Annual Development Plan	CNAP	County Nutritional Action Plan
ADR	Alternative Dispute Resolution	COVID-19	Corona Virus Disease
AI	Artificial Insemination	CPA	Certified Public Accountant
AIC	African Inland Church	CPSB	County Public Service Board
AMR	Antimicrobial Resistance	CRM	Customer Relationship Management
ANC	Antenatal Care	CSR	Corporate Social Responsibility
AP	Administration Police	CT	Computer Tomography
ART	Anti-retroviral Therapy	DC	District Commissioner
ASDSP	Agricultural Sector Development Support Programme	DCC	Deputy County Commissioner
ATC	Agriculture Training Centre	DEB	District Education Board
ATVET	Agricultural Technical Vocational Education	DHPT	Division of Health Products and Technologies
AU	African Union	DHRAC	Departmental Human Resource Advisory Committee
BMU	Beach Management Units	DO	District Officer
BQ	Bill of Quantities	DPSM	Directorate of Public Service Management
CA	Communications Authority	DREAMS	Determined, Resilient Empowered AIDS-free Mentored and Safe
CADP	County Annual Development Plan	DRM	Disaster Risk Management
CALHIV	Children and Adolescent Living with HIV	EBI	Evidence Based Interventions
CBC	Competency Based Curriculum	ECDE	Early Childhood Development Education
CBEF	County Budget and Economic Forum	EDAMs	Electronic Development Application Management System
CBET	Competency Based Education and Training	EPZ	Export Processing Zone
CBR	Community Based Rehabilitation	ERP	Enterprise Resource Planning
CCE	Community Care for the Elderly	FAO	Food and Agriculture Organization
CCTV	Closed Circuit Television	FBOs	Faith Based Organizations
CE	County Executive	FIF	Facility Improvement Fund
CECM	County Executive Committee Member	FMP	Foreign Medical Program
CFSP	County Fiscal Strategic Paper	FP	Financial Plan
CGM	County Government of Machakos	FY	Financial Year
CHRAC	County Human Resource Advisory Committee	GBV	Gender Based Violence
CHVs	Community Health Volunteers	GCP	Gross County Product
CIDC	County Information and Documentation Centre	GDP	Gross Domestic Product

GIS	Geographical Information System	KEBS	Kenya Bureau of Standards
GNI	Gross National Income	KeFS	Kenya Fisheries Service
GNP	Gross National Product	KEMFRI	Kenya Marine and Fisheries Research
GoK	Government of Kenya	KEMRI	Kenya Medical Research Institute
GOK-PSS	Government Of Kenya Public Service Super annulation Scheme	KEMSA	Kenya Medical Supplies Authority
HCW	Health Care Worker	KeNHA	Kenya National Highway Authority
HCWs	Health Care Workers	KEPHIS	Kenya Plant Health Inspectorate Service
HDI	Human Development Index	KEPROBA	Kenya Exports Promotion and Branding Agency
HIV/AIDS	Human Immunodeficiency Virus/ Acquired Immunodeficiency Syndrome	KHIS	Kenya Health Information System
HPT	Health Products and Technologies	KICOSCA	Kenya Intercounty Sports and Cultural Association
HQs	Headquarters	KIDUSP	Kenya Intergrated Devolution Urban Support Programme
HR	Human Resource	KITWASCO	Kitui Water and Sewerage Company
HRH	Human Resource For Health	KIWASCO	Kivaa Water and Sewerage Company
HRO	Human Resource Officer	KMTC	Kenya Medical Training Centre
HTS	HIV Testing Service	KNBS	Kenya National Bureau of Statistics
ICT	Information and Communications Technology	KPHC	Kenya Population and Housing Census
ICU	Intensive Care Unit	KPI	Key Performance Indicators
IDSR	Integrated Disease Surveillance and Response	KPLC	Kenya Power Limited Company
IEBC	Independent Electoral and Boundaries Commission	KSCAP	Kenya Smart Climate Agriculture Project
IEC	Information, Education and Communication	KSG	Kenya School of Government
IFMIS	Integrated Financial Management System	KURRA	Kenya Urban and Rural Roads Authority
IHRMS	Integrated Human Resource Management System	KVB	Kenya Veterinary Board
ILRI	International Livestock Research Institute	KWS	Kenya Wildlife Service
IMR	Infant Mortality Rate	LAN	Local Area Network
IPC	Infection Prevention and Control	LAPFUND	Local Authorities Provident Fund
IPPD	Integrated Personal and Payroll Database	LAPRUST	Local Authorities Pensions Trust
ISO	International Organization for Standardization	LED	Light Emitted Diode
JHI	Joint Health Inspection	LPG	Liquified Petroleum Gas
KAM	Kenya Association of Manufacturers	LR	Land Registration Act
KARLO	Kenya Agricultural and Livestock Research	MAVWASCO	Mavoko Water and Sewerage Company
KCSE	Kenya Certificate of Secondary Education	MCS	Monitored Controlled Surveillance
KDSP	Kenya Devolution Support Programme	MH	Mental Health
		MIS	Management Information System
		MoE	Ministry of Education

MoEP	Ministry of Energy and Petroleum	PLUPA	Physical and Land Use Planning Act
MoH	Ministry of Health	PLWD	People Living with Disability
MoU	Memorandum of Understanding	PMTCT	Prevention of Mother to Child Transmission
MPM	Multidimensional Poverty Measure	PNNMR	Post Neo-natal Mortality Rate
NCD	Non-Communicable Diseases	PNS	Peripheral Nervous System
NCPB	National Cereals and Produce Board	PPADR	Public Procurement and Asset Disposal Regulation
NEMA	National Environment Management Authority	PPDA	Public Protection and Disaster Act
NGAO	National Government Administrative Officers	PPDR	Public Protection and Disaster Relief
NG-CDF	National Government Constituency Development Fund	PPP	Public Private Partnership
NGOs	Non-Governmental Organizations	PQS	Performance, Quality and Safety
NHIF	National Hospitals Insurance Fund	PREP	Pre-exposure Prophylaxis
NITA	National Industrial Training Authority	PSRI	Population Studies and Research Institute
NLMIS	National Livestock Marketing Information System	PV	Pharmaco Vigilance
NMR	Nairobi Metropolitan Region	PVC	Polyvinyl Chloride
NMT	Non-motorized Transport	PWD	People With Disability
NNMR	Neo-natal Mortality Rate	REREC	Rural Electrification and Renewable Energy
NPCU	National Programme Coordination Unit	RPW	Radial Pressure Waves
NSP	National Spatial Plan	RTM	Remote Temperature Monitoring
NSSF	National Social Security Fund	SDA	Seventh Day Adventist
OJT	On the Job Training	SDGs	Sustainable Development Goals
OOG	Office of the Governor	SEKEB	South Eastern Kenya Economic Block
OSHA	Occupational Safety and Health Act	SGBV	Sexual Gender Based Violence
OSR	Own Source Revenue	SMART	Specific, Measurable, Achievable, Relevant and Time-bound
OTZ	Operation Tripple Zero	SME	Small and Medium Enterprises
OVC	Orphans and Vulnerable Children	SMS	Short Messages
PCEA	Presbyterian Church of East Africa	SNE	Special Needs Education
PCPB	Pest Control Products Board	SNS	Social Network Strategy
PESTEL	Political, Economic, Social, Technological, Environmental and Legal	SOP	Standard Operating Procedure
PFM	Public Finance Management	SP	Sub Programme
PFMA	Public Finance Management Act	SPSS	Statistical Package for Social Sciences
PHO	Public Health Officers	SRH	Sexual Reproductive Health
PLHIV	People Living with HIV	STI	Sexually Transmitted Infections
		TB	Tuberculosis
		THS	Transforming Health System
		TIMPS	Technology Innovation Management Practices
		TNA	Training Needs Assessment

TPT	Tuberculosis Preventive Treatment
TTI	Teachers Training Institute
TVETs	Technical and Vocational Education and Training
TWG	Technical Working Group
UHC	Universal Health Care
UN	United Nations
UNFPA	United Nations Population Fund
USAID	United States Agency for International Development
VCT	Voluntary Counselling and Testing
VHF	Very High Frequency
VTCs	Vocational Training Centres
WAAW	World Antimicrobial Awareness Week
WAN	Wide Area Network
WASH	Water Sanitation and Hygiene
WEF	Women Enterprise Fund
WRA	Water Resource Authority
WRUA	Water Resource User Associations
WWDA	Water Works Development Agency

## **GLOSSARY OF COMMONLY USED TERMS**

**Baseline:** An analysis describing the initial state of an indicator before the start of a project/programme, against which progress can be assessed or comparisons made.

**Blue Economy:** The sustainable use and economic development of both aquatic and marine spaces including oceans, seas, coasts, lakes, rivers, and underground water.

**Demographic Dividend:** The potential accelerated economic growth that may result from a decline in a country's mortality and fertility and the subsequent change in the age structure of the population.

**Development Issue:** The key constraint/emerging issue concerning a sector that needs to be addressed or tapped into through various interventions and programmes.

**Flagship/Transformative Projects:** These are projects with high impact in terms of employment creation, increasing county competitiveness, revenue generation etc. They may be derived from the Kenya Vision 2030 (and its MTPs) or the County Transformative Agenda/Long-term Plans, etc.

**Green Economy:** An economy that aims at reducing environmental risks and ecological scarcities as well as enhancing sustainable development without degrading the environment.

**Indicator:** A sign of progress /change that result from a project's intervention. It measures a change in a situation or condition and confirms progress towards achievement of a desired specific result. It is used to measure a project's impact, outcomes, outputs and inputs that are monitored during project implementation to assess progress.

**Integrated Development Planning:** The process of coordinating the efforts of national and devolved levels of government and other relevant stakeholders to bring together economic, social, environmental, legal and spatial aspects of development so as to produce a plan that meets the needs and sets the targets for the benefit of local communities.

**Outcome Indicator:** A specific, observable, and measurable characteristic or change that will represent achievement of the outcome. Outcome indicators include quantitative and qualitative measures. Examples: Enrolment rates, transition rates, mortality rates, etc.

**Outcome:** An intermediate result generated from a number of outputs relative to the objective of a programme or intervention.

**Output:** Products, services or immediate results, tangible or intangible resulting directly from the implementation of activities or applying inputs.

**Performance indicator:** A measurement that evaluates the success of an organization or of a particular activity (such as projects, programmes, products and other initiatives) in which it engages.

**Programme:** A grouping of similar projects and/or services performed by a National/County Department to achieve a specific objective; Programmes must be mapped to strategic objectives.

**Project:** A set of coordinated activities implemented to meet specific objectives within defined time, cost and performance parameters/deliverables.

**Public Participation:** Is the process where individuals, governmental and non-governmental groups influence decision making in policy, legislation, service delivery, oversight and development matters. It is a two-way interactive process where the duty bearer communicates information in a transparent and timely manner, engages the public in decision making and is responsive and accountable to their needs.

**Sector:** Is a composition of departments, agencies and organizations that are grouped together according to services and products they provide. They produce or offer similar or related products and services, and share common operating characteristics.

**Sustainable Development:** The development that meets the needs of the present, without compromising the ability of future generations to meet their own needs.

**Sector Working Group:** Is a technical working forum through which government departments and partners/stakeholders consult on sector issues and priorities.

**Target:** A result to be achieved within a given time frame through application of available inputs.

**Gender mainstreaming:** is the process of ensuring the realization of equal right, responsibilities, and opportunities of women and men, and girls and boys. It implies that the interest, needs and priorities of both women and men are taken into consideration, recognizing the diversity of different groups of women and men.

**Disability mainstreaming:** involves a process of supporting programmed to find structured ways of responding to the needs and circumstances of person with disabilities

## FOREWORD



The Machakos County Integrated Development Plan (CIDP) 2023 – 2027 stipulates the development agenda and road map for the county planning and budgeting processes for the next five years, 2023 – 2027; and adheres to the Constitution of Kenya, 2010 and the County Government Act, 2012. It was prepared through an intensive and consultative process involving the public and the County Stakeholders who gave valuable inputs.

The content of this Plan is linked to the Kenya Vision 2030, its Medium-Term Plan IV and the National Spatial Plan framework as well as international commitments, such as the UN Sustainable Development Goals (SDGs), the African Union (AU) Agenda 2063 among others. The Plan has integrated *Governor's Manifesto* which has prioritized *Food Security, Socio-Economic Empowerment and Infrastructure Development* as the three key pillars with a primary objective of transforming social-economic livelihoods of Machakos residents to prosperity in line with our rallying call 'Liu Mesani, Mbesa Muvuko' (food on the table, money in the pocket).

The CIDP takes into account lessons learnt from implementation of the CIDP I and CIDP II to drive the County Government development agenda and recognizes that not all functions were devolved, hence the need for the County Government to partner with the National Government in the achievement of its transformation agenda.

During the planned period 2023 – 2027, my Government will be committed to promote Integrity, Transparency, Efficiency and Civil Engagement in order to broadly address the transformation agenda for Machakos County. Effective implementation of this Plan requires cooperation and commitment from all stakeholders both in government and outside government.

I call upon all the residents of Machakos County, National Government Departments and Agencies, Development Partners, Civil Society Organizations and other Non-State Actors to remain vigilant in playing their respective roles towards our vision of *Making Machakos County to be a model of excellence with quality life to all citizens in a clean and secure environment.*

God bless Machakos County.

A handwritten signature in blue ink, appearing to read 'Wavinya Ndeti', written over a white background.

**H.E. Hon. Wavinya Ndeti**  
**GOVERNOR, MACHAKOS COUNTY.**



## **ACKNOWLEDGEMENT**

This County Integrated Development Plan (CIDP) 2023 – 2027 was prepared through an intensive and consultative process involving County government officers, representatives from the National Government Ministries and Agencies, Civil Society Organizations, Non-state actors, the public, interested groups and other County key stakeholders who worked tirelessly in realizing it.

Special thanks to H.E. Hon. Governor Wavinya Ndeti and H.E Hon. Deputy Governor Francis Mwangangi for initiating and providing exemplary leadership in spearheading the development of this plan and to the County Secretary Dr. Muya Ndambuki for coordinating participants from within and without.

I would also like to thank the County Executive Committee Members for providing guidance to the process in their respective Ministries and the Chief Officers for their overall support throughout the plan development process.

I further wish to appreciate our Development Partners, Civil Society Organizations and other non-state actors for their valuable inputs and generous funding in the development process, notably Transparency International (TI), International Republican Institute and The Centre for International Health, Education and Biosecurity Kenya (CIHEB).

Special gratitude goes to the CIDP Secretariat under the guidance of CPA Tobias Mutua, the Chief Officer Economic Planning, for their commitment, dedication, sacrifice and teamwork in the entire process of developing the document. The team included Economists, Statisticians and Finance officers, CPA Antony Mutunga, Stella Miriti, Eunice Chepkorir, Joel Mutuku, Sylvester Juma, Stephen Mutua, CPA Patricia Wamalwa, David Ndiku, Caven Muange, Patrice Kivuva, Dennis Mutua, CPA Michael Musyoki, CPA Winfred Muema, Lucia Wanza, Dorah Musyoki and Josephine Mboi.

Finally, I thank all the residents of Machakos County, well-wishers and all other stakeholders for dedicating their time and efforts to give their views during public participation and validation process of this CIDP 2023 – 2027.

**Hon. Onesmus Muia Kuyu**

**CECM-Finance, Economic Planning and Revenue Management**



## **EXECUTIVE SUMMARY**

Machakos County Integrated Development Plan (CIDP) 2023-2027 is a five-year Plan which sets the strategic priorities of the County Government. It contains Programmes with specific objectives, implementation plan, and monitoring and evaluation framework with a clear reporting framework. The CIDP is the basis for budgeting and planning in the county and will be implemented through a series of Annual Development Plans (ADPs).

The CIDP 2023-2027 is the result of inputs and participation of various stakeholders and the citizens of Machakos County who were extensively consulted in its development process. Reference was made to Governor's manifesto, CIDP I and II, the Constitution of Kenya, the County Government Act 2012, the Kenya Vision 2030 and Sustainable Development Goals (SDGs) among other documents. The Plan aspires to transform the County into model of excellence with high quality life to all its citizens in a clean and secure environment.

This Plan is divided into six chapters. Chapter One gives a brief County Overview, which includes county's background information, position and size, physiographic and natural conditions, administrative and political units, demographic features and human development index. The County has an estimated population of 1,421,932 (KPHC, 2019). 71 per cent of the population resides in rural areas while the rest 29 per cent live in urban areas. Administratively, the County government is divided into 9 Sub-counties, 40 wards and 234 villages with provincial administration having the same 9 Sub-counties, 27 divisions, 76 locations and 239 sub-locations. Politically, it is divided into 8 Constituencies, 40 wards and 234 villages.

Chapter Two highlights on Performance Review of the previous CIDP 2018-2022. It presents an analysis of the County Revenue Sources and County Budget Expenditure Analysis. While outlining the challenges of its implementation, emerging issues and lessons learnt, it also gives natural resource assessment and development issues during the period. Revenue performance during the period under review was below the projected targets which were attributed to all sources of revenue registering a negative variance. There were late disbursements of both equitable share and conditional grants, with poor performance of own source revenue due to impacts of Covid-19 pandemic among other factors.

The total expenditure (both development and recurrent) during the period amounted to 53.26 billion against a target of 64.95 billion representing under spending of 11.75 billion equivalent to 18 percent

deviation from the set targets. This shortfall was attributed to lower absorption in both recurrent and development expenditure.

Chapter Three provides the Spatial Framework within which development projects and programmes will be implemented. This is captured using thematic areas which include: Conserving the Natural Environment, Diversifying Tourism, Enhancing County Competitiveness, Identifying Resource Potential Growth Areas, Industrialization, Managing Human Settlement, Modernizing Agriculture, Providing Appropriate Infrastructure and Transportation Network.

Chapter Four outlines Development Priorities, Strategies and Programmes per sector to be implemented in the planned period. It captures key performance indicators, outcomes, targets and projected budget for the 5-year period. The Chapter also highlights on the Flagship Projects to be undertaken, Linkages of the CIDP with Governors manifesto, other development plans such as the National Development Agenda, Regional and International Development Frameworks, SDGs and cross-sectoral linkages.

Chapter Five highlights the County Institutional Arrangement and specific roles for each institution towards implementation of the CIDP. It also presents the resource requirement, resource mobilization and management framework, asset management, risk and mitigation measures. The estimated resource requirement for the planned period is 137 billion while the projected county is revenue 87 billion with a deficit of 50 billion. To bridge the resource gap, the County Government seeks to enhance own source revenue collection, partner with national government, the public and development partners.

Chapter Six outlines how the Plan will be Monitored and Evaluated during its implementation. It presents the proposed M&E structure of data collection, analysis, reporting and learning; M&E outcome indicators tracking; dissemination and feedback mechanism which will involve County Government and all stakeholders including development partners at all levels to ensure transparency, accountability and public inclusion.

# CHAPTER ONE: COUNTY OVERVIEW

## 1.1 Background

Machakos County is one of the 47 counties established in the first schedule of the Constitution of Kenya, 2010. It is predominantly inhabited by the Akamba community, with most major towns being cosmopolitan leading to existence of minority communities. The minority communities include, Swahili in Township Location, Asian in Mavoko, Machakos, Kangundo and Yatta Town, Borana in Machakos Town, Maasai in Athiriver and Mlolongo, Luo in Kivaa, Ekalakala, Ndithini, Mananja and Yatta.

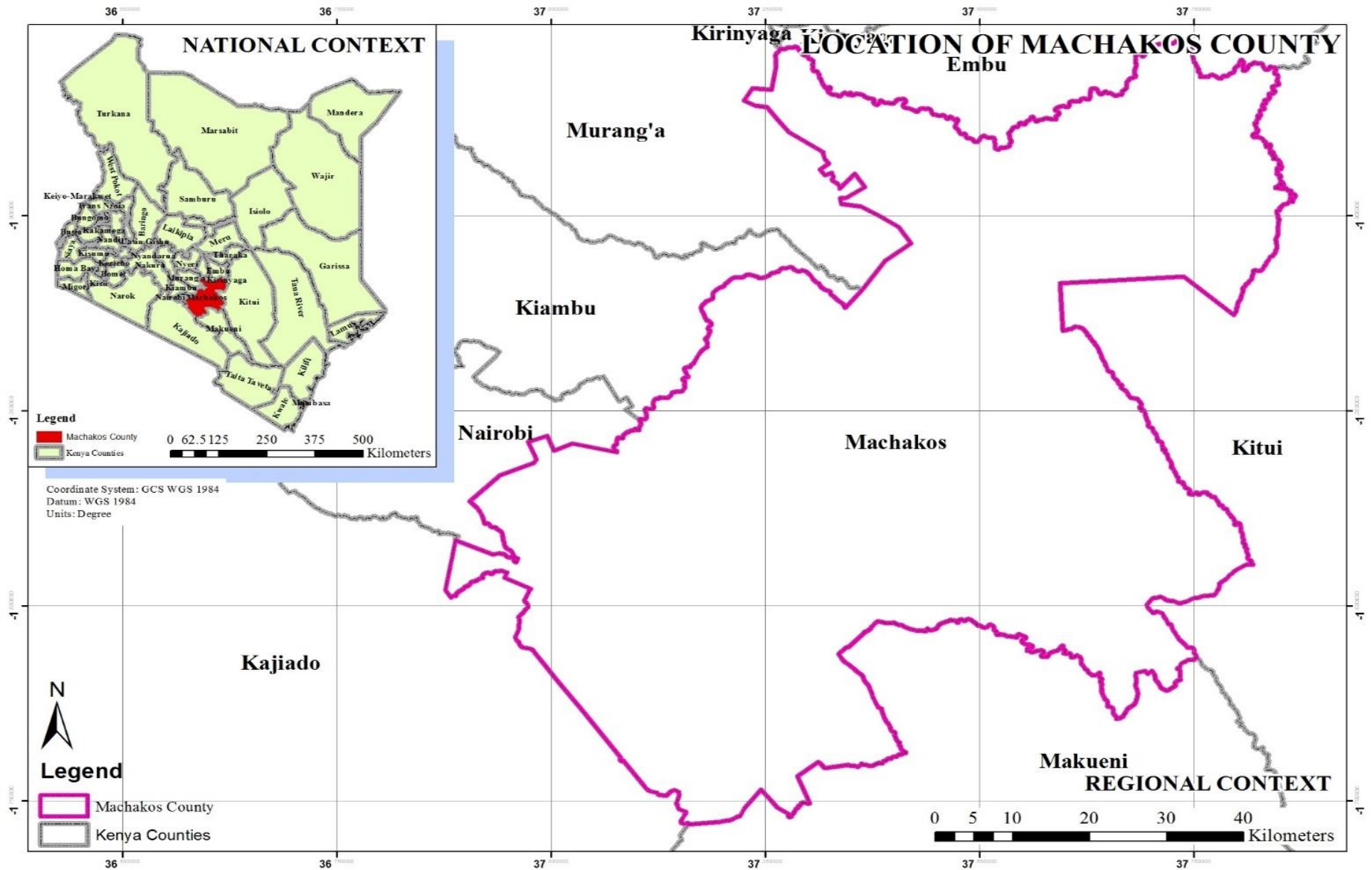
Machakos Town is the County's largest town and serves as the County Government's headquarters. As per the Kenya Population and Housing Census 2019 (*KPHC, 2019*), Machakos County has an estimated overall population of 1,421,932 out of which 71 per cent of the total population reside in rural areas while 29 per cent reside in urban areas. The main economic activity in the County is agriculture which provides employment and a means of livelihood for the majority in the County. The County is semi-arid and relies heavily on rain-fed agriculture. The majority crops farmed include maize, beans, fruits, vegetables and drought-resistant crops like sorghum and millet.

The County is part of the Nairobi Metropolitan area, which includes four other counties: Nairobi, Kiambu, Murang'a and Kajiado. The Nairobi Metropolitan Region's mission is to create a strong, internationally competitive, dynamic, and inclusive economy; to build world-class infrastructure to support development; and to improve linkages and accessibility to national, regional, and global contexts. The County is also a member of South Eastern Kenya Economic Block (SEKEB) which is composed of Machakos, Makueni and Kitui. The SEKEB prioritizes enhancement of land-based adaptation and resilient green economies. The SEKEB also focusses on creating enabling environment for the youths to venture into businesses and collaborating with development partners to foster growth in the region

## 1.2 Position and Size

Machakos County borders Muranga and Kirinyaga counties to the North West, Embu to the North, Kitui to the East, Makueni to the South, Nairobi and Kiambu to the West, and Kajiado to the South. The County has a total land area of 6,037.3 Km<sup>2</sup> and is located between longitudes 36°45' East and 37°45' East and latitudes 0°45' South and 1°31' South. This is illustrated in figure 1.1.

**Figure 1.1: Geographical Location of the Machakos County in Kenya**



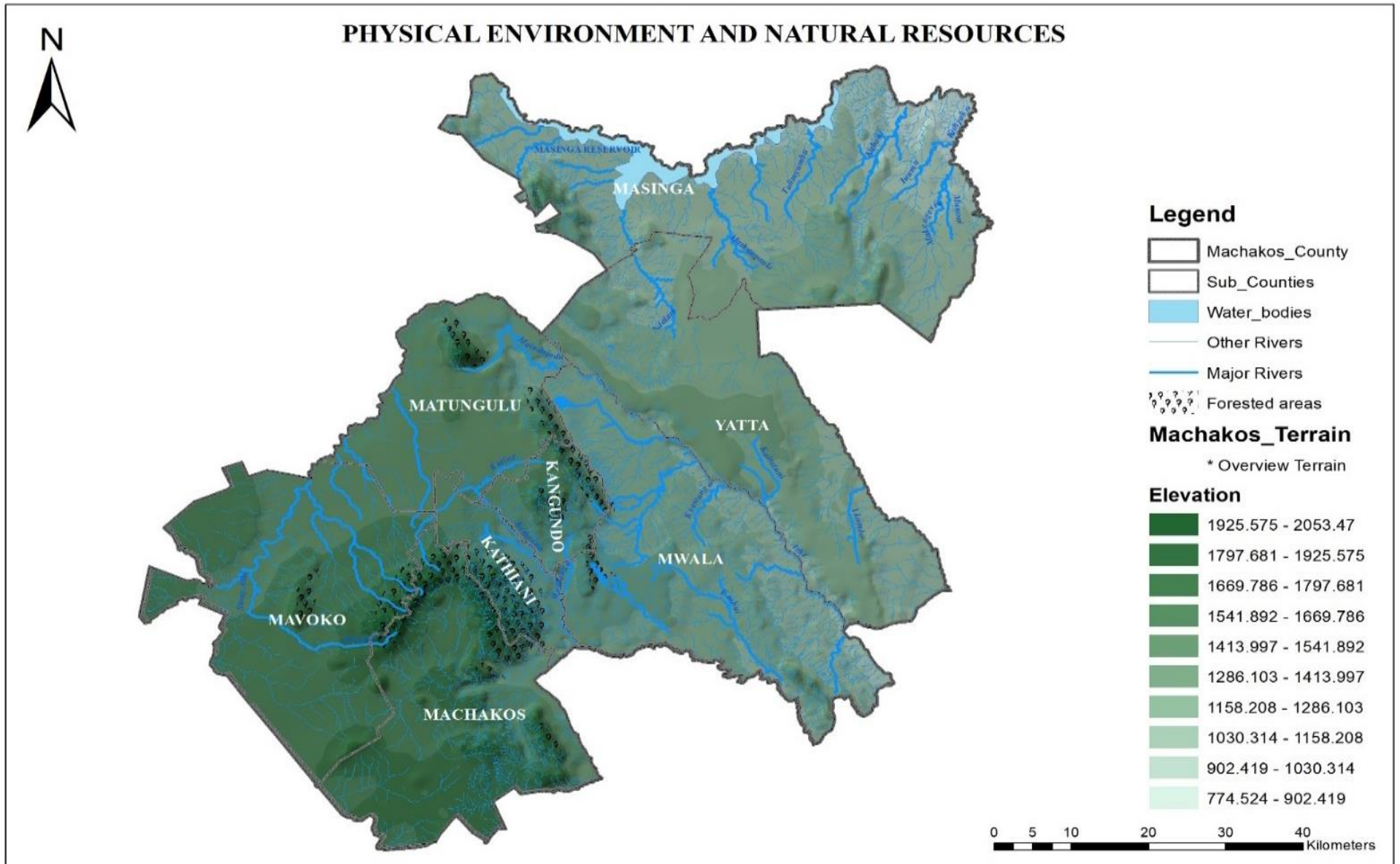
Source: Machakos County Spatial Database

## **1.3 Physiographic and Natural Conditions**

### **1.3.1 Physical and Topographic Features**

The County has distinctive topographical and physical characteristics. There are hills rising between 1800 – 2100m above sea level and the Yatta Plateau which is elevated to about 1700m above sea level and slopes to the South-East. There are other solitary hills in the North West. Some of the hills in the County include Ekalakala, Ithanga, Iveti, Lukenya, Kamuthamba, Kangonde, Komarock, Kiima Kimwe, Kyanzavi, Mavoloni, Mua, Nzii among others. The soils in the plains are shallow, well-drained, dark, and red clay soils. In addition, the vegetation varies according to altitude throughout the entire County. In contrast to high altitude regions, which receive more rainfall and have dense vegetation, the plains are characterized by open grassland and sporadic trees. The main rivers in the county are Tana and Athi.

Figure 1.1: Physical Environment and Natural Resources



Source: Machakos County Spatial Database

### **1.3.2 Climatic Conditions**

The County experiences bimodal rainfall pattern with short rains in October and December with mean rainfall of 500millimeters (mm) and long rains from March to May with a mean rainfall 1,250millimeters (mm). The County's rainfall distribution is primarily influenced by altitude. The lowland areas get about 500mm of rain on average, compared to 1,000mm in the high areas like Mua, Iveti, and Kangundo. The temperatures range from 18 to 29 degrees Celsius throughout the year. Most of the dry spells take place between January and March and August and October.

### **1.3.3 Ecological Conditions**

The majority of the County's terrain is hilly, and some of its physical features include the Yatta Plateau and the Athi River, one of the County's main water sources.

The County is categorized into five agro-ecological zones (AEZs) based on the potential crop production suitability:

- Upper Midland (UM) 2-3: This agro-ecological zone falls in Machakos, Kangundo, Kathiani and Matungulu. It is mostly suitable for maize, beans, dairy and coffee.
- Upper Midland (UM) 5-6: This agro-ecological zone is found in Mavoko and Matungulu, it is suitable for ranching.
- Lower Midland (LM) 3: This agro-ecological zone falls in Kangundo, Kathiani, Masinga, Matungulu, Mwala and Yatta. It is more suitable for growing mangoes, maize, pigeon pea, cow peas, and indigenous poultry keeping.
- Lower Midland (LM) 4: Kangundo, Kathiani, Machakos, Masinga, Matungulu, Mwala and Yatta fall under this zone. It is suitable for production of maize, beans, mangoes, cow peas, pigeon peas and indigenous chicken.
- Lower Midland (LM) 5: This zone is found in Masinga, Matungulu, Mwala and Yatta. It is suitable for beans, maize, pigeon peas, cow peas, mangoes, dairy and indigenous chicken.

## **1.4 Administrative and Political Units**

### **1.4.1 Administrative Units (Sub-Counties, Sub-locations and Wards )**

This section provides information on the administrative and political units that make up the County. This information is vital for the purpose of management and service delivery to the public. The County is divided into 8 constituencies and nine sub-counties as shown in Figure 1.3 below.





**Table 1.1: Area (Km<sup>2</sup>) by Sub-County**

Sub-County	No. of Divisions	No. of Locations	No. of Sub-locations	Area (Km <sup>2</sup> )
Kalama	1	5	12	480.4
Kangundo	4	9	25	173.4
Kathiani	2	4	21	204.1
Machakos	3	8	27	280.1
Mavoko (Athi river)	4	7	15	834.9
Masinga	2	9	28	1407.2
Matungulu	3	10	30	581.4
Mwala	4	16	58	1,013.4
Yatta	4	8	23	1,062.4
<b>Total</b>	<b>27</b>	<b>76</b>	<b>239</b>	<b>6,037.3</b>

Source: KNBS, 2019

### 1.4.1 County Government Administrative Wards by Constituency

The County has nine sub-counties which constitutes of 40 wards and 234 villages as indicated in Table 1.2.

**Table 1.2: County Government Administrative Wards**

Sub County	No. of Wards	No. of Villages
Kalama	2	12
Kangundo	4	23
Kathiani	4	21
Machakos	5	27
Mavoko	4	13
Masinga	5	28
Matungulu	5	30
Mwala	6	57
Yatta	5	23
<b>Total</b>	<b>40</b>	<b>234</b>

Source: The Machakos County Government Administrative Structures Act, 2015

### 1.4.2 Political Units (Constituencies and Wards)

Political units are represented by elected persons such as the members of national and county assembly. Table 1.3 below shows political units in the county divided into constituencies and electoral wards. It further shows the distribution of electoral wards by constituency:

**Table 1. 3: County’s Electoral Wards by Constituency**

Constituency	County Assembly Wards	No. of County Assembly Wards
<b>Kangundo</b>	Kangundo Central, Kangundo East, Kangundo North, Kangundo West	4
<b>Kathiani</b>	Kathiani Central, Lower Kaewa/Kaani, Mitaboni, Upper Kaewa	4
<b>Machakos</b>	Kalama, Machakos Central, Mua, Mumbuni, Mutituni, Muumandu/Kola, Muvuti/Kiima Kimwe	7
<b>Masinga</b>	Ekalakala, Kivaa, Masinga Central, Muthesya, Ndithini	5
<b>Matungulu</b>	Kyeleni, Matungulu East, Matungulu North, Matungulu West, Tala	5
<b>Mavoko</b>	Athi River, Kinanie, Muthwani Syokimau/Mulolongo	4
<b>Mwala</b>	Kibauni, Makutano/Mwala, Masii, Mbiuni, Muthetheni, Wamunyu	6
<b>Yatta</b>	Ikombe, Katangi, Kithimani, Matuu, Ndalani	5
<b>Total</b>		<b>40</b>

Source: IEBC, 2022

## 1.5 Demographic Features

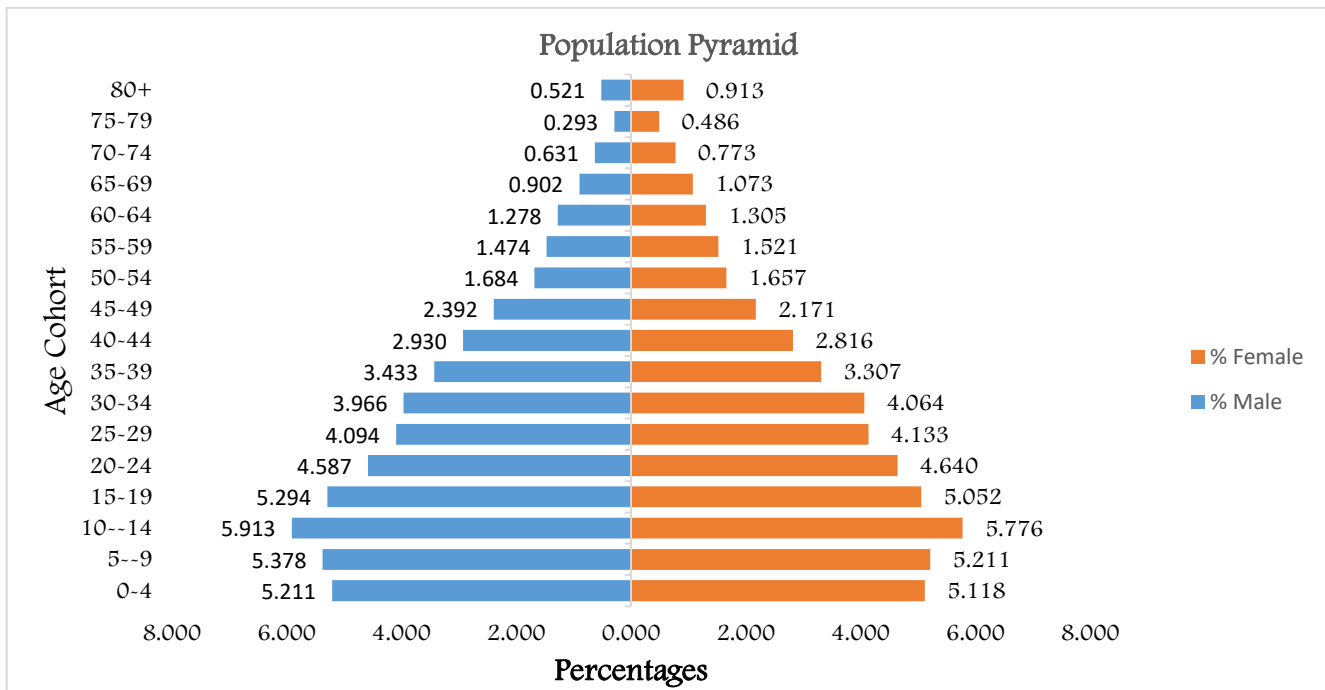
This section presents the County population size and its composition as per the 2019 Kenya Population and Housing Census, highlighting the specific age cohorts and their projected population sizes in 2025 and 2027.

### 1.5.1 Population Size, Composition and Distribution

According to the 2019 Kenya Population and Housing Census, total population of the County was 1,421,932 which is about 3 percent of the estimated national population. This constitutes 710,707 (49.98 percent) and 711,191 (50.02 percent) males and females respectively, and 34 (0.002 percent) intersex. Out of these, the rural population was 504,247 (35.46 percent) males and 503,582 (35.42 percent) females, 25 (0.002 percent) intersex whereas the urban population was 206,460 (14.52 percent) males and 207,609 (14.6 percent) females and 9 (0.001 percent) intersex. This implies that the sex ratio is 1:1 as the intersex population is insignificant. About 71 percent of the population reside in the rural areas while 29 percent reside in the urban areas. The youth constitute 29.2 percent while the elderly (65 and above years) constitutes 5.6 percent against the national tally of 29.0 percent and 3.9 percent respectively. This is illustrated in figure 1.4.

## 1.5.2 County Population Age Structure

Figure 1.3: Population Pyramid 2019



Source: KNBS, 2019

According to KNBS 2020, the distribution of lifetime in-migrants, out-migrants, and net migrants in 2019, Machakos County had 326,182 in-migrants and 390,213 out-migrants, resulting in a net migration loss of 64,031. Notably, there were loss of 43,927 lifetime net female migrants compared to the loss of lifetime net male migrants of 20,091. According to KNBS 2020, the recent in-migrants and out-migrants in 2019 were 128,767 and 116,332, respectively, giving a net gain of 12,435. It is noted that net recent male migrants outnumbered net recent female migrants by 8,621 to 3,816. Therefore, more social services such as schools, health care, and domestic water should be prioritized at both origin and destination. This will help to combat the migration of young people seeking education and health care. Kenyans support the shift of planning to counties. However, if less emphasis is placed on decentralization of industries close to their raw materials in order to reduce transportation time and cost, as well as improve commodity quality and security, nothing will be accomplished other than maintaining the status quo. This will provide both informal and formal employment opportunities.

Population dynamics, or the variation of populations over time, is determined by biological and environmental processes. The proportions of people of different ages have a strong influence on the

growth rate of a population. Population growth can be more accurately predicted if this age structure is known. Age structure data allow the rate of growth (or decline) to be linked to a population's level of economic development.

Changes in the composition of different age groups are linked with household movements into and out of poverty due to the different needs throughout the life cycle. The young require intensive investment in health and education; prime-age adults require supply of labour and savings; and the aged require health care and retirement income.

Age structure effects on economic growth may be explained by life-cycle patterns in savings behavior and in human capital accumulation. The Life Cycle Theory of saving suggests that aggregate savings rates are influenced by age structure. Similarly, Human Capital Theory maintains that age-variation in labour supply and age-earning profiles reflect life-cycle accumulation of human capital. Changes in age-structure, therefore, influence aggregate levels of human capital accumulation.

The population structure has significant implications on labour, provision of social services and issues of social security. A large child population presents the challenge of provision of essential services like education and child health. A small working age population means that only a few people in the entire population continue to shoulder the burden of taxation and care for those that are dependent on them.

Machakos's County demographic structure as of 2019 is that of a pyramid (Figure 1.4) with those aged between 0 and 14 years (the children) comprising of 32.607% of the total population while those aged between 15 and 34 (youth) comprising of 35.831% of the total population. The working age population (15-64) comprises of 61.801% of the total population while the elderly (65+) comprises of 5.592% of the total population.

**Table 1.4: Population Projections (by Sub-county and Sex)**

Sub-county	Census (2019)			2022 (Projection)			Projection (2025)			Projection (2027)		
	M	F	T	M	F	T	M	F	T	M	F	T
Kalama	26,764	27,692	54,462	27,451	28,948	56,395	28,268	29,897	58,159	28,743	30,433	59,170
Kangundo	48,697	49,219	97,917	49,947	51,452	101,393	51,433	53,138	104,563	52,297	54,091	106,381
Kathiani	54,910	56,976	111,890	56,320	59,561	115,862	57,995	61,512	119,485	58,970	62,616	121,561
Machakos	85,486	85,114	170,606	87,681	88,975	176,663	90,289	91,891	182,186	91,806	93,539	185,353
Masinga	73,519	75,001	148,522	75,407	78,403	153,795	77,649	80,972	158,603	78,955	82,425	161,360
Mavoko (Athi river)	164,322	158,172	322,499	168,542	165,348	333,948	173,554	170,765	344,390	176,471	173,828	350,375
Matungulu	81,145	80,407	161,557	83,229	84,055	167,292	85,704	86,809	172,523	87,145	88,366	175,521
Mwala	90,427	91,466	181,896	92,749	95,615	188,353	95,507	98,748	194,243	97,113	100,519	197,618
Yatta	85,437	87,144	172,583	87,631	91,097	178,710	90,237	94,082	184,298	91,754	95,770	187,500

Source: KNBS, 2019

As of 2019, Mavoko Sub-county had the highest population of 322,499 followed by Mwala (181,896), Yatta (172,585) and Machakos (170,606). Kalama sub-county has the lowest population of 54,462. This indicated in table 1.4 above. The highest population in Athi River Sub-county could be attributed to the fact that it is an industrial town, has real estate ventures and it is proximal to Nairobi City. Notably, there are more females than males in Kalama, Kathiani, Masinga, Mwala and Yatta sub-counties. However, there are more males than females in Athi River, Machakos and Matungulu sub counties. Machakos County's average household size was approximated to be 3.5 compared to the nation's 3.9 with an overall inter-censal population growth rate of 2.2%.

**Table 1.5: Population Projections by Age Cohort**

Age Cohort	2019 (Census)			2022 (Projection)			2025 (Projection)			2027 (Projection)		
	M	F	T	M	F	T	M	F	T	M	F	T
0-4	74,088	72,770	<b>14,6858</b>	75,357	75,278	<b>150,635</b>	74,772	73,985	<b>148,757</b>	73,574	72,793	<b>146,367</b>
5-9	76,471	74,089	<b>15,0560</b>	73,726	74,686	<b>148,412</b>	74,709	76,530	<b>151,240</b>	74,325	75,664	<b>149,988</b>
10-14	84,081	82,134	<b>166,215</b>	72,298	72,913	<b>145,211</b>	72,378	73,020	<b>145,398</b>	73,032	74,248	<b>147,280</b>
15-19	75,280	71,840	<b>147,120</b>	70,721	71,590	<b>142,311</b>	71,712	71,976	<b>143,688</b>	71,768	72,046	<b>143,814</b>
20-24	65,216	65,975	<b>131,191</b>	69,501	70,513	<b>140,014</b>	69,634	70,553	<b>140,188</b>	70,292	70,805	<b>141,097</b>
25-29	58,218	58,769	<b>116,987</b>	68,083	68,957	<b>137,041</b>	68,783	69,040	<b>137,823</b>	68,885	69,079	<b>137,965</b>
30-34	56,392	57,783	<b>114,175</b>	60,208	60,799	<b>121,007</b>	66,679	66,351	<b>133,030</b>	67,152	66,408	<b>133,560</b>
35-39	48,810	47,027	<b>95,837</b>	52,857	53,835	<b>106,692</b>	54,394	54,454	<b>108,849</b>	58,612	57,989	<b>116,601</b>
40-44	41,665	40,046	<b>81,711</b>	46,092	47,420	<b>93,511</b>	49,847	51,009	<b>100,856</b>	50,861	51,415	<b>102,276</b>
45-49	34,014	30,876	<b>64,890</b>	38,203	38,852	<b>77,055</b>	40,713	42,089	<b>82,803</b>	43,073	44,329	<b>87,402</b>

<b>50-54</b>	23,944	23,562	<b>47,506</b>	28,979	29,946	<b>58,925</b>	32,869	33,413	<b>66,282</b>	34,390	35,376	<b>69,766</b>
<b>55-59</b>	20,955	21,631	<b>42,586</b>	20,597	21,585	<b>42,182</b>	22,760	24,775	<b>47,534</b>	25,058	26,860	<b>51,918</b>
<b>60-64</b>	18,177	18,549	<b>36,726</b>	16,042	16,988	<b>33,031</b>	15,705	17,205	<b>32,911</b>	16,906	19,092	<b>35,998</b>
<b>65-69</b>	12,831	15,250	<b>28,081</b>	11,820	13,036	<b>24,857</b>	12,505	14,741	<b>27,246</b>	12,362	14,847	<b>27,208</b>
<b>70-74</b>	8,979	10,993	<b>19,972</b>	9,120	10,012	<b>19,133</b>	8,048	10,252	<b>18,300</b>	8,419	11,227	<b>19,645</b>
<b>75-79</b>	4,167	6,914	<b>11,081</b>	5,797	6,575	<b>12,372</b>	6,350	8,190	<b>14,540</b>	5,926	8,319	<b>14,245</b>
<b>80+</b>	7,407	12,977	<b>20,384</b>	9,555	10,468	<b>20,023</b>	8,777	10,230	<b>19,007</b>	8,620	11,088	<b>19,708</b>
<b>All Ages</b>	<b>710,695</b>	<b>71,1185</b>	<b>142,1880</b>	<b>728,957</b>	<b>743,455</b>	<b>1,472,411</b>	<b>750,636</b>	<b>767,814</b>	<b>1,518,450</b>	<b>763,254</b>	<b>781,585</b>	<b>1,544,839</b>

Source: KNBS 2019

Table 1.5 above indicates that the male population projections in age cohorts 0-4, 5-9, 10-14 and 15-19, 35-39, 40-44, 45-49 and 50-54 remain slightly higher than that of female. However, in age cohorts 20-24, 25-29, 30-34, 55-59, 60-64, 65-69, 70-74, 75-79 and 80+ years the female population projections are higher than that of male. This can be attributed to rural urban migration where most men move from rural areas to other urban centres outside the County. It appears that from age cohorts 55-59 and above, the mortality rate of men is higher than that of women. The population distribution shows a pyramid that is heavy at the base.

**Table 1.6: Population Projections by Urban Area**

Urban Area	Census (2019)			2022 (Projection)			2025 (Projection)			2027 (Projection)		
	M	F	T	M	F	T	M	F	T	M	F	T
<b>Athi River</b>	41,086	40,214	<b>81,302</b>	42,138	42,024	<b>84,161</b>	43,387	43,391	<b>86,778</b>	44,122	44,194	<b>88,317</b>
<b>Githunguri</b>	30,889	32,427	<b>63,319</b>	31,680	33,886	<b>65,566</b>	32,619	34,989	<b>67,608</b>	33,172	35,637	<b>68,808</b>
<b>Kangundo</b>	5,094	5,164	<b>10,258</b>	5,224	5,396	<b>10,621</b>	5,379	5,572	<b>10,951</b>	5,470	5,675	<b>11,146</b>
<b>Kathiani</b>	2,066	2,238	<b>4,304</b>	2,119	2,339	<b>4,458</b>	2,182	2,415	<b>4,596</b>	2,219	2,460	<b>4,678</b>
<b>Kithimani</b>	1,423	1,500	<b>2,923</b>	1,459	1,568	<b>3,027</b>	1,503	1,619	<b>3,121</b>	1,528	1,648	<b>3,177</b>
<b>Machakos</b>	31,240	32,524	<b>63,767</b>	32,040	33,988	<b>66,027</b>	32,989	35,093	<b>68,083</b>	33,549	35,743	<b>69,292</b>
<b>Makutano (Kyumbi)</b>	6,643	5,753	<b>12,396</b>	6,813	6,012	<b>12,825</b>	7,015	6,207	<b>13,222</b>	7,134	6,322	<b>13,456</b>
<b>Masii</b>	1,741	1,912	<b>3,653</b>	1,786	1,998	<b>3,784</b>	1,838	2,063	<b>3,902</b>	1,870	2,101	<b>3,971</b>
<b>Matuu</b>	5,687	6,386	<b>12,073</b>	5,833	6,673	<b>12,506</b>	6,005	6,890	<b>12,896</b>	6,107	7,018	<b>13,125</b>
<b>Mlolongo</b>	69,163	67,188	<b>136,351</b>	70,934	70,211	<b>141,145</b>	73,036	72,496	<b>145,532</b>	74,274	73,838	<b>148,112</b>
<b>Oldonyo-Sabuk</b>	1,652	1,701	<b>3,353</b>	1,694	1,778	<b>3,472</b>	1,745	1,835	<b>3,580</b>	1,774	1,869	<b>3,643</b>
<b>Tala</b>	5,542	5,903	<b>11,446</b>	5,684	6,169	<b>11,853</b>	5,852	6,369	<b>12,222</b>	5,952	6,487	<b>12,439</b>
<b>Wamunyu</b>	1,037	1,153	<b>2,190</b>	1,064	1,205	<b>2,268</b>	1,095	1,244	<b>2,339</b>	1,114	1,267	<b>2,381</b>
<b>TOTAL</b>	<b>203,263</b>	<b>204,063</b>	<b>407,335</b>	<b>208,467</b>	<b>213,246</b>	<b>421,712</b>	<b>214,646</b>	<b>220,184</b>	<b>434,830</b>	<b>218,284</b>	<b>224,261</b>	<b>442,545</b>

Source: KNBS 2019

The County has 13 urban areas as shown in table 1.6 above. The total urban population as at 2019 was 407,335 and projected to 442,545 in 2027. Mlolongo had the highest urban population at 136,351 followed by Athi River (81,302), Machakos (63,767) and Githunguri (6,319). This can be attributed to the fact that Mlolongo, Athi River and Githunguri are industrial urban areas, have real estate ventures and are proximal to Nairobi. Machakos is an administrative and recreational centre. Machakos also has plenty of social amenities like hospitals, universities and colleges. To accommodate the growing population, it is necessary to increase the social amenities in these areas.

### 1.5.3 Population Density and Distribution

**Table 1.7: Population Distribution and Density by Sub-County**

Sub-County	2019 (Census)			2022 (Projection)			2025 (Projection)		2027 (Projection)	
	Area (Km <sup>2</sup> )	Population	Density	Area (Km <sup>2</sup> )	Population	Density	Population	Density	Population	Density
<b>Athi River (Mavoko)</b>	835	322,499	386	835	333,948	400	344,390	412	350,375	420
<b>Kalama</b>	480	54,462	113	480	56,395	117	58,159	121	59,170	123
<b>Kangundo</b>	173	97,917	565	173	101,393	586	104,563	604	106,381	615
<b>Kathiani</b>	204	111,890	548	204	115,862	568	119,485	586	121,561	596
<b>Machakos</b>	280	170,606	609	280	176,663	631	182,186	651	185,353	662
<b>Masinga</b>	1,407	148,522	106	1,407	153,795	109	158,603	113	161,360	115
<b>Matungulu</b>	581	161,557	278	581	167,292	288	172,523	297	175,521	302
<b>Mwala</b>	1,013	181,896	179	1,013	188,353	186	194,243	192	197,618	195
<b>Yatta</b>	1,062	172,583	162	1,062	178,710	168	184,298	174	187,500	177

Source: KNBS, 2019

The population density and distribution in the County is influenced mainly by the economic activities carried out in the specific sub-counties. According to the *KPHC, 2019* report, the County had an overall population density of 236 per Km sq. Machakos Sub-county has the highest population density at 609 followed by Kangundo, Kathiani, Athi River sub-counties. This is indicated in table 1.7 above. Machakos is an administrative and recreational centre and also has plenty of social amenities like hospitals, universities and colleges. Kangundo and Kathiani sub-counties have good agricultural land with fertile soils and favourable climate. Athi River Sub-county is an industrial corridor with plenty of industries, good infrastructure and proximity to Nairobi which offer conducive environment for investment, living and working. Masinga and Kalama sub-counties have the lowest population density at 106 and 113 respectively. Masinga Sub-county is expansive and sparsely populated. More efforts should be done to ensure adequate social and physical infrastructure to cater for the densely populated sub-

counties. Additionally, efforts should be done to decentralize services and development to sparsely populated sub-counties in order attract investments and settlement and minimize rural urban migration.

## 1.5.4 Population Projection by Broad Age Groups

**Table 1.8: Population Projections by Broad Age Groups**

Age Group	2019 (Census)			2022 (Projection)			2025 (Projection)			2027 (Projection)		
	M	F	T	M	F	T	M	F	T	M	F	T
Infant Population (<1 Year)	14,385	14,242	28,627	14,631	14,733	29,364	14,518	14,480	28,998	14,285	14,738	29,023
Under 5 Population	74,088	72,770	146,858	75,357	75,278	150,635	74,772	73,985	148,757	73,574	72,793	146,367
Pre-School (3-5 Years)	45,407	43,851	89,258	44,823	45,025	89,848	44,848	45,002	89,850	44,324	44,365	88,689
Primary School (6 –13Years)	128,630	126,076	254,706	116,822	118,050	234,872	117,646	119,497	237,143	117,805	119,727	237,532
Secondary School (13 –19 Years)	109,212	104,329	213,541	104,367	100,432	204,799	100,921	100,860	201,781	101,241	101,415	202,656
Youth (15 –29Years)	198,714	196,584	395,278	208,305	211,061	419,366	210,129	211,570	421,699	210,945	211,931	422,876
Women of Reproductive Age (15 –49Years)	-	372,316			411,966			425,474			432,071	
Economically Active Population (15 –64Years)	442,671	436,058	878,729	471,282	480,485	951,768	493,096	500,867	993,963	506,997	513,399	1,020,396
Aged (65+)	33,384	46,134	79,518	36,293	40,092	76,385	35,680	43,412	79,092	35,326	45,481	80,807

Source: KNBS 2019

### 1.10 Infant population (Under 1 year)

As indicated in table 1.8 above, this population was projected at 29,364 in 2022 (male 14,631; and female 14,733). The population is expected to decrease to 28,998 in 2025 and slightly rise to 29,023 in 2027. Measures should be expanded to provide adequate prenatal and postnatal maternity care. Immunization programs and the promotion of exclusive breast feeding for the first six months are examples of such initiatives. This will help to reduce child mortality in this age group.



### **Under 5 population**

This population was projected at 150,635 (male 75,357; female 75,278) in 2022. The population is expected to decrease to 148,757 and 146,367 in years 2025 and 2027 respectively.

### **Pre-primary School Age (3 – 5 years)**

This population was projected at 89,848 (male 44,823; female 45,025) in 2022. It is projected to decrease to 89,850 and 88,689 in the year 2025 and 2027 respectively. Measures should be put in place to provide adequate number of teachers, teaching and learning facilities for Early Childhood and Development Education (ECDE) centers.

### **Primary School Age (6 – 13 years)**

This population was projected at 234,872 (male 116,822; female 118, 050) in 2022 and is projected to slightly rise to 237,143 and 237,532 in the year 2025 and 2027 respectively. Such an increase will have implications on the already existing primary education facilities. As a result, there will be need to construct more primary schools or expand existing facilities. Since primary education is not a devolved function, the County will collaborate with the National Government to ensure that primary schools facilities are increased or expanded.

### **Secondary School Age (13 – 19 years)**

The population of this age group was projected at 204,799 (male 104,367; female 100,432) and is projected to decrease to 201,781 in 2025 and thereafter increase slightly to 202,656 in 2027. This secondary school population, which is in its adolescent and teenage years, faces a number of challenges, including but not limited to HIV/AIDS, drug and substance abuse, dropping out of schools and early pregnancies. The County Government will collaborate with the National Government, Non-Governmental Organizations (NGOs), Community Based Organizations (CBOs), and other institutions in coming up with initiatives aimed at mitigating these challenges. Bursaries, sensitization campaigns, and counseling services are among the initiatives.

**Youth Age Group (15 – 29 years):**

The population of this age group was projected at 419,366 (male 208,305; female 211,061) and is projected to increase to 421,699 and 422,876 in 2025 and 2027 respectively. The County has prioritized projects and programs geared towards vocational trainings, youth empowerment centers, and tertiary institutions in order to build and harness the potential of this age group. These projects and programs will provide youths with the skills and knowledge required for employment and job creation. The County Government has also implemented strategies to ensure that youth receive funds to establish income-generating activities. This will address substance abuse, crime and other vices.

**Reproductive Age Group (15 – 49 years):**

The population of this age group is projected at 411,966, 425,474 and 432,071 in 2022, 2025 and 2027 respectively. An increase in this age group requires the County to collaborate with other stakeholders to avail social and public amenities, in particular, the medical services. In this regard, the County should enhance programmes and schemes skewed towards general maternal care and family planning. Adequate health facilities and personnel should be provided to ensure safe motherhood as well as healthy reproductive life for mothers. The County Government should put in place means of ensuring that the services are affordable and easily reachable.

**Economically Active Population or Labour Force (15 – 64 years):**

The population of this age group was projected at 951,768 in 2022 (male 471,282; female 480,485) and is projected to increase to 993,963 and 1,020,396 in 2025 and 2027 respectively. Strategies should be put in place to ensure momentous increase in economic activities/initiatives to match the increasing labour force. An ample environment should be created for small and medium scale enterprises as they are expected to be the key drivers of job creation in the County. The County Government should also create favorable environment for establishment of industries aimed at value addition particularly for agricultural products through co-operatives. The County Government in collaboration with other stakeholders should ensure there is greater support towards agricultural initiatives such as putting necessary infrastructure for irrigation and prioritizing modern farming methods that will uplift incomes of farmers and absorb more workforce in the agricultural sector.

### Aged Population (65 and above):

The population of this age group was projected at 76,385 (male 36,293; female 40,092) in 2022, and is projected to increase to 79,092 and 80,807 in 2025 and 2027 respectively. This increase necessitates the expansion of programs that provide social safety nets, such as the Cash Transfer Program for the elderly and those aimed at improving health care.

## 1.5.5 Population of Persons with Disability

**Table 1.9: Population of Persons with Disability by Type, Age and Sex**

	Age 5+			5-14			15-24			25-34			35-54			55+		
	T	M	F	T	M	F	T	M	F	F	M	F	T	M	F	T	M	F
<b>Machakos</b>	1,274,926	636,538	638,358	316,743	160,533	156,203	278,313	140,493	137,815	231,140	114,593	116,541	289,910	148,410	141,493	158,820	72,509	86,306
<b>Cognition</b>	7,354	3,232	4,121	692	421	271	782	427	355	840	523	317	1,396	730	666	3,644	1,131	2,512
<b>Communication</b>	4,023	2,200	1,823	983	601	382	790	443	347	603	372	231	709	429	280	938	355	583
<b>Hearing</b>	4,987	2,088	2,899	528	269	259	423	218	205	380	200	180	626	312	314	3,030	1,089	1,941
<b>Mobility</b>	14,236	5,293	8,942	744	441	303	638	370	268	642	327	315	2,189	968	1,221	10,023	3,187	6,835
<b>Self-care</b>	5,034	2,326	2,707	764	460	304	552	301	251	450	278	172	758	452	306	2,510	835	1,674
<b>Visual</b>	11,121	4,487	6,634	878	526	352	927	409	518	708	304	404	1,944	726	1,218	6,664	2,522	4,142

Source: KNBS, 2019

Mobility disability is the most common with 14,236 cases followed visual (11,121), cognition (7,354), self-care (5,034), hearing (4,987) and communication (4,023). The PWDs are incorporated in planning process through their engagement in public participation forums and also in implementation process. Adverse socioeconomic outcomes, such as lower levels of education, poorer health outcomes, lower employment rates, and higher rates of poverty, are more likely to affect people with disabilities. Through malnutrition, insufficient access to healthcare and education, hazardous working conditions, a polluted environment, and a lack of access to clean water and sanitary facilities, poverty may increase the risk of disability. Through limited employment and educational opportunities, lower pay, and higher costs of living with a disability, disability may also increase the risk of poverty.

Therefore, it is necessary to remove obstacles to the full social and economic inclusion of people with disabilities. These obstacles should be removed by creating physically accessible environments and modes of transportation, increasing access to assistive technologies and devices, using alternate forms of communication, identifying and addressing service delivery gaps, and combating prejudice and social stigma.

### **1.5.6 Demographic Dividend Potential**

The demographic dividend is the accelerated economic growth that can occur as a result of a country's birth and death rates declining and the population's age structure changing. The demographic dividend has long been recognized as a crucial driver of economic growth and has served as justification for policies that use family planning and birth control to achieve a more balanced age structure. The increase in productivity of the working population that results from low birth rates and low death rates benefits the economy of the country that experiences them. The proportion of young dependents to the labor force decreases as fewer births are recorded.

An economy's resources are freed up and invested in other areas to speed up a country's economic development and the future prosperity of its population with fewer people to support and more people working. A nation must undergo a demographic transition in order to experience the demographic dividend. During this time, it must move from a predominately rural, agrarian economy with high fertility and mortality rates to an urban, industrial society with low fertility and mortality rates. Fertility rates decline during the early stages of this transition, which results in a labor force that is momentarily expanding faster than the population it is dependent upon. Given everything else being equal, per capita income increases more quickly during this time. The first dividend a nation that has undergone a demographic transition has received is this economic benefit.

Harnessing demographic potential requires at least five pillars or wheels: (i) Demographic Transition; (ii) Education; (iii) Health; (iv) Economic Reforms and Job Creation; and (v) Governance and Accountability. All five policy pillars are interconnected and should be implemented concurrently in order to propel the country/county toward the economic prosperity that demographic potential can bring. The data in table 1.10 below gives the status of demographic dividend potential in Machakos County.

Machakos County has an expansive type of population pyramid, characterized by a youthful population structure, the much larger percent of the population is comprised of younger age groups. Expansive

population pyramids typically depict high fertility rates, low life expectancy and high dependency ratios. Majority of the population in Machakos are young people age 0-14 years (32.6%) and 15-24 years (19.6%), the County’s total dependency ratio is at 61.8% with child dependency (52.8%) and old age dependency (9%).

**Table 1.10: Demographic Dividend Potential**

Category	2019	2023	2024	2025	2026	2027
<b>Population Size</b>	1,421,898	1,487,758	1,503,104	1,518,450	1,531,645	1,544,839
<b>Population 0-14 (%)</b>	33%	30%	30%	29%	29%	29%
<b>Population 15– 64 (%)</b>	62%	65%	65%	65%	65%	66%
<b>Population above 65 (%)</b>	5%	5%	5%	5%	5%	5%
<b>Dependency Ratio</b>	62%	54%	53%	53%	52%	51%
<b>Fertility Rate</b>	2.7	2.6	2.6	2.6	2.6	2.5

*Source: KNBS, 2022*

From table 1.10 above, the percentage of population below 15 years is expected to reduce from 33% in 2019 to 29% in 2027 while that of population aged above 65 years is expected to remain constant at 5%. The percentage of working age population (population aged 15-64) is expected to rise from 62% in 2019 to 66% in 2027. This leads to a decrease in dependency ratio as there is more working age population compared to dependent population. Dependency ratios highlight broad trends in social support needs and the potential effects of changes in population age structures on social and economic development. The dependent ratio is expected to reduce from 62% in 2019 to 51% in 2027. This creates a window of opportunity for economic growth if the right social and economic policies are developed and investments made.

Although the dependency ratio is reducing, it is still above 50% which implies that more people are being supported than they are able to support. If a large portion of a government's budget goes towards education, social security and health care, which are most frequently used by the youngest and oldest members of a population, then a high dependency ratio can seriously harm a county and ultimately the entire nation. Less people in working age means fewer people to support schools, retirement and disability benefits, and other aid to the youngest and oldest members of a population, who are frequently seen as the most vulnerable members of society.

High dependency ratios can result in population-wide, long-term changes in saving and investment rates, housing markets, and consumption patterns. Workers typically start to save more as they get closer to

retirement age, but as more people reach retirement age and fewer people are having children, long-term interest rates will eventually be affected. The demographic population's savings will decline while their long-term interest rates rise if this trend is allowed to continue. Additionally, there will be less money available for investment projects as saving rates decline and economic growth will be prevented by higher investment rates.

The labor force and housing markets are correlated, so when there is a high age-dependency ratio, housing market investments will decline because the labor force is aging due to a high dependency population. There is need to ensure access to basic services, such as education and health, as well as to ensure the economic security of children and older persons.

Adverse socio-economic outcomes, such as lower levels of education, poorer health outcomes, lower employment rates, and higher rates of poverty, are more likely to affect people with disabilities. Through malnutrition, insufficient access to healthcare and education, hazardous working conditions, a polluted environment, lack of access to clean water and sanitary facilities and poverty may increase the risk of disability. Through limited employment and educational opportunities, lower pay, and higher costs of living with a disability may also increase the risk of poverty.

Therefore, it is necessary to remove obstacles to the full social and economic inclusion of people with disabilities. These obstacles should be removed by creating physically accessible environments and modes of transportation, increasing access to assistive technologies and devices, using alternate forms of communication, identifying and addressing service delivery gaps, and combating racial prejudice and social stigma.

## **1.6 Human Development Index**

The HDI was created to emphasize that people and their capabilities, rather than economic growth alone, should be the ultimate criterion for assessing a country's development. The HDI can also be used to question national policy choices, such as how two countries with the same per capita GNP can have such disparities in human development outcomes. These contrasts can spark discussion about the government's policy priorities. The Human Development Index (HDI) is a summary measure of average achievement in key dimensions of human development, including living a long and healthy life, being

knowledgeable, and having a good standard of living. The HDI is the geometric mean of the normalized indices for each dimension.

The health dimension is measured by life expectancy at birth, while the education dimension is measured by the average number of years of schooling for adults aged 25 and above, as well as the expected number of years of schooling for school entering children. Gross National Income per capita is used to calculate the standard of living. The HDI employs the logarithm of income to reflect the decreasing importance of income as GNI rises. The three HDI dimension indices' scores are then aggregated into a composite index using geometric mean.

For Kenya, the National HDI improved from 0.520 recorded in 2012 to 0.536 in 2015. This was primarily driven by improved education and also improvements in some areas of health, and incomes. Some of the overall County HDI improvement reflects a higher standard of living resulting from the country's GDP growth rate, which rose from 5.3 per cent in 2013 and 5.6 per cent in 2015.

In 2012, the HDI estimate for Machakos County was 0.54, which was higher than the national average of 0.520. This indicates that there is a relatively higher achievement relative to the maximum achievable on the aggregate of the HDI factors.

## **1.7 County Poverty Profile**

Poverty is a complex and multifaceted phenomenon. Until the 1980s, the monetary poverty approach was largely the only way to measure and report on poverty. This money metric way of measuring poverty has been found to be less inclusive in terms of identifying the poor and not easily interpreted within policy-making circles. For example, when poor people are asked in participatory studies what makes them feel poor, they indicate a wide range of deprivations: not having enough to eat, having inadequate housing material, being sick, having limited or no formal education, having no work and living in unsafe neighborhoods. Multidimensional poverty measures, attempt to reflect this complex experience of poverty that considers multiple dimensions of well-being beyond just monetary poverty.

The multidimensional approach to measuring Poverty was given more impetus by the 2030 sustainable development goals-where Goal 1 is zero poverty with target 1.2.2 requiring all countries to measure and report poverty using all approaches and support all forms for the various age groups. Following the recommendations of the Atkinson's Commission on global poverty, the World Bank added its own

multidimensional poverty measure (MPM) in 2018 to complement its commonly reported poverty measures that focus more narrowly on monetary poverty. More recently, the Poverty and Shared Prosperity 2020 report shows that over a third of those experiencing multidimensional poverty are not captured by the monetary headcount ratio in line with the findings of the previous edition of the report. The Poverty and Shared Prosperity 2022 report (World Bank, 2022) shows that almost 4 out of 10 multidimensionally poor individuals, 39 percent, are not captured by monetary poverty as they are deprived in nonmonetary dimensions alone. The Multidimensional Poverty Measures, therefore, seeks to understand poverty beyond monetary deprivations.

As with monetary poverty, Sub-Saharan Africa experiences the highest levels of deprivation in multidimensional poverty, with more than half of the population multidimensionally poor. Although multidimensional poverty is endemic in Sub-Saharan Africa, other regions of the world also show non-monetary deprivations that are considerably higher than monetary poverty. In Latin America and the Caribbean, for example, the share of the population living in multidimensionally poor households is almost double that of the monetary poor.

In Kenya, the KNBS published the first ever report that analyses and compares poverty using both approaches (KNBS Comprehensive Poverty Report 2020). Using data from the Kenya Integrated Household Budget survey of 2016, the report findings confirmed that using a monetary measure alone does not capture high incidence of multidimensional poverty and that it is possible to be multidimensionally poor without being monetarily poor. The analysis also supports other Country experiences such as Rwanda and concludes that relying only on monetary measures in low-income Sub-Saharan Africa can send inaccurate signals to policymakers regarding the optimal design of social policies as well as monitoring their effectiveness.

The monetary poverty rate for Machakos is 23.1% which is 12-percentage point lower than the national rate of 35.7% with approximately 328,299 people in Machakos being monetarily poor. Machakos has a multidimensional poverty rate of 39.4%, which is 16-percentage point higher than the monetary poverty rate of 23.1% with a total of 560,298 people being multidimensionally poor. When disaggregated by age groups, 36.4% of children in Machakos are multidimensionally poor. This is 12-percentage points lower than the national average of 52.5%. Among the youths, 32% are multidimensionally poor compared to a



national average of 48.1% while for the elderly population, 61% are multidimensionally poor compared to a national average of 55.7%.

Among children aged 0-17, the core drivers of multidimensional poverty are housing (54.1%), water (39.6%), nutrition (37.8%) and information (29.2%). For youths aged 18-34, the core drivers of multidimensional poverty are education (47.8%), water (39.3%), economic activity (36.7%) and housing (34.2%). Among adults aged 35-59, the core drivers of multidimensional poverty are economic activity (74.4%), education (61.4%), housing (47.2%) and water (35%). Among the elderly aged 60+, the core drivers of multidimensional poverty are housing (51.4%), nutrition (42.6%), education (42%) and water (27.8%).

## CHAPTER TWO: PERFORMANCE REVIEW OF THE PREVIOUS CIDP PERIOD

### 2.0 Overview

This Chapter provides a review on implementation of the previous CIDP 2018-2022. It presents an analysis of county performance in terms of revenues, expenditures and key outcomes as well as the major challenges faced in the implementation of the Plan.

### 2.1 Analysis of the County Revenue Sources

This section provides annual projected revenues versus actual receipts within the period under review as tabulated as in Table 2.1.

Revenue performance during the period under review was below the projected targets. This is illustrated in the table below. This was attributed to none performance of all sources of revenue i.e.

- Equitable share,
- Conditional grants and
- Own source of revenue.

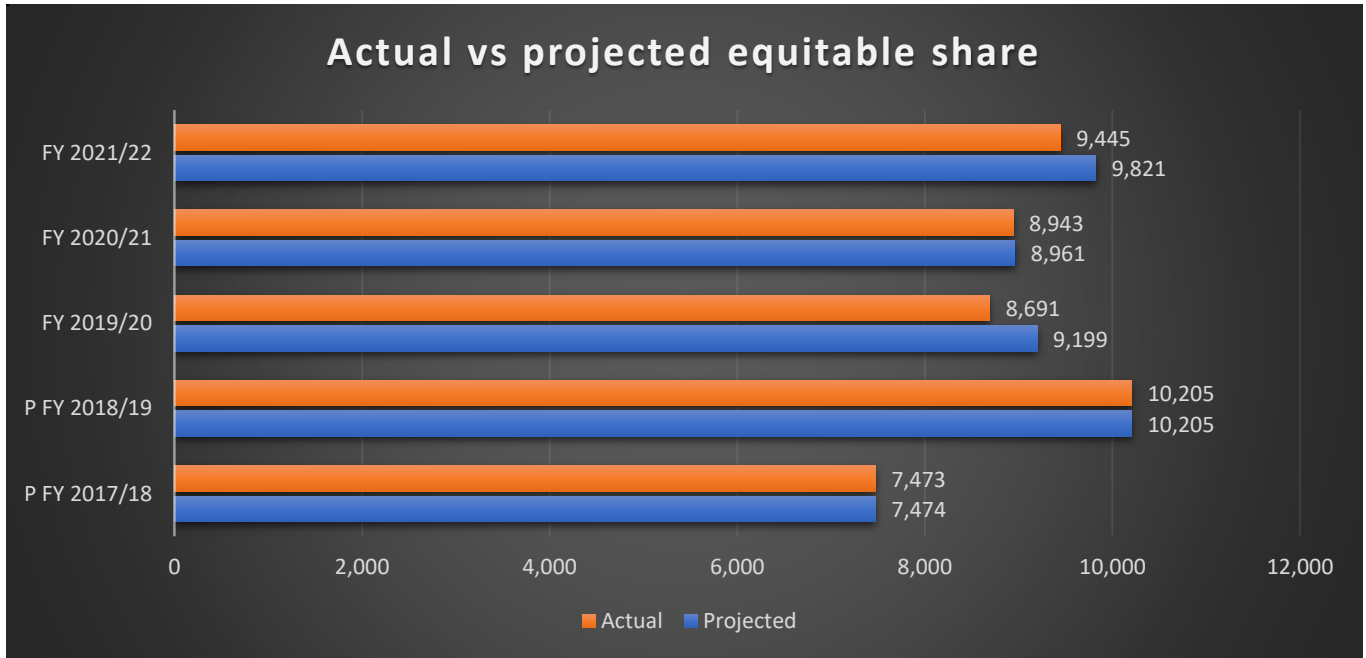
**Table 2.1: Analysis of County Revenue Sources**

Revenue Sources	Revenue Projections in Millions (Kshs)					Actual Revenues in Millions (Kshs)				
	FY 2017/18	FY 2018/19	FY 2019/20	FY 2020/21	FY 2021/22	FY 2017/18	FY 2018/19	FY 2019/20	FY 2020/21	FY 2021/22
<b>Equitable Share</b>	7,474	10,205	9,199	8,961	9,821	7,473	10,205	8,691	8,943	9,445
<b>Conditional Grants (GoK)</b>	762	1,669	1,425	983	154	792	835	1,133	710	-
<b>Conditional Grants (Development Partners)</b>	366	1,371	1,545	2,243	1,431	80	1,172	1,061	931	136
<b>Own Source Revenue</b>	1,571	1,720	1,161	1,299	1,683	1,084	1,557	1,376	1,296	1,118
<b>Total County Allocation</b>	10,173	14,965	13,330	13,486	13,089	9,429	13,769	12,261	11,880	10,699

### 2.1.1 Equitable Share Revenue Variance

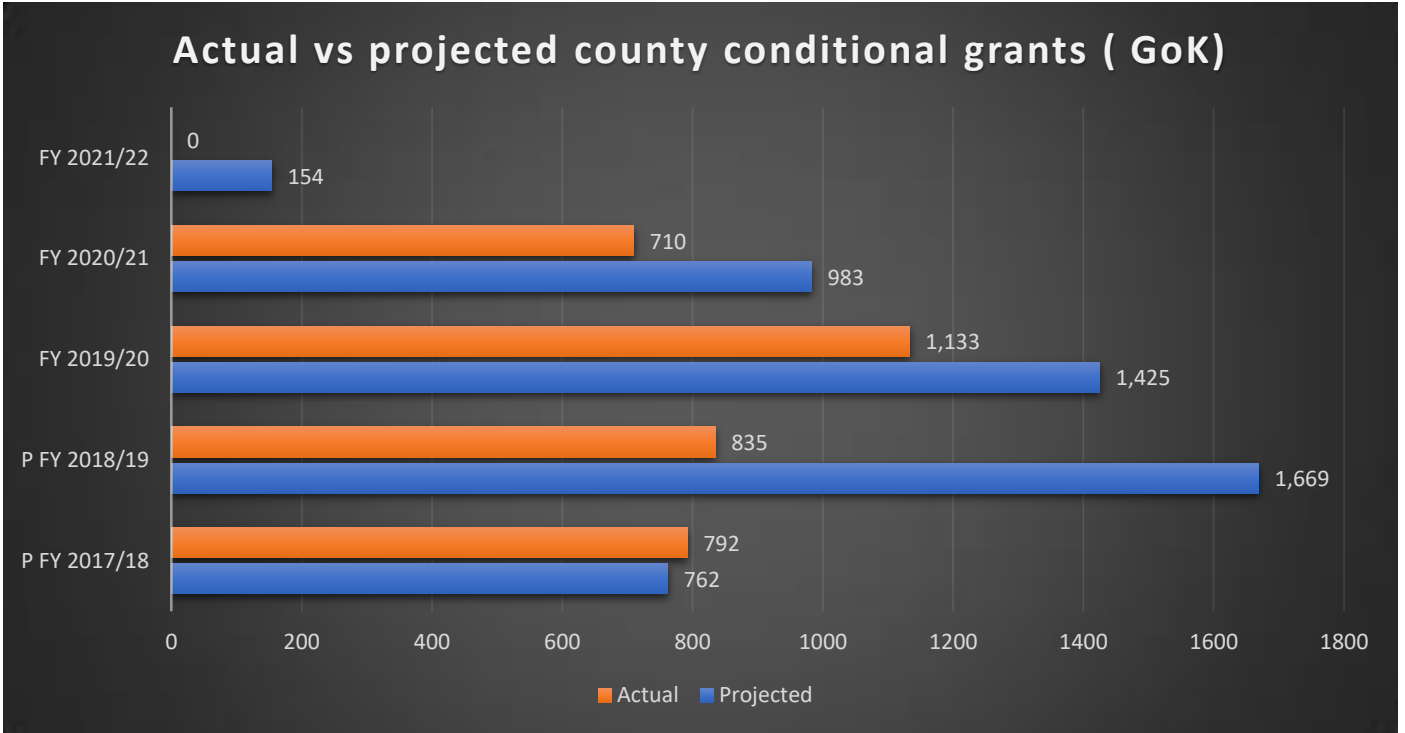
The non-performance of equitable share in the FY 2021/2022, 2020/2021 and 2019/2020 was as a result of late disbursements. There were no variances in financial years 2017/2018 and 2018/2019. This implies that funds were disbursed on time as budgeted. This is illustrated in figure 2.1 below.

**Figure 2.1: Performance of Equitable Share**



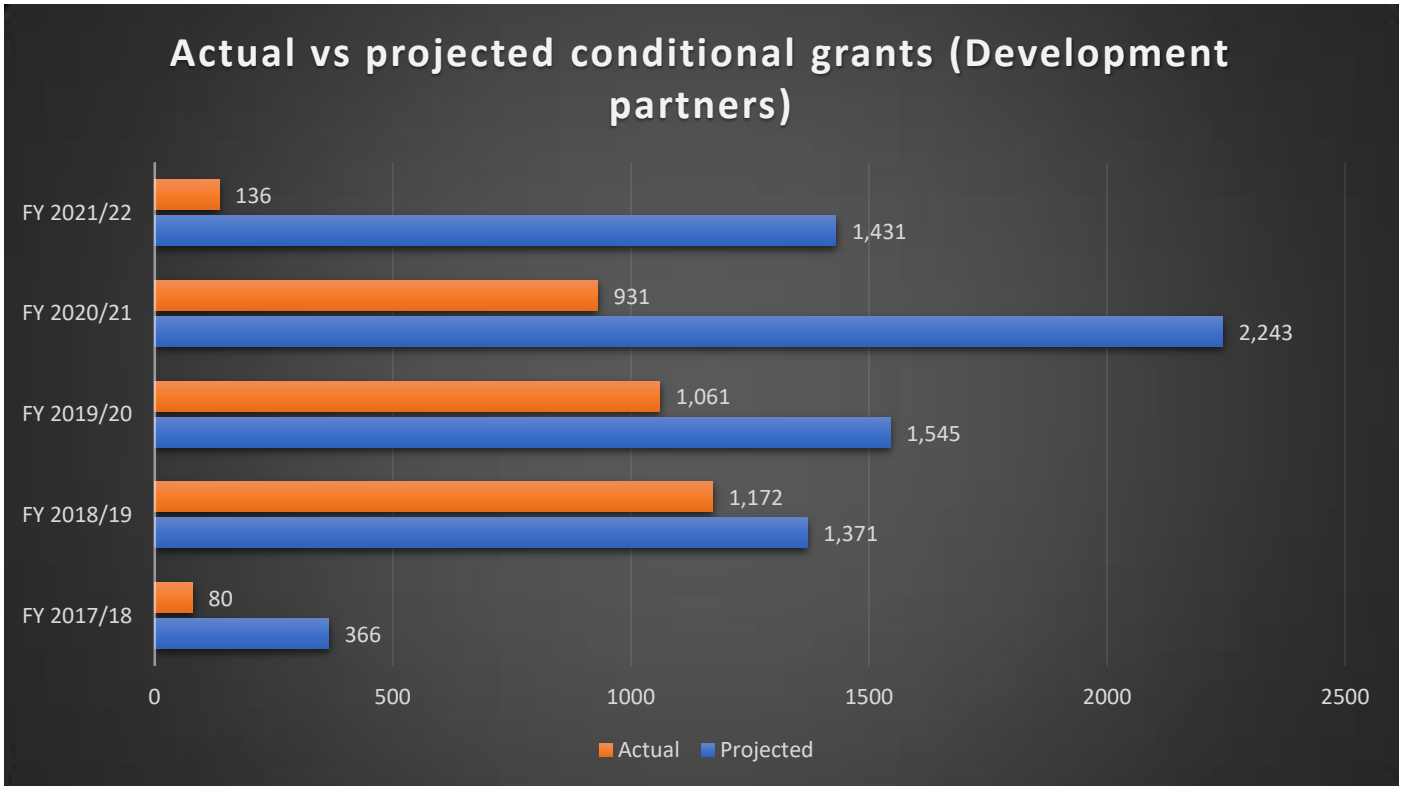
### 2.1.2 Conditional Grants

As illustrated in figures 2.2 and 2.3 all the variances for conditional for GoK and development partners are negative. This can be attributed late disbursements of conditional grants.



**Figure 2.2: Conditional Grants (GoK) Revenue Variance**

**Figure 2.3: Conditional Grants (Development partners)**



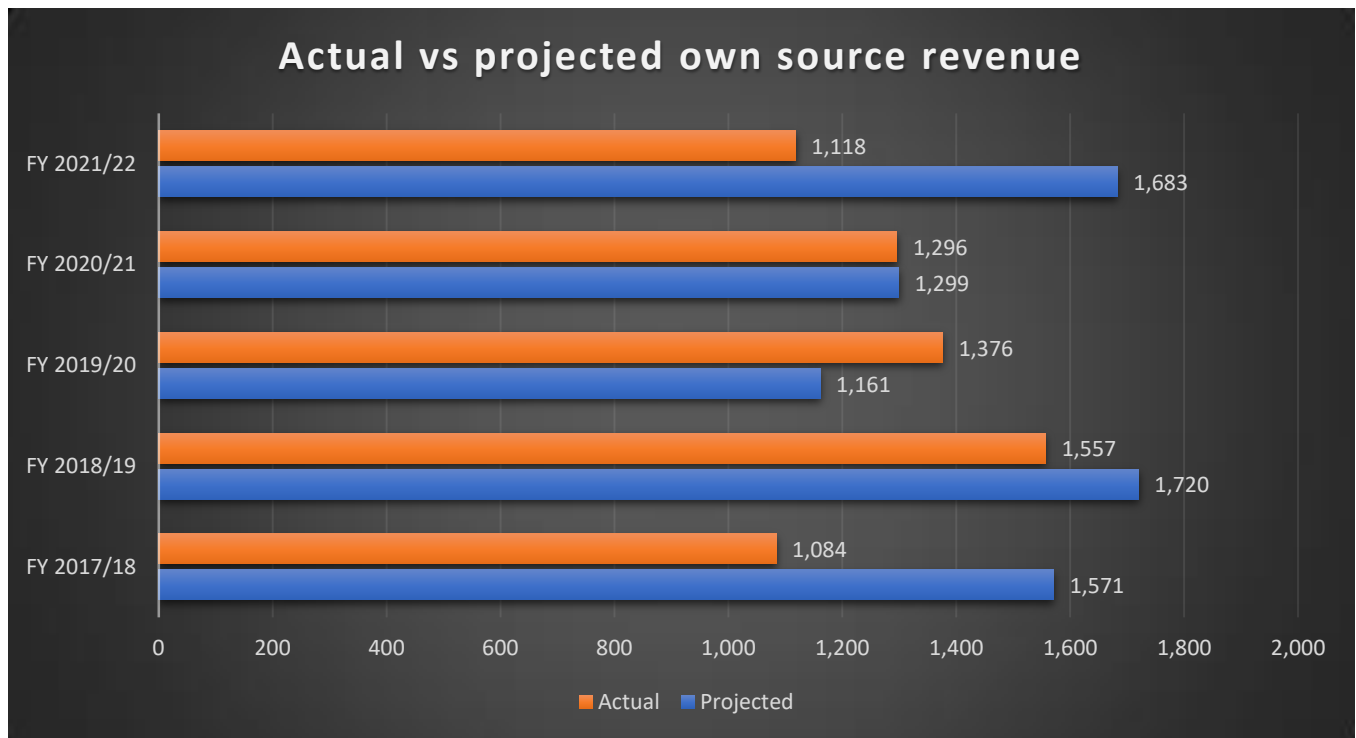
### 2.1.3 Own Source Revenue (OSR) Variance

During the period under review, four financial years own source revenue registered a negative variance.

This is illustrated in figure 2.4 below. This was a result of:

- Inadequate staffing
- Inadequate sensitization of key stakeholders on the different rates and charges
- Partial enforcements
- Partial automation of revenues
- Impacts of COVID-19

**Figure 2.4: Own Source Revenue**



### 2.2 County Budget Expenditure Analysis

This section provides an analysis of total budget allocation and total actual expenditure by sector. The total expenditure (both development and recurrent) during the period under review amounted to 53,205.6 billion against a target of 64,951.7 billion representing an under spending of 11,746.1 billion or 18 percent deviation from the set targets. This shortfall was attributed to lower absorption in both recurrent and development expenditures by all the sectors.

As indicated in table 2.2 below, the health sector and public administration sectors have the highest absorption rate of 93 and 91 percent respectively. This is as a result of high allocation of budget for compensation of employees which accounts for 70 percent of the budget allocation in these two sectors.

The overall under spending of Ksh. 11,746.1 billion was mainly occasioned by late disbursement of equitable share, conditional grants and under performance of Own source revenue.

**Table 2.2: County Expenditure Analysis**

<b>Sector</b>	<b>Total Budget Allocation (Kshs.)</b>	<b>Total Actual Expenditure</b>	<b>Variance</b>	<b>Absorption Rate (%)</b>
<b>Agriculture and Co-operative Development</b>	3,011,841,885	1,780,316,070	(1,231,525,815)	<b>59</b>
<b>Commercial, Tourism and Labour Affairs</b>	1,344,413,164	799,497,799	(544,915,365)	<b>59</b>
<b>Education, Youth, Sports and Social Welfare</b>	2,293,206,383	1,627,412,348	(665,794,035)	<b>71</b>
<b>Energy, Infrastructure and ICT</b>	7,777,189,975	4,930,342,165	(2,846,847,810)	<b>63</b>
<b>Health</b>	21,634,274,847	20,057,539,891	(1,576,734,956)	<b>93</b>
<b>Land, Environment and Natural Resources</b>	5,129,396,534	2,993,484,851	(2,135,911,683)	<b>58</b>
<b>Public Administration</b>	21,241,233,809	19,404,494,931	(1,836,738,879)	<b>91</b>
<b>Water and Irrigation</b>	2,520,124,217	1,612,475,447	(907,648,770)	<b>64</b>
<b>Total</b>	<b>64,951,680,815</b>	<b>53,205,563,502</b>	<b>(11,746,117,313)</b>	<b>82</b>

## 2.3 Sector Performance Review

### 2.3.1 Agriculture and Co-operative Development Sector



*Photo: Fish Harvesting in ATC Machkos*

Agriculture is the second most important sector in the economy, contributing to approximately 20% of the Gross County Product, and employing 75% of the County Population after manufacturing sector. Over 80% of the County population live in the rural areas and derive their livelihoods, directly or indirectly from agriculture.

The sector has done a lot to improve on agriculture productivity, food security and farm incomes. There has been improved farm productivity, market access, and market information through partnerships with stakeholders who have set aside funds to support farmers. Incentives like free certified seeds, tractor services, and subsidized fertilizers have seen farmers register high yields and increased farm income after the implementation of the programs. The sector has provided leadership and participatory

involvement in co-operative societies that fosters economies of scope and scale, increase bargaining power of their members thereby providing them with higher incomes and social protection.


Through extension services, there's enhanced capacity in dissemination and adoption of modern and appropriate technologies and enhanced resilience to climate change risks.

There is also improved animal health and improved breeding as a result of farmers getting support through free pasture and fodder seeds, free vaccination of animals, free distribution of indigenous chicks and by giving affordable AI services

In heightening aquaculture development and productivity, the sector has had continued planned individual farm visits and has been able to restock ponds and dams to increase the fish population. Additionally, the concept of aquaculture field schools on small holder aquaculture groups in training and marketing has enhanced nutrition initiatives within the County.

Given its importance, growth in the sector is therefore expected to have a greater impact on a larger section of the population than any other sector.

### **2.3.2 Commercial, Tourism and Labour Affairs Sector**



*Photo: Machakos people's park*



The County Government remains dedicated to creating and sustaining a more conducive business environment through enhancing security to attract investors and promoting trade leading to job creation. Towards this end under the period of review, the trade sub-sector constructed and renovated 45 and 60 boda boda sheds respectively, constructed 12 market sheds, 5 bus stops, 2 livestock fences, 1 market shed perimeter wall and Jua kali shed. In addition, 1,527 SMEs were sensitized and trained and 2 investors/business conferences held. Further, to enhance fair trade practices and consumer protection, the sector verified and stamped 11,213 weighing and measuring equipment against a target of 15,000.

Tourism sub-sector plays a key role in spurring economic development in the County. With this realization, concerted efforts have been geared towards promoting of the County as a preferred tourism destination, development of the film industry and nurturing of talents. This has been done through launch of Machakos Tourist circuit, mapping of 25 tourist attraction sites and 129 hospitality establishments and construction of 1 curio shop. To promote sports tourism, the sub-sector organized and attended Masaku TT, RX Motocross and Magical Kenya golf tournament and undertook 4 meetings incentives conferences exhibition events within the Plan period.

The Culture sub-sector improved heritage, cultural knowledge, appreciation and conservation by organizing Machakos Talantafest, Machakos Artfest, Machakosfest, Tour de Machakos and Machakosfest Gala Awards Ceremony. They also participated in KICOSCA as well as in Kenya music and cultural festival. They successfully registered cultural practitioners and trained groups for public entertainment during public celebrations.

### 2.3.3 Education, Youth, Sports, Gender and Social Welfare Sector



*Photo: Distribution of blankets to the needy and vulnerable elderly persons, Kiima Kimwe Ward*

In the Plan period, the Education sub-sector targeted gross enrollment of ECDE and VTC to increase from 60 and 40 percent to 95 and 80 percent respectfully. At the end of the period, the subsector achieved enrollment rate of 87 percent and 70 percent for ECDE and VTC respectfully. This achievement is attributed to the construction of over 100 Early Childhood Development Education (ECDE) centers, recruitment of 1,181 ECDE trained teachers; refurbishing, renovating and equipping all the 40 vocational training centers, constructing 10 ablution blocks, 6 workshops and 1 dormitory. The VTC centers also managed to offer free skills training like plumbing, masonry, dress making, mechanical engineering among many other courses to the youth who eventually earned a good living and uplifted themselves and their family.

To cushion the vulnerable in the society, over the Plan period, apart from infrastructure development in ECDE and VTC centers, the Department through the County Government managed to fund the education of needy learners in secondary schools, tertiary institutions and universities through bursaries. Over 659 secondary schools and 152 colleges have since benefitted from bursaries that were directly channeled to the respective learning institutions to ensure accountability. So far, over 42,500 students have benefited from the said funds which is calculated to approximately 387 million since 2018. This is a significant amount that has kept many of the students in school to date.

Gender and Social Welfare Department continues to develop and implement socio-economic programmes to mitigate the unique challenges of needs not met for vulnerable groups i.e. women, orphans/vulnerable children, elderly, GBV victims and persons with disabilities in Machakos County. In the sub-counties, training sessions are held for self-help groups on socio-economic empowerment and civic education to enlighten women on human rights issues and to help safeguard their lives, marriages and general well-being as valued members of the society. In order for women and PWDs to participate in societal affairs courageously, successfully and with dignity, seminars and training sessions have been and will be undertaken by the department to identify their strengths and opportunities as well as assess their threats and weaknesses to determine the appropriate interventions for social empowerment.

Since inception of devolution, the department held 261 training sessions for community groups (women, self-help, PWDs, widows and widowers' groups) and 2 main gender and 8 disability mainstreaming sessions to CECMs and COs, the department also managed to support 3,779 needy and vulnerable elderly persons, 5,137 Persons with disabilities assessed/registered/received assistive devices/received foodstuffs. In addition to the above, 30 orphans and vulnerable children's homes have been supported and 7,284 community needy and vulnerable children supported with sanitary pads (including teenage mothers), 11 street children rehabilitated from drugs and substance abuse, established a Youth Drop-in-Centre, HIV testing and counselling done to 350 youths, and held health talks for 2,272 youths. A GBV Rescue Centre was constructed, held 350 GBV sensitization and awareness creation sessions for the public, developed 9,350 SGBV referral pathway posters and formed 35 GBV Technical Working Groups.

The Youth and Sports sub-sector aims to enhance provision of favorable environment and recreational facilities for sports persons and empowerment opportunities for youth. From the inception of devolution, there has been great change in provision of sports facilities, youth empowerment and sports activities in the County. The sub-sector plays an important role in empowering of youth in entrepreneurship, sports and art, that is useful in realizing the sector's agenda. A number of projects that have been implemented include Kenyatta Stadium, Ikombe and Kinyui stadia which have gone a long way on empowering youth. Additionally, youth conference, online engagement, Machakos youth and sports week, sports kits distribution, stadia construction and hosting games and events at Kenyatta stadium has empowered many economically. The sub-sector was able to do capacity building and sensitization on different issues among them, anti-doping campaigns, drugs and substance abuse, entrepreneurship and many more.

### 2.3.4 Energy, Infrastructure and ICT Sector

The Energy sub-sector was able to light up 538 market centers across the County, 109 kilometers of street lighting was installed improving the security situation in the County. The ICT sub-sector



**Photo: Machakos circuit road**

improved the proportion of LAN connectivity from 70% to 95% at the end of the Plan period. This achievement is attributed to LAN connection to all the 23 departments within the County. Secondly, in 2018 CCTV connectivity surveillance was at 80% and at the end of the planning period, the rate stood at 85%. This achievement contributed to increased security, deter occurrence of crime and 50 cases/incidents were resolved. Infrastructure at the end of the planning period stood at 50.5 kms of road tarmacked against a target of 90 kms representing 56.1% performance, 1,652 kms graded against a target of 1,200 representing 161%.

### 2.3.5 Health Sector

This Sector plays a vital role in maintaining a healthy population that is useful in helping the County realize her agenda. Some of the key developments that have been implemented to improve access to and provision of quality healthcare services within the county include construction of community hospitals, face lifting of primary health care facilities, strengthening of the referral system through ambulance services and massive recruitment of health workers across the County.

Additionally, the Universal Health Care has helped lessen the burden of health care expenses from the residents and as a result the County recorded a great increase in accessibility of health care with over 85% of the household registered to the UHC program. The sector was able to lessen the spread of Covid-19 by constructing isolation wards, establishment of critical care unit for Covid-19 patients and setting aside a mass testing and isolation center.



*Machakos County Covid – 19 mass screening and isolation center, Kenyatta stadium*

### **2.3.6 Lands, Environment and Natural Resources Sector**

For the last five years, this sector aimed to promote just and inclusive human settlements in which economic development, environmental enhancement, and social justice jointly contribute to sustainability, resilience, and quality of life at all scales from local to global.

The achievements for the five years were realized as a result of: development of 18 Integrated Strategic Urban Development Plans (ISUDPs); acquisition of 198.24 acres of public land in urban areas; issuance of 9,242 title deeds; installation of GIS data centre to manage all land based information; rehabilitation of degraded rivers through construction of 3 weirs in 10 villages; preparation of draft policies for land use and survey; issuance of 103 title deeds to schools and churches on public land all over Machakos County; preparation of Spatial Plans for Mavoko, Konza Kenol Corridor, Nairobi Malili Corridor, Konza Buffer Area and Athi Smart City, construction of paved standards and NMT at Makutano (Kyumbi); construction of Mavoko Lot 3 projects i.e. construction of NMT along old Mombasa road in Mlolongo; construction of Machakos Lot 2 projects i.e. access roads at County lands offices and completion of Machakos fire station works; construction of Machakos Lot 1 projects i.e NMT facilities at Machakos Law Courts, solar street lights and fire station solar pv system, construction of Kathemboni road to bitumen standards; construction of Kangundo Lot 3 projects i.e. drainage facilities and extension of concrete blocks paved walkways between airport and Kangundo Level IV Hospital; construction of Kangundo Lot 2 projects i.e. municipality street lighting, construction of Kangundo concrete blocks walkways and drainage; construction of Tala Lot 1 Projects i.e. Mulei link road, Eastmatt road;

Construction of Tala lot 2 projects i.e. Tala-Katine road to bitumen standards and rehabilitation works on Ngondu road and Tala retail market access roads; construction of Tala Lot 3 projects i.e. construction of Nguluni centre roads parking bays and non-motorized transport in Kangundo-Tala Municipality; construction of Kangundo Lot 1 projects i.e., alignment of Post Bank Links to bitumen standards and concrete blocks paved standards.

## Non-motorized transport, Kyumbi



### **2.3.7 Public Administration Sector**

The overall function of the Office of the Governor is to offer leadership and oversight in the management of the County affairs through coordination of policy formulation, implementation and tracking of results for effective service delivery and equitable development. This is implemented through the following offices which are under the office of the Governor.

The Office of the Governor was able to establish a coordinating center in the construction and completion of the Office of the Governor. The office now houses a significant number of personnel.

Through its coordinating function, the Machakos International Conference Centre was completed. The MICC has attracted a number of conferences including the conferences held by the County Government itself. Through the efforts of the Office of the Governor, the County was able to effectively respond to the Covid-19 crisis. The County Government constructed and quickly equipped testing and isolation



#### **White house, Office of the Machakos Governor**

centres capable of housing large numbers of individuals. The Office coordinated all the key stakeholders in the County to respond to the crisis, conducting sensitization forums and ensuring availability of vaccination services.

The Office of the Governor has also been at the forefront coordinating drought mitigation measures in the County. The relief food received has been distributed to the vulnerable members of society while



providing farm inputs to the farmers in preparation for the planting season. As part of its management and coordinating function the Office of the Governor held over 30 County Executive Committee meetings. As a result of this, the executive issued several circulars during this period, aimed at enhancing and streamlining service delivery. This touched on administration, reorganization of government, establishment of departments and advisory policy development.

The Office of the County Secretary is also the Head of Public Service. The Office coordinated the preparation and approval key policies such as the County Development Planning and Implementation Policy, the Machakos County Monitoring and Evaluation Policy and The Machakos County Feedback and Complaints Handling Mechanism. The Office of the County Secretary, being the cabinet secretariat facilitated more than 50 County Executive committee meetings, providing all the necessary logistics and documentation. All the decisions of the County Executive Committee were communicated effectively on time and the follow up on these decisions was made with the aim of ensuring that there was full implementation of the same. In addition, the Office houses the County's main registry where all the correspondence within and without is stored. The Office was able to record, index, store and effectively retrieve documents when needed. Further, various interdepartmental transfers in the County were handled by the Office effectively to fill the departmental gaps occasioned by retirements, resignations, promotions and deaths. The Car Loan and Mortgage scheme was administered by the Office and members of staff benefitted from the facility. The County Secretary successfully chaired several committees: the County Complaints Handling Committee, the County Disciplinary Committee and the County Corruption Prevention Committee. These are essential in managing and enforcing the principles of good governance for effective service delivery.

In the Plan period 2018-2022, the department faced quite a number of challenges. These challenges may be attributed to both internal and external factors. Some of the externally influenced challenges during this planning period included placement of budgetary ceilings, delay in release of funds by the national treasury, lack of clarity and guidance in ensuring existence of compatible Human Resource Management Policies and guidelines, delay in processing of payroll numbers by DPSM due to lack of work overload etc. Besides the above uncontrollable factors there are many challenges that were occasioned by internal factors. Absence of customized Human Resource Management Policies impeded performance during this plan period. Absence of proper induction training, sensitization and skill – refresher programmes affected the training and development function. Failure to budget and inadequate affected training

during this period, the department experienced major skill gaps owing to the fact that the department lacked succession management and staff retention plans.

At the beginning of 2018/19 the department had planned to train 63 officers on policy formulation and sensitize 371 officers on monitoring and evaluation. However, this target was reviewed after it was agreed that budgets for training be allocated to each individual department. The newly set targets for the department were to train 59 officers but the targets were not met due to insufficient budget for training. Only 12 officers were trained during that period. The implementation of staff medical benefits was fully achieved but there was no budget to cater for WIBA and gratuity for contracted staff. Moreover, there was delay in quarterly performance evaluation, and this led to achievement of only 34 percent.

In 2019/20, the department targeted to train a total of 2,000 employees from various departments. By the end of the year, 1858 employees were trained internally resulting to 92.9% achievement. Performance evaluation for 7,000 employees was done making a 100% achievement. In the same year, a total of 1,723 employees were moved to IPPD system making a 95% achievement from the targeted 1826 employees. Staff medical benefits schemes were fully operational. In the year 2020, COVID-19 pandemic broke out. The Ministry of Health recommended working remotely. This was quite a challenge especially in regard to ensuring minimum physical contact among employees. There was delayed decision making and lengthy absence of employees. This affected service delivery not only in the department of Public Service but also in other government entities. There was also minimum discipline control and this affected overall performance of the county government. In January 2020 a Quality Assurance Unit was established and the first target was to develop the Quality Assurance Policy. 75% achievement was made by the end of the year. In the year 2020/21, there was plan to review 20 schemes of service and this was fully achieved. Other targets were not achieved due to COVID-19 pandemic. At the end of the year 2021/22 department achieved 100% in performance management, labour relations and payroll support. However, training was not achieved due to lack of budget and funds.

During the years' 2018-2022, the department faced quite a number of challenges. These challenges include late disbursement of funds from the exchequer which led to cash flow challenges and delays in project implementation and payments. There was also the challenge of IFMIS downtimes delaying payment processing and operations. Others include high rates of inflation, which have greatly influenced

the ever-rising cost of living. This has led to increased cost of programmes/projects against the planned cost hence causing delay in implementation.

The department's achievements were complete automation of payment processing. The department also managed timely preparation and submission of financial statements which show a true and fair view of the County. It facilitated capacity building for staff throughout the years for career progression and there was improved service delivery.

In 2018, the audit committee was established and an audit committee charter developed in 2019. The audit committee has enabled the County Executive to reduce the number of audit queries raised in the annual external audit reports by advising management on establishment of a strong internal control system and risk management. This has subsequently led to a qualified audit opinion which is the second best.

During the period under review, the unit enhanced imprest management systems as envisioned in PFM Act 2012 and PFM regulations 2015 which led to a reduction of the number and value of surrendered imprests at the end of the respective Financial Years.

The audit unit fully participated in budget making process and ensured that the timelines were adhered to and public participation conducted in compliance with the Constitution of Kenya, 2010 the PFM Act, 2012 and PFM regulations, 2015 and other relevant regulations and policies.

The Supply Chain Management unit was able to attain full compliance of statutory reporting requirement as per the law, full Implementation of the E-Procurement, a developed draft procurement manual document, an established procuring unit with a clear organogram, training of staff in different areas of procurement and improved adherence to procurement processes, legal framework guidelines and policies.

Revenue automation in the county government has helped to improve the efficiency and accuracy of revenue collection, which led to an increase in revenue for the county. It has also helped to reduce costs associated with manual revenue collection, such as the cost of staff time spent on manual data entry. Additionally, revenue automation has helped to improve transparency and accountability in the revenue collection process resulting in building of trust with the stakeholders. Full automation will therefore help to improve the financial stability and operations of the county government. The department held

successful public participation exercises on the Finance Acts through the years under review which ensured the citizens have a sense of ownership in the implementation of revenue policies. During the period under review (2018-2022), the Revenue Management Department was mandated in mobilization and collection of own source revenue. Despite the effects of COVID-19 on revenue collection, the department managed to increase its revenue streams as a result of launching of a new revenue system CIFOMS which was fully integrated with MPESA paybill 1616160.

This launch was a big milestone towards full automation of all revenue collection. During the same period, pursuant to requirement of the Constitution of Kenya (2010), the County Government Act (2012) Section 105 and the Public Finance Management Act (2012) Section 125 (2) which requires the County Treasury to seek and take into account, the views of stakeholders and the public while preparing the Finance Bill before submission to the County Assembly for approval, the department successfully conducted public participation for all Finance Bills in all 40 wards within the county. This exercise brought to light, possible new revenue streams within sub counties.

The department of Economic Planning conducted a socio-Economic survey to establish the impact of devolution since 2013. The report noted a significant increase in business working hours. The department coordinated the preparation of The Machakos County Integrated Development Plan II, Machakos County Annual Development Plans (5), tracked the programme implementation progress and prepared County Progress Report. The department in partnership with AHADI, trained over 400 officers (Village, Wards & Sub County Administrators, County Planning Champions, Chief Officers, CECs and MCAs) in Monitoring and Evaluation. In addition, externally resource mobilized to fill development gaps.

The County Public Service Board had many employee cases coming from Labour Union in the first CIDP largely because of wrong Human Resource practices at the department level. With proper training of Public officers this has significantly reduced. In collaboration with the department of Public Service and Quality Management, a Code of Conduct document was prepared and published to serve each and every public officer in the County. This has also enhanced staff discipline among staff. The Board performed its functions as stated by the County Government Act of 2012 section 59; staff were appointed, re-designated and promoted accordingly. Lastly the Board advised the government on Human Resource management and development.

For the County Administration and Decentralized Units, there was effective liaison with national government administrative officers (NGAO), the police and public health officers (PHO) to conduct multiagency: enforcement of COVID–19 protocols and cholera prevention directives. Our enforcement officers collaborated with the police in traffic management.

They also maintained law and order to create a favorable environment for doing businesses; and enforced revenue collection to aid budget financing. The inspectorate further participated in parade march pasts to commemorate national public holidays; and mounted guards of honour and quarter guard parades during the reception of Governors (including during the inauguration of the current governor) and their visiting counterparts. Civic engagement and public participation sessions were conducted to appraise the county government programmes, and collect citizens' priority development agendas to facilitate planning and policy development.

Additionally, the sub-sector coordinated the following: distribution of food crop seeds, and ploughing agricultural land during every planting season to enhance food security; supplying tree seedlings to address climate change; and bursaries to support 100% transition from primary to secondary schooling and enhance tertiary education. More coordination was conducted to facilitate disaster response. This includes distribution of food and non-food items (NFIs) items as part of the drought relief mitigation program; and supply of food and NFIs relief following fire tragedies in Mlolongo. To support the social welfare program, the department coordinated distribution of beddings to elderly residents. In order to address personnel disciplinary, training, capacity building, motivation and career progression matters, a departmental human resource advisory committee (DHRAC) was established.

For the Office of the County Attorney, civil litigation of matters filed by and against the County Executive, departments and agencies was largely handled by external Advocates, however, the department has gradually taken over and 40% of civil litigation is being handled by inhouse Advocates. The department had planned for recruitment of five additional legal officers and managed to recruit two legal officers out of the planned five.

During the period under review (2018-2022), the County Assembly of Machakos managed to construct an assembly modern chamber which is 70% done, achieved a 70% on construction of Official Speaker's residence, installation of an audio equipment which is 60% done and installed a water treatment plant in the County Assembly.

The County Assembly successfully implemented the car loan and mortgage scheme for both staff and members of the County Assembly. Members of the public benefited from the installed water treatment facility at the assembly thus achieving a positive Corporate Social Responsibility impact. The assembly also completes an office block for MCAs and staff and also equipped the offices with a modern gymnasium.

### 2.3.8 Water and Irrigation Sector Review



*Photo: Miangeni Earth dam, Kivaa Ward*

From the inception of devolution, there has been significant acceleration in the delivery of water and sanitation facilities in the County. One of the major objectives of this sector was to enhance the provision of potable water, improve sanitation facilities and hygiene promotion interventions.

Delivery figures after successful implementation of the second generation CIDP now stand at 208 for new boreholes, 102 for new water pans, 6 mega dams, 63 weirs and 4 water treatment plants. In an effort to promote water storage, the County supplied and installed 467 plastic water tanks and 5 elevated steel tanks. As a result of these interventions, at least 30,000 households have access to clean and safe water and the average distance to water source is about 0.5km.

Within the period of implementation of the sector programmes, the focus of County has not only been on Water Provision. Hygiene promotion and Sanitation have been recognized as key components in the effort towards improving the lives of the people. Though the delivery of sanitation facilities has been slow, the County has over the years improved access to decent sanitation facilities across the county with the construction of 25 public toilets in market centres and 14,140 new connections to sewer system, with 24,140 households using safely managed sanitation system.

## **2.4 Challenges faced during the Implementation of CIDP 2018-2022**

- i. Climate change leading to unpredictable weather conditions, prolonged and frequent droughts which has negated efforts towards increasing farm produce;
- ii. Covid-19 pandemic disrupted government services, work schedules and delayed implementation of government projects/programmes;
- iii. Delay in disbursement of funds from the exchequer which affected execution and completion of projects;
- iv. Inadequate staff, especially in Health and Agriculture sectors has hampered effectiveness in service delivery;
- v. Weak project ownership leading to vandalism of equipment during and after implementation of projects;
- vi. Locust infestations negatively affected agricultural production by destroying crops and pasture leading to low yield production;
- vii. Slow adoption of emerging ICT technologies has slowed service delivery;



- viii. Political interference which hindered performance and completion of projects;
- ix. Inflationary pressures triggered by Russia's war of aggression against Ukraine has weakened household purchasing power leading to high cost of living and increasing risks in investment;
- x. High population pressure has led to strained use of county resources and services;
- xi. Inadequate financial allocation through the equitable share of the national revenue, grants and payments to meet County development goals;
- xii. Low own source revenue collection not able to realize set targets;
- xiii. Stiff competition from cross border traded agricultural produce such as fish, eggs, milk;
- xiv. Curriculum change from 844 system to CBC has led to reallocation of resources especially in ECDE centres and VTCs;
- xv. Highly ambitious CIDP 2018-2022 in terms of the number of projects that were envisaged to be implemented;
- xvi. Inadequate office space and facilities has impacted negatively on service delivery;
- xvii. Low value addition leading to low farm income;
- xviii. Poor storage of agricultural produce, resulting into high post-harvest losses;
- xix. High incidences of crops and livestock pests and diseases;
- xx. Stiff competition from cross border traded agricultural produce such as vegetables, fish, eggs, milk etc.

## **2.5 Emerging Issues during the Implementation of CIDP 2018-2022**

- i. COVID-19 pandemic and its regulations which increased cost of production, market disruption and county staff working from home;
- ii. Climate change which requires investment in climate smart technologies;
- iii. Emerging crop & livestock pests and diseases such as fall army worm;
- iv. Ever-changing technology;
- v. Use of E-Commerce whereby the buying and selling of goods/services are done by use of electronic systems such as the internet;
- vi. Locust infestations which destroyed crops and pasture;
- vii. Digital marketing and networking.

## **2.6 Lessons Learnt during the Implementation of CIDP 2018-2022**

- i. Climate change-related interventions should be mainstreamed in all government projects/programs to ensure resilience, enhance productivity and mitigate any negative effects;
- ii. Collaboration with the National Government for timely release of funds from the exchequer is key for efficient implementation of the planned programs;
- iii. Citizen and Stakeholder engagement in planning, monitoring and evaluation is critical achieving the set targets and for ownership of projects;
- iv. Enhanced resource mobilization and public-private partnerships within and without are key in addressing inadequate resources allocation;
- v. There is need for Development Partners to make use of the County Planning documents (CIDP and ADP) to inform programming in various areas of their interest;
- vi. There is a need for readjustments of programmes to be in line with the prevailing national or global conditions/challenges to ensure proper delivery of government services;
- vii. Align staffing needs and employ key staff to replace those transferred or those that leave service through natural attrition;
- viii. There is need for creation of awareness on the existence of ICT infrastructure and systems in the County for the common mwananchi for example, revenue system for payment of licenses, training on usage of the County website;
- ix. Need to embrace use of ICT technologies and modernize ICT facilities for effective service delivery;
- x. There is need for continuous refresher courses for the County staffs for them to acquire new skills and knowledge;
- xi. Need for adequate funding for special programmes to cater for emerging issues;
- xii. Need for feasibility studies and adequate preparation for programmes;
- xiii. Need to Train SMEs on digital marketing;
- xiv. The county needs early warning systems for emerging crises including climatic change or pandemics.

## 2.7 Natural Resource Assessment

This section discusses the major natural resources found within the County as summarized in table 2.3 below.

**Table 2. 3: Natural Resource Assessment**

Name of Natural Resource	Dependent Sectors	Status, Level of Utilization & Scenarios for future	Opportunities for Optimal Utilization	Constraints to Optimal Utilization	Sustainable Management Strategies
<b>Athi River</b>	Irrigation Agriculture Fisheries	<ul style="list-style-type: none"> <li>Declining water flow due to persistent droughts, irrigation and destruction of catchment areas</li> <li>Poor water quality resulting from excessive industrial pollution around Athi River town and Nairobi city</li> </ul>	<ul style="list-style-type: none"> <li>Can support more food production through modern irrigation methods such as drip system and green house technology</li> </ul>	<ul style="list-style-type: none"> <li>Industrial effluent discharges from Athi River Mavoko and Nairobi</li> </ul>	<ul style="list-style-type: none"> <li>River rehabilitation, especially planting of bamboo along the riverine for water detoxification</li> <li>Enforcement of existing laws to ensure compliance</li> <li>Monitoring of water quality downstream</li> </ul>
	Mining	<ul style="list-style-type: none"> <li>Rampant sand harvesting leading to massive degradation of the river</li> </ul>	<ul style="list-style-type: none"> <li>Through controlled sand harvesting more revenue can be collected</li> </ul>	<ul style="list-style-type: none"> <li>Cartels in sand harvesting business</li> </ul>	<ul style="list-style-type: none"> <li>Construction of weirs and sand dams, laying of gabions and tree planting can assist in the river rehabilitation</li> <li>Full implementation of the Machakos Sand Harvesting Act, 2014</li> </ul>
<b>Iveti Forest</b>	Forest Wildlife Tourism Energy Construction industry Agriculture	<ul style="list-style-type: none"> <li>A plantation forest with organized selected tree species for domestic and industrial use</li> <li>Tree harvesting done periodically</li> </ul>	<ul style="list-style-type: none"> <li>Value addition for forest products</li> <li>Bee keeping for wax and honey</li> </ul>	<ul style="list-style-type: none"> <li>Changing weather patterns</li> </ul>	<ul style="list-style-type: none"> <li>Development of fast maturing species</li> <li>Development of modern technologies for biomass exploitation and utilization</li> <li>Policy development</li> </ul>
<b>Kapiti Plains</b>	Wildlife Tourism	<ul style="list-style-type: none"> <li>Reduced animal population due to illegal poaching</li> </ul>	<ul style="list-style-type: none"> <li>Proper management for more tourist attraction</li> </ul>	<ul style="list-style-type: none"> <li>Drought due to the changing weather patterns</li> </ul>	<ul style="list-style-type: none"> <li>Improved surveillance to control illegal poaching</li> </ul>
<b>Kyamwili Gravitational Defying Area</b>	Tourism	<ul style="list-style-type: none"> <li>Not fully utilized</li> </ul>	<ul style="list-style-type: none"> <li>Can tap more tourists if recreational facilities are put up by locals and international</li> </ul>	<ul style="list-style-type: none"> <li>Inadequate awareness</li> </ul>	<ul style="list-style-type: none"> <li>More awareness creation through local &amp; international media</li> </ul>

Name of Natural Resource	Dependent Sectors	Status, Level of Utilization & Scenarios for future	Opportunities for Optimal Utilization	Constraints to Optimal Utilization	Sustainable Management Strategies
			investors		
<b>Limestone</b>	Construction industry	<ul style="list-style-type: none"> <li>• Mining ongoing at Athi River area as a major raw material for cement manufacturing</li> <li>• Massive air pollution from excessive dust generated during excavation</li> <li>• Environmental degradation resulting from massive excavation and dumping of excavated soils</li> </ul>	<ul style="list-style-type: none"> <li>• Increased housing demand and infrastructure development</li> <li>• Increased production to meet local demand and have surplus for export</li> </ul>	<ul style="list-style-type: none"> <li>• Increased cost of production due to increased power cost and fuel prices</li> </ul>	<ul style="list-style-type: none"> <li>• Develop alternative power sources such as geothermal and waste power generation</li> </ul>
<b>Masinga Dam</b>	Tourism Agriculture	<ul style="list-style-type: none"> <li>• Water levels expected to decline due to irrigation farming and serving other dams downstream</li> <li>• Water quality expected to decline due to chemicals from increased irrigation farming</li> </ul>	<ul style="list-style-type: none"> <li>• Can increase food production through increased irrigation farming</li> <li>• Economic empowerment through sports &amp; fishing</li> </ul>	<ul style="list-style-type: none"> <li>• Silting of the dam</li> <li>• Deterioration of water quality due to increased irrigation farming</li> </ul>	<ul style="list-style-type: none"> <li>• Use of appropriate farming methods</li> <li>• Regular desilting of the dam</li> </ul>
<b>Mazzeras</b>	Construction industry	<ul style="list-style-type: none"> <li>• Exploitation ongoing on small scale along Machakos – Kitui Road near Kaseve</li> </ul>	<ul style="list-style-type: none"> <li>• High potential for the product in the building industry, its use is catching up</li> </ul>	<ul style="list-style-type: none"> <li>• The excavation site is a challenge for it is along the busy Machakos – Kitui road</li> </ul>	<ul style="list-style-type: none"> <li>• County Government to map the resource and identify suitable safer site especially on the Utuli hill which has a massive rock formation</li> </ul>
<b>Oldonyo Sabuk National Park</b>	Wildlife Tourism	<ul style="list-style-type: none"> <li>Reduced animal population due to illegal poaching</li> <li>Vegetation destruction for charcoal burning and firewood</li> <li>Encroachment due to increased human activities</li> </ul>	Proper management for more tourist attraction	<ul style="list-style-type: none"> <li>Population increase around the Park</li> <li>Drought due to changing weather pattern</li> </ul>	<ul style="list-style-type: none"> <li>Improve surveillance to control illegal poaching</li> <li>Fencing to check encroachment</li> </ul>
<b>Quarries</b>	Construction industry	<ul style="list-style-type: none"> <li>• Emerging environmental degradation on the quarries posing as a threat during rain seasons</li> </ul>	<ul style="list-style-type: none"> <li>• Increased housing demand and infrastructure development</li> </ul>	<ul style="list-style-type: none"> <li>• Increased cost of production due to increased power cost</li> </ul>	<ul style="list-style-type: none"> <li>• Once the quarries are exhausted backfilling should be done &amp; a disclaimer attached to caution the public on best</li> </ul>

Name of Natural Resource	Dependent Sectors	Status, Level of Utilization & Scenarios for future	Opportunities for Optimal Utilization	Constraints to Optimal Utilization	Sustainable Management Strategies
				and fuel prices	land use
<b>Sand</b>	Construction industry	<ul style="list-style-type: none"> <li>• Massive river degradation due to uncontrolled sand harvesting activities</li> </ul>	<ul style="list-style-type: none"> <li>• More income generation can be realized through value addition by packaging of sand</li> </ul>	<ul style="list-style-type: none"> <li>• Brokers and cartels in the sand harvesting business</li> </ul>	<ul style="list-style-type: none"> <li>• Full implementation of the Machakos Sand Harvesting Act 2014</li> </ul>
<b>Tana River</b>	Energy Small Scale irrigation Fisheries	<ul style="list-style-type: none"> <li>• Hydro Power generation at Masinga dam and Kaburu dam</li> <li>• Declining water flows due to persistent droughts, irrigation and destruction of catchment areas</li> </ul>	<ul style="list-style-type: none"> <li>• Can support more power generation if water utilization upstream is controlled</li> </ul>	<ul style="list-style-type: none"> <li>• Persistent drought</li> <li>• Increased power demand</li> <li>• Increased water demand upstream</li> </ul>	<ul style="list-style-type: none"> <li>• Develop alternative power source such as solar and biomass energy</li> </ul>
<b>Yatta Plateau</b>	Tourism	<ul style="list-style-type: none"> <li>• Not fully utilized</li> </ul>	<ul style="list-style-type: none"> <li>• Can tap more tourists if recreational facilities are put up by locals and international investors</li> </ul>	<ul style="list-style-type: none"> <li>• Inadequate awareness</li> </ul>	<ul style="list-style-type: none"> <li>• Creation of awareness of existence of Yatta Plateau</li> </ul>

## 2.8 Development Issues

This section presents key sector development issues and their causes as identified during data collection and analysis stage.

### 2.8.1 Agriculture and Co-operative Development Sector Development Issues

Development Issue	Cause (s)	Constraint (s)	Opportunities
<b>Agriculture sub sector</b>			
<b>Crop development unit</b>			
<b>Frequent and prolonged droughts</b>	<ul style="list-style-type: none"> <li>• Climate Change</li> </ul>	<ul style="list-style-type: none"> <li>• Inadequate funding and technological gaps (mitigation &amp; Adaptation)</li> </ul>	<ul style="list-style-type: none"> <li>• Investment in climate smart agriculture technologies such as agro-forestry, riparian area protection, appropriate tillage methods, adoption of good agricultural practices</li> <li>• Planning for climate Resilience and adaptation plans</li> </ul>
<b>Reliance on rain fed agriculture</b>	<ul style="list-style-type: none"> <li>• High-cost requirements for traditional methods</li> </ul>	<ul style="list-style-type: none"> <li>• Inadequate funding and limited knowledge on alternative systems</li> </ul>	<ul style="list-style-type: none"> <li>• Investment in water harvesting and irrigation infrastructure</li> <li>• Investment development of in-situ water harvesting, mega dams and surface water sources</li> </ul>
<b>Low commercialization of agricultural production</b>	<ul style="list-style-type: none"> <li>• Unstructured markets and inadequate market information</li> <li>• - Lack of zoning of enterprises</li> </ul>	<ul style="list-style-type: none"> <li>• Limited knowledge among the farming communities</li> </ul>	<ul style="list-style-type: none"> <li>• Availability of Strategic crops and livestock; market linkages; market information systems; aggregation centres and marketing structures</li> <li>• E-platforms for marketing</li> <li>• One Product- one location</li> <li>• Purchase of Software for Mapping ecological zones</li> </ul>
<b>High incidences of crop and livestock pests and diseases</b>	<ul style="list-style-type: none"> <li>• Climate change and poor management technique</li> </ul>	<ul style="list-style-type: none"> <li>• Inadequate early warning and control system</li> </ul>	<ul style="list-style-type: none"> <li>• Invest in climate change mitigation strategies</li> <li>• Embrace drought tolerant crops and livestock</li> <li>• Improve early warning systems and control strategic of pests and diseases affecting crops and livestock</li> </ul>
<b>High post-harvest losses</b>	<ul style="list-style-type: none"> <li>• Highly informal and unstructured market system</li> </ul>	<ul style="list-style-type: none"> <li>• Technological and knowledge gaps</li> </ul>	<ul style="list-style-type: none"> <li>• Linkage of service providers in storage equipment to farmers</li> <li>• Promotion of appropriate technologies and structures in post-harvest handling, storage and management of crop produce</li> <li>• - Encourage formation of Farmers' marketing Associations for crop and livestock products</li> </ul>
<b>Lack of Strategic County Food reserve</b>	<ul style="list-style-type: none"> <li>• -Lack of strategic Food Reserve Fund</li> <li>• -Lack of County strategic food storage</li> </ul>	<ul style="list-style-type: none"> <li>• Inadequate funding</li> </ul>	<ul style="list-style-type: none"> <li>• Provision of bulking and aggregation centres</li> <li>• Strategic food reserves - Construction of silos</li> </ul>
<b>Low value addition of agricultural produce</b>	<ul style="list-style-type: none"> <li>• High cost of doing value addition</li> </ul>	<ul style="list-style-type: none"> <li>• Technological and knowledge gaps</li> </ul>	<ul style="list-style-type: none"> <li>• Promotion of value addition and agro-processing</li> </ul>
<b>Environmental degradation and over exploitation of natural resources</b>	<ul style="list-style-type: none"> <li>• Use of inappropriate farming technique</li> </ul>	<ul style="list-style-type: none"> <li>• Technological and knowledge gaps</li> </ul>	<ul style="list-style-type: none"> <li>• Promotion of environment conservation for sustainable agricultural production</li> </ul>
<b>Inadequate extension services</b>	<ul style="list-style-type: none"> <li>• Low staff to farmer ratio; Lack of</li> </ul>	<ul style="list-style-type: none"> <li>• Budgetary constraints</li> </ul>	<ul style="list-style-type: none"> <li>• Improvement of agricultural extension services through recruitment and blending of</li> </ul>

Development Issue	Cause (s)	Constraint (s)	Opportunities
	modern agricultural training, demonstration and excellence center		technology with current methods of extension; Modernization of Machakos agricultural training centre
<b>Low mechanization of agricultural production</b>	<ul style="list-style-type: none"> <li>High cost</li> </ul>	<ul style="list-style-type: none"> <li>Technological and knowledge gaps</li> </ul>	<ul style="list-style-type: none"> <li>Improve access and use of agricultural tools, machines and Equipment</li> </ul>
<b>Livestock development unit</b>			
<b>Diminishing bee population and honey and bee products production</b>	<ul style="list-style-type: none"> <li>Vegetation change and low investment in bee keeping</li> </ul>	<ul style="list-style-type: none"> <li>Technological constraints</li> </ul>	<ul style="list-style-type: none"> <li>Promote modern bee keeping and tree planting</li> <li>Enhance bee keeping</li> </ul>
<b>Inadequate inputs/feed resources to support a vibrant dairy industry</b>	<ul style="list-style-type: none"> <li>High cost of inputs</li> <li>Un organized milk marketing</li> </ul>	<ul style="list-style-type: none"> <li>Technological gaps, budgetary constraints</li> </ul>	<ul style="list-style-type: none"> <li>Promote production of high quality feed resources</li> <li>Promote formation/strengthening of dairy cooperatives</li> <li>AI promotion</li> </ul>
<b>Subsistence and unsustainable Poultry production</b>	<ul style="list-style-type: none"> <li>Local poultry breeds</li> <li>High input costs</li> </ul>	<ul style="list-style-type: none"> <li>Budgetary constraints</li> </ul>	<ul style="list-style-type: none"> <li>Promotion of commercial poultry production</li> <li>Homemade Feed formulation</li> <li>Promotion of BSF farming</li> </ul>
<b>Low value addition in beef and goats</b>	<ul style="list-style-type: none"> <li>Dependence on local markets</li> </ul>	<ul style="list-style-type: none"> <li>Technological gaps</li> </ul>	<ul style="list-style-type: none"> <li>Promotion of feed lot production of beef and goats</li> </ul>
<b>Diversification of livestock farm enterprises</b>	<ul style="list-style-type: none"> <li>Narrow base</li> </ul>	<ul style="list-style-type: none"> <li>Budgetary constraints</li> </ul>	<ul style="list-style-type: none"> <li>Promotion of pig, rabbit farming, poultry and emerging livestock</li> </ul>
<b>Inadequate quality livestock and fish feed</b>	<ul style="list-style-type: none"> <li>Lack of Quality inspectors</li> </ul>	<ul style="list-style-type: none"> <li>Technological and knowledge gaps</li> </ul>	<ul style="list-style-type: none"> <li>Promotion of access to quality livestock feed</li> <li>Lack of gazetted inspectors</li> </ul>
<b>Low livestock production and products</b>	<ul style="list-style-type: none"> <li>Climate change</li> <li>Lack of resilience Strategies and plans for Risk reduction and drought mitigation plans</li> </ul>	<ul style="list-style-type: none"> <li>Policy and knowledge gaps</li> <li>Budgetary allocation</li> </ul>	<ul style="list-style-type: none"> <li>Invest in climate change mitigation strategies</li> <li>Stakeholder participation in livelihood restoration</li> </ul>
<b>Diminishing indigenous germplasm</b>	<ul style="list-style-type: none"> <li>Limited restriction on importation of foreign breeds</li> </ul>	<ul style="list-style-type: none"> <li>Policy gaps</li> </ul>	<ul style="list-style-type: none"> <li>Conservation and preservation of Animal Genetic Resource</li> </ul>
<b>Uncoordinated interventions from various stakeholders</b>	<ul style="list-style-type: none"> <li>Lack of harmonized intervention approaches by various players</li> </ul>	<ul style="list-style-type: none"> <li>Policy gaps</li> </ul>	<ul style="list-style-type: none"> <li>Ensure coordinated Development in the Livestock Sector (establishment of County agriculture sector co-ordination committee, CASCOM)</li> </ul>
<b>Inadequate plans for drought mitigation and preparedness for livelihood recovery and resilience</b>	<ul style="list-style-type: none"> <li>Lack of adaptation plans and resilience strategy</li> </ul>	<ul style="list-style-type: none"> <li>Policy Gaps</li> <li>Lack of livestock resilience policy</li> <li>Budgetary allocation</li> </ul>	<ul style="list-style-type: none"> <li>Collaboration within departments</li> <li>Stakeholder involvement</li> </ul>
<b>Data gaps</b>	<ul style="list-style-type: none"> <li>Limited emphasis on livestock and crop data during national census</li> </ul>	<ul style="list-style-type: none"> <li>Budgetary constraints</li> </ul>	<ul style="list-style-type: none"> <li>Promotion of regular surveys, Livestock and Crops Census</li> </ul>
<b>Veterinary services unit</b>			
<b>Lack of full</b>	<ul style="list-style-type: none"> <li>Inadequate</li> </ul>	<ul style="list-style-type: none"> <li>Budgetary</li> </ul>	<ul style="list-style-type: none"> <li>Ensure quality control in slaughterhouses</li> </ul>

Development Issue	Cause (s)	Constraint (s)	Opportunities
<b>compliance to Public Health and Environmental Standards</b>	enforcement officers	constraints	
<b>Low vaccination coverage</b>	<ul style="list-style-type: none"> <li>Inadequate vaccines and low priority to disease control</li> </ul>	<ul style="list-style-type: none"> <li>Budgetary constraints</li> </ul>	<ul style="list-style-type: none"> <li>Advocacy for more resources allocation and collaboration with partners</li> </ul>
<b>Animal welfare concerns</b>	<ul style="list-style-type: none"> <li>Knowledge gaps</li> </ul>	<ul style="list-style-type: none"> <li>Cultural perceptions towards animal welfare</li> </ul>	<ul style="list-style-type: none"> <li>Enforcement of Animal Welfare act</li> </ul>
<b>Unlicensed health service providers</b>	<ul style="list-style-type: none"> <li>Inadequate animal health professionals</li> </ul>	<ul style="list-style-type: none"> <li>Budgetary constraints</li> </ul>	<ul style="list-style-type: none"> <li>Public sensitization and enforcement of compliance to animal Vet Surgeons and Vet Para-professional Act (CAP 366)</li> </ul>
<b>Lack of disease and food safety diagnostic</b>	<ul style="list-style-type: none"> <li>Poorly equipped laboratory and lack of lab technologist</li> </ul>	<ul style="list-style-type: none"> <li>Budgetary constraints</li> </ul>	<ul style="list-style-type: none"> <li>Rehabilitation, staffing and equipping the veterinary laboratory at Machakos HQs to serve for both disease and food safety laboratory</li> </ul>
<b>Lack of poultry house</b>	<ul style="list-style-type: none"> <li>Inadequate value addition in poultry</li> </ul>	<ul style="list-style-type: none"> <li>Budgetary constraints</li> </ul>	<ul style="list-style-type: none"> <li>Collaboration with partners to construct a poultry slaughterhouse</li> </ul>
<b>Fish development unit</b>			
<b>Climate change and Over exploitation of natural fish resources</b>	<ul style="list-style-type: none"> <li>Inadequate monitoring, control, surveillance and management of fish reserves</li> </ul>	<ul style="list-style-type: none"> <li>Technological and knowledge gaps</li> </ul>	<ul style="list-style-type: none"> <li>Improve Fish Stock Monitoring, Control, Surveillance and</li> <li>management of fish in natural water bodies; promotion of efficient and production systems</li> <li>promotion of climate change adaptation and resilience measures</li> </ul>
<b>Low quantity and quality of fish produce and products</b>	<ul style="list-style-type: none"> <li>Inadequate quality assurance, value addition and marketing</li> </ul>	<ul style="list-style-type: none"> <li>Technological and knowledge gaps; inadequate extension staff</li> </ul>	<ul style="list-style-type: none"> <li>Improve fish production Quality assurance, Value addition and Marketing</li> <li>Promotion of fingerlings production and multiplication</li> <li>Adoption of new technologies</li> </ul>
<b>High cost of farm inputs</b>	<ul style="list-style-type: none"> <li>Macro economics</li> </ul>	<ul style="list-style-type: none"> <li>Cost factors</li> </ul>	<ul style="list-style-type: none"> <li>Promotion of availability and access to quality farm inputs</li> </ul>
<b>CROSS CUTTING ISSUES</b>			
<b>High cost of agricultural inputs equipment and services</b>	<ul style="list-style-type: none"> <li>Inflation,</li> <li>Non competitive market</li> </ul>	<ul style="list-style-type: none"> <li>Lack of farm inputs subsidy</li> </ul>	<ul style="list-style-type: none"> <li>Subsidy for farm inputs and equipment</li> <li>Promotion/formation of service providers</li> </ul>
<b>Lack of clearly defined agricultural input support policy</b>	<ul style="list-style-type: none"> <li>Lack of certified input inspectors</li> </ul>	<ul style="list-style-type: none"> <li>Lack of domesticated policies</li> </ul>	<ul style="list-style-type: none"> <li>Trained Agricultural Officers</li> <li>Development of policy to ensure quality farm inputs (pesticides, herbicides, fertilizers</li> <li>Subsidy to farmer inputs</li> </ul>
<b>Inadequate supply of quality seed materials</b>	<ul style="list-style-type: none"> <li>Few seed Multiplication centres</li> </ul>	<ul style="list-style-type: none"> <li>Lack of quality seed supply</li> </ul>	<ul style="list-style-type: none"> <li>Establish of Propagation and multiplication units for crop seeds, seedlings, fingerlings, chicks</li> </ul>
<b>Nutrition insecurity</b>	<ul style="list-style-type: none"> <li>Overreliance on narrow food recipe and processed foods</li> </ul>	<ul style="list-style-type: none"> <li>Technological and knowledge gaps</li> </ul>	<ul style="list-style-type: none"> <li>Promotion of farm family nutrition through locally produced foods</li> </ul>
<b>Food Security and Quality assurance</b>	<ul style="list-style-type: none"> <li>Inadequate policies</li> <li>Inadequate human capacities</li> <li>Skill gaps in food</li> </ul>	<ul style="list-style-type: none"> <li>Inadequate enforcement on food safety standards</li> <li>Foods</li> </ul>	<ul style="list-style-type: none"> <li>Integrating Food safety and quality assurance issues in Work plans/activities</li> </ul>



Development Issue	Cause (s)	Constraint (s)	Opportunities
	safety	<ul style="list-style-type: none"> <li>Lack of coordination and harmonization of Food safety</li> </ul>	
<b>Inadequate involvement of Youth, women and disabled</b>	<ul style="list-style-type: none"> <li>Marginalization</li> </ul>	<ul style="list-style-type: none"> <li>Access to resources</li> </ul>	<ul style="list-style-type: none"> <li>Gender mainstreaming</li> </ul>
<b>Inadequate ICT skills in Agriculture</b>	<ul style="list-style-type: none"> <li>Limited Funds</li> </ul>	<ul style="list-style-type: none"> <li>inadequate personnel and equipment</li> <li>Inadequate technical know how</li> </ul>	<ul style="list-style-type: none"> <li>Capacity building of staff</li> <li>Purchase of ICT equipment</li> <li>Internet Connectivity</li> </ul>
	•	•	•
<b>Cooperative development sub sector</b>			
<b>Poor governance of cooperative societies</b>	<ul style="list-style-type: none"> <li>Lack of training</li> </ul>	<ul style="list-style-type: none"> <li>Resources for training</li> </ul>	<ul style="list-style-type: none"> <li>To enhance Training</li> </ul>
<b>Low registration of new cooperatives</b>	<ul style="list-style-type: none"> <li>Lack of awareness on importance of cooperative memberships</li> </ul>	<ul style="list-style-type: none"> <li>Resources for registration</li> </ul>	<ul style="list-style-type: none"> <li>More registrations possible</li> </ul>
<b>Low coffee production</b>	<ul style="list-style-type: none"> <li>High cost of production, unstable prices to farmers</li> </ul>	<ul style="list-style-type: none"> <li>Resources and training</li> </ul>	<ul style="list-style-type: none"> <li>Higher production possible</li> <li>Promote coffee production</li> </ul>
<b>Low participation of youth and women in cooperatives</b>	<ul style="list-style-type: none"> <li>Lack of interest and training</li> </ul>	<ul style="list-style-type: none"> <li>Inadequate funds for training</li> </ul>	<ul style="list-style-type: none"> <li>Creating interest of the youth and women in agricultural value chain;</li> <li>Participation and management roles of the societies;</li> <li>Digitization of the societies' operations to uptake the youth and women</li> </ul>
<b>Poor performance of dairy cooperatives</b>	<ul style="list-style-type: none"> <li>Inadequate management skills, low milk production, inadequate coolers, and milk handling equipment</li> </ul>	<ul style="list-style-type: none"> <li>Inadequate managerial skills of societies, Poor cattle breeds, inadequate resources to purchase equipment</li> </ul>	<ul style="list-style-type: none"> <li>Capacity building to the management;</li> <li>Promotion of artificial insemination technology;</li> <li>Equipping dairy cooperatives in progress</li> </ul>
<b>Delayed uptake of technology in digitization of cooperative operations</b>	<ul style="list-style-type: none"> <li>Lack of resources to install computers and software in cooperatives</li> </ul>	<ul style="list-style-type: none"> <li>Resources and training</li> </ul>	<ul style="list-style-type: none"> <li>Provision of equipment and training on know-how;</li> <li>Digitization of the societies' operations</li> </ul>
<b>Poor financial management in cooperatives</b>	<ul style="list-style-type: none"> <li>Shortage of audit services</li> </ul>	<ul style="list-style-type: none"> <li>Resources to carry out audit</li> </ul>	<ul style="list-style-type: none"> <li>Carry out audits in all cooperative societies</li> </ul>

## 2.8.2 Commercial, Tourism and Labour Affairs Sector Development Issues

Development Issue	Cause(s)	Constraint(s)*	Opportunities**
<b>Trade</b>			
<b>Research for Development</b>	<ul style="list-style-type: none"> <li>Lack of up-to-date databases on matters relating to trade, enterprise, and industry</li> </ul>	<ul style="list-style-type: none"> <li>Lack of baseline surveys and feasibility studies which inform policy and programme implementation.</li> </ul>	<ul style="list-style-type: none"> <li>Access to data from partner research institutions;</li> <li>Opportunities for partnerships with institutions of higher learning;</li> <li>Attracting research financing from development partners</li> </ul>
<b>Marketing and promotion</b>	<ul style="list-style-type: none"> <li>Poor packaging of County market and investment opportunities</li> </ul>	<ul style="list-style-type: none"> <li>Insufficient partnerships/ collaborations with government agencies involved in investment promotion</li> </ul>	<ul style="list-style-type: none"> <li>Existence of technical training institutions</li> </ul>
	<ul style="list-style-type: none"> <li>Inadequate financing of investment support programmes</li> </ul>	<ul style="list-style-type: none"> <li>Inadequate financing</li> </ul>	<ul style="list-style-type: none"> <li>Public private partnerships</li> <li>Established partnerships with state agencies involved in trade.</li> <li>Partnering with relevant national and international stakeholders in research on marketing strategies</li> </ul>
<b>Business database</b>	<ul style="list-style-type: none"> <li>Inefficient registration and monitoring of business activities</li> </ul>	<ul style="list-style-type: none"> <li>Inadequate funding</li> <li>No established infrastructure on digital data collection and maintenance.</li> </ul>	<ul style="list-style-type: none"> <li>Executive Arm of the County government and the assembly to implement the digitization process</li> <li>Partnering with relevant stakeholders</li> </ul>
<b>Business enterprise development</b>	<ul style="list-style-type: none"> <li>Low sensitization and enforcement</li> <li>Lack of compliance with County bills and policies.</li> </ul>	<ul style="list-style-type: none"> <li>Non-compliance with existing trade and licensing regulations</li> </ul>	<ul style="list-style-type: none"> <li>Existence of trained County staff</li> <li>Existence of media and the social platforms through which sanitization can be done</li> <li>Existing policy frameworks on enterprise development.</li> </ul>
	<ul style="list-style-type: none"> <li>Multiplicity of licenses</li> </ul>	<ul style="list-style-type: none"> <li>Lack of a central digital licensing infrastructure and harmonization of trading licenses.</li> </ul>	<ul style="list-style-type: none"> <li>Digitizing and Harmonizing trade license issuing processes</li> </ul>
	<ul style="list-style-type: none"> <li>Centralization of licensing process</li> </ul>	<ul style="list-style-type: none"> <li>Inadequate funding</li> </ul>	<ul style="list-style-type: none"> <li>Existence/development of digital applications that can be used in the monitoring of business activities.</li> </ul>
	<ul style="list-style-type: none"> <li>Inadequate Entrepreneurial skills and investment culture</li> </ul>	<ul style="list-style-type: none"> <li>Low access to training opportunities</li> </ul>	<ul style="list-style-type: none"> <li>Existence of business training institutions</li> </ul>
<ul style="list-style-type: none"> <li>Low business mentorship and exposure</li> <li>High cost of training</li> </ul>		<ul style="list-style-type: none"> <li>Formulation and implementation of policies and legal frameworks for business enterprise training.</li> <li>Government sponsorship</li> <li>Sponsorship by private organizations and institutions</li> </ul>	
<ul style="list-style-type: none"> <li>Phobia in taking risks</li> </ul>		<ul style="list-style-type: none"> <li>Existence of mentorship programmes particularly in the social media;</li> <li>Existence of exhibitions and trade fairs on local and international trade</li> </ul>	
	<ul style="list-style-type: none"> <li>Poor attitude towards</li> </ul>	<ul style="list-style-type: none"> <li>Existence of a willing clientele to venture</li> </ul>	

Development Issue	Cause(s)	Constraint(s)*	Opportunities**
		formal businesses	into informal business
		<ul style="list-style-type: none"> <li>No policy and legal framework for business enterprise training</li> </ul>	<ul style="list-style-type: none"> <li>Existence of trained county staff.</li> </ul>
	<ul style="list-style-type: none"> <li>Inadequate access to credit services</li> </ul>	<ul style="list-style-type: none"> <li>Lack of trade enterprise development fund</li> </ul>	<ul style="list-style-type: none"> <li>Funding from County and national government</li> </ul>
		<ul style="list-style-type: none"> <li>Low access to credit</li> </ul>	<ul style="list-style-type: none"> <li>Existence of various financial institution and digital lending platforms</li> </ul>
		<ul style="list-style-type: none"> <li>Credit averseness</li> </ul>	<ul style="list-style-type: none"> <li>Sensitization on the need to honest and credit worth</li> </ul>
		<ul style="list-style-type: none"> <li>Inadequate collateral and high cost of accessing commercial credit</li> </ul>	<ul style="list-style-type: none"> <li>Formulation and implementation of policies and legal frameworks to ease credit access</li> </ul>
		<ul style="list-style-type: none"> <li>Inadequate technical staff</li> </ul>	<ul style="list-style-type: none"> <li>Existence of training institutions</li> </ul>
		<ul style="list-style-type: none"> <li>Diversion of funds intended for investment by beneficiaries</li> </ul>	<ul style="list-style-type: none"> <li>Existence of training institutions on investment</li> </ul>
		<ul style="list-style-type: none"> <li>Lack of adequate policy in the administration of a trade enterprise development fund</li> </ul>	<ul style="list-style-type: none"> <li>Existence of trained County staff</li> </ul>
<b>Poor sanitation in market centers</b>	<ul style="list-style-type: none"> <li>Lack of, or inadequate sanitation facilities in our markets</li> </ul>	<ul style="list-style-type: none"> <li>Inadequate funding</li> <li>Vandalism and destruction of existing structures</li> </ul>	<ul style="list-style-type: none"> <li>Partnering with Relevant Stakeholders</li> <li>Funding from County and National government</li> </ul>
<b>High levels of unemployment</b>	<ul style="list-style-type: none"> <li>Population explosion</li> </ul>	<ul style="list-style-type: none"> <li>Low rate of Job creation</li> <li>Inadequate job opportunities</li> </ul>	<ul style="list-style-type: none"> <li>Partnering with relevant stake holders and investors</li> </ul>
	<ul style="list-style-type: none"> <li>Low innovation and creativity</li> </ul>	<ul style="list-style-type: none"> <li>Inadequate technical skills</li> </ul>	<ul style="list-style-type: none"> <li>Existence of investors willing to establish industries in the County</li> <li>Promotion of local products and services</li> </ul>
<b>Industrialization master plan</b>	<ul style="list-style-type: none"> <li>Inadequate technical capacity</li> <li>Inadequate enabling support infrastructure</li> </ul>	<ul style="list-style-type: none"> <li>In adequate funding</li> </ul>	<ul style="list-style-type: none"> <li>Partnering with relevant investors</li> </ul>
		<ul style="list-style-type: none"> <li>In adequate skills in development of an industrialization master plan</li> </ul>	<ul style="list-style-type: none"> <li>Trained County staff</li> </ul>
<b>Investment Promotion</b>	<ul style="list-style-type: none"> <li>Lack of investment facilitation infrastructure;</li> <li>Slow implementation of the national investment act</li> <li>Insufficient packaging of County Investment opportunities</li> </ul>	<ul style="list-style-type: none"> <li>Insufficient budget allocation for investment promotion activities;</li> <li>Less research initiatives to inform data driven investment promotion</li> <li>Lack of County-</li> </ul>	<ul style="list-style-type: none"> <li>Collaboration with national investment agencies;</li> <li>Opportunities for PPP</li> </ul>

<b>Development Issue</b>	<b>Cause(s)</b>	<b>Constraint(s)*</b>	<b>Opportunities**</b>
		specific investor after-care services guidelines	
<b>International Trade</b>	<ul style="list-style-type: none"> <li>International trade is not identified as a sub-sector in the department</li> </ul>	<ul style="list-style-type: none"> <li>Insufficient budgetary allocation for departmental functions</li> <li>Failure to prioritize international trade portfolio in the county</li> <li>Insufficient data on different sectors,</li> <li>Insufficient data on different agricultural value chains</li> <li>Lack of export facilities, e.g. cold rooms, etc.</li> <li>Insufficient training of farmers, traders, exporters, etc. on standards and compliance</li> </ul>	<ul style="list-style-type: none"> <li>Development of the international trade portfolio in the county</li> <li>Enhancement of department's technical capacity expertise on international trade issues</li> <li>Increased value addition opportunities for farmers, traders, etc.</li> <li>Wealth-creation opportunities across value chains</li> <li>Employment opportunities for youths</li> <li>Infrastructure development for export, e.g. cold rooms</li> <li>Access to new export markets due to compliance with sanitary and phyto-sanitary export standards</li> </ul>
<b>Low informal sector promotion</b>	<ul style="list-style-type: none"> <li>Inadequate sensitization programmes</li> </ul>	<ul style="list-style-type: none"> <li>Inadequate funding</li> </ul>	<ul style="list-style-type: none"> <li>Partnering with the informal sector and other relevant stakeholders</li> </ul>
	<ul style="list-style-type: none"> <li>Low number of promotion activities held</li> </ul>	<ul style="list-style-type: none"> <li>Inadequate funding</li> <li>Low use of digital platforms in promotion of informal sector</li> </ul>	<ul style="list-style-type: none"> <li>Existence of digital platforms</li> </ul>
	<ul style="list-style-type: none"> <li>Inadequate research</li> </ul>	<ul style="list-style-type: none"> <li>Inadequate funding</li> <li>Inadequate technical staff</li> </ul>	<ul style="list-style-type: none"> <li>Trained County staff</li> <li>Partnering with relevant stakeholders</li> </ul>
<b>Export development and promotion</b>	<ul style="list-style-type: none"> <li>Low number of export exhibitions held</li> </ul>	<ul style="list-style-type: none"> <li>Inadequate funds</li> <li>Lack of county policy and legal framework</li> </ul>	<ul style="list-style-type: none"> <li>Partnering with relevant stakeholders</li> </ul>
	<ul style="list-style-type: none"> <li>Low turnout by participants on export exhibitions</li> </ul>	<ul style="list-style-type: none"> <li>Inadequate funding</li> </ul>	<ul style="list-style-type: none"> <li>Partnering with Existence investor organization and institution such a KAM</li> </ul>
<b>County export programmes</b>	<ul style="list-style-type: none"> <li>Inadequate policies and plans</li> </ul>	<ul style="list-style-type: none"> <li>Inadequate funds</li> <li>Inadequate technical capacity</li> </ul>	<ul style="list-style-type: none"> <li>Partnering with export trade agencies like KEPROBA, ACA-Kenya</li> </ul>
<b>Linkage between local producers with export market</b>	<ul style="list-style-type: none"> <li>Lack of proper plans and policies</li> </ul>	<ul style="list-style-type: none"> <li>Inadequate skills and technical capacity</li> </ul>	<ul style="list-style-type: none"> <li>Partnering with export trade agencies like KEPROBA, ACA-Kenya</li> </ul>
<b>Inadequate technical know-how by local SMEs on export market requirements,</b>	<ul style="list-style-type: none"> <li>Lack of training and exposure to export trade</li> <li>Inadequate research on existing and emerging export markets</li> </ul>	<ul style="list-style-type: none"> <li>Inadequate funding</li> </ul>	<ul style="list-style-type: none"> <li>Partnering with national government agencies on standards, compliance, etc. e.g. KEPHIS</li> <li>Partnering with training institutions, like universities, on export training</li> </ul>

<b>Development Issue</b>	<b>Cause(s)</b>	<b>Constraint(s)*</b>	<b>Opportunities**</b>
<b>standards, packaging and documentation</b>			
<b>Inadequate participation by the county in trade and investment expo</b>	<ul style="list-style-type: none"> <li>No proper strategies and plans in place</li> </ul>	<ul style="list-style-type: none"> <li>In adequate funding</li> </ul>	<ul style="list-style-type: none"> <li>Participating in national, regional and international investment forums</li> <li>Organizing county expos</li> </ul>
<b>Lack of adoption of technology in trade for value addition</b>	<ul style="list-style-type: none"> <li>Lack of machines and equipment</li> <li>Low technical capacity</li> </ul>	<ul style="list-style-type: none"> <li>In adequate funding</li> <li>Low technical capacity</li> </ul>	<ul style="list-style-type: none"> <li>Integrating new innovations and value-addition programs</li> <li>Initiating innovation hubs</li> <li>Establishing SME hubs</li> </ul>
<b>Inadequate capacity in adoption/uptake on digital trade/e-commerce</b>	<ul style="list-style-type: none"> <li>Delay catching up with emerging technologies and digital markets</li> </ul>	<ul style="list-style-type: none"> <li>In adequate funding</li> <li>Low technical capacity</li> </ul>	<ul style="list-style-type: none"> <li>Trainings on e-commerce with agencies like KEPROBA, International Trade Centre, etc.</li> </ul>
<b>Lack of Coordination between Department of trade and cooperatives</b>	<ul style="list-style-type: none"> <li>Delayed capacity building programs on aggregation, value-addition</li> </ul>	<ul style="list-style-type: none"> <li>Inadequate financing</li> <li>Insufficient technical capacity standards and compliance measures</li> </ul>	<ul style="list-style-type: none"> <li>Collaboration between county departments on issues relating to trade and cooperatives.</li> </ul>
<b>Inadequate capacity in the inspection of weights and measures</b>	<ul style="list-style-type: none"> <li>Inadequate equipment</li> </ul>	<ul style="list-style-type: none"> <li>Inadequate funding</li> </ul>	<ul style="list-style-type: none"> <li>Collaboration and partnerships with national government agencies such as Kenya National Accreditation</li> </ul>
<b>Consumer protection</b>	<ul style="list-style-type: none"> <li>Low rate of sensitization and enforcement activities</li> <li>Unfair trade practices due to low compliance and evasion of regulations that guide the use weights and measure</li> </ul>	<ul style="list-style-type: none"> <li>Inadequate funding</li> </ul>	<ul style="list-style-type: none"> <li>Partnerships with agencies such as the Competition Authority of Kenya, Anti-Counterfeit Authority, KEBS, etc.</li> </ul>
<b>risk preparedness and management</b>	<ul style="list-style-type: none"> <li>Insufficient risk preparedness and management</li> </ul>	<ul style="list-style-type: none"> <li>Lack of proper policies and plans</li> </ul>	<ul style="list-style-type: none"> <li>Existence of institutions that train on risk management</li> <li>Partnership with relevant stakeholders</li> </ul>
<b>Financial inclusion</b>	<ul style="list-style-type: none"> <li>Undiversified access to financial services</li> <li>Limited awareness on credit guarantee schemes</li> </ul>	<ul style="list-style-type: none"> <li>In adequate funding</li> <li>Low sensitization and research</li> </ul>	<ul style="list-style-type: none"> <li>Existence of institutions to train on financial inclusion</li> </ul>
<b>• Tourism</b>			
<b>Inconsistent tourists flow/ numbers</b>	<ul style="list-style-type: none"> <li>Semi-developed tourist attraction sites</li> </ul>	<ul style="list-style-type: none"> <li>Limited funding</li> <li>Lack of necessary approvals from community and relevant government</li> </ul>	<ul style="list-style-type: none"> <li>Increased budget allocation for new and existing tourism projects.</li> <li>Partnership with other stakeholders</li> </ul>

Development Issue	Cause(s)	Constraint(s)*	Opportunities**
		agencies.	
	<ul style="list-style-type: none"> <li>Poor infrastructure</li> </ul>	<ul style="list-style-type: none"> <li>Insufficient budgetary allocation;</li> <li>Mapping of tourist attraction sites</li> </ul>	<ul style="list-style-type: none"> <li>Partnerships;</li> <li>Increased funding</li> </ul>
	<ul style="list-style-type: none"> <li>Poor marketing</li> </ul>	<ul style="list-style-type: none"> <li>Marketing</li> </ul>	<ul style="list-style-type: none"> <li>Social media</li> <li>And existing communication channels</li> </ul>
	<ul style="list-style-type: none"> <li>Lack of proper training</li> </ul>	<ul style="list-style-type: none"> <li>Technical capacity</li> </ul>	<ul style="list-style-type: none"> <li>Partnering</li> <li>Training</li> </ul>
<b>Human/wildlife Conflict</b>	<ul style="list-style-type: none"> <li>Human encroachment</li> </ul>	<ul style="list-style-type: none"> <li>Limited protection of animal habitats</li> </ul>	<ul style="list-style-type: none"> <li>Partnership with state and non-state agencies</li> </ul>
<b>Climate change</b>	<ul style="list-style-type: none"> <li>Pollution and extreme weather conditions</li> </ul>	<ul style="list-style-type: none"> <li>Insufficient funding in combating climate change;</li> <li>Lack of proper policies;</li> <li>Poor enforcement and low political goodwill;</li> <li>Poor sensitization</li> </ul>	<ul style="list-style-type: none"> <li>Partnerships</li> <li>Political goodwill</li> <li>Green energy</li> </ul>
<b>Improper and unsustainable use of existing tourist infrastructure</b>	<ul style="list-style-type: none"> <li>Lack of proper policies</li> </ul>	<ul style="list-style-type: none"> <li>Lack of proper policies</li> </ul>	<ul style="list-style-type: none"> <li>Existing infrastructure</li> </ul>
<b>Lack of good will from relevant stakeholders</b>	<ul style="list-style-type: none"> <li>Lack of awareness by locals on benefits of embracing tourism projects;</li> <li>Improper engagement between government agencies</li> </ul>	<ul style="list-style-type: none"> <li>Limited civic education;</li> <li>Conflict of interest</li> </ul>	<ul style="list-style-type: none"> <li>Involving the locals as per the 2010 constitution in tourism development projects planning committees;</li> <li>Formation of Tourism Associations involving relevant stakeholders to</li> <li>Promote synergy between the key industry players.</li> </ul>
<b>Lack of coordination between relevant stakeholders in the management of liquor activities</b>	<ul style="list-style-type: none"> <li>Conflict of interest;</li> <li>Limited of technical knowhow</li> </ul>	<ul style="list-style-type: none"> <li>Conflict of interest;</li> <li>Lack of technical knowhow</li> </ul>	<ul style="list-style-type: none"> <li>Existing legislation;</li> <li>Existing structures on management of liquor activities.</li> </ul>
<b>Alcohol and drug abuse</b>	<ul style="list-style-type: none"> <li>low enforcement rate</li> </ul>	<ul style="list-style-type: none"> <li>Low enforcement rate</li> </ul>	<ul style="list-style-type: none"> <li>Existing government enforcement agencies</li> </ul>
	<ul style="list-style-type: none"> <li>Uncontrolled manufacture, distribution, sale and consumption of alcohol</li> </ul>	<ul style="list-style-type: none"> <li>Low enforcement of liquor activities</li> </ul>	<ul style="list-style-type: none"> <li>Existing government enforcement agencies</li> </ul>
<b>Cultural</b>			
<b>Kamba cultural practices are becoming extinct</b>	<ul style="list-style-type: none"> <li>Urbanization</li> <li>Goodwill</li> </ul>	<ul style="list-style-type: none"> <li>Urbanization has brought western influence;</li> <li>Political Goodwill;</li> </ul>	<ul style="list-style-type: none"> <li>Cultural centers, Museums cultural festivals;</li> <li>Stakeholders' involvement</li> </ul>
<b>Insufficient infrastructure</b>	<ul style="list-style-type: none"> <li>Funding</li> <li>Land</li> </ul>	<ul style="list-style-type: none"> <li>Insufficient Funding</li> <li>Insufficient public</li> </ul>	<ul style="list-style-type: none"> <li>Public private partnership</li> <li>Community partnerships to donate land</li> </ul>

<b>Development Issue</b>	<b>Cause(s)</b>	<b>Constraint(s)*</b>	<b>Opportunities**</b>
<b>(cultural center)</b>		land to construct infrastructure	
<b>Lack of cultural policy for all cultural practitioners</b>	<ul style="list-style-type: none"> <li>• Funding;</li> <li>• Goodwill</li> </ul>	<ul style="list-style-type: none"> <li>• Insufficient funding</li> <li>• Political Goodwill</li> </ul>	<ul style="list-style-type: none"> <li>• Public private partnership;</li> <li>• Proper budgeting;</li> <li>• Stakeholders involvement</li> </ul>
<b>Inadequate cultural exchange program</b>	<ul style="list-style-type: none"> <li>• Funding;</li> <li>• Festivals</li> </ul>	<ul style="list-style-type: none"> <li>• Lack of funding;</li> <li>• Lack of festivals</li> </ul>	<ul style="list-style-type: none"> <li>• Public private partnership;</li> <li>• Proper budgeting;</li> <li>• Creation of festivals both for staff and public</li> </ul>
<b>Machawood</b>			
<b>Lack of filming equipment</b>	<ul style="list-style-type: none"> <li>• Funding</li> </ul>	<ul style="list-style-type: none"> <li>• Lack of funding</li> </ul>	<ul style="list-style-type: none"> <li>• Creative visual and audio content promotion Machakos county</li> </ul>
<b>Insufficient infrastructure amphitheater</b>	<ul style="list-style-type: none"> <li>• Funding</li> </ul>	<ul style="list-style-type: none"> <li>• Insufficient of funding</li> </ul>	<ul style="list-style-type: none"> <li>• Public private partnership</li> </ul>
<b>Need of recording studios (visual and audio)</b>	<ul style="list-style-type: none"> <li>• Funding</li> </ul>	<ul style="list-style-type: none"> <li>• Insufficient funding</li> </ul>	<ul style="list-style-type: none"> <li>• Proper budgeting</li> <li>• Public Private partnerships</li> </ul>
<b>Festivals</b>	<ul style="list-style-type: none"> <li>• Funding</li> </ul>	<ul style="list-style-type: none"> <li>• Insufficient funding</li> </ul>	<ul style="list-style-type: none"> <li>• Proper budgeting;</li> <li>• Public private partnership</li> </ul>
<b>Lack of proper guidelines to govern the creative arts sector</b>	<ul style="list-style-type: none"> <li>• Funding</li> <li>• Stakeholder partnership</li> </ul>	<ul style="list-style-type: none"> <li>• Insufficient funding;</li> <li>• Lack of stakeholder partnership</li> </ul>	<ul style="list-style-type: none"> <li>• Policy;</li> <li>• Proper budgeting</li> </ul>
<b>Directorate of County Image</b>			
<b>Inadequate capacity in terms of staff</b>	<ul style="list-style-type: none"> <li>• Inadequate funding</li> </ul>	<ul style="list-style-type: none"> <li>• Not enough workers to do the job</li> </ul>	<ul style="list-style-type: none"> <li>• Budget allocation for hiring</li> </ul>
<b>Inadequate supply of tools and equipment</b>	<ul style="list-style-type: none"> <li>• Inadequate funding</li> </ul>	<ul style="list-style-type: none"> <li>• Lack of funding and tools getting lost and broken easily due to poor storage</li> </ul>	<ul style="list-style-type: none"> <li>• Budget allocation</li> </ul>
<b>Inadequate water supply for maintenance of Plants</b>	<ul style="list-style-type: none"> <li>• Inadequate funds</li> </ul>	<ul style="list-style-type: none"> <li>• Drought;</li> <li>• Low number of water bowsers</li> </ul>	<ul style="list-style-type: none"> <li>• Availability of water bowsers</li> </ul>
<b>Approval delays from relevant Authorities e.g., KeNHA</b>	<ul style="list-style-type: none"> <li>• Lack of cooperation and inadequate funding</li> </ul>	<ul style="list-style-type: none"> <li>• Delays in implementation of the projects</li> </ul>	<ul style="list-style-type: none"> <li>• Good will from relevant stake holders</li> </ul>
<b>Liquor</b>			
<b>Lack of coordination between relevant stakeholders</b>	<ul style="list-style-type: none"> <li>• Conflict of interest</li> <li>• Limited technical knowhow</li> </ul>	<ul style="list-style-type: none"> <li>• Conflict of interest</li> <li>• Lack of technical know how</li> </ul>	<ul style="list-style-type: none"> <li>• Existing legislation</li> <li>• Existing structures on management of liquor activities</li> </ul>
<b>Alcohol and drug abuse</b>	<ul style="list-style-type: none"> <li>• Low enforcement rate</li> </ul>	<ul style="list-style-type: none"> <li>• Low enforcement rate</li> </ul>	<ul style="list-style-type: none"> <li>• Existing government enforcement agencies</li> </ul>
	<ul style="list-style-type: none"> <li>• Uncontrolled manufacture,</li> </ul>	<ul style="list-style-type: none"> <li>• Low enforcement rate</li> </ul>	<ul style="list-style-type: none"> <li>• Existing government enforcement agencies</li> </ul>

Development Issue	Cause(s)	Constraint(s)*	Opportunities**
	distribution, sale and consumption of alcohol		

### 2.8.3 Education, Youth, Sports and Social Welfare Sector Development Issues

	Cause(s)	Constraint(s)*	Opportunities**
<b>ECDE</b>			
<b>Inadequate ECDE infrastructure Inadequate disability friendly ECDE centers established</b>	<ul style="list-style-type: none"> <li>• Increase in population/ high enrolment rate;</li> <li>• Improper placement of learners with special needs</li> </ul>	<ul style="list-style-type: none"> <li>• Budget and insufficient cash flow hence affects the timelines of project implementation</li> </ul>	<ul style="list-style-type: none"> <li>• Public Private partnership</li> <li>• Adequate Budget allocation</li> <li>• Stakeholder involvement</li> </ul>
<b>Inadequate ECDE Caregivers with CBC and special/inclusive education knowledge</b>	<ul style="list-style-type: none"> <li>• Low qualified ECDE with Competence Based curriculum (CBC) teachers &amp; inclusive Knowledge</li> </ul>	<ul style="list-style-type: none"> <li>• Minimal qualified personnel</li> <li>• Low succession management crisis is also looming due to aging staff where most have attained retirement age.</li> </ul>	<ul style="list-style-type: none"> <li>• Promote implementation of stronger labour market interventions and policy reforms that drive employment creation</li> <li>• Public Private partnership for expertise training</li> </ul>
<b>Low enrollment rate in ECDE centers</b>	<ul style="list-style-type: none"> <li>• Poverty;</li> <li>• Inadequate Infrastructure;</li> <li>• Information gap;</li> </ul>	<ul style="list-style-type: none"> <li>• Parents Economically challenged;</li> <li>• Insufficient resources like infrastructure;</li> <li>• Insufficient capacity building</li> </ul>	<ul style="list-style-type: none"> <li>• Public Private partnership</li> <li>• Feeding Program</li> <li>• Provision of Modern and assorted psycho-motor material</li> <li>• Provision of Day care</li> <li>• Stake holder involvement</li> </ul>
<b>Low retention rate of learners in schools</b>	<ul style="list-style-type: none"> <li>• Poverty;</li> <li>• Teacher – learner ratio</li> <li>• Infrastructure</li> </ul>	<ul style="list-style-type: none"> <li>• Parents Economically challenged;</li> <li>• Timely and effective planning to employ more teachers and replacement of those who have left through natural attrition (retire, death and relocation)</li> <li>• Classes not enough and some too far</li> </ul>	<ul style="list-style-type: none"> <li>• Feeding Program;</li> <li>• More budget for employment of more teachers;</li> <li>• Public private partnership</li> </ul>
<b>Expensive education system- Basic Education &amp; Competence Based Curriculum (CBC)</b>	<ul style="list-style-type: none"> <li>• New Education system in the country hence cross cutting issue of personnel, infrastructure, teaching &amp; leaning materials</li> </ul>	<ul style="list-style-type: none"> <li>• Insufficient resources ( teaching &amp; learning resources, infrastructure and personnel)</li> </ul>	<ul style="list-style-type: none"> <li>• Public private partnership</li> <li>• Bursaries allocation</li> </ul>



	Cause(s)	Constraint(s)*	Opportunities**
	etc		
<b>Policy Implementation</b>	<ul style="list-style-type: none"> <li>• Low Resource mobilization</li> <li>• Goodwill</li> </ul>	<ul style="list-style-type: none"> <li>• Insufficient resources</li> <li>• Political Goodwill</li> </ul>	<ul style="list-style-type: none"> <li>• Public private partnership</li> <li>• Stakeholders involvement</li> </ul>
<b>Insecurity</b>	<ul style="list-style-type: none"> <li>• No proper Fence/perimeter wall &amp; guards</li> </ul>	<ul style="list-style-type: none"> <li>• Insufficient resources</li> </ul>	<ul style="list-style-type: none"> <li>• Public private partnership</li> <li>• Fencing</li> <li>• Provision of professional security</li> <li>• Disaster management</li> </ul>
<b>VTC</b>			
<b>Inadequate VTC Trainers</b>	<ul style="list-style-type: none"> <li>• Inadequate Financial support</li> <li>• Goodwill</li> </ul>	<ul style="list-style-type: none"> <li>• Insufficient resources</li> <li>• Political Goodwill</li> </ul>	<ul style="list-style-type: none"> <li>• Public private partnership</li> <li>• Stake holder involvement</li> </ul>
<b>Inadequate VTC infrastructure</b>	<ul style="list-style-type: none"> <li>• Inadequate Financial support</li> <li>• Goodwill</li> </ul>	<ul style="list-style-type: none"> <li>• Insufficient resources</li> <li>• Political goodwill</li> </ul>	<ul style="list-style-type: none"> <li>• Public private partnership</li> <li>• Budget allocation</li> <li>• Stakeholders involvement</li> </ul>
<b>Insufficient instructional /psycho motor materials</b>	<ul style="list-style-type: none"> <li>• Goodwill</li> </ul>	<ul style="list-style-type: none"> <li>• Insufficient resources</li> <li>• Political good will</li> </ul>	<ul style="list-style-type: none"> <li>• Public private partnership</li> <li>• Budget allocation</li> <li>• Stakeholder involvement</li> </ul>
<b>Inadequate training machine and equipment</b>	<ul style="list-style-type: none"> <li>• Low Resource mobilization from from within and without to purchase training equipment</li> <li>• Goodwill</li> </ul>	<ul style="list-style-type: none"> <li>• High cost (Expensive)</li> <li>• Political goodwill</li> </ul>	<ul style="list-style-type: none"> <li>• Public private partnership</li> <li>• Budget allocation</li> <li>• Stakeholder involvement</li> </ul>
<b>Lack of Policy implementation of CBET</b>	<ul style="list-style-type: none"> <li>• Inadequate Financial support</li> <li>• Goodwill</li> </ul>	<ul style="list-style-type: none"> <li>• Insufficient resources</li> <li>• Political Goodwill</li> </ul>	<ul style="list-style-type: none"> <li>• Public private partnership</li> <li>• Budgets</li> <li>• Stake holder involvement</li> </ul>
<b>Lack of quality, modern training</b>	<ul style="list-style-type: none"> <li>• Inadequate Financial support</li> <li>• Information gaps</li> </ul>	<ul style="list-style-type: none"> <li>• Insufficient training's, bench marking, workshops etc</li> </ul>	<ul style="list-style-type: none"> <li>• Public private partnership</li> <li>• Proper budgeting</li> <li>• Stake holder involvement</li> </ul>
<b>Low enrollment and retention</b>	<ul style="list-style-type: none"> <li>• Poverty</li> <li>• Information gaps</li> </ul>	<ul style="list-style-type: none"> <li>• Lack of fees</li> <li>• Insufficient capacity building</li> </ul>	<ul style="list-style-type: none"> <li>• Public private partnership</li> <li>• Stake holder involvement</li> </ul>
<b>Low uptake of the CBET program</b>	<ul style="list-style-type: none"> <li>• Information gaps</li> <li>• Inadequate Funding</li> </ul>	<ul style="list-style-type: none"> <li>• insufficient capacity building</li> <li>• Insufficient resources</li> </ul>	<ul style="list-style-type: none"> <li>• Stake holder involvement</li> <li>• Public private partnership</li> </ul>
<b>Youth</b>	•	•	•
<b>Inadequate youth centers</b>	<ul style="list-style-type: none"> <li>• Inadequate Funding</li> </ul>	<ul style="list-style-type: none"> <li>• Insufficient resources</li> </ul>	<ul style="list-style-type: none"> <li>• Public private partnership</li> <li>• Budget allocation</li> </ul>
<b>Insufficient entrepreneurship opportunities</b>	<ul style="list-style-type: none"> <li>• Inadequate Funding</li> </ul>	<ul style="list-style-type: none"> <li>• Insufficient resources</li> </ul>	<ul style="list-style-type: none"> <li>• Public private partnership</li> <li>• Budget allocation</li> <li>• Access to affirmative funding</li> </ul>
<b>Untapped talents among the youth</b>	<ul style="list-style-type: none"> <li>• Inadequate Funding</li> <li>• information gaps</li> <li>• Talent academies</li> </ul>	<ul style="list-style-type: none"> <li>• Insufficient resources</li> <li>• insufficient capacity building</li> <li>• Lack of talent academies</li> </ul>	<ul style="list-style-type: none"> <li>• Public private partnership</li> <li>• Budget allocation</li> <li>• Stake holder involvement</li> <li>• Public private partnership</li> </ul>
<b>Youth unemployment</b>	<ul style="list-style-type: none"> <li>• Career mismatch</li> <li>• Insufficient Job opportunities</li> </ul>	<ul style="list-style-type: none"> <li>• Lack of relevant skills to available job opportunity connection</li> <li>• No job opportunities</li> </ul>	<ul style="list-style-type: none"> <li>• Public private partnership</li> <li>• Stake holder involvement</li> </ul>
<b>Legislation for youth</b>	<ul style="list-style-type: none"> <li>• Inadequate</li> </ul>	<ul style="list-style-type: none"> <li>• Insufficient resources</li> </ul>	<ul style="list-style-type: none"> <li>• Public private partnership</li> </ul>

	<b>Cause(s)</b>	<b>Constraint(s)*</b>	<b>Opportunities**</b>
<b>empowerment Activities</b>	<ul style="list-style-type: none"> <li>Funding</li> <li>Goodwill</li> </ul>		<ul style="list-style-type: none"> <li>Stake holder involvement</li> <li>Political Goodwill</li> </ul>
<b>Youth development programs</b>	<ul style="list-style-type: none"> <li>Inadequate Funding</li> </ul>	<ul style="list-style-type: none"> <li>Insufficient resources</li> </ul>	<ul style="list-style-type: none"> <li>Public private partnership</li> </ul>
<b>Health issues (Mental Health, HIV/AIDS)</b>	<ul style="list-style-type: none"> <li>Information gaps</li> <li>Poverty</li> <li>Social media</li> </ul>	<ul style="list-style-type: none"> <li>Insufficient training and sensitization</li> <li>Low income</li> <li>Social media influence</li> </ul>	<ul style="list-style-type: none"> <li>Public private partnership</li> <li>Stakeholder involvement</li> <li>Access to affirmative funding</li> <li>Sensitization on social media</li> </ul>
<b>Drugs and substance abuse.</b>	<ul style="list-style-type: none"> <li>Influence</li> </ul>	<ul style="list-style-type: none"> <li>Peer pressure and current lifestyle</li> </ul>	<ul style="list-style-type: none"> <li>Public private partnership</li> <li>Capacity building</li> </ul>
<b>Gender and social welfare</b>			
<b>Low economic empowerment and capacity building of women</b>	<ul style="list-style-type: none"> <li>Inadequate Funding</li> <li>Information gaps</li> <li>Insufficient Sensitization</li> </ul>	<ul style="list-style-type: none"> <li>Insufficient of resources</li> <li>Insufficient capacity building</li> </ul>	<ul style="list-style-type: none"> <li>Public private partnership</li> <li>Affirmative funds</li> <li>Proper budgeting</li> <li>Stake holder involvement</li> </ul>
<b>Low economic empowerment and capacity building of PWDs Need of mainstreaming PWDs across all areas of work Need for Policies, Regulations and Guidelines on PWDs</b>	<ul style="list-style-type: none"> <li>Insufficient Funding</li> <li>Information gaps</li> <li>Sensitization</li> </ul>	<ul style="list-style-type: none"> <li>Insufficient resources</li> <li>Inadequate capacity building</li> <li>Gaps development and Implementation of the relevant policies, Regulations and Guidelines.</li> </ul>	<ul style="list-style-type: none"> <li>Public private partnership</li> <li>Affirmative funds</li> <li>Proper budgeting</li> <li>Stake holder involvement</li> </ul>
<b>Need for prevention and response to gender based violence Need of mainstreaming gender equality across all areas of work</b>	<ul style="list-style-type: none"> <li>Inadequate Funding</li> <li>Poverty</li> <li>Insufficient Sensitization</li> <li>Information gaps</li> </ul>	<ul style="list-style-type: none"> <li>Insufficient resources</li> <li>Low income leads to GBV</li> <li>Inadequate capacity building</li> <li>Insufficient capacity building</li> </ul>	<ul style="list-style-type: none"> <li>Public private partnership</li> <li>proper budgeting</li> <li>connection to affirmative funds</li> <li>Stake holder involvement</li> </ul>
<b>Inadequate care and protection of Orphans and vulnerable children (OVCs) Need for Policies, regulations and guidelines on OVCs</b>	<ul style="list-style-type: none"> <li>Information gaps</li> <li>Inadequate Funding</li> </ul>	<ul style="list-style-type: none"> <li>Inadequate capacity building</li> <li>Insufficient resources</li> <li>Gaps in development and Implementation of the relevant policies, Regulations and Guidelines.</li> </ul>	<ul style="list-style-type: none"> <li>Stake holder involvement</li> <li>Public private partnership</li> </ul>
<b>Inadequate care and protection for the elderly persons Need for Policies, regulations and guidelines for the elderly persons</b>	<ul style="list-style-type: none"> <li>Inadequate Funding</li> <li>Information gaps</li> </ul>	<ul style="list-style-type: none"> <li>Insufficient resources</li> <li>Insufficient Capacity building</li> <li>Gaps in development and Implementation of the relevant policies, Regulations and Guidelines.</li> </ul>	<ul style="list-style-type: none"> <li>Public Private partnership</li> <li>Proper budgeting</li> <li>Stake holder involvement</li> </ul>
<b>Need of mainstreaming gender equality across all areas of work</b>	<ul style="list-style-type: none"> <li>Information gaps</li> </ul>	<ul style="list-style-type: none"> <li>Inadequate Capacity building</li> </ul>	<ul style="list-style-type: none"> <li>Stake holder involvement</li> </ul>
<b>Sports</b>			

	<b>Cause(s)</b>	<b>Constraint(s)*</b>	<b>Opportunities**</b>
<b>Inadequate sporting infrastructure for all sports disciplines</b>	<ul style="list-style-type: none"> <li>• Inadequate Funding</li> <li>• Limited Land</li> </ul>	<ul style="list-style-type: none"> <li>• Insufficient resources</li> <li>• Insufficient public land to construct infrastructure</li> </ul>	<ul style="list-style-type: none"> <li>• Public private partnership</li> <li>• Proper budgeting</li> <li>• community partnership to donate land</li> </ul>
<b>Marketing of sports facilities to increase traffic to the sports facilities.</b>	<ul style="list-style-type: none"> <li>• Inadequate Funding</li> </ul>	<ul style="list-style-type: none"> <li>• Insufficient resources</li> </ul>	<ul style="list-style-type: none"> <li>• Public private partnership</li> <li>• proper budgeting</li> </ul>
<b>Sport Policy formulation and implementation</b>	<ul style="list-style-type: none"> <li>• Inadequate Funding</li> <li>• Goodwill</li> </ul>	<ul style="list-style-type: none"> <li>• Insufficient resources</li> <li>• Political Goodwill</li> </ul>	<ul style="list-style-type: none"> <li>• Public private partnership</li> <li>• Proper budgeting</li> <li>• Stake holder involvement</li> </ul>
<b>Untapped talent</b>	<ul style="list-style-type: none"> <li>• Inadequate Funding</li> <li>• Exposure</li> </ul>	<ul style="list-style-type: none"> <li>• Insufficient resources</li> <li>• Inadequate exposure and linkages</li> </ul>	<ul style="list-style-type: none"> <li>• Public private partnership</li> <li>• Stake holder involvement</li> </ul>
<b>Capacity gaps in training</b>	<ul style="list-style-type: none"> <li>• budgets</li> </ul>	<ul style="list-style-type: none"> <li>• Insufficient budget</li> </ul>	<ul style="list-style-type: none"> <li>• Public private partnership</li> <li>• Proper budgeting</li> </ul>
<b>Inadequate basic sports equipment.</b>	<ul style="list-style-type: none"> <li>• Inadequate Funding</li> </ul>	<ul style="list-style-type: none"> <li>• Insufficient resources</li> </ul>	<ul style="list-style-type: none"> <li>• Public private partnership</li> <li>• Proper budgeting</li> </ul>
<b>Equal Promotion and support of all sports discipline</b>	<ul style="list-style-type: none"> <li>• Inadequate Funding</li> <li>• Goodwill</li> <li>• Information gaps</li> </ul>	<ul style="list-style-type: none"> <li>• Insufficient resources</li> <li>• Political Goodwill</li> <li>• Inadequate capacity building</li> </ul>	<ul style="list-style-type: none"> <li>• Public private partnership</li> <li>• Stake holder involvement</li> </ul>

## 2.8.4 Energy, Infrastructure and ICT Sector Development Issues

Development Issue	Cause(s)	Constraint(s)*	Opportunities**
<b>Energy</b>			
<b>Limited access to Clean energy technologies</b>	<ul style="list-style-type: none"> <li>Lack of set policies and Public awareness.</li> </ul>	<ul style="list-style-type: none"> <li>Lack of reliable knowledge about the technology</li> </ul>	<ul style="list-style-type: none"> <li>Availability of Renewable energy resources eg. Solar, wind, bio mass and small hydro.</li> </ul>
<b>Insecurity</b>	<ul style="list-style-type: none"> <li>High rates of unemployment</li> <li>Poverty</li> <li>Inadequate policing</li> </ul>	<ul style="list-style-type: none"> <li>Inadequate budget to implement street lighting programs</li> </ul>	<ul style="list-style-type: none"> <li>Behavior change</li> <li>Community Policing</li> <li>Street lighting technologies</li> </ul>
<b>Vandalism and theft</b>	<ul style="list-style-type: none"> <li>Inadequate anti-vandalism measures.</li> <li>Lack of Public involvement</li> </ul>	<ul style="list-style-type: none"> <li>Lack of enforcing policies/measures.</li> </ul>	<ul style="list-style-type: none"> <li>Installed CCTVs Cameras</li> <li>Community Policing</li> </ul>
<b>Lack of expertise in Renewable energy</b>	<ul style="list-style-type: none"> <li>Lack of inclusion of Renewable energy courses in school programs</li> </ul>	<ul style="list-style-type: none"> <li>Lack Capacity building for Renewable energy.</li> </ul>	<ul style="list-style-type: none"> <li>Intergovernmental capacity building programs.</li> <li>Government Subsidies e.g solar</li> <li>-Mainstreaming renewable energy course in our tvets/ colleges</li> </ul>
<b>High Electricity cost</b>	<ul style="list-style-type: none"> <li>Monopoly in electricity production and distribution</li> </ul>	<ul style="list-style-type: none"> <li>-High Generation costs</li> <li>- High connection fees.</li> </ul>	<ul style="list-style-type: none"> <li>Adopting use of Renewable energy technologies and Energy saving technologies.</li> </ul>
<b>High upfront capital cost for plant equipment/ High Maintenance cost</b>	<ul style="list-style-type: none"> <li>Lack of Government subsidies</li> <li>High tariffs and taxes</li> </ul>	<ul style="list-style-type: none"> <li>Inadequate budget allocations</li> </ul>	<ul style="list-style-type: none"> <li>PPPs</li> <li>- Government grants</li> </ul>
<b>Inadequate policies to regulate the sector.</b>	<ul style="list-style-type: none"> <li>Lack of policies;</li> <li>Cost and risks involved in data collection;</li> <li>Lack of clear outlined fundable programs that support a policy</li> </ul>	<ul style="list-style-type: none"> <li>Difficult in implementing the policy;</li> <li>Lack of collaboration by all sectors in policy making;</li> <li>lack of post support needed to implement a policy</li> </ul>	<ul style="list-style-type: none"> <li>Draft clean energy policy</li> <li>Existing policy gaps</li> </ul>
<b>ICT</b>			
<b>Inadequate Legislation for use of ICT within the county</b>	<ul style="list-style-type: none"> <li>Lack legal and institutional frameworks</li> </ul>	<ul style="list-style-type: none"> <li>Difficulties in implementation of the existing policies and plans</li> </ul>	<ul style="list-style-type: none"> <li>ICT policy available</li> </ul>
<b>Change of ICT technology</b>	<ul style="list-style-type: none"> <li>Need for integration of new technology to the ICT department</li> </ul>	<ul style="list-style-type: none"> <li>Inadequate funding</li> </ul>	<ul style="list-style-type: none"> <li>Availability of government institutions for training</li> </ul>
<b>Up-to date ICT infrastructure e.g. Internet connectivity</b>	<ul style="list-style-type: none"> <li>Inadequate of funding</li> </ul>	<ul style="list-style-type: none"> <li>High cost of acquiring and maintaining ICT equipment</li> </ul>	<ul style="list-style-type: none"> <li>Collaborating with willing stakeholders</li> <li>Availability of new technology</li> </ul>
<b>Low supply of affordable and uninterrupted power</b>	<ul style="list-style-type: none"> <li>Unstable connectivity</li> </ul>	<ul style="list-style-type: none"> <li>Inaccessibility access to the national grid</li> </ul>	<ul style="list-style-type: none"> <li>Use of green ICT</li> </ul>
<b>Inadequate funding</b>	<ul style="list-style-type: none"> <li>Late disbursement of funds</li> </ul>	<ul style="list-style-type: none"> <li>Lack of alternative funding to the department</li> </ul>	<ul style="list-style-type: none"> <li>Collaborating with donors, NGO's &amp; government agencies</li> </ul>

<b>Development Issue</b>	<b>Cause(s)</b>	<b>Constraint(s)*</b>	<b>Opportunities**</b>
<b>Low uptake of communication tools</b>	<ul style="list-style-type: none"> <li>Limited capacity building</li> </ul>	<ul style="list-style-type: none"> <li>Inadequate funding for capacity building</li> </ul>	<ul style="list-style-type: none"> <li>Availability of donor funded trainings</li> <li>Sharing of resources</li> </ul>
<b>Capacity building , mentorship &amp; innovation programs</b>	<ul style="list-style-type: none"> <li>Inadequate infrastructure &amp;</li> </ul>	<ul style="list-style-type: none"> <li>Inadequate funding</li> </ul>	<ul style="list-style-type: none"> <li>Availability of online trainings</li> <li>Collaborating with willing donors</li> </ul>
<b>PWD's friendly government systems &amp; programs</b>	<ul style="list-style-type: none"> <li>Lack of awareness</li> </ul>	<ul style="list-style-type: none"> <li>High cost of acquiring PWD's equipment's</li> </ul>	<ul style="list-style-type: none"> <li>Availability of policies &amp; guidelines</li> </ul>
<b>Transport &amp; Roads</b>			
<b>Inadequate Road Infrastructure facilities</b>	<ul style="list-style-type: none"> <li>Inadequate funding;</li> <li>Expanding urbanization and normal population growth</li> </ul>	<ul style="list-style-type: none"> <li>Encroachment of road reserves &amp; facilities;</li> <li>Funding;</li> <li>Land acquisition costs</li> </ul>	<ul style="list-style-type: none"> <li>Public private partnerships</li> <li>Availability of materials, labor &amp; technologies</li> </ul>
<b>Skewed development or provision of road &amp; related Road Infrastructure facilities</b>	<ul style="list-style-type: none"> <li>Unregulated</li> <li>Settlement trends leading to stretching of resources</li> </ul>	<ul style="list-style-type: none"> <li>Sparse settlement patterns</li> <li>2. Funding/budgetary inadequacies</li> </ul>	<ul style="list-style-type: none"> <li>Proximity to the capital city</li> </ul>
<b>Short lifespan of Roads &amp; related Road Infrastructure facilities</b>	<ul style="list-style-type: none"> <li>Inadequate quality control &amp; supervising of works</li> </ul>	<ul style="list-style-type: none"> <li>Failures in quality control;</li> <li>Supervision personnel inadequacies</li> </ul>	<ul style="list-style-type: none"> <li>Availability of manufacturing industry providing easy access to quality materials</li> </ul>
<b>Congested public transport bus termini</b>	<ul style="list-style-type: none"> <li>Population growth;</li> <li>Urbanization; Lack of expansion of existing facilities</li> </ul>	<ul style="list-style-type: none"> <li>Funding inadequacies;</li> <li>Land acquisition</li> </ul>	<ul style="list-style-type: none"> <li>World bank funded programmes;</li> <li>Private public partnerships</li> </ul>
<b>Unregulated &amp; Uncoordinated transport sector</b>	<ul style="list-style-type: none"> <li>Gaps in policy regulations &amp; enforcement;</li> <li>Wrong attitude/cultures entrenched in the industry</li> </ul>	<ul style="list-style-type: none"> <li>Weak enforcement; Capacity building</li> </ul>	<ul style="list-style-type: none"> <li></li> </ul>

## 2.8.5 Health Sector Development Issues

Development issue	causes	constraints	Opportunity
Sub sector Medical services			
Health products and technologies unit			
Inadequate Access to Essential Medicines, Medical Supplies, Basic Equipment, Rehabilitation Equipment	<ul style="list-style-type: none"> <li>• Insufficient budgetary allocation in HPTs.</li> <li>• Inadequate fulfillment of EMMS requests from suppliers</li> </ul>	<ul style="list-style-type: none"> <li>• Limited budget allocated for HPTs</li> <li>• Accumulated recurrent debt at KEMSA</li> <li>• Resources for HPTs not ring fenced</li> </ul>	<ul style="list-style-type: none"> <li>• Political goodwill to ensure HPT availability.</li> <li>• Departmental and county priority in ring fencing funds allocated and collected through HPTs.</li> <li>• Increasing revenue availability through insurance schemes (NHIF)</li> </ul>
Anchorage of HPT directorate in legislation.	<ul style="list-style-type: none"> <li>• Drafted county health bill not passed.</li> </ul>	<ul style="list-style-type: none"> <li>• Unresolved contentious issues with the draft bill.</li> </ul>	<ul style="list-style-type: none"> <li>• Engagement with county assembly by the CEC.</li> <li>• Willingness of development partners to support.</li> </ul>
Limited surveillance of HPT management and use at health facilities	<ul style="list-style-type: none"> <li>• No budgetary allocation for HPT surveillance activities</li> <li>• Lack of a ‘real-time’ digital HPT visibility system at the county supply chain level</li> </ul>	<ul style="list-style-type: none"> <li>• No resources availed for HPT surveillance / supervision.</li> <li>• No resources for procurement, installation and sustenance of HPT visibility system.</li> </ul>	<ul style="list-style-type: none"> <li>• Allocating at least 2% of the total HPT budget of surveillance / supervision activities.</li> <li>• Political goodwill to implement the HPT visibility system.</li> </ul>
No current and updated forecasting and quantification report for HPTs	<ul style="list-style-type: none"> <li>• Lack of skills to perform forecasting and quantification by supply chain personnel (HCWs)</li> </ul>	<ul style="list-style-type: none"> <li>• Limited resources for capacity building in FnQ.</li> <li>• No budgetary allocation for FnQ activities</li> </ul>	<ul style="list-style-type: none"> <li>• Political goodwill for evidence-based procurement of HPTs.</li> <li>• Partner and MOH support in getting accurate HPT consumption data and conducting FnQ</li> </ul>
Insufficient storage and warehousing capacity for HPTs at the 9 sub-county HQs and Health Facilities	<ul style="list-style-type: none"> <li>• Limited budget for expansion of current storage facilities.</li> <li>• Limited budget for procurement of cold chain equipment.</li> </ul>	<ul style="list-style-type: none"> <li>• Lack of resources for development.</li> <li>• Insufficient resources for procurement of cold chain equipment</li> </ul>	<ul style="list-style-type: none"> <li>• Ward development fund for infrastructure improvement.</li> <li>• Facility health management boards for advocacy.</li> <li>• Partner support in improving cold chain capacity (vaccines, etc)</li> </ul>
Insufficient pharmacies in at all Levels of healthcare	<ul style="list-style-type: none"> <li>• No development budget allocated for expansion of pharmacies</li> </ul>	<ul style="list-style-type: none"> <li>• Limited resources</li> </ul>	<ul style="list-style-type: none"> <li>• Improving in-patient and outpatient services</li> <li>• Strategic need to improve quality of care</li> </ul>
Lack optimal radiology services at Level 4 hospitals	<ul style="list-style-type: none"> <li>• No budget allocated for X-ray services</li> </ul>	<ul style="list-style-type: none"> <li>• Limited capital development budget</li> </ul>	<ul style="list-style-type: none"> <li>• Expansion of digital X-rays in 2 of the 3 main Levels 4s in 2021/2022</li> <li>• Decentralizing services from Level 5 facilities</li> </ul>
Lack of rehabilitative services at all level 4 hospitals	<ul style="list-style-type: none"> <li>• No budgetary allocation</li> </ul>	<ul style="list-style-type: none"> <li>• Limited finances</li> </ul>	<ul style="list-style-type: none"> <li>• Political goodwill</li> <li>• Passage of Machakos county disability bill.</li> </ul>
Insufficient research on HPT management and use.	<ul style="list-style-type: none"> <li>• Lack of staff capacity for conducting research.</li> <li>• No dedicated budget</li> </ul>	<ul style="list-style-type: none"> <li>• Very limited research budget.</li> </ul>	<ul style="list-style-type: none"> <li>• Partner support in evidence-based HPT management and use.</li> </ul>

Development issue	causes	constraints	Opportunity
	available for research in HPT management and use.		<ul style="list-style-type: none"> <li>Staff motivated to conduct research in HPTs</li> </ul>
Increasing burden of antimicrobial resistance (AMR).	<ul style="list-style-type: none"> <li>Limited cross-sector awareness of AMR under the 'one health' agenda.</li> <li>No budget for AMR activities (data collection, surveillance, capacity building)</li> </ul>	<ul style="list-style-type: none"> <li>Limited awareness and sensitization on the one health agenda.</li> <li>Difficulty in interdepartmental engagement (Agriculture, Environment, Health, Water)</li> </ul>	<ul style="list-style-type: none"> <li>Focal AMR person available</li> <li>County AMR secretariat set-up</li> <li>Partners available to support (FAO, MSH, USAID).</li> </ul>
Lack of a pharmaceutical waste disposal system.	<ul style="list-style-type: none"> <li>Previously not included in the development plan.</li> </ul>	<ul style="list-style-type: none"> <li>No budget allocated</li> </ul>	<ul style="list-style-type: none"> <li>Available space at Machakos L5</li> <li>Avenue for revenue generation.</li> </ul>
Sub-optimal rehabilitative service delivery	<ul style="list-style-type: none"> <li>staff shortage.</li> <li>skills gap.</li> <li>Inadequate supplies.</li> <li>Lack of modern rehabilitative equipment</li> </ul>	<ul style="list-style-type: none"> <li>unavailability of funds.</li> <li>Inadequate capacity building.</li> <li>Unestablished CBR structures within the Dept of Health</li> </ul>	<ul style="list-style-type: none"> <li>Policy framework on management.</li> <li>Tele-Medicine.</li> <li>Webinar discussions/meetings.</li> <li>Passage of Machakos county Disability bill.</li> <li>Presence of guidelines on several conditions.</li> <li>Availability of Disability rehabilitation framework.</li> </ul>
<b>Laboratory and diagnostic services unit</b>			
Inadequate laboratory reagents and consumables	<ul style="list-style-type: none"> <li>Inadequate budgetary allocation</li> <li>Poor quantification</li> </ul>	<ul style="list-style-type: none"> <li>Inadequate resources</li> </ul>	<ul style="list-style-type: none"> <li>Resource mobilization &amp; ring-fencing health finances, Political goodwill</li> </ul>
Adaptation of new diagnostic testing platforms	<ul style="list-style-type: none"> <li>Inadequate budgetary allocation</li> </ul>	<ul style="list-style-type: none"> <li>Limited financial resources</li> </ul>	<ul style="list-style-type: none"> <li>Resource mobilization on health finances, Political goodwill</li> </ul>
Calibration and validation of testing equipment's	<ul style="list-style-type: none"> <li>Inadequate budgetary allocation</li> </ul>	<ul style="list-style-type: none"> <li>Inadequate resources</li> </ul>	<ul style="list-style-type: none"> <li>Sub optimal county and partner support on new testing methodologies</li> </ul>
Inadequate laboratory equipment	<ul style="list-style-type: none"> <li>Inadequate budgetary allocation</li> </ul>	<ul style="list-style-type: none"> <li>Sub optimal allocation of resources</li> </ul>	<ul style="list-style-type: none"> <li>Lack of political good will to support procurement of state of art equipment's</li> </ul>
Inadequate laboratory staff	<ul style="list-style-type: none"> <li>Inadequate budgetary allocation</li> </ul>	<ul style="list-style-type: none"> <li>Limited resources</li> </ul>	<ul style="list-style-type: none"> <li>Political Good will</li> <li>Willingness of both level of government structure to support employment of lab staff.</li> </ul>
Renovations and constructions of existing laboratories	<ul style="list-style-type: none"> <li>Inadequate budgetary allocation</li> </ul>	<ul style="list-style-type: none"> <li>Limited resources</li> </ul>	<ul style="list-style-type: none"> <li>Limited political good will to support renovations and constructions of new laboratories</li> </ul>
Quality management support on laboratories towards accreditation.	<ul style="list-style-type: none"> <li>Limited resources</li> </ul>	<ul style="list-style-type: none"> <li>Limited resources</li> <li>Lack of</li> </ul>	<ul style="list-style-type: none"> <li>Lack of political good will to support procurement of state of art equipment's laboratory ISO certification and strengthening</li> </ul>

Development issue	causes	constraints	Opportunity
	<ul style="list-style-type: none"> <li>Inadequate skills and knowledge</li> </ul>		system for SLMTA and SLIPTA.
<b>Nursing services</b>			
Implementation of the nursing process	<ul style="list-style-type: none"> <li>Inadequate supportive supervision</li> <li>Inadequate budgetary allocation</li> </ul>	<ul style="list-style-type: none"> <li>Staff shortage</li> <li>Staff attrition.</li> <li>Limited resources</li> <li>Inadequate skills and knowledge</li> <li>Lack of development partners to support</li> </ul>	<ul style="list-style-type: none"> <li>Qualified nurses</li> <li>Political goodwill</li> </ul>
Continues medical education	<ul style="list-style-type: none"> <li>Emerging Issues</li> <li>New innovations and scientific evidence-based updates</li> <li>Frequent clinical rotations</li> <li>Inadequate supportive supervision</li> <li>Inadequate budgetary allocation</li> </ul>	<ul style="list-style-type: none"> <li>Staff shortage</li> <li>Limited resources</li> <li>Inadequate skills and knowledge</li> <li>Lack of development partners to support</li> </ul>	<ul style="list-style-type: none"> <li>Nurses willingness to learn</li> <li>Political goodwill</li> </ul>
Inadequate data for decision making	<ul style="list-style-type: none"> <li>Lack of structures to conduct data collection</li> <li>Inadequate budgetary allocation</li> </ul>	<ul style="list-style-type: none"> <li>Inadequate skills and knowledge</li> <li>Lack of development partners to support</li> </ul>	<ul style="list-style-type: none"> <li>Availability of raw data</li> <li>Political goodwill</li> </ul>
Inadequate drug and other commodities	<ul style="list-style-type: none"> <li>Inadequate budgetary allocation</li> <li>Poor quantification</li> <li>Lack of prioritization</li> <li>In the ordering of essential drugs</li> </ul>	<ul style="list-style-type: none"> <li>Limited resources</li> <li>Failure to get interested partners</li> <li>Inadequate skills and knowledge</li> <li>Lack of legal framework for reinforcing health resources</li> </ul>	<ul style="list-style-type: none"> <li>Political goodwill- Governor's support</li> <li>Attraction &amp; accommodating development partners to support</li> </ul>
Lack of awareness & support on its effectiveness	<ul style="list-style-type: none"> <li>low sensitization to the management</li> <li>Low deal</li> </ul>	<ul style="list-style-type: none"> <li>Lack of financial facilitation (total lack of budgetary allocation)</li> </ul>	<ul style="list-style-type: none"> <li>Attract interested partners</li> <li>Political good will</li> <li>Recruitment of relevant skilled specifications</li> </ul>
Undefined county management functions	<ul style="list-style-type: none"> <li>Conflicts of interest</li> <li>Lack of task commitment</li> </ul>	<ul style="list-style-type: none"> <li>Lack of mental health directorate</li> </ul>	<ul style="list-style-type: none"> <li>The support/ authority to initiate and pioneer this secretariat</li> </ul>
<b>Hospital Level services unit</b>			
FIF for the hospitals NHIF for all our services	<ul style="list-style-type: none"> <li>The Public finance management act not approve in the County Assembly</li> </ul>	<ul style="list-style-type: none"> <li>Lack of legal framework for ring-fencing health resources</li> </ul>	<ul style="list-style-type: none"> <li>Resource mobilization &amp; ring-fencing health finances, Willingness of development partners to support, Political goodwill</li> </ul>
Financing of the office of the directors, Subcounty medical officer of health & Medical Superintendent	<ul style="list-style-type: none"> <li>No County Public finance management act</li> </ul>	<ul style="list-style-type: none"> <li>Lack of legal framework for ring-fencing health resources</li> </ul>	<ul style="list-style-type: none"> <li>Resource mobilization &amp; ring-fencing health finances, Willingness of development partners to support, Political goodwill</li> </ul>
Shortage of critical	<ul style="list-style-type: none"> <li>Inadequate budgetary</li> </ul>	<ul style="list-style-type: none"> <li>Unavailability of funds</li> </ul>	<ul style="list-style-type: none"> <li>Policy framework on HR</li> </ul>



Development issue	causes	constraints	Opportunity
cadres like doctors (medical officers, dentists and medical specialities like Radiologists, Oncologists, Nephrologists, Anaesthesiologists, Emergency medicine specialists). Physiotherapists, Occupational therapists, orthopedic Technologists, cleaners, security, health records information officers, nutritionist	allocation. Staff establishment not actualized		management, Replacement of workers who have exited service, Technology transfer, Telemedicine
Funding/facilitation of the blood donation drives to collect enough blood for patients	<ul style="list-style-type: none"> <li>No budgetary allocation for the programmes, Inadequate supplies, inadequate human resource, skills gap</li> </ul>	<ul style="list-style-type: none"> <li>Unavailability of funds</li> </ul>	<ul style="list-style-type: none"> <li>Resource mobilization &amp; ring-fencing health finances, Political goodwill</li> </ul>
Funding/facilitation of programmes like the Infection, prevention and control programme, Antimicrobial Resistance,	<ul style="list-style-type: none"> <li>No budgetary allocation for the programmes, Inadequate supplies, inadequate human resource, skills gap</li> </ul>	<ul style="list-style-type: none"> <li>Unavailability of funds</li> </ul>	<ul style="list-style-type: none"> <li>Resource mobilization &amp; ring-fencing health finances, Political goodwill</li> </ul>
Funding/facilitation of trainings like the disability assessment trainings, management , financial trainings. First aid trainings: Basic life support, Advance trauma support, pediatric training, club foot management training  Emergency obstetrics training.	<ul style="list-style-type: none"> <li>No budgetary allocation for the programmes, Inadequate supplies, inadequate human resource, skills gap</li> </ul>	<ul style="list-style-type: none"> <li>Unavailability of funds</li> </ul>	<ul style="list-style-type: none"> <li>Resource mobilization &amp; ring-fencing health finances, Political goodwill</li> </ul>
Funding/facilitation to conduct quarterly Support supervision to the facilities	<ul style="list-style-type: none"> <li>No budgetary allocation for the programmes, Inadequate supplies, inadequate human resource, skills gap</li> </ul>	<ul style="list-style-type: none"> <li>Unavailability of funds</li> </ul>	<ul style="list-style-type: none"> <li>Resource mobilization &amp; ring-fencing health finances, Political goodwill</li> </ul>
Funding/facilitation of community Outreaches for screening and specialized clinics	<ul style="list-style-type: none"> <li>No budgetary allocation for the programmes, Inadequate supplies,</li> </ul>	<ul style="list-style-type: none"> <li>Unavailability of funds</li> </ul>	<ul style="list-style-type: none"> <li>Resource mobilization &amp; ring-fencing health finances, Political goodwill</li> </ul>

Development issue	causes	constraints	Opportunity
	inadequate human resource, skills gap		
Equipping of the new Machakos level 5 theater	<ul style="list-style-type: none"> <li>Inadequate budget</li> </ul>	<ul style="list-style-type: none"> <li>Limited financial resources</li> </ul>	<ul style="list-style-type: none"> <li>Resource mobilization &amp; ring-fencing health finances, Political goodwill</li> </ul>
Equipping of the new ICU Kangundo level 4 hospital	<ul style="list-style-type: none"> <li>Inadequate budget</li> </ul>	<ul style="list-style-type: none"> <li>Limited financial resources</li> </ul>	<ul style="list-style-type: none"> <li>Resource mobilization &amp; ring-fencing health finances, Political goodwill</li> </ul>
Renovation and expansion of the Machakos Level 5 & Kangundo level 4 & Matuu level 4 hospital mortuary	<ul style="list-style-type: none"> <li>Inadequate budget</li> </ul>	<ul style="list-style-type: none"> <li>Limited financial resources</li> </ul>	<ul style="list-style-type: none"> <li>Resource mobilization &amp; ring-fencing health finances, Political goodwill</li> </ul>
Building of Mwala level 4 hospital maternity ward and mortuary	<ul style="list-style-type: none"> <li>Inadequate budget</li> </ul>	<ul style="list-style-type: none"> <li>Limited financial resources</li> </ul>	<ul style="list-style-type: none"> <li>Resource mobilization &amp; ring-fencing health finances, Political goodwill</li> </ul>
Expanding of the Accident & Emergency department at Machakos level 5 hospital	<ul style="list-style-type: none"> <li>Inadequate budget</li> </ul>	<ul style="list-style-type: none"> <li>Limited financial resources</li> </ul>	<ul style="list-style-type: none"> <li>Resource mobilization &amp; ring-fencing health finances, Political goodwill</li> </ul>
Procurement of medical equipment, servicing and repair of theatre beds and light, delivery beds, ambulances	<ul style="list-style-type: none"> <li>Inadequate budget</li> </ul>	<ul style="list-style-type: none"> <li>Limited financial resources</li> </ul>	<ul style="list-style-type: none"> <li>Resource mobilization &amp; ring-fencing health finances, Political goodwill</li> </ul>
Procure a 2500 litres/min oxygen plant for Hospitals set up at Machakos level 5 hospital	<ul style="list-style-type: none"> <li>Inadequate budget</li> </ul>	<ul style="list-style-type: none"> <li>Limited financial resources</li> </ul>	<ul style="list-style-type: none"> <li>Resource mobilization &amp; ring-fencing health finances, Political goodwill</li> </ul>
Public health sub sector			
Environment unit			
<p>WASH at community level.</p> <p>WASH at health facilities (IPC).</p> <p>WASH in schools</p>	<ul style="list-style-type: none"> <li>Knowledge gap on CLTS</li> <li>Gaps in budgetary allocation</li> </ul>	<ul style="list-style-type: none"> <li>Inadequate personnel</li> <li>High Poverty levels</li> <li>Limited resources</li> </ul>	<ul style="list-style-type: none"> <li>Available trained personnel.</li> <li>Responsive community</li> <li>Partner support on resources mobilization</li> <li>Political goodwill</li> </ul>
Disease out breaks. Inadequate preparedness to health Emergencies.	<ul style="list-style-type: none"> <li>Lack of continuous monitoring of Disease</li> </ul>	<ul style="list-style-type: none"> <li>-Inadequate disaster preparedness and response</li> </ul>	<ul style="list-style-type: none"> <li>Available rapid response systems</li> </ul>
Poor Waste	<ul style="list-style-type: none"> <li></li> </ul>	<ul style="list-style-type: none"> <li>Inadequate funding</li> </ul>	<ul style="list-style-type: none"> <li>Implementation of proper waste management</li> </ul>

Development issue	causes	constraints	Opportunity
management.  Upsurge of Food hawking  Poor sanitation conditions  Lack of Climate change mitigation measures.  Building and construction.  Vector and rodent control			<ul style="list-style-type: none"> <li>Existing Public health laws</li> </ul>
Increased neglected tropical diseases	<ul style="list-style-type: none"> <li>Lack of community awareness campaigns</li> </ul>	<ul style="list-style-type: none"> <li>Inadequate funding and limited resources</li> </ul>	<ul style="list-style-type: none"> <li></li> </ul>
Food borne disease outbreaks	<ul style="list-style-type: none"> <li>Lack of continuous Food and water quality monitoring</li> </ul>	<ul style="list-style-type: none"> <li>Inadequate funding</li> <li>Inadequate hygiene measures</li> </ul>	<ul style="list-style-type: none"> <li>Proper linkage with the National public health labs</li> </ul>
Minimal or non compliance with established patient safety standards by health care providers	<ul style="list-style-type: none"> <li>Lack of awareness on the requirements of the Joint health Inspection by health (JHI) proprietors</li> <li>Lack of or delayed Joint health inspections and follow as stipulated in the JHI tool</li> </ul>	<ul style="list-style-type: none"> <li>Lack/inadequate Budgetary allocation and logistical support to carryout regular Joint Health Inspection by the (county JHI team)</li> <li>Lack of adequate facilitation to sustain the scheduled Followup inspections</li> <li>Defective/ Non functional tablets that to administer the e JHI</li> </ul>	<ul style="list-style-type: none"> <li>Trained and Gazetted County JHI Team.</li> <li>Experienced team in JHI having participated courtesy of the THS/world bank Supported exercise</li> <li>A responsive County (health) administration backed by positive good will sensitive to quality of health care and safety of patients.</li> </ul>
<b>Immunization services unit</b>			
Periodic vaccine stockouts.  Inadequate storage capacity.  Low Routine immunization coverage  Low Covid 19 coverage	<ul style="list-style-type: none"> <li>Inadequate Budgetary allocation for fuel on vaccine collection from RVS and distribution to the Sub counties</li> <li>National Switch from one to a different packaging of some vaccines</li> <li>Inadequate cold chain equipment and other commodities.</li> <li>Introduction of bulky Covid 19 multiple vaccines</li> <li>Routine Immunization defaulters</li> </ul>	<ul style="list-style-type: none"> <li>Inadequate funding</li> </ul>	<ul style="list-style-type: none"> <li>Support from partners</li> <li>National level Support</li> <li>County Government willing to support</li> <li>Willingness from partners to support</li> <li>Support from the National &amp; County Government</li> <li>Health partners</li> </ul>

Development issue	causes	constraints	Opportunity
	<ul style="list-style-type: none"> <li>• Unvaccinated children in hard-to-reach areas.</li> <li>• Shortage of HCWs contributing to immunization scheduling in the service delivery points</li> <li>• Covid 19 pandemic affecting routine immunization</li> <li>• Vaccine Hesitancy</li> <li>• Myths &amp; misconceptions.</li> <li>• Vaccine stockouts and very short expiry contributing to frequent collection of vaccines from RVS</li> </ul>		
Nutrition services unit			
Inadequate nutrition staff	<ul style="list-style-type: none"> <li>• Inadequate nutrition care and support for clients</li> <li>• Overworking of the lean staff</li> <li>• Patients going without access to services</li> <li>• Patients having to travel long distances to access the services</li> </ul>	<ul style="list-style-type: none"> <li>• Failure to prioritize and recruit nutrition staff</li> </ul>	<ul style="list-style-type: none"> <li>• Political good will</li> <li>• Availability of trained nutrition staff seeking employment</li> </ul>
Inadequate nutrition care and support	<ul style="list-style-type: none"> <li>• Insufficient nutrition products and technologies</li> </ul>	<ul style="list-style-type: none"> <li>• No budget line for nutrition commodities and products</li> </ul>	<ul style="list-style-type: none"> <li>• Formulation guidelines available for consumables</li> </ul>
	<ul style="list-style-type: none"> <li>• High burden of nutrition related conditions</li> </ul>	<ul style="list-style-type: none"> <li>• Insufficient capacity building and mentorship services</li> </ul>	<ul style="list-style-type: none"> <li>• Training guidelines available</li> </ul>
	<ul style="list-style-type: none"> <li>• Lack of school health and nutrition activities</li> </ul>	<ul style="list-style-type: none"> <li>• No funding for school health and nutrition</li> </ul>	<ul style="list-style-type: none"> <li>• Available guidelines for school meals</li> </ul>
	<ul style="list-style-type: none"> <li>• Poor patient outcome and increased average length of stay</li> </ul>	<ul style="list-style-type: none"> <li>• Inadequate enteral and parenteral nutrition commodities due to low resource allocation to support the same</li> </ul>	<ul style="list-style-type: none"> <li>• Available formulation in the market</li> </ul>
Weak reporting rates	<ul style="list-style-type: none"> <li>• Lack of laptop provisions</li> </ul>	<ul style="list-style-type: none"> <li>• Budget not funded</li> </ul>	<ul style="list-style-type: none"> <li>• Laptops available in the market</li> </ul>
Weak patient diagnosis	<ul style="list-style-type: none"> <li>• Inadequate diagnosis tools</li> </ul>	<ul style="list-style-type: none"> <li>• No body composition analyzer, less weight compo scales, inadequate baby scales</li> </ul>	<ul style="list-style-type: none"> <li>•</li> </ul>
Poorly maintained officer block-county	<ul style="list-style-type: none"> <li>• Frequent allergies due to leaking asbestos</li> </ul>	<ul style="list-style-type: none"> <li>• No budget line for renovations</li> </ul>	<ul style="list-style-type: none"> <li>• Available BQ</li> </ul>

Development issue	causes	constraints	Opportunity
	roofing		
Weak community diagnosis	<ul style="list-style-type: none"> <li>Few integrated outreaches</li> </ul>	<ul style="list-style-type: none"> <li>Inadequate budget support</li> </ul>	<ul style="list-style-type: none"> <li>Available workforce</li> </ul>
Inability to celebrate national days	<ul style="list-style-type: none"> <li>Donor depended funding for malezi bora, world breastfeeding week</li> </ul>	<ul style="list-style-type: none"> <li>Very few partners supporting nutrition activities,</li> </ul>	<ul style="list-style-type: none"> <li></li> </ul>
Weak resource mobilization and performance monitoring for nutrition activities	<ul style="list-style-type: none"> <li>No County Nutrition Action Plan (CNAP) for resource mobilization and performance targeting and tracking</li> </ul>	<ul style="list-style-type: none"> <li>Nutrition specific budget line to attract partner support missing from the county budget</li> </ul>	<ul style="list-style-type: none"> <li>Partners willing to match county nutrition support</li> </ul>
	<ul style="list-style-type: none"> <li>No research activities to inform programming</li> </ul>	<ul style="list-style-type: none"> <li>Research activities not funded (SMART surveys)</li> </ul>	<ul style="list-style-type: none"> <li></li> </ul>
Non communicable Diseases unit			
Inadequate training for health care providers to meet the demand for non-communicable diseases services through CMEs, workshops and seminars	<ul style="list-style-type: none"> <li>Inadequate budgetary allocation</li> </ul>	<ul style="list-style-type: none"> <li>Limited resources</li> <li>Inadequate skills and knowledge</li> <li>Lack of legal framework for rein fencing NCD resources</li> </ul>	<ul style="list-style-type: none"> <li>Political goodwill</li> <li>Willingness of development partners to support</li> <li>Positive altitude portrayed by our health personnel's</li> </ul>
Low levels of awareness in the community pertaining to issues of NCDs	<ul style="list-style-type: none"> <li>Very few awareness creation activities done</li> </ul>	<ul style="list-style-type: none"> <li>Limited resources</li> </ul>	<ul style="list-style-type: none"> <li>Political goodwill</li> <li>Positive altitude portrayed by health care providers</li> <li>Willingness by the community to partner with the county health department</li> </ul>
Increased number of injuries and accidents in the community	<ul style="list-style-type: none"> <li>Low levels of awareness</li> </ul>	<ul style="list-style-type: none"> <li>Failure of enforcement of traffic rules.</li> <li>Limited resources.</li> </ul>	<ul style="list-style-type: none"> <li>Traffic rules already in place.</li> <li>Majority of public and motorcycle riders' willingness to partner with the county government in order to reduce accidents.</li> </ul>
Lack of enough and functional psychosocial centres	<ul style="list-style-type: none"> <li>Inadequate budgetary allocation</li> </ul>	<ul style="list-style-type: none"> <li>Limited resources</li> </ul>	<ul style="list-style-type: none"> <li>Political goodwill</li> <li>Support from partners.</li> </ul>
Inadequate equipment's and supplies	<ul style="list-style-type: none"> <li>Inadequate budgetary allocation</li> </ul>	<ul style="list-style-type: none"> <li>Limited resources</li> </ul>	<ul style="list-style-type: none"> <li>Political goodwill.</li> <li>Willingness by private and partners to support.</li> </ul>
Inadequate targeted support supervision for NCDs	<ul style="list-style-type: none"> <li>Inadequate budgetary support</li> </ul>	<ul style="list-style-type: none"> <li>Limited resources</li> </ul>	<ul style="list-style-type: none"> <li>Willingness by political and partners to support.</li> </ul>
Tuberculosis unit			
Low uptake of active case finding in the facilities	<ul style="list-style-type: none"> <li>Inadequate documentation by HCWS</li> <li>ACF not carried out in all service delivery points</li> </ul>	<ul style="list-style-type: none"> <li>Inadequate skills and knowledge occasioned by recurrent staff turnover.</li> </ul>	<ul style="list-style-type: none"> <li>Resource mobilization by the County government</li> <li>Support of ACF by partners</li> </ul>

Development issue	causes	constraints	Opportunity
Few private facilities offering TB diagnosis and treatment	<ul style="list-style-type: none"> <li>Minimal collaboration of the public and private facilities in TB control</li> </ul>	<ul style="list-style-type: none"> <li>Inadequate resources</li> <li>Inadequate skills and knowledge</li> <li>Hosp management not much interested in TB control due nonprofit from TB Management</li> </ul>	<ul style="list-style-type: none"> <li>Resource mobilization by the County government</li> <li>Partner support on public private mix (PPM)</li> <li>National TB programme support on PPM</li> </ul>
Lost to follow up TB/HIV treatment in co- infected patients	<ul style="list-style-type: none"> <li>Clients not adequately counselled before treatment initiation.</li> <li>Patients feeling better once treatment is started then stopping the drugs</li> </ul>	<ul style="list-style-type: none"> <li>Inadequate resources for defaulter tracing</li> <li>Knowledge gap on right information to be disseminated to patients</li> </ul>	<ul style="list-style-type: none"> <li>Support by partners</li> <li>Resource mobilization by the County government</li> </ul>
Malnutrition amongst TB patients	<ul style="list-style-type: none"> <li>Occasioned by the continuous drought in the region</li> <li>Malnutrition linked to progression of TB disease</li> </ul>	<ul style="list-style-type: none"> <li>No food security</li> <li>Inadequate resources</li> </ul>	<ul style="list-style-type: none"> <li>Resource mobilization by the County government</li> <li>Partner support to supply Nutritional commodities</li> </ul>
High death rate amongst TB patients	<ul style="list-style-type: none"> <li>Late diagnosis of TB</li> <li>Malnutrition amongst the TB patients</li> </ul>	<ul style="list-style-type: none"> <li>Poor health seeking behavior occasioned by self-medication</li> <li>No nutritional supplements</li> </ul>	<ul style="list-style-type: none"> <li></li> </ul>
Stock outs of lab and drug Commodities	<ul style="list-style-type: none"> <li>Poor quantification</li> <li>Inadequate budgetary allocation</li> </ul>	<ul style="list-style-type: none"> <li>Limited resources</li> <li>Inadequate skills and knowledge</li> </ul>	<ul style="list-style-type: none"> <li>Resource mobilization by the County government</li> <li>National TB program support to supply of commodities</li> </ul>
<ul style="list-style-type: none"> <li>HIV services unit</li> </ul>			
Low HIV Identification among males and children (71% and 62% respectively)	<ul style="list-style-type: none"> <li>Fear of stigma and discrimination</li> <li>Poor Health seeking behavior of men (men a less likely to visit health care facilities on time compared to women)</li> <li>Inadequate supply of HIV self-test kits.</li> <li>HIV testing policy- Children&lt;15 years cannot give consent for an HIV test unless the parent/ guardian gives assent.</li> <li>Weak referral systems for community and interfacility referral processes.</li> </ul>	<ul style="list-style-type: none"> <li>Inadequate community sensitization to stop stigma and discrimination.</li> <li>Low budgetary allocation for HIV testing commodities.</li> <li>Strict HIV medico-legal issues</li> <li>Few facilities offering ART across the county (74 only).</li> <li>-Inadequate financial support to step up anti stigma campaigns in the community.</li> <li>-insufficient health care worker capacity building on standards of HIV care-few staff is capacity built.</li> <li>Stock out of viral load testing commodities</li> <li>.</li> <li>Lack of Point of care Viral load testing in Machakos</li> </ul>	<ul style="list-style-type: none"> <li>Civil society organizations advocating for stoppage of stigma against PLHIVs.</li> <li>County government health budget allocation of funding for HIV Program.</li> <li>Availability of HIV self-test kits for use by hard-to-reach populations.</li> <li>Adoption of innovative HTS approaches like aPNS and SNS.</li> <li>Availability of Implementing partners supporting HIV prevention, care and treatment.</li> <li>-Availability of Ushauri /mhealth platforms to enhance adherence</li> <li>Strong partners support for efficient defaulter tracing</li> </ul>

Development issue	causes	constraints	Opportunity
<p>Sub-Optimal Linkage and retention to ART services for PLHIV.</p> <p>Sub-Optimal viral load suppression among PLHIV on ART.</p>	<ul style="list-style-type: none"> <li>• Late HIV diagnosis leading to advanced HIV disease hence delay in ART initiation.</li> <li>• Fear of stigma and discrimination for being on ART.</li> <li>• non-disclosure of HIV status to significant family/community members.</li> <li>• Self-interruption to treatment due to client and facility factors.</li> <li>• Capacity gaps among HCWs on HIV management in non-partner supported sites/departments</li> <li>• -Data discordance and documentation gaps.</li> <li>• -Low viral load uptake among PLHIV hence many PLHIV lack current valid VL results.</li> <li>• Delay in treatment optimization for clients failing in treatment.</li> <li>• Inadequate adherence to treatment.</li> <li>• -Inadequate adherence counseling and ART literacy among PLHIV.</li> </ul>	<p>county.</p> <ul style="list-style-type: none"> <li>• Delay in Viral load testing and access to real time results.</li> <li>• High Stigma and discrimination index leading to interruption to treatment.</li> <li>• Negative religious beliefs leading to clients to discontinue ART.</li> <li>• Tight client work schedules leading to missed ART refill appointments</li> <li>• Lack of adequate staff (adherence counselors)</li> </ul>	<p>mechanism-phone and physical tracing</p> <ul style="list-style-type: none"> <li>• -Multi-disciplinary team approach to care.</li> <li>• Availability of health partners supporting the county with staff establishment e.g. clinicians, HTS Counselors, Adherence Counselors and peer educators.</li> <li>• Human resource transition process is in progress from partner support to county support for HIV programs. This means the county shall allocate resources to support the PLHIV Programs.</li> </ul>
<p>High mother to child transmission of HIV</p> <p>Missed opportunities to reach Pregnant &amp; Breastfeeding Adolescents</p>	<ul style="list-style-type: none"> <li>• Inadequate info on PMTCT services among mothers</li> <li>• Skills gap among health care workers</li> <li>• Inadequate supply of PMTCT related commodities</li> <li>• Missed opportunities on HIV/Syphilis testing</li> <li>• Late and Low ANC attendance</li> <li>• Low skilled deliveries</li> </ul>	<ul style="list-style-type: none"> <li>• Low ANC attendance due to poor infrastructure and lack of youth friendly services</li> <li>• Insufficient support for capacity building of health care workers</li> <li>• Late diagnosis and monitoring of HIV positive mothers thus delaying PMTCT interventions</li> <li>• Weak community strategies</li> <li>• Poor coordination between clinical and community partners</li> </ul>	<ul style="list-style-type: none"> <li>• Availability of implementing partners supporting PMTCT services</li> <li>• Use of existing structures at both facility and community level</li> <li>• Availability of IT and electronic media</li> <li>• Strengthen coordination among clinical and community partners</li> <li>• Availability of community strategy focal person and CHVs to strengthen community PMTCT</li> </ul>

Development issue	causes	constraints	Opportunity
	<ul style="list-style-type: none"> <li>• Sub optimal retention of baby mother pair</li> <li>• High Teenage pregnancies</li> <li>• Inadequate staffing</li> <li>• Lack of youth friendly services</li> <li>• Sub optimal public private partnership</li> <li>• Sub optimal Hei screening</li> </ul>	<ul style="list-style-type: none"> <li>• Poor appointment system and defaulter tracing mechanism</li> <li>• No good follow up of the mothers who interrupt treatment</li> <li>• Poor follow up and reporting of mothers who attend private facilities</li> </ul>	<ul style="list-style-type: none"> <li>• Availability of IPs who facilitate defaulter tracing and home visits</li> <li>• Availability of OVC program which support PMTCT mothers/HEI eg provision of transport</li> <li>• Availability of AYP implementing partners supporting AYPs</li> <li>• Formation of County PMTCT TWG/Task force</li> </ul>
<p>Low uptake of PrEP.</p> <p>High PrEP Defaulter incidences</p>	<ul style="list-style-type: none"> <li>• Lack of information</li> <li>• Poor Accessibility of services</li> </ul>	<ul style="list-style-type: none"> <li>• Poor coordination PP partnerships</li> <li>• Insufficient information</li> </ul>	<ul style="list-style-type: none"> <li>• Availability of partners in the private sector</li> <li>• Availability of social media</li> </ul>
<p>High incidence of Mental Illness among PLHIV</p>	<ul style="list-style-type: none"> <li>• Stigma and Discrimination</li> <li>• Drug Fatigue</li> <li>• Lack of disclosure</li> </ul>	<ul style="list-style-type: none"> <li>• Limited mental health support services</li> </ul>	<ul style="list-style-type: none"> <li>• Existing mental health department</li> <li>• Strengthen collaboration between department of mental health and implementing partners</li> </ul>
<p>High No. of OVC in need of support</p> <p>CALHIV with high VL especially 0-14 years</p> <p>Non-adherence among adolescents</p> <p>Increased SGBV cases leading to early pregnancies - many cases perpetrated by relatives and people close to the children</p>	<ul style="list-style-type: none"> <li>• Increased HIV infections amongst young people</li> <li>• Limited or late identification leading to HVL of most of the first timer- tested OVC - non - suppressed CALHIV OVC with unknown HIV status</li> <li>• Slow process of disclosure leading to late disclosure consequently poor adherence</li> <li>• High number of OVC being taken care of by elderly caregivers with limited information on drug use/adherence and limited source of income</li> </ul>	<ul style="list-style-type: none"> <li>• Weak OVC /Clinical collaboration</li> <li>• Resource constraints to address case management needs</li> <li>• Low budgetary allocation for OVC service delivery at county level</li> <li>• Low graduation rates of households and OVC from project support</li> <li>• Low % of children with birth certificates</li> </ul>	<ul style="list-style-type: none"> <li>• Meaningful youth engagement - community and facility collaborations</li> <li>• Presence of OVC program supporting all the sub-counties - enroll eligible OVC into the OVC comprehensive program</li> <li>• Available and committed case management workforce - smooth collaboration between CHVs from the Community strategies and community based Case Workers</li> <li>• Trained case Workers on case management approach at the community level</li> <li>• Enhanced involvement of Case Managers and Case Workers (CHVs) in facilities MDTs discussions on OVC with HVL</li> </ul>
<p>-High HIV infection</p>	<ul style="list-style-type: none"> <li>• Substance abuse</li> </ul>	<ul style="list-style-type: none"> <li>• Weak parenting</li> </ul>	<ul style="list-style-type: none"> <li>• Youth centers</li> </ul>



Development issue	causes	constraints	Opportunity
<p>rate among the adolescent</p> <p>-Low VL suppression</p>	<ul style="list-style-type: none"> <li>• High risk behavior for AYP.</li> <li>• peer pressure</li> <li>• Truancy</li> <li>• Harmful gender and social norms</li> <li>• limited knowledge and SRH skills</li> <li>• poor access to youth friendly services and right info</li> <li>• Poor adherence among CALHIV</li> <li>• Low VL uptake</li> <li>• Staff attitude and stigma and low self esteem</li> <li>• Late disclosure</li> </ul>	<ul style="list-style-type: none"> <li>• Negative social media influence</li> <li>• Disconnect between MOH and MOE</li> <li>• Poor coordination among partners</li> </ul>	<ul style="list-style-type: none"> <li>• MDTs</li> <li>• Available Preventive approaches - use of Evidence Based Interventions (EBI)</li> </ul>
<p>-Increased cases of adolescent/Teenage pregnancy</p> <p>-Increased number of new infections among adolescents and teenagers</p> <p>-Sub optimal reporting of GBV cases</p>	<ul style="list-style-type: none"> <li>• -Sub optimal SRH/FP for all AGYW</li> <li>• -Sub optimal screening and management for GBV</li> <li>• -Suboptimal index testing and SNS</li> <li>• -Sub optimal linkage to OVC and DREAMS</li> <li>• -Sub optimal documentation of GBV cases</li> </ul>	<ul style="list-style-type: none"> <li>• Knowledge gap on APOC among HCWs</li> <li>• Poor community engagement on adolescent and teenage pregnancy and GBV</li> <li>• Lack of proper preparedness to address cases of GBV</li> <li>• Weak linkage to referrals and other actors/sectors</li> <li>• Poor or not documenting GBV cases</li> </ul>	<ul style="list-style-type: none"> <li>• Availability of youth friendly centres in some facilities</li> <li>• Availability of youth DICE supported by Redcross</li> <li>• Formation of subcounty and county GBV TWGs</li> <li>• Capacity build HCWs and champions on OTZ</li> <li>• Scale up adherence support mechanism to include DOTs, Visual DOTs using OVC case managers</li> <li>• -Scale up OTZ plus in all sites</li> </ul>
<p>Low TB case identification at the facility level</p> <p>Low PPP sector contribution</p> <p>Low pediatric identification</p> <p>weak contact tracing and referral</p> <p>Low active case finding and low intensive case finding</p>	<ul style="list-style-type: none"> <li>• low access to diagnostic test</li> <li>• low TB screening among HIV</li> <li>• Low HIV testing among TB clients</li> <li>• low contact tracing among TB patients</li> <li>• Low case index of suspicion</li> </ul>	<ul style="list-style-type: none"> <li>• Limited resources- human resources skills and knowledge gap.</li> <li>• poor referral networks</li> </ul>	<ul style="list-style-type: none"> <li>• structures in place</li> <li>• good TB care and treatment in place</li> <li>• adequate medication</li> <li>• Availability of TPT (TB preventive therapy)</li> <li>• Goodwill from the Government to support TB</li> </ul>

Development issue	causes	constraints	Opportunity
High cases of SGBV cases	<ul style="list-style-type: none"> <li>• substance abuse</li> <li>• Harmful gender, culture and social norms</li> <li>• Mental health</li> <li>• HIV</li> <li>• Economic violence</li> <li>• Most children left under the care of elderly caregivers</li> </ul>	<ul style="list-style-type: none"> <li>• poor coordinated response among the actors in GBV</li> <li>• Retrogressive cultural practices</li> <li>• Poor school transition and retention</li> <li>• Influence by social media</li> </ul>	<ul style="list-style-type: none"> <li>• Ride on existing TWGs and referral systems</li> <li>• Availability and use of social media</li> </ul>
High HIV infection rate among Key Populations.	<ul style="list-style-type: none"> <li>• Lack of support for empowerment of KP CSOs.</li> <li>• Inadequate and inconsistent supply of commodities (Lubricants, Condoms, STI drugs, RTKs).</li> <li>• Inactive KP advocacy sub-committees for Violence prevention and response-</li> <li>• Inadequate integration of KP friendly services in MoH facilities.</li> <li>• Lack of implementing partner support for PWIDs.</li> <li>• KP data discordance</li> <li>• Lack of structured joint support supervisions for KP IPs.</li> <li>• KP programming is largely funded by IPs.</li> <li>• Inadequate focus on YKP</li> </ul>	<ul style="list-style-type: none"> <li>• -Legal position of KP activities vs human rights activism complex.</li> <li>• Inadequate budgetary allocation for KP commodity supply.</li> <li>• Inadequate capacity building of HCWs on provision of KP friendly services.</li> </ul>	<ul style="list-style-type: none"> <li>• Government support of KP HIV prevention services through supply of preventive commodities.</li> <li>• Presence of Civil Society Organizations (CSOs) lobby groups advocating for KP recognition and support.</li> </ul>
Human resource for Health			
Inadequate health workers	<ul style="list-style-type: none"> <li>• Low budget allocations for recruitment of staff</li> </ul>	<ul style="list-style-type: none"> <li>• High wage bill</li> </ul>	<ul style="list-style-type: none"> <li>• Availability of trained health workers</li> </ul>
Delay in replacement of the health workers after attrition			
Capacity building of existing health workforce	<ul style="list-style-type: none"> <li>• Inadequate budget allocation for short term and long term trainings</li> <li>• Training need assessments not done</li> </ul>	<ul style="list-style-type: none"> <li>• Low budget allocation for health department</li> </ul>	<ul style="list-style-type: none"> <li>• Trained staff to provide training to the existing health workers</li> </ul>
Lack of adequate ICT	<ul style="list-style-type: none"> <li>• No budget allocation</li> </ul>	<ul style="list-style-type: none"> <li>• Limited budget to support</li> </ul>	<ul style="list-style-type: none"> <li>• Existence of partner support on</li> </ul>

Development issue	causes	constraints	Opportunity
infrastructure and sustained HRIS	to support HRH on ICT systems	HRH outside salary	HRIS
Skewed distribution of health workforce	<ul style="list-style-type: none"> <li>• Uncoordinated management of health workforce on deployment and re-deployment</li> <li>• Workload analysis not done to inform distribution of staff</li> </ul>	<ul style="list-style-type: none"> <li>• No budget allocation to support human resource management</li> </ul>	<ul style="list-style-type: none"> <li>• Skilled staff to support human resource in the department</li> </ul>
Staff stagnation	<ul style="list-style-type: none"> <li>• Staff no promoted on time</li> <li>• Lack of official staff established</li> </ul>	<ul style="list-style-type: none"> <li>• Limited budget allocation and wage bill</li> </ul>	<ul style="list-style-type: none"> <li>• Well trained and motivated health workers</li> </ul>
Transition of donor supported health workers	<ul style="list-style-type: none"> <li>• Reduction of donor funding to support key health services</li> </ul>	<ul style="list-style-type: none"> <li>• Low funding from funders</li> <li>• Low budget allocation by the County for recruitment</li> </ul>	<ul style="list-style-type: none"> <li>• Existence of well-trained health workers at facilities</li> <li>• Continuous support from implementing partners on HRH transition process</li> <li>• Availability of transition road map for the donor supported staff</li> </ul>
Disparity on remuneration for Government and partner supported staff	<ul style="list-style-type: none"> <li>• Failure to implement donor contracted guideline through CPSB during recruitment</li> </ul>	<ul style="list-style-type: none"> <li>• Uncoordinated engagement between the department, CPSB and implementing partners</li> </ul>	<ul style="list-style-type: none"> <li>• Existence of the guideline on employment of donor supported staff</li> </ul>
Existence of lay cadres (non-traditional) health workers at health facilities e.g. mentor mothers, Counsellor e.t.c	<ul style="list-style-type: none"> <li>• Need for quality health care through supportive services</li> <li>• Lengthy process of approval of scheme of service to facilitate the existing lay cadre and absorption by the CPSB</li> </ul>	<ul style="list-style-type: none"> <li>• Lack of scheme of service for lay cadres</li> </ul>	<ul style="list-style-type: none"> <li>• Existence of trained staff</li> <li>• Partners support</li> </ul>
Adapting the national HRH policies to County context	<ul style="list-style-type: none"> <li>• No budget for supporting HRM</li> </ul>	<ul style="list-style-type: none"> <li>• Limited budget to support HRM issues</li> </ul>	<ul style="list-style-type: none"> <li>• National government policies in place</li> </ul>
Migration of health workers outside the Country	<ul style="list-style-type: none"> <li>• Lack of staff motivation</li> <li>• National government treaties and agreements</li> </ul>	<ul style="list-style-type: none"> <li>• Limited budget allocations</li> </ul>	<ul style="list-style-type: none"> <li>• Implementation of HRM policies</li> </ul>
Retention of health workforce especially specialist health workers	<ul style="list-style-type: none"> <li>• Improve staff working environment e.g. equipment's, HPTs</li> </ul>	<ul style="list-style-type: none"> <li>• Low budget allocation to support attraction and retention of skilled health workforce</li> </ul>	<ul style="list-style-type: none"> <li>• Existence of training policy</li> </ul>
Political transition after every election	<ul style="list-style-type: none"> <li>• Change of County leadership affect the HRM</li> <li>• Political disruption</li> </ul>	<ul style="list-style-type: none"> <li>• Constitutional requirement</li> </ul>	<ul style="list-style-type: none"> <li>• political good will</li> <li>• new skills injected in the service</li> </ul>

Development issue	causes	constraints	Opportunity
	after change of government		
Health workers strike	<ul style="list-style-type: none"> <li>Unfavorable working condition</li> </ul>	<ul style="list-style-type: none"> <li>Low budget allocation</li> </ul>	<ul style="list-style-type: none"> <li>Implementation of CBAs</li> <li>Structured engagement with health workers unions/chapters</li> </ul>

## 2.8.6 Lands, Environment & Natural Resources Sector Development Issues

Development Issue	Cause(s)	Constraint(s)*	Opportunities**
<b>Lands and Physical Planning Sub Sector</b>			
<b>Poor land management and development system</b>	<ul style="list-style-type: none"> <li>Change in office management</li> </ul>	<ul style="list-style-type: none"> <li>Budget constraints</li> </ul>	<ul style="list-style-type: none"> <li>Availability of skilled personnel for succession management</li> </ul>
	<ul style="list-style-type: none"> <li>Unapproved PDPs'</li> <li>Inadequate enforcement of existing plans and delayed implementation of the urban areas and cities Act</li> </ul>	<ul style="list-style-type: none"> <li>Budget constraints</li> </ul>	<ul style="list-style-type: none"> <li>Availability of good political will</li> </ul>
	<ul style="list-style-type: none"> <li>Lack of a county spatial plan</li> </ul>	<ul style="list-style-type: none"> <li>Budget constraints</li> </ul>	
	<ul style="list-style-type: none"> <li>Inadequate human resource capacity in development control especially the building enforcement</li> </ul>	<ul style="list-style-type: none"> <li>Budget constraints</li> <li>Inadequate equipment</li> </ul>	<ul style="list-style-type: none"> <li>Availability of development partners for collaboration</li> </ul>
	<ul style="list-style-type: none"> <li>Inadequate capacity in land adjudication and slow titling process (title deeds)</li> </ul>	<ul style="list-style-type: none"> <li>Budget constraints</li> </ul>	<ul style="list-style-type: none"> <li>Availability of good political will</li> </ul>
	<ul style="list-style-type: none"> <li>Slow adaptation to modern technology</li> </ul>	<ul style="list-style-type: none"> <li>Limited funding</li> </ul>	<ul style="list-style-type: none"> <li>Available partnerships and funding</li> </ul>
<b>Grabbing of public land &amp; utilities</b>	<ul style="list-style-type: none"> <li>Untitled/ unsecured land parcels,</li> </ul>	<ul style="list-style-type: none"> <li>Budget constraints</li> </ul>	<ul style="list-style-type: none"> <li>Availability of good political will</li> </ul>
	<ul style="list-style-type: none"> <li>Inadequate follow up on surrender of public land</li> </ul>	<ul style="list-style-type: none"> <li>Budget constraints</li> </ul>	<ul style="list-style-type: none"> <li>Available partnerships and funding</li> </ul>
	<ul style="list-style-type: none"> <li>Lack of a comprehensive public land database/ inventory,</li> </ul>	<ul style="list-style-type: none"> <li>Budget constraints</li> </ul>	<ul style="list-style-type: none"> <li>Availability of a consolidated land database/ inventory for adoption</li> </ul>
<b>Property conflicts and irregular land allocations</b>	<ul style="list-style-type: none"> <li>Untitled/ unsecured land parcels, Corruption</li> </ul>	<ul style="list-style-type: none"> <li>Budget constraints</li> </ul>	<ul style="list-style-type: none"> <li>Good political will</li> </ul>
<b>Limited consideration &amp; presentation of the PWD in land matters</b>	<ul style="list-style-type: none"> <li>Inadequate consultation with social welfare department and PWD satkeholders</li> </ul>	<ul style="list-style-type: none"> <li>Budget constraints</li> </ul>	<ul style="list-style-type: none"> <li>Good political will</li> <li>Availability of development partners Increased advocacy on matters PWD.</li> </ul>
<b>Inadequate land valuers' capacity</b>	<ul style="list-style-type: none"> <li>Inadequate capacity building</li> </ul>	<ul style="list-style-type: none"> <li>Budget constraints</li> </ul>	<ul style="list-style-type: none"> <li>Available partnerships and funding</li> </ul>
<b>Outdated development control instruments</b>	<ul style="list-style-type: none"> <li>Slow adaptation to modern technology</li> </ul>	<ul style="list-style-type: none"> <li>Budget constraints</li> </ul>	<ul style="list-style-type: none"> <li>Available partnerships and funding</li> </ul>
<b>Inadequate policy and legal frameworks to</b>	<ul style="list-style-type: none"> <li>Political influence</li> </ul>	<ul style="list-style-type: none"> <li>Inadequate staffing</li> </ul>	<ul style="list-style-type: none"> <li>Existence of electronic</li> </ul>

<b>Development Issue</b>	<b>Cause(s)</b>	<b>Constraint(s)*</b>	<b>Opportunities**</b>
<b>guide physical planning at the county level</b>	<ul style="list-style-type: none"> <li>• Change in office management &amp; authorities</li> </ul>	<ul style="list-style-type: none"> <li>• Inadequate training and capacity building</li> <li>• Budget constraints</li> </ul>	<ul style="list-style-type: none"> <li>• government to business (G2B) services and the electronic development application management system (EDAMS) for adoption</li> </ul>
<b>Encroachment on road reserves and irregular land allocation and uneconomical sub division of land</b>	<ul style="list-style-type: none"> <li>• Inadequate enforcement of existing laws and regulations</li> </ul>	<ul style="list-style-type: none"> <li>• Budget constraints</li> </ul>	<ul style="list-style-type: none"> <li>• Availability of existing laws</li> </ul>
<b>Housing and Urban Development Sub Sector</b>			
<b>Inadequate staff housing</b>	<ul style="list-style-type: none"> <li>• Increased staff population</li> <li>• Limited number of staff houses</li> </ul>	<ul style="list-style-type: none"> <li>• Biased allocation of staff houses</li> </ul>	<ul style="list-style-type: none"> <li>• Good political will</li> </ul>
<b>Dilapidated condition of the existing staff houses</b>	<ul style="list-style-type: none"> <li>• Insufficient budgetary allocation for maintenance of existing staff housing</li> </ul>	<ul style="list-style-type: none"> <li>• Lack of proper housing records</li> </ul>	
<b>Dilapidated support housing infrastructure</b>	<ul style="list-style-type: none"> <li>• High cost of support infrastructure</li> </ul>	<ul style="list-style-type: none"> <li>• Budget constraints</li> </ul>	<ul style="list-style-type: none"> <li>• Environmentally friendly and affordable construction material</li> </ul>
<b>Inadequate affordable/ social housing</b>	<ul style="list-style-type: none"> <li>• High cost of housing</li> </ul>	<ul style="list-style-type: none"> <li>• Budget constraints</li> </ul>	<ul style="list-style-type: none"> <li>• Ongoing affordable staff housing programmes (National govt./County govt./Partners)</li> <li>• Available waivers in housing</li> </ul>
<b>Inefficient markets operation/systems</b>	<ul style="list-style-type: none"> <li>• Rapid growing markets population</li> </ul>	<ul style="list-style-type: none"> <li>• Limited availability and access to markets</li> </ul>	<ul style="list-style-type: none"> <li>• Availability of vast land for creation of markets</li> </ul>
	<ul style="list-style-type: none"> <li>• Inadequate classification of markets</li> </ul>	<ul style="list-style-type: none"> <li>• Inadequate prioritization</li> </ul>	<ul style="list-style-type: none"> <li>•</li> </ul>
<b>Unsustainable solid waste management</b>	<ul style="list-style-type: none"> <li>• Undefined dumping sites/zones</li> </ul>	<ul style="list-style-type: none"> <li>• Inadequacy of tools &amp; equipment,</li> </ul>	<ul style="list-style-type: none"> <li>• Availability of vast land for sewer collection and handling</li> <li>• Good political will</li> </ul>
	<ul style="list-style-type: none"> <li>• Lack of designated spaces for disposal of hazardous solid waste asbestos</li> </ul>	<ul style="list-style-type: none"> <li>• Inadequate technologically up-to-date equipment</li> </ul>	
	<ul style="list-style-type: none"> <li>• Weak institutional capacity to control developments in urban areas</li> </ul>	<ul style="list-style-type: none"> <li>• Inadequate policy and legal frameworks to guide physical and urban planning</li> </ul>	<ul style="list-style-type: none"> <li>• Good political will</li> </ul>
	<ul style="list-style-type: none"> <li>• Inadequate water and sanitation infrastructure;</li> </ul>	<ul style="list-style-type: none"> <li>• Budget constraints</li> </ul>	<ul style="list-style-type: none"> <li>• Availability of development partners for collaboration</li> </ul>
<b>Unsustainable sewerage and sewer systems management</b>	<ul style="list-style-type: none"> <li>• Inadequate of public sensitization on waste handling matters</li> </ul>	<ul style="list-style-type: none"> <li>• Instances of delayed funding in solid waste management</li> </ul>	<ul style="list-style-type: none"> <li>• Suitable terrain for sewer conveyance</li> <li>• Good political will</li> <li>• Availability of development partners for collaboration</li> </ul>
<b>Inadequate street naming</b>	<ul style="list-style-type: none"> <li>• Lack of street addressing policy</li> </ul>	<ul style="list-style-type: none"> <li>• Budget constraints</li> </ul>	<ul style="list-style-type: none"> <li>• Good political will</li> </ul>
<b>Inadequate urban governance structures</b>	<ul style="list-style-type: none"> <li>• Inadequate operationalization of the cities/ towns /municipalities (some do not have town committees)</li> </ul>	<ul style="list-style-type: none"> <li>• Budget constraints</li> </ul>	<ul style="list-style-type: none"> <li>•</li> </ul>

Development Issue	Cause(s)	Constraint(s)*	Opportunities**
	<ul style="list-style-type: none"> <li>Lack of defined boundaries for towns</li> </ul>	<ul style="list-style-type: none"> <li>Budget constraints</li> </ul>	<ul style="list-style-type: none"> <li></li> </ul>
<b>Environment, Climate Change and Natural Resources</b>			
<b>industrial pollution</b>	<ul style="list-style-type: none"> <li>-effluent industrial discharge</li> <li>-heavy carbon emissions</li> <li>-heavy dust emission from quarries</li> </ul>	<ul style="list-style-type: none"> <li>inadequate equipment and monitoring gadgets</li> <li>inadequate policy frame work</li> </ul>	<ul style="list-style-type: none"> <li>Availability appropriate equipment and monitoring gadgets</li> <li>Availability of environmental policy document</li> </ul>
<b>Noise pollution</b>	<ul style="list-style-type: none"> <li>Emergency of uncontrolled development of entertainment joints, clubs and churches</li> <li>Social and cultural activities such as weddings</li> <li>Modified horns and exhaust pipes on motor bikes and vehicles</li> </ul>	<ul style="list-style-type: none"> <li>Inadequate equipment and monitoring gadgets</li> <li>Inadequate policy frame work</li> <li>Uncontrolled development</li> </ul>	<ul style="list-style-type: none"> <li>Procurement of the appropriate equipment and monitoring gadgets</li> <li>Environmental policy document</li> </ul>
<b>unsustainable mining</b>	<ul style="list-style-type: none"> <li>Rise in construction and building industry</li> <li>Unregulated mining and quarrying activities</li> </ul>	<ul style="list-style-type: none"> <li>inadequate policy frame work</li> <li>-inadequate technical capacity</li> <li>-inadequate resources</li> </ul>	<ul style="list-style-type: none"> <li>-public sensitization and awareness</li> <li>-enhanced surveillance enforcement</li> <li>-draft regulations for the sand ACT 2014</li> <li>-source for more budgetary allocation</li> <li>-enhance capacity building</li> </ul>
<b>low forest cover of 2.9%</b>	<ul style="list-style-type: none"> <li>-climate change</li> <li>-increased settlement due to rise in population leading to deforestation</li> <li>-Charcoal burning</li> <li>-overgrazing and encroachment of forest areas</li> <li>-illegal logging</li> </ul>	<ul style="list-style-type: none"> <li>-inadequate policy frame work</li> <li>-inadequate technical capacity</li> <li>-inadequate resources</li> <li>-climate change</li> <li>-rise in population</li> </ul>	<ul style="list-style-type: none"> <li>-Use of drought resistance seedlings <ul style="list-style-type: none"> <li>o timely planting of seedlings</li> </ul> </li> <li>-source for more budgetary allocation</li> <li>-signing, gazette ment and implementation the devolved forestry Transitional Implementation Plans(TIPs)</li> <li>-Implementation of County Climate Change Action Plans (CCCAPs)</li> </ul>
<b>Environmental degradation</b>	<ul style="list-style-type: none"> <li>-use of unsurveyed access roads to quarries and rivers</li> <li>-unregulated quarrying sites</li> <li>-poor farming methods leading to massive soil erosion</li> </ul>	<ul style="list-style-type: none"> <li>-increased urbanization leading to demand in construction and building materials</li> </ul>	<ul style="list-style-type: none"> <li>-public sensitization and awareness</li> <li>-operationalization of the Sand ACT 2014</li> <li>-implementation of County Environmental Action Plans (CEAPs)</li> <li>-Implementation of County Climate Change Action Plans(CCCAPs)</li> </ul>
<b>Catchment area protection</b>	<ul style="list-style-type: none"> <li>-increased settlement</li> <li>-encroachments</li> <li>-deforestation</li> <li>-grazing</li> </ul>	<ul style="list-style-type: none"> <li>-climate change</li> </ul>	<ul style="list-style-type: none"> <li>-river protection through weir and sand dam construction</li> <li>-enhanced surveillance and enforcement</li> </ul>
<b>industrial pollution</b>	<ul style="list-style-type: none"> <li>-effluent industrial discharge</li> </ul>	<ul style="list-style-type: none"> <li>-inadequate</li> </ul>	<ul style="list-style-type: none"> <li>-procurement of the</li> </ul>

<b>Development Issue</b>	<b>Cause(s)</b>	<b>Constraint(s)*</b>	<b>Opportunities**</b>
	<ul style="list-style-type: none"> <li>-heavy carbon emissions</li> <li>-heavy dust emission from quarries</li> </ul>	<p>equipment and monitoring gadgets</p> <ul style="list-style-type: none"> <li>-inadequate policy frame work</li> </ul>	<p>appropriate equipment and monitoring gadgets</p> <ul style="list-style-type: none"> <li>-environmental policy document</li> <li>-public sensitization and awareness</li> <li>-public sensitization and awareness</li> <li>-enhanced surveillance and enforcement</li> </ul>
<b>Noise pollution</b>	<ul style="list-style-type: none"> <li>-emergency of uncontrolled development of entertainment joints, clubs and churches</li> <li>-social and cultural activities such as weddings</li> <li>-modified horns and exhaust pipes on motor bikes and vehicles</li> </ul>	<ul style="list-style-type: none"> <li>-inadequate equipment and monitoring gadgets</li> <li>-inadequate policy frame work</li> <li>-uncontrolled development</li> </ul>	<ul style="list-style-type: none"> <li>-procurement of the appropriate equipment and monitoring gadgets</li> <li>-environmental policy document</li> <li>-public sensitization and awareness</li> <li>-public sensitization and awareness</li> <li>-enhanced surveillance enforcement</li> <li>-encourage use of non-motorized carriage</li> </ul>
<b>unsustainable mining</b>	<ul style="list-style-type: none"> <li>-rise in construction and building industry</li> <li>-unregulated mining and quarrying activities</li> </ul>	<ul style="list-style-type: none"> <li>-inadequate policy frame work</li> <li>-inadequate technical capacity</li> <li>-inadequate resources</li> </ul>	<ul style="list-style-type: none"> <li>-public sensitization and awareness</li> <li>-enhanced surveillance enforcement</li> <li>-draft regulations for the sand ACT 2014</li> <li>-source for more budgetary allocation</li> <li>-enhance capacity building</li> </ul>
<b>low forest cover of 2.9%</b>	<ul style="list-style-type: none"> <li>-climate change</li> <li>-increased settlement due to rise in population leading to deforestation</li> <li>-Charcoal burning</li> <li>-overgrazing and encroachment of forest areas</li> <li>-illegal logging</li> </ul>	<ul style="list-style-type: none"> <li>-inadequate policy frame work</li> <li>-inadequate technical capacity</li> <li>-inadequate resources</li> <li>-climate change</li> <li>-rise in population</li> </ul>	<ul style="list-style-type: none"> <li>-Use of drought resistance seedlings <ul style="list-style-type: none"> <li>o timely planting of seedlings</li> </ul> </li> <li>-source for more budgetary allocation</li> <li>-signing, gazette ment and implementation the devolved forestry Transitional Implementation Plans(TIPs)</li> <li>-Implementation of County Climate Change Action Plans(CCCAPs)</li> </ul>
<b>Environmental degradation</b>	<ul style="list-style-type: none"> <li>-use of unsurveyed access roads to quarries and rivers</li> <li>-unregulated quarrying sites</li> <li>-poor farming methods leading to massive soil erosion</li> </ul>	<ul style="list-style-type: none"> <li>-increased urbanization leading to demand in construction and building materials</li> </ul>	<ul style="list-style-type: none"> <li>-public sensitization and awareness</li> <li>-operationalization of the Sand ACT 2014</li> <li>-implementation of County Environmental Action Plans(CEAPs)</li> <li>-Implementation of County</li> </ul>

Development Issue	Cause(s)	Constraint(s)*	Opportunities**
			Climate Change Action Plans(CCCAPs)
<b>Catchment area protection</b>	<ul style="list-style-type: none"> <li>-increased settlement</li> <li>-encroachments</li> <li>-deforestation</li> <li>-grazing</li> </ul>	<ul style="list-style-type: none"> <li>-climate change</li> </ul>	<ul style="list-style-type: none"> <li>-river protection through weir and sand dam construction</li> <li>-enhanced surveillance and enforcement</li> </ul>

## 2.8.7 Public Administration Sector Development Issues

Development Issue	Cause(s)	Constraint(s)	Opportunities
<b>Office of the Governor</b>			
<b>Weak collaboration and partnership with national government agencies and other non-state actors</b>	<ul style="list-style-type: none"> <li>Poor implementation of stakeholder's engagement framework; Machakos County Development Planning and Implementation Policy</li> </ul>	<ul style="list-style-type: none"> <li>Inadequate funding to implement Machakos County development planning</li> </ul>	<ul style="list-style-type: none"> <li>Enhance the utilization of the existing stakeholder data base and policy to proper utilization of existing stakeholders' database</li> </ul>
<b>Lack of feedback mechanisms</b>	<ul style="list-style-type: none"> <li>Lack of adoption of the Development Planning and implementation policy and the complaints and feedback mechanism</li> </ul>	<ul style="list-style-type: none"> <li>Inadequate funding for the sensitization and operationalization of the development planning and implementation policy and complaints and feedback mechanism</li> </ul>	<ul style="list-style-type: none"> <li>Operationalization of Development Planning and implementation policy and complaints and feedback mechanism</li> </ul>
<b>Inadequate dissemination of public policies</b>	<ul style="list-style-type: none"> <li>Lack of public policies dissemination framework</li> </ul>	<ul style="list-style-type: none"> <li>Insufficient budgetary allocation</li> </ul>	<ul style="list-style-type: none"> <li>Development of public policies dissemination framework</li> </ul>
<b>Lack of substantive public participation</b>	<ul style="list-style-type: none"> <li>Failure to disseminate the public participation Act and the guidelines</li> </ul>	<ul style="list-style-type: none"> <li>Insufficient budgetary allocation</li> </ul>	<ul style="list-style-type: none"> <li>Operationalization of public participation Act and public participation and guidelines</li> </ul>
<b>Poor implementation of PWDs and marginalized groups in public forums</b>	<ul style="list-style-type: none"> <li>Lack of proper inclusion of PWDs and marginalized groups in public forums</li> </ul>	<ul style="list-style-type: none"> <li>Lack of proper sensitization</li> </ul>	<ul style="list-style-type: none"> <li>Strengthen collaborations with PWDs and marginalized groups</li> </ul>
<b>Lack of a harmonized data</b>	<ul style="list-style-type: none"> <li>Lack of a County data board</li> </ul>	<ul style="list-style-type: none"> <li>Lack of prioritization</li> </ul>	<ul style="list-style-type: none"> <li>Availability of needed data</li> </ul>
<b>Inefficient emergency responses</b>	<ul style="list-style-type: none"> <li>Inadequate budget provision for emergencies</li> </ul>	<ul style="list-style-type: none"> <li>Insufficient budgetary allocation</li> </ul>	<ul style="list-style-type: none"> <li>Operationalization and provision of budgetary allocation for emergency fund</li> </ul>
<b>Economic Planning</b>			
<b>Low level of</b>	<ul style="list-style-type: none"> <li>Low turnout for some public</li> </ul>	<ul style="list-style-type: none"> <li>Inadequate funding to</li> </ul>	<ul style="list-style-type: none"> <li>Willingness of the public to</li> </ul>



<b>Development Issue</b>	<b>Cause(s)</b>	<b>Constraint(s)</b>	<b>Opportunities</b>
<b>public participation</b>	participation events	facilitate public participation and dissemination of information	participate in Planning process
<b>Participatory Monitoring &amp; Evaluation</b>	<ul style="list-style-type: none"> <li>low involvement of the public in the planning and implementation of the county Projects</li> </ul>	<ul style="list-style-type: none"> <li>Lack of active project management committees</li> </ul>	<ul style="list-style-type: none"> <li>Willingness of the public to participate in Planning process</li> </ul>
<b>Inadequate Statistical Services</b>	<ul style="list-style-type: none"> <li>Lack of data analysis software</li> </ul>	<ul style="list-style-type: none"> <li>Inadequate funding to facilitate surveys and data collection</li> </ul>	<ul style="list-style-type: none"> <li>Availability of skilled Economists and Statisticians</li> </ul>
<b>County Progress reporting</b>	<ul style="list-style-type: none"> <li>Lack of monitoring and evaluation software</li> </ul>	<ul style="list-style-type: none"> <li>Inadequate Funding for progress reporting</li> </ul>	<ul style="list-style-type: none"> <li>Availability of skilled Economists and Statisticians</li> </ul>
<b>Inadequate Resources</b>	<ul style="list-style-type: none"> <li>Limited resources for development</li> </ul>	<ul style="list-style-type: none"> <li>Inadequate funding to facilitate external resource mobilization</li> </ul>	<ul style="list-style-type: none"> <li>Established Unit for External Resource Mobilization</li> <li>Good working relationship with the developed partners</li> </ul>
<b>Public Service &amp; Performance Management</b>			
<b>Lack of equal training opportunities and Internship programmes</b>	<ul style="list-style-type: none"> <li>Failure to develop objective training programmes based on skill gaps</li> <li>Staff and authorised officers not adhering to departmental Training Needs Assessment Reports</li> <li>Lack of Internship budget</li> </ul>	<ul style="list-style-type: none"> <li>Absence of a customized Training and Development Policy</li> <li>Inadequate funding for training</li> </ul>	<ul style="list-style-type: none"> <li>Availability of the Training Policy for Public Service</li> <li>Collaboration with donors, NGO's &amp; Government training agencies e.g. KSG</li> <li>Availability of KDSP-funded trainings</li> <li>Availability of DHRC to approve trainings</li> </ul>
<b>Lack of team management programmes</b>	<ul style="list-style-type: none"> <li>Inadequate funding</li> <li>Lack of awareness on the importance of team building and team performance</li> </ul>	<ul style="list-style-type: none"> <li>Insufficient budgetary allocation for team work initiatives</li> <li>Poor inter-departmental collaboration</li> <li>Lack of proper sensitization programmes for the authorised officers and other key decision makers</li> <li>Lack of CSR initiatives</li> </ul>	<ul style="list-style-type: none"> <li>KDSP funding</li> <li>Soliciting for budget allocation from the county assembly</li> <li>Existence of the department of environment and natural resources</li> <li>Collaboration with government and non-government environmental champions and agencies</li> <li>Political goodwill</li> </ul>
<b>Staff without personal numbers</b>	<ul style="list-style-type: none"> <li>Absence of pre-requisite documents</li> <li>Process delay</li> </ul>	<ul style="list-style-type: none"> <li>Delay in submission of documents to requisition or reactivate personal numbers</li> <li>Unstable internet connectivity to support constant internet supply</li> <li>Delay in processing the payroll number by DPSM due to work overload</li> </ul>	<ul style="list-style-type: none"> <li>Availability of skilled workforce</li> <li>Availability of new technology e.g. internet tethering</li> <li>Good working relationship with DPSM</li> </ul>
<b>Absence of</b>	<ul style="list-style-type: none"> <li>Lack of proper ICT</li> </ul>	<ul style="list-style-type: none"> <li>Inadequate funding</li> </ul>	<ul style="list-style-type: none"> <li>Collaboration with willing</li> </ul>

<b>Development Issue</b>	<b>Cause(s)</b>	<b>Constraint(s)</b>	<b>Opportunities</b>
<b>automated staff registry</b>	<ul style="list-style-type: none"> <li>infrastructure to support paper-free records management</li> <li>Lack of continuous capacity building programs for record management staff</li> </ul>	<ul style="list-style-type: none"> <li>Unreliable internet connectivity</li> </ul>	<ul style="list-style-type: none"> <li>donors</li> <li>Availability of records management workforce</li> <li>Available manual database for staff records</li> </ul>
<b>Lack of a comprehensive staff benefit scheme</b>	<ul style="list-style-type: none"> <li>Lack of budget for Car and Mortgage</li> </ul>	<ul style="list-style-type: none"> <li>Lack of implementation of staff car and mortgage scheme due to delay of approval by the County Assembly</li> </ul>	<ul style="list-style-type: none"> <li>Availability of draft staff car and mortgage policy</li> <li>Presence of county assembly to approve policies and guide on staff benefit scheme</li> <li>Lobby for budget allocation from the county assembly</li> </ul>
<b>Poor Performance Management</b>	<ul style="list-style-type: none"> <li>Inadequate resources to meet performance targets</li> <li>Failure to reward good performance hence loss of value for the process</li> <li>Lack of knowledge on the importance of performance management</li> <li>Failure to train and sensitize both Senior and Junior officers on the importance of planning and budgeting for performance management</li> <li>Failure to track employee daily achievements and level of productivity</li> </ul>	<ul style="list-style-type: none"> <li>Inadequate funding</li> <li>Lack of a customized performance management policy</li> <li>Mismatch between skills and job designations</li> <li>Inadequate work performance resources</li> <li>Absence of Integrated Human Resource Management System and automated daily attendance management system</li> </ul>	<ul style="list-style-type: none"> <li>Existence of performance evaluation tools</li> <li>Availability of performance management policy by the Public Service Commission</li> <li>KDSP funding</li> <li>Availability of schemes of service</li> <li>Existence of biometric data for all employees</li> </ul>
<b>Lack of staff motivation</b>	<ul style="list-style-type: none"> <li>Stagnation and lack of promotions among staff in various cadres</li> <li>Lack of facilitation and recognition of good performance</li> <li>Delayed promotions</li> </ul>	<ul style="list-style-type: none"> <li>Absence of career progression guidelines for various cadres</li> <li>Lack of staff facilitation while within and away from work stations</li> <li>Absence of rewarding and recognition programmes for good performance</li> </ul>	<ul style="list-style-type: none"> <li>Availability of scheme of service for most cadres</li> <li>Availability of DHRAC to deliberate on human resource management of staff matters</li> <li>Collaboration of County Public Service Board</li> </ul>
<b>Poor succession planning and lack of employee retention strategies</b>	<ul style="list-style-type: none"> <li>Lack of operational succession plan and employee retention strategies</li> </ul>	<ul style="list-style-type: none"> <li>Absence of approved succession management policy and employee retention strategies</li> <li>Inadequate funding for succession management initiatives</li> </ul>	<ul style="list-style-type: none"> <li>Existence of draft succession management and employee retention policy</li> </ul>
<b>Poor implementation of employee health and safety act (OSHA)</b>	<ul style="list-style-type: none"> <li>Lack of basic occupational safety and health information among employees</li> <li>Lack of safety equipment/protective gears</li> </ul>	<ul style="list-style-type: none"> <li>Insufficient budgets to provide for WIBA Insurance and claim compensations</li> <li>Inadequate staff training on Safety and Health</li> </ul>	<ul style="list-style-type: none"> <li>Existence of Occupational Safety and Health laws and regulations</li> <li>Collaboration with the Ministry of Labour and other stakeholders</li> </ul>

Development Issue	Cause(s)	Constraint(s)	Opportunities
	<ul style="list-style-type: none"> <li>Non-compliance to existing Safety and Health laws</li> </ul>		
<b>Poor Management of Disciplinary cases</b>	<ul style="list-style-type: none"> <li>Lack of HRO's Capacity Building on discipline control</li> <li>Insufficient knowledge on disciplinary procedures among HRO's, DHRAC, CHRAC &amp; employees.</li> <li>Lack of awareness on Workplace Mental Health and Substance Abuse among employees at all levels</li> </ul>	<ul style="list-style-type: none"> <li>Lack of intensive training of HRO's on staff disciplinary procedures.</li> <li>Lack of proper staff induction and orientation programmes.</li> <li>Lack of sensitization of staff disciplinary procedures</li> <li>Lack of customized Workplace Mental Health and Substance Abuse guidelines</li> </ul>	<ul style="list-style-type: none"> <li>Existence of HR Manual and Guidelines.</li> <li>Existence of Policy Draft on Workplace Mental Health and Substance Abuse</li> <li>Existence of trained Mental Health Champions</li> <li>Availability of direct support by the National Government through Mental Health Programmes through the State Department for Public Service</li> </ul>
<b>Review and development of HRM policies</b>	<ul style="list-style-type: none"> <li>Lack of customised HRM policies</li> </ul>	<ul style="list-style-type: none"> <li>Inadequate capacity to develop or review existing policies</li> <li>Lack of funds to facilitate the process.</li> </ul>	<ul style="list-style-type: none"> <li>Existence of various Public Service HRM policies and guidelines</li> <li>Support from County Public Service Board.</li> <li>Collaboration with relevant stakeholders and National Government Agencies.</li> </ul>
<b>Administration and Support services</b>	<ul style="list-style-type: none"> <li>Lack of facilitation for work performance</li> <li>Poor maintenance of office spaces</li> <li>Failure to identify county staff- and what they do</li> </ul>	<ul style="list-style-type: none"> <li>Insufficient budgetary allocation</li> <li>Lack of sufficient funds for operational facilitation</li> </ul>	<ul style="list-style-type: none"> <li>Existence of annual procurement plans</li> <li>Support from the procurement unit</li> <li>Existence of employee bio-data for use in identification</li> </ul>
<b>Finance - Budget Office</b>			
<b>Budget implementation</b>	<ul style="list-style-type: none"> <li>Late disbursement of funds</li> <li>Underperformance of Own Source Revenue</li> <li>IFMIS issues</li> </ul>	<ul style="list-style-type: none"> <li>Resource Envelope</li> <li>Budget</li> </ul>	<ul style="list-style-type: none"> <li>Revenue mapping to increase the number of revenue streams</li> <li>Capacity Building</li> </ul>
<b>Insufficient Budget allocation for priority projects</b>	<ul style="list-style-type: none"> <li>High wage bill</li> <li>Underperformance of Own Source Revenue</li> </ul>	<ul style="list-style-type: none"> <li>Budget</li> </ul>	<ul style="list-style-type: none"> <li>Revenue enhancement</li> <li>Proper planning</li> </ul>
<b>Finance -(Financial Services)</b>			
<b>Financial Management</b>	<ul style="list-style-type: none"> <li>Lack of strict adherence to approved plans and budgets</li> </ul>	<ul style="list-style-type: none"> <li>Delayed budget approvals</li> </ul>	<ul style="list-style-type: none"> <li>Existence of legal framework (PPDA, 2015, PPDR, 2020, PFMA, 2012)</li> <li>Existence of institutional framework</li> <li>Availability of skilled technical staff</li> </ul>
<b>Lack of timely disbursement of exchequer funds</b>	<ul style="list-style-type: none"> <li>Internal framework</li> <li>Interference</li> </ul>	<ul style="list-style-type: none"> <li>Availability of Debt Management Strategy</li> </ul>	<ul style="list-style-type: none"> <li>Pending Bills</li> </ul>
<b>Lack of</b>	<ul style="list-style-type: none"> <li>Management challenges</li> </ul>	<ul style="list-style-type: none"> <li>Asset Management</li> </ul>	<ul style="list-style-type: none"> <li>Existence of institutional</li> </ul>

Development Issue	Cause(s)	Constraint(s)	Opportunities
County asset management policy			framework <ul style="list-style-type: none"> <li>Existence of legal framework (PFMA, 2012)</li> </ul>
Cash flow challenges	<ul style="list-style-type: none"> <li>Exchequer delays and inadequate own source revenue collection</li> </ul>	<ul style="list-style-type: none"> <li>Low budget absorption rate</li> </ul>	<ul style="list-style-type: none"> <li>Existence of legal framework (PFMA, 2012)</li> </ul>
IFMIS connectivity issues	<ul style="list-style-type: none"> <li>System downtimes</li> </ul>	<ul style="list-style-type: none"> <li>Network infrastructure issues</li> </ul>	<ul style="list-style-type: none"> <li>Developed ICT Infrastructure</li> <li>National Treasury IFMIS support</li> </ul>
Incomplete roll out of revenue collection system	<ul style="list-style-type: none"> <li>Insufficient Budgetary Allocation</li> </ul>	<ul style="list-style-type: none"> <li>Shortfall in revenue collection</li> </ul>	<ul style="list-style-type: none"> <li>Availability of Revenue Management System</li> </ul>
	<ul style="list-style-type: none"> <li>Mapping of Revenue Streams and their potential</li> </ul>	<ul style="list-style-type: none"> <li>Insufficient Budgetary Allocation.</li> </ul>	<ul style="list-style-type: none"> <li>Availability of Revenue Management System</li> </ul>
	<ul style="list-style-type: none"> <li>Outdated Valuation Roll</li> </ul>	<ul style="list-style-type: none"> <li>Insufficient Budgetary Allocation</li> </ul>	<ul style="list-style-type: none"> <li>Existence of legal framework (PFMA, 2012)</li> </ul>
		<ul style="list-style-type: none"> <li>Prioritization of updating the Valuation Roll</li> </ul>	<ul style="list-style-type: none"> <li>Existence of institutional framework</li> </ul>
<b>Finance – Audit</b>			
Risk Management	<ul style="list-style-type: none"> <li>Financial uncertainties</li> </ul>	<ul style="list-style-type: none"> <li>Weak internal structures</li> <li>Lack of technical skills</li> </ul>	<ul style="list-style-type: none"> <li>Guiding regulations i.e. PFM Act. 2012 section 155(2)</li> <li>National government support</li> </ul>
Internal Control Systems management	<ul style="list-style-type: none"> <li>Lack of audit management system</li> </ul>	<ul style="list-style-type: none"> <li>Insufficient budgetary allocation</li> <li>Lack of proper infrastructure</li> <li>Lack of accurate data</li> </ul>	<ul style="list-style-type: none"> <li>Guiding regulations i.e. PFM Act. 2012 section 155(2)</li> <li>TEAMs system – National government</li> <li>Skilled workforce</li> </ul>
	<ul style="list-style-type: none"> <li>Lack of proper internal control structure</li> </ul>	<ul style="list-style-type: none"> <li>Inconsistent controls</li> </ul>	<ul style="list-style-type: none"> <li>Inconsistent controls</li> </ul>
Assets protection management	<ul style="list-style-type: none"> <li>Lack of asset protection management policy</li> </ul>	<ul style="list-style-type: none"> <li>Lack of technical skills</li> <li>Poor records management</li> </ul>	<ul style="list-style-type: none"> <li>Guiding regulations i.e. PFM Act. 2012 section 155(2)</li> <li>County Asset register</li> </ul>
Financial reports and records management	<ul style="list-style-type: none"> <li>Inconsistent accounting processes</li> </ul>	<ul style="list-style-type: none"> <li>Inadequate information resourcing</li> <li>Inadequate trained staff</li> </ul>	<ul style="list-style-type: none"> <li>Guiding regulations i.e. PFM Act. 2012 section 155(2)</li> </ul>
<b>Finance – Procurement</b>			
Contract Management	<ul style="list-style-type: none"> <li>Cashflow Challenges</li> </ul>	<ul style="list-style-type: none"> <li>Delays in disbursement from exchequer</li> <li>Contractor abandoning the site</li> <li>Extension of Contract Period</li> </ul>	<ul style="list-style-type: none"> <li>Skilled workforce</li> <li>Existence of legal framework (PPDA, 2015, PPADR, 2020)</li> </ul>
Record Management	<ul style="list-style-type: none"> <li>Lack of record management policy</li> </ul>	<ul style="list-style-type: none"> <li>Management challenges</li> <li>Lack of skilled workforce</li> <li>Lack of operationalization procurement manual</li> </ul>	<ul style="list-style-type: none"> <li>Existence of legal framework PPADR, 2020</li> </ul>
Asset register	<ul style="list-style-type: none"> <li>Lack of asset management policy</li> </ul>	<ul style="list-style-type: none"> <li>Management Challenges</li> <li>Budget Constraints</li> <li>Incomplete Asset register</li> </ul>	<ul style="list-style-type: none"> <li>Existence of legal framework (PPDA, 2015, PPADR, 2020)</li> </ul>

Development Issue	Cause(s)	Constraint(s)	Opportunities
		<ul style="list-style-type: none"> <li>Lack of Asset Management System</li> </ul>	<ul style="list-style-type: none"> <li>National Government asset management policy</li> </ul>
<b>Asset Disposal</b>	<ul style="list-style-type: none"> <li>Lack of Asset Disposal Policy</li> </ul>	<ul style="list-style-type: none"> <li>Lack of Departmental disposal plan</li> </ul>	<ul style="list-style-type: none"> <li>Existence of legal framework (PPDA,2015, PPADR,2020)</li> <li>National Government asset management policy</li> </ul>
<b>E -Procurement</b>	<ul style="list-style-type: none"> <li>Lack of fully automated Procurement Processes</li> </ul>	<ul style="list-style-type: none"> <li>Weak Integration between the National Treasury and County Government</li> </ul>	<ul style="list-style-type: none"> <li>Availability of IFMIS Manuals</li> <li>Availability of IFMIS System</li> <li>Trained Staff on IFMIS System</li> </ul>
<b>Machines and Equipment's Post Maintenance</b>	<ul style="list-style-type: none"> <li>Lack of inclusion in Procurement Plan</li> </ul>	<ul style="list-style-type: none"> <li>Lack of budgetary allocation</li> </ul>	<ul style="list-style-type: none"> <li>Availability of skilled staff</li> <li>Existence of legal framework (PPDA, 2015, PPADR, 2020)</li> </ul>
<b>Revenue Management</b>			
<b>Incomplete roll out of revenue collection system</b>	<ul style="list-style-type: none"> <li>Insufficient Budgetary Allocation</li> </ul>	<ul style="list-style-type: none"> <li>Shortfall in revenue collection</li> </ul>	<ul style="list-style-type: none"> <li>Availability of Revenue Management System</li> </ul>
<b>Inadequate feedback mechanisms</b>	<ul style="list-style-type: none"> <li>Mapping of Revenue Streams and their potential</li> <li>Outdated valuation roll</li> </ul>	<ul style="list-style-type: none"> <li>Insufficient Budgetary Allocation.</li> </ul>	<ul style="list-style-type: none"> <li>Availability of Revenue Management System</li> </ul>
<b>Inadequate dissemination of public policies</b>	<ul style="list-style-type: none"> <li>Lack of public policies dissemination framework</li> </ul>	<ul style="list-style-type: none"> <li>Insufficient Budgetary Allocation</li> </ul>	<ul style="list-style-type: none"> <li>Existence of legal framework (PFMA, 2012)</li> </ul>
<b>Inadequacy in inclusion of PWDs in public forums</b>	<ul style="list-style-type: none"> <li>Lack of proper inclusion of PWDs in public forums</li> </ul>	<ul style="list-style-type: none"> <li>Prioritization of updating the Valuation Roll</li> </ul>	<ul style="list-style-type: none"> <li>Existence of institutional framework</li> </ul>
<b>Insufficient office space</b>	<ul style="list-style-type: none"> <li>Insufficient budgetary allocation</li> </ul>	<ul style="list-style-type: none"> <li>Insufficient budgetary allocation for development</li> </ul>	<ul style="list-style-type: none"> <li>Mapping the office as an independent department</li> <li>Lobbying for increased budget allocation</li> </ul>
<b>Lack of public laws and regulations dissemination framework</b>	<ul style="list-style-type: none"> <li>Insufficient budgetary allocation</li> </ul>	<ul style="list-style-type: none"> <li>Development of public laws and regulations dissemination framework</li> </ul>	<ul style="list-style-type: none"> <li>Inadequate dissemination of public laws and regulations</li> </ul>
<b>Inadequate feedback mechanisms</b>	<ul style="list-style-type: none"> <li>Lack of a departmental service charter and feedback mechanism</li> </ul>	<ul style="list-style-type: none"> <li>Lack of development of departmental service charter and feedback mechanism</li> </ul>	<ul style="list-style-type: none"> <li>Lack of service charter and feedback mechanism</li> </ul>
<b>Inadequate monitoring and evaluation</b>	<ul style="list-style-type: none"> <li>Low level of sensitization</li> </ul>	<ul style="list-style-type: none"> <li>Poor adoption of M&amp;E activities by the department</li> </ul>	<ul style="list-style-type: none"> <li>Availability of technical officers</li> <li>Availability of modern M&amp;E technology in the market</li> </ul>
<b>Low compliance with laws</b>	<ul style="list-style-type: none"> <li>Inadequate awareness of existing legislation</li> <li>Limited resource provision</li> </ul>	<ul style="list-style-type: none"> <li>Untrained workforce</li> <li>Absence of an Inspectorate Act</li> </ul>	<ul style="list-style-type: none"> <li>Available workforce</li> <li>Existing legislation such as the Finance Act</li> </ul>
<b>Low stakeholder involvement</b>	<ul style="list-style-type: none"> <li>Inadequate staff induction on stakeholder involvement</li> <li>Inadequate budget allocation</li> </ul>	<ul style="list-style-type: none"> <li>Limited mobility</li> <li>Limited infrastructure</li> <li>Poor interdepartmental</li> </ul>	<ul style="list-style-type: none"> <li>Trained workforce</li> <li>County Government Act of 2012</li> </ul>

Development Issue	Cause(s)	Constraint(s)	Opportunities
		coordination	
<b>Inadequate revenue clerks</b>	<ul style="list-style-type: none"> <li>Inadequate budget allocation</li> </ul>	<ul style="list-style-type: none"> <li>Lack of budget approval for recruitment of the required staff</li> </ul>	<ul style="list-style-type: none"> <li>Operationalization of the approved staff establishment and organogram</li> <li>Lobbying for increased budgetary allocation</li> </ul>
<b>Office of the County Attorney</b>			
<b>Insufficient budgetary allocation</b>	<ul style="list-style-type: none"> <li>Inadequate budget allocation</li> </ul>	<ul style="list-style-type: none"> <li>Lack of mapping of the office as an independent department</li> <li>Poor involvement in budgetary preparation</li> </ul>	<ul style="list-style-type: none"> <li>Mapping the office as an independent department</li> <li>Lobbying for increased budget allocation</li> </ul>
<b>Insufficient office space</b>	<ul style="list-style-type: none"> <li>Inadequate budget allocation</li> </ul>	<ul style="list-style-type: none"> <li>Insufficient budgetary allocation for development</li> </ul>	<ul style="list-style-type: none"> <li>Lobby budgetary allocation</li> </ul>
<b>Inadequate technical staff</b>	<ul style="list-style-type: none"> <li>Lack of proper office structures/administrative units</li> </ul>	<ul style="list-style-type: none"> <li>Lack of approval for recruitment of the required staff</li> <li>Insufficient budget for recruitment and salaries</li> </ul>	<ul style="list-style-type: none"> <li>Propose review of the approved staff establishment and organogram</li> <li>Establish the necessary administrative units as per the provisions of Section 8(2) of the Office of the County Attorney Act, 2020</li> <li>Lobbying for increased budgetary allocation</li> </ul>
<b>Insufficient training opportunities for the staff</b>	<ul style="list-style-type: none"> <li>Insufficient funds</li> </ul>	<ul style="list-style-type: none"> <li>Insufficient budgetary allocation for training</li> </ul>	<ul style="list-style-type: none"> <li>Lobbying for increased budget allocation for trainings</li> <li>Lobbying for scholarships and free trainings for the staff</li> </ul>
<b>Lack official vehicles for the office</b>	<ul style="list-style-type: none"> <li>Insufficient funds</li> </ul>	<ul style="list-style-type: none"> <li>Insufficient budgetary allocation for purchase of official vehicles</li> </ul>	<ul style="list-style-type: none"> <li>Lobbying for budgetary allocation for purchase of official vehicle(s)</li> </ul>
<b>High pending bill for legal fees</b>	<ul style="list-style-type: none"> <li>Insufficient funds</li> </ul>	<ul style="list-style-type: none"> <li>Insufficient budgetary allocation for payment of legal fees</li> </ul>	<ul style="list-style-type: none"> <li>Inhouse litigation of all civil matters</li> <li>Recruitment of addition legal officers</li> <li>Lobby for increased budgetary allocation for payment of the pending legal fees</li> </ul>
<b>County Administration and Decentralized Units</b>			
<b>Poor citizen engagement management</b>	<ul style="list-style-type: none"> <li>Minimal involvement in planning process</li> <li>Limited mobility</li> <li>Non-adherence to public participation guidelines</li> </ul>	<ul style="list-style-type: none"> <li>Untimely budget approval</li> <li>Inadequate budget allocation</li> <li>Poor sensitization on planning process</li> </ul>	<ul style="list-style-type: none"> <li>Skilled workforce</li> <li>Legislation</li> <li>Political goodwill</li> </ul>
<b>Low stakeholder involvement</b>	<ul style="list-style-type: none"> <li>Inadequate staff induction on stakeholder involvement</li> <li>Inadequate budget allocation</li> </ul>	<ul style="list-style-type: none"> <li>Limited mobility</li> <li>Limited infrastructure</li> <li>Poor coordination</li> </ul>	<ul style="list-style-type: none"> <li>Trained workforce</li> <li>County Government Act of 2012</li> </ul>
<b>Low compliance with laws</b>	<ul style="list-style-type: none"> <li>Inadequate awareness of existing legislation</li> <li>Limited resource provision</li> </ul>	<ul style="list-style-type: none"> <li>Untrained workforce</li> <li>Absence of an Inspectorate Act</li> </ul>	<ul style="list-style-type: none"> <li>Available workforce</li> <li>Existing legislation such as the Finance Act</li> </ul>
<b>County Assembly</b>	<ul style="list-style-type: none"> <li></li> </ul>	<ul style="list-style-type: none"> <li></li> </ul>	<ul style="list-style-type: none"> <li></li> </ul>

Development Issue	Cause(s)	Constraint(s)	Opportunities
<b>Insufficient budget for Legislation</b>	<ul style="list-style-type: none"> <li>Commission of Revenue Allocation ceiling</li> <li>Insufficient Civic education budget</li> </ul>	<ul style="list-style-type: none"> <li>Unrealistic budgetary ceilings</li> <li>Delayed exchequer disbursements</li> </ul>	<ul style="list-style-type: none"> <li>Existing County Assembly legislations</li> <li>Trained workforce</li> </ul>
<b>Inadequate Oversight</b>	<ul style="list-style-type: none"> <li>Political affiliation differences</li> </ul>	<ul style="list-style-type: none"> <li>Non-adherence to budget approvals</li> <li>Limited resources</li> <li>Lack of civic education</li> </ul>	<ul style="list-style-type: none"> <li>Constitution 2010</li> <li>Voice of the electorates</li> <li>Equal distribution of county resources</li> <li>Proper utilization of public resources</li> </ul>
<b>Inadequate representation</b>	<ul style="list-style-type: none"> <li>Ignorance of people's rights</li> </ul>	<ul style="list-style-type: none"> <li>Inadequate budget allocation</li> <li>Lack of civic education</li> </ul>	
<b>County Public Service Board</b>			
<b>Lack of adequate office space</b>	<ul style="list-style-type: none"> <li>Inadequate funding</li> </ul>	<ul style="list-style-type: none"> <li>Insufficient budgetary allocation on Development</li> </ul>	<ul style="list-style-type: none"> <li>Good working relationship with the Government</li> <li>Lobby for budget allocation from the county assembly</li> </ul>
<b>Absence of Human Resource Recruitment Data Management System</b>	<ul style="list-style-type: none"> <li>Lack of proper ICT support infrastructure</li> </ul>	<ul style="list-style-type: none"> <li>Inadequate funding</li> </ul>	<ul style="list-style-type: none"> <li>Lobby for budget allocation from the county assembly</li> <li>Availability of skilled workforce</li> </ul>
<b>Human Resource Audit</b>	<ul style="list-style-type: none"> <li>Legal Requirement</li> </ul>	<ul style="list-style-type: none"> <li>Lack of funds to facilitate the activity</li> </ul>	<ul style="list-style-type: none"> <li>Lobby for budget allocation from the county assembly</li> <li>Availability of skilled workforce</li> </ul>
<b>Absence of Staff Establishment Document</b>	<ul style="list-style-type: none"> <li>Weak DHRAC</li> </ul>	<ul style="list-style-type: none"> <li>Inadequate training of HR officers</li> <li>Absence of rewarding and recognition programmes for good performance</li> </ul>	<ul style="list-style-type: none"> <li>Availability of scheme of service</li> <li>KDSP funding</li> </ul>
<b>Review and development of HRM policies</b>	<ul style="list-style-type: none"> <li>Lack of customised HRM policies for the County</li> </ul>	<ul style="list-style-type: none"> <li>Lack of funds to facilitate the process.</li> </ul>	<ul style="list-style-type: none"> <li>Existing HRM policies for Public Service</li> <li>Collaboration with relevant National Government Agencies.</li> </ul>

## 2.8.8 Water and Irrigation Sector Development Issues

Development Issue	Cause(s)	Constraint(s)*	Opportunities**
<b>Water Sub-sector</b>			
Inadequate water supply	<ul style="list-style-type: none"> <li>Prolonged drought as a result of climate change</li> <li>Uncontrolled sand harvesting in rivers</li> <li>Encroachment of catchment areas</li> <li>Water pollution</li> <li>Inadequate water storage facilities</li> </ul>	<ul style="list-style-type: none"> <li>Limited resources</li> </ul>	<ul style="list-style-type: none"> <li>Presence of water aquifers</li> <li>Long rain seasons</li> <li>Existing water catchment areas</li> <li>Existing water supply infrastructure</li> <li>Goodwill from development partners</li> <li>Public Private Partnerships</li> <li>Water recycling</li> <li>Availability of Sand harvesting Act</li> </ul>
Low water	<ul style="list-style-type: none"> <li>High cost of reticulation</li> </ul>	<ul style="list-style-type: none"> <li>Limited resources</li> </ul>	<ul style="list-style-type: none"> <li>Goodwill from water companies</li> </ul>

Development Issue	Cause(s)	Constraint(s)*	Opportunities**
connectivity	<ul style="list-style-type: none"> <li>• Sparse population in some areas</li> </ul>		
Vandalism of water infrastructure	<ul style="list-style-type: none"> <li>• Inadequate civic engagement</li> <li>• High poverty levels</li> </ul>	<ul style="list-style-type: none"> <li>• Low community ownership</li> </ul>	<ul style="list-style-type: none"> <li>• Political goodwill</li> <li>• Good will of project beneficiaries through community support and project acceptability</li> <li>• Transfer of water projects in commercially viable areas to WSPs</li> <li>• Project management committees</li> <li>• Community involvement through locally-led proposal development for projects, labour provision, paying for the services</li> <li>• Goodwill of law enforcement agencies</li> <li>• Inclusion of water infrastructure to the Critical Infrastructure Protection Unit (CIPU)</li> </ul>
Low water storage capacity	<ul style="list-style-type: none"> <li>• High cost of storage infrastructure</li> <li>• Siltation of existing sources</li> </ul>	<ul style="list-style-type: none"> <li>• Limited resources</li> </ul>	<ul style="list-style-type: none"> <li>• Availability of land</li> <li>• Partnership with private sector on provision of storage facilities as part of corporate social responsibility</li> </ul>
Poor water quality	<ul style="list-style-type: none"> <li>• Uncontrolled solid waste management</li> <li>• Encroachment of water sources</li> <li>• Poor farming methods within water catchment areas</li> <li>• Contamination with waste water</li> <li>• Lack of designated draw-off points</li> <li>• Degradation of catchment areas</li> </ul>	<ul style="list-style-type: none"> <li>• Insufficient enforcement</li> <li>• Low personnel</li> </ul>	<ul style="list-style-type: none"> <li>• An expanded project mix – water treatment, water quality analysis and irrigation</li> <li>• Presence of legislation e.g. water, health and environment Acts and Water Policy</li> <li>• Goodwill from NEMA and WRA</li> </ul>
Non-revenue water	<ul style="list-style-type: none"> <li>• Water leakages</li> <li>• Illegal water connections</li> </ul>	<ul style="list-style-type: none"> <li>• Aging infrastructure</li> <li>• Poor management</li> </ul>	<ul style="list-style-type: none"> <li>• Support from WWDA, WSTF and County Government</li> </ul>
High cost of water	<ul style="list-style-type: none"> <li>• High energy costs</li> </ul>	<ul style="list-style-type: none"> <li>• High levels of poverty</li> </ul>	<ul style="list-style-type: none"> <li>• Availability of green energy/ hybrid sources of power</li> </ul>
<b>Irrigation Sub-sector</b>			
Inadequate water for irrigation	<ul style="list-style-type: none"> <li>• Competing water needs</li> </ul>	<ul style="list-style-type: none"> <li>• Limited resources</li> </ul>	<ul style="list-style-type: none"> <li>• Political goodwill</li> <li>• Existing water sources</li> <li>• Technological advances – embracing climate smart agriculture</li> </ul>
Low up-take of irrigation	<ul style="list-style-type: none"> <li>• Lack of sensitization</li> </ul>	<ul style="list-style-type: none"> <li>• Limited resources</li> </ul>	<ul style="list-style-type: none"> <li>• Existing irrigation schemes</li> </ul>
<b>Sanitation Sub-sector</b>			
Poor Sanitation	<ul style="list-style-type: none"> <li>• Low connectivity of sewer network in urban centers</li> </ul>	<ul style="list-style-type: none"> <li>• Poor planning in Municipalities</li> <li>• Encroached way leaves</li> </ul>	<ul style="list-style-type: none"> <li>• Upcoming sewer master plan for major and growing towns</li> </ul>
	<ul style="list-style-type: none"> <li>• Dilapidated sewer infrastructure e.g. Mitheu</li> </ul>	<ul style="list-style-type: none"> <li>• Limited Resources</li> </ul>	<ul style="list-style-type: none"> <li>• Goodwill from development partners</li> <li>• Public Private Partnerships</li> </ul>
	<ul style="list-style-type: none"> <li>• Population influx in major towns</li> </ul>	<ul style="list-style-type: none"> <li>• Limited funding to develop sanitation</li> </ul>	<ul style="list-style-type: none"> <li>• Possibility of onsite sanitation treatment e.g. DTF</li> </ul>



Development Issue	Cause(s)	Constraint(s)*	Opportunities**
		infrastructure	
	• Vandalism of sewer trunks along farming lands	• Inadequate enforcement	• Completion of sanitation value chain by collecting treated effluent and fecal sludge for re-use
	• Open defecation in informal settlements	• Inadequate space to develop sanitation infrastructure	• Availability of public land to develop sanitation infrastructure
	• Inadequate reticulation of water to public toilets	• Limited funding	• Proximity to boreholes and other water sources
	• Inadequate sanitation facilities in markets	• Limited funding • Vandalism and destruction of existing structures	• Partnering with relevant stakeholders • Funding from county and national governments
	• Poor emptying and disposal of waste water from septic tanks	• Limited exhaustion services	• Availability of exhaustion services in major towns
	• Poor fecal sludge management	• Limited space for disposal of treated sludge	• Reuse as charcoal briquettes and soil conditioner
High cost of sanitation for informal settlements	• High rates set by the regulatory agencies	• Limited resources • Lack of physical planning in informal settlements	• Appeal for affordable rates • Engage physical planning department in implementation of sanitation programs

## **CHAPTER THREE: SPATIAL DEVELOPMENT FRAMEWORK**

### **3.1 Introduction**

This chapter provides the spatial framework within which development projects and programmes will be implemented. The spatial development framework is aligned to National Spatial Plan 2015-2045 and Nairobi Metro 2030 Strategy. Land Use Proposals at the Regional (County) Scale are given in detail.

#### **3.1.1 National Spatial Plan (NSP)**

A national spatial vision for the nation, the National Spatial Plan (NSP) directs long-term spatial development for a period of 30 years with 10-year reviews in accordance with medium-term plans (MTPs). The Plan encourages the achievement of societal, economic, and environmental goals and objectives at the national level. Additionally, it offers solutions for national problems like urbanization, regional disparities, rural development, environmental deterioration, transportation, and underutilization of the country's abundant resources.

There is need to harmonize economic planning and spatial/physical planning so as to avoid not only duplication of efforts but also resource waste and unbalanced development. As a result, the Plan offers a spatial foundation for the various sectoral plans and policies. The framework offers policies for physical planning that support sectoral and economic planning and serve as a manual for creating regional, County, and local physical development plans.

After assessing the County's natural resources, the Machakos County Spatial Plan 2023-2032 will outline the spatial context for how development projects will be carried out there.

#### **3.1.2 Nairobi Metro Strategy**

The Nairobi Metropolitan Area consists of five counties namely: Nairobi County, Kiambu County, Kajiado County, Machakos County and Murang'a County. The Eastern Metro comprises of Tala/Kangundo, Machakos and Mavoko in Machakos County.

Nairobi Metro 2030 Strategy is the Nairobi Metropolitan Region's (NMR) declaration that it seeks to expand and develop into a world-class African region, capable of generating sustainable wealth, providing a high standard of living for its citizens, the people of Kenya and investors, as well as

providing an unmatched experience for its esteemed visitors. Its foundation is the understanding that environmental, social, cultural, and economic well-being are closely related to one another.

The Nairobi Metro 2030 Strategy is a component of a larger initiative to transform Kenya's economy into a middle-income one by 2030. A framework for land use is to be created and adopted according to Nairobi Metro 2030. This will serve as the foundation for designing, planning, and implementing infrastructure services and utilities. These services are meant to encourage the desired pattern of development.

The Metro 2030 strategy is built on six core values that will influence decision making namely; Innovation, Enterprise, Sustainability, Co-responsibility, Self-help and Excellence.

### 3.2 Land Use Proposals at the Regional (County) Scale

The land use proposals for Machakos County region were informed by the situation analysis; stakeholders' consultation; and, the most suitable use of land that will promote sustainable development.

**Table 2.4: County Spatial Development Strategies by Thematic Areas**

Thematic Area	Overview/ Current Status	Policy Strategy	Potential Geographical Areas	Lead Agencies/ Departments
<b>Conserving the Natural Environment</b>	<p>Challenges:</p> <ul style="list-style-type: none"> <li>• Poor solid waste management</li> <li>• Air pollution and industrial pollution</li> <li>• Inadequate funding to environmental conservation</li> <li>• Inadequate staff</li> <li>• Lack of education to the residents on the importance of environmental conservation</li> <li>• Population pressure</li> </ul>	<ul style="list-style-type: none"> <li>• Integrate environmental issues in development planning;</li> <li>• Develop and implement solid waste management plans;</li> <li>• Maintain public parks, open spaces and road reserves;</li> <li>• Increase tree cover in the County to above 10% and control cutting of trees;</li> <li>• Develop and enforce environmental standards and regulations;</li> <li>• Create environmental awareness through public education and sensitization;</li> <li>• Prevent and control environmental pollution through monitoring and enforcement of environmental regulation;</li> <li>• Improve garbage collection;</li> <li>• Develop and expand the sewer system;</li> </ul>	Entire County; especially major urban areas	<p>Environment Natural and Resources</p> <p>Lands and Urban Development</p>

Thematic Area	Overview/ Current Status	Policy Strategy	Potential Geographical Areas	Lead Agencies/ Departments
		<ul style="list-style-type: none"> <li>• River regeneration;</li> <li>• Back filling of abandoned quarries;</li> <li>• Expansion of storm water drainage system;</li> <li>• Proper disposal of industrial waste</li> </ul>		
<b>Diversifying Tourism</b>	Machakos County has varied tourist attraction sites including dams, plateaus, hills, parks, falls, rivers and areas of cultural heritage	<ul style="list-style-type: none"> <li>• Aggressive marketing of Machakos County as a major tourist destination;</li> <li>• Exploitation of film industry and sports tourism niches;</li> <li>• Encourage and market domestic tourism;</li> <li>• Rehabilitation of tourism infrastructure;</li> <li>• Diversify and develop tourism products;</li> <li>• Develop high value cultural centres and festivals;</li> <li>• Develop niche products such as conference tourism, eco-tourism, cultural tourism, sports tourism, bird watching and heritage and historic sites</li> </ul>	Potential Tourist Attractions: 7 folks dams, Yatta plateau, River Athi, Fourteen Falls, Ol Donyo Sabuk Park, Lord McMillan Castle, Iveti Hills, Kiima Kimwe, Kyamwilu Magic Corner, Koma Rock Shrine, First AIC Church at Kalamba village, Sikh Temple in Makindu town, Makongo valley, Machawood and Machakos Peoples Park	Tourism Environment and Natural Resources Lands and Urban Development
<b>Enhancing County Competitiveness</b>	The County is located within Nairobi Metropolitan Region, proximal to the Standard Gauge Railway, Mombasa – Nairobi Highway and the Jomo Kenyatta International Airport hence providing immense opportunities for secureness and stable business environment, high ease and low cost of doing business; high quality and capacity of infrastructure; high supply of human capital; high quality of governance and quality of service delivery	<ul style="list-style-type: none"> <li>• The land use zoning and plot ratio of sub-centres changed to promote the decentralization of business, administrative and commerce functions from the central to sub-urban locations;</li> <li>• Improve public safety by collaborating with national government in enhancing police activities, police posts and community policing; increase security lighting;</li> <li>• Establish safe public transport system;</li> <li>• Improve service delivery and provide public facilities and amenities;</li> <li>• Improve public facilities and amenities;</li> <li>• Generate employment through</li> </ul>	Entire County especially urban areas that fall within the Nairobi Metropolitan Region	Lands and Urban Development Environment and Natural Resources Roads and Transport ICT Energy Health and Emergency Services Water and Sanitation Education Youth and Social Welfare

Thematic Area	Overview/ Current Status	Policy Strategy	Potential Geographical Areas	Lead Agencies/ Departments
		trade, tourism, agriculture, sports and arts sectors; <ul style="list-style-type: none"> <li>• Strengthen anticorruption measures;</li> <li>• Reduce the cost of doing business;</li> <li>• Provide superior infrastructure.</li> </ul>		
<b>Identifying Resource Potential Growth Areas</b>	Machakos County has various resource potential growth areas such as dams, parks and forests, and rivers resource usage	<ul style="list-style-type: none"> <li>• Fencing and increased surveillance in the National Park and Forest areas;</li> <li>• Land use regulation near the park and along the wildlife migratory routes;</li> <li>• Ensure best practices in wildlife management and environmental conservation in Kilimambogo National Park and especially in wildlife migratory routes;</li> <li>• Ensure riparian reserves along and around water bodies;</li> <li>• Ensure compatible land use along water bodies</li> </ul>	Dams: Maruba, Kiambere, Kindaruma, Masinga, Gitaru, Kamburu  Parks and Forests: Ol Donyo Sabuk National Park, Iveti Forest  Rivers: Fourteen Falls on the Athi River, Tana River Yatta plateau	Environment and Natural Resources Lands and Urban Development Tourism
<b>Industrialization</b>	County is home to several Agro-based, Urban-based, and Mineral -based industries Challenges: <ul style="list-style-type: none"> <li>• Inadequate transport infrastructure</li> <li>• Low investments</li> <li>• High energy costs</li> <li>• Low standards in adaption of appropriate production technology compared to developed countries</li> <li>• Poor linkage to the markets due to poor transportation and support infrastructure</li> <li>• Low technological adaptation for value addition</li> <li>• Lack of appropriate sophisticated equipment and technology for exploration and</li> <li>• exploitation of minerals</li> <li>• Repatriation of profits</li> </ul>	<ul style="list-style-type: none"> <li>• Lower land rates for industrial investors;</li> <li>• Lower taxes payable by industries;</li> <li>• Ease the licensing process;</li> <li>• Develop transportation infrastructure to facilitate movement of commodities;</li> <li>• Diversify energy production sources to reduce costs of production and enhance its reliability;</li> <li>• Adapt appropriate technology and promote the formation of Co-operatives and SACCOs to advance marketing in small urban centres;</li> <li>• Establish industrial zones with supporting infrastructure (water, transport and energy)</li> </ul>	All Urban Centres in Machakos County	Lands and Urban Development Roads, Transport and ICT  Energy  Water and Sanitation  Environment and Natural Resources

Thematic Area	Overview/ Current Status	Policy Strategy	Potential Geographical Areas	Lead Agencies/ Departments
	and jobs to countries that provide technical knowhow and equipment			
<b>Managing Human Settlement</b>	Inadequately controlled developments in major towns	<ul style="list-style-type: none"> <li>• Provide appropriate housing for all;</li> <li>• Upgrade slums and informal settlements;</li> <li>• Allocation of residential land use and its densification;</li> <li>• Provision of necessary infrastructure and support facilities to address the challenges faced by residents;</li> <li>• Develop development control policies and tools;</li> <li>• Develop structure/master plans which will assist in the preparation of detailed action area plans;</li> <li>• Capacity building in institutions responsible for development control</li> </ul>	Entire County especially urban areas	Lands and Urban Development Public Works Public Service Board
<b>Modernizing Agriculture</b>	<ul style="list-style-type: none"> <li>• Most of Machakos County falls under semi-arid type of climate hence the need to encourage agricultural practices and technologies that do well within these conditions</li> </ul>	<ul style="list-style-type: none"> <li>• Promote conservation agriculture;</li> <li>• Production of drought tolerant crops and fruit trees;</li> <li>• Intensification of poultry;</li> <li>• Improved livestock through artificial insemination; promotion of fodder conservation;</li> <li>• Increase dissemination of agricultural information;</li> <li>• Promote output and productivity of crops, livestock and fisheries;</li> <li>• Invest in value addition and value chain development of crop, livestock and fisheries for local, regional and international markets;</li> <li>• Enhance market access of crops, livestock, fisheries and their products;</li> <li>• Promote animal health and welfare</li> </ul>	<ul style="list-style-type: none"> <li>• Entire County especially the rural areas and hinterlands</li> </ul>	Agriculture Lands and Urban Development
<b>Providing Appropriate Infrastructure</b>	Challenges: <ul style="list-style-type: none"> <li>• Poor delivery of infrastructure projects;</li> </ul>	<ul style="list-style-type: none"> <li>• Expand its infrastructure of health, education, roads, environment, ICT, water and</li> </ul>	Entire County especially the urban areas	Lands and Urban Development

Thematic Area	Overview/ Current Status	Policy Strategy	Potential Geographical Areas	Lead Agencies/ Departments
	<ul style="list-style-type: none"> <li>• Low overall level of investment compared to major global competitors largely due to a combination of political interference, no clear long term vision, lack of devolved power and limited local finance options that would enable counties to determine their own infrastructure choices;</li> <li>• Balancing competing investment needs;</li> <li>• Infrastructure like roads degrade over time which affects efficiency;</li> <li>• Heavy capital outlay in the development of infrastructure;</li> <li>• Lack of innovative approaches to circumvent financing deficit;</li> <li>• Inadequate human resource capacity.</li> </ul>	<ul style="list-style-type: none"> <li>• sanitation, tourism, energy and environment;</li> <li>• Lay down infrastructure in areas where they are lacking to address the issue of geographical inequality</li> </ul>		<ul style="list-style-type: none"> <li>Roads and Transport</li> <li>ICT</li> <li>Energy</li> <li>Health and Emergency Services</li> <li>Water and Sanitation</li> <li>Environment and Natural Resources</li> <li>Education Youth and Social Welfare</li> </ul>
<b>Transportation Network</b>	<p>Challenges:</p> <ul style="list-style-type: none"> <li>• Heavy capital outlay in the development of effective transportation systems;</li> <li>• Transportation networks degrade with time hence high maintenance cost;</li> <li>• Inadequate transport infrastructure;</li> <li>• Lack of public transport policy;</li> <li>• High traffic congestion due to high number of motor vehicles (Mombasa Road).</li> </ul>	<ul style="list-style-type: none"> <li>• Increase financial resources for road construction and maintenance;</li> <li>• Construct new roads;</li> <li>• Expand and maintain existing roads;</li> <li>• Fast track road construction works;</li> <li>• Construct non-motorized transport facilities;</li> <li>• Improve drainage along the roads.</li> </ul>	Entire County	<ul style="list-style-type: none"> <li>Roads and Transport</li> <li>Lands and Urban Development</li> </ul>

## **CHAPTER FOUR: DEVELOPMENT PRIORITIES, STRATEGIES AND PROGRAMMES**

This Chapter provides sector development priorities, strategies, programmes, flagship projects, and cross-sectoral linkages.

### **4.1 Development Priorities and Strategies**

#### **4.1.1 Agriculture and Co-operative Development Sector**



*Photo: Modern farm at Matetani village, Kangundo central*

#### **Sector Composition**

The Sector is composed of the Directorates of Crops, Livestock, Veterinary services, Fisheries and Cooperative Development. This sector promotes innovative, commercially oriented and modern agriculture, livestock and fisheries sector through development and enactment of enabling policy and legal framework for sustainable socio-economic development. The sector also provides leadership and participatory involvement in cooperative societies that fosters economies of scope and scale, increase bargaining power of their members thereby providing them with higher incomes and social protection.



## Vision

To be a food secure and wealthy County.

## Mission

To ensure food security by promoting innovative and competitive crop and animal husbandry practices through creation of an enabling environment and ensuring sustainable natural resource management.

## Goal

Reduce Poverty, raise incomes and improve food security

**Table 4.1: Agriculture and cooperative development sector's priorities and strategies**

Sector Priorities	Strategies
<b>Agriculture sub sector</b>	
<b>Cross Cutting Priorities</b>	
<b>Improve the office accommodation of extension officers</b>	<ul style="list-style-type: none"><li>• Renovation of existing offices</li><li>• Completion of uncompleted offices</li><li>• Construct an office block at the County Headquarters</li></ul>
<b>Improve on mobility of extension officers</b>	<ul style="list-style-type: none"><li>• Provision of vehicles to the extension officer</li><li>• Provide motorbikes to the extension officers</li></ul>
<b>Increase the number of extension officers</b>	<ul style="list-style-type: none"><li>• Recruit extension officers</li><li>• Replace the retiring officers</li></ul>
<b>Enhance provision of agricultural extension services</b>	<ul style="list-style-type: none"><li>• Recruitment of more extension staff to improve staff farmer ratio.</li><li>• Capacity building of staff</li><li>• Improved work environment especially office space, furniture and ICT equipment</li><li>• Support of e-extension</li><li>• Establish Demonstration Farms with prioritized enterprises in the wards</li><li>• Digitalization of farmers in form of individual/farmer groups</li><li>• Improve mobility of extension staff.</li><li>• Enhance Linkage with research, development partners and extension services.</li><li>• Promotion of climate smart agriculture innovations and TIMPS (Technology innovation management practices)</li><li>• Enhance agricultural coordination and support at the sub county and ward level.</li></ul>
<b>Commercialization of agricultural enterprises</b>	<ul style="list-style-type: none"><li>• -Adopt one product one location approach</li><li>• Improvement of marketing Infrastructure</li><li>• Promotion of Agro processing</li></ul>
<b>Promotion of alternative agricultural livelihoods</b>	<ul style="list-style-type: none"><li>• Promotion of alternative and emerging agricultural enterprises</li></ul>
<b>Agricultural data base management</b>	<ul style="list-style-type: none"><li>• Development and management of Agricultural data base</li><li>• Establishment of Agriculture Statistics Unit</li></ul>
<b>Climate Resilience and adaptation</b>	<ul style="list-style-type: none"><li>• Agricultural Insurance</li><li>• Adaptation of climate Smart Technologies, innovations and Management Practices</li></ul>
<b>Policy Gaps in Agricultural Sector</b>	<ul style="list-style-type: none"><li>• Policy development and customization</li></ul>

Sector Priorities	Strategies
<b>Gender mainstreaming</b>	<ul style="list-style-type: none"> <li>• Deliberate involvement of the marginalised and excluded groups</li> </ul>
<b>ICT in Agriculture</b>	<ul style="list-style-type: none"> <li>• Capacity building of staff</li> <li>• Purchase of ICT equipment</li> <li>• Internet Connectivity</li> <li>• Development of Appropriate Software</li> </ul>
<b>Crop development unit</b>	
<b>Increase agricultural productivity</b>	<ul style="list-style-type: none"> <li>• Provision of quality farm inputs</li> <li>• Soil and water conservation</li> <li>• Pest and disease control</li> <li>• Expansion of irrigated agricultural land</li> <li>• Soil fertility management</li> <li>• Hold farmer's/stakeholder exhibitions and trade fairs</li> <li>• Expand land under cultivation through mechanization</li> <li>• Promote community based model farms</li> <li>• Mechanization of agriculture</li> </ul>
<b>Improved Food Security and Market accessibility</b>	<ul style="list-style-type: none"> <li>• Value addition. Support establishment of produce value addition infrastructure</li> <li>• Post-harvest management</li> <li>• Construction of Silos</li> <li>• Establishment of Strategic County Food Reserve Fund</li> <li>• Provision of market information</li> <li>• Promote produce aggregation and group marketing</li> <li>• Linkage with research and development partners</li> </ul>
<b>Livestock development unit</b>	
<b>Promote modern bee keeping and tree planting</b>	<ul style="list-style-type: none"> <li>• Survey and zoning of bee keeping areas</li> <li>• Promote stakeholders participation in bee keeping</li> <li>• Agro forestry and forestry promotion</li> </ul>
<b>Promote commercial poultry production</b>	<ul style="list-style-type: none"> <li>• Support farmers to raise commercial flocks</li> <li>• Promote BSF farming</li> <li>• Train in local feed formulation</li> </ul>
<b>Promote production of high quality feed resources</b>	<ul style="list-style-type: none"> <li>• Introduction and promotion of high quality feed propagation materials</li> <li>• Soil fertility management</li> <li>• Seed multiplication by model and lead farmers</li> <li>• Linkages with research and private companies</li> <li>• Commercialization of hay production</li> </ul>
<b>Promote formation/strengthening of dairy cooperatives</b>	<ul style="list-style-type: none"> <li>• Organization of farmers groups into cooperatives</li> </ul>
<b>Promotion of feed lot production of beef and goats</b>	<ul style="list-style-type: none"> <li>• Zoning of potential areas for feed lots</li> <li>• Training and market linkages</li> </ul>
<b>Promotion of pig, rabbit farming, poultry and emerging livestock</b>	<ul style="list-style-type: none"> <li>• Exposure to alternative livestock enterprises</li> </ul>
<b>Promotion of livestock marketing</b>	<ul style="list-style-type: none"> <li>• Construction of livestock sale yards</li> <li>• Establishment of livestock sale yards institutions</li> <li>• Development of sale yards policy</li> </ul>
<b>Climate change mitigation, resilience building and adaptation</b>	<ul style="list-style-type: none"> <li>• Mainstream climate issues in agricultural policies.</li> <li>• Develop a livestock livelihoods resilience policy</li> <li>• Strengthen agricultural early warning system</li> <li>• Promote agroforestry</li> </ul>

Sector Priorities	Strategies
	<ul style="list-style-type: none"> <li>• Promote on farm water harvesting and conservation</li> <li>• Promote conservation agriculture</li> </ul>
<b>Revitalize Machakos Agricultural Training Centre.</b>	<ul style="list-style-type: none"> <li>• Modernize the farm and training facilities</li> <li>• Commercialization of the ATC</li> <li>• Establish Fund for the institution</li> <li>• Establish an ATC Board of Directors for ATVET</li> <li>• Establish of propagation and multiplication Units</li> <li>• Establish a Soil Testing Laboratory</li> </ul>
<b>Integrating Food safety and quality assurance in Work plans/activities</b>	<ul style="list-style-type: none"> <li>• Staff capacity building in Food Safety</li> <li>• Harmonization and coordination of of security matters</li> </ul>
<b>Veterinary services unit</b>	
<b>Improve livestock disease control</b>	<ul style="list-style-type: none"> <li>• Enhance disease surveillance for early warning, detection and appropriate response</li> <li>• Collaborate with relevant stakeholders ( KARLO, ILRI, FAO, KEMRI, CDC ) on livestock disease control and management</li> <li>• Sensitize stakeholders on Animal Disease act</li> <li>• Enhance adherence to livestock movement regulations</li> <li>• Enhanced scheduled mass livestock vaccination</li> <li>• Construction and equip cattle dips and spray races</li> <li>• Enhance mass vaccination of dogs and cats</li> <li>• Establishment of strategic vaccine stock</li> <li>• Ensure adequate staffing levels</li> <li>• Rehabilitation of Veterinary diagnostic laboratory</li> <li>• Capacity build officers on emerging livestock and fish diseases</li> </ul>
<b>Improved marketing infrastructure</b>	<ul style="list-style-type: none"> <li>• Construction of modern slaughter houses</li> </ul>
<b>Ensure quality control in slaughterhouses.</b>	<ul style="list-style-type: none"> <li>• Effective enforcement of Public Health and Environmental Standards.</li> <li>• Enhance inspection of all slaughter points</li> <li>• Promote public private partnership in management of slaughterhouses</li> <li>• Ensuring adequate number of meat inspectors</li> <li>• Capacity building the meat inspectors</li> <li>• Creation of revolving for maintenance of public slaughter houses</li> <li>• Promote PPP in management of public slaughter houses</li> <li>• Construct poultry slaughterhouses</li> </ul>
<b>Enforcement of Animal Welfare.</b>	<ul style="list-style-type: none"> <li>• Sensitize/ capacity build stakeholders on animal welfare regulations and animal rights</li> <li>• Collaborate with relevant stakeholders to enforce animal welfare issues</li> <li>• Regular surveillance and spot checks in the fields</li> <li>• Customize Animal Welfare Bills/ Act</li> </ul>
<b>Ensure quality Animal Health services and Inputs.</b>	<ul style="list-style-type: none"> <li>• Regular Inspection of Agrovet, AI and Animal Health service providers &amp; Feeds stores</li> <li>• Ensure registration of all the animal Health service providers</li> <li>• Sensitize stakeholders on Good Animal Health Practices.</li> <li>• Collaborate with regulatory bodies eg KVB, KEPHIS, PCPB, KEBS etc</li> <li>• Support to Artificial :Insemination (AI) services</li> </ul>
<b>Improve Animal Health extension services</b>	<ul style="list-style-type: none"> <li>• Establishment of staff recruitment, replacement and retention programme</li> <li>• Adequately equip animal health extension officers with requisite Knowledge, tools and</li> </ul>

Sector Priorities	Strategies
	<p>equipment</p> <ul style="list-style-type: none"> <li>Enhance equity in extension provision among the farming community (male, female, youth involvement)</li> <li>Identify and promote appropriate technologies in animal health</li> <li>Promoting the generation and dissemination of information to stakeholders</li> <li>Capacity building veterinarians on emerging animal health and production issues</li> </ul>
<b>Value addition</b>	<ul style="list-style-type: none"> <li>Development of leather industry</li> </ul>
<b>Fisheries development unit</b>	
<b>Improve Fish Stock Monitoring, Control, Surveillance, and management of fish in natural water bodies</b>	<ul style="list-style-type: none"> <li>Build capacities of the Beach Management Units (BMU) through training in the relevant areas.</li> <li>Collaboration with relevant stakeholders to enforcing various management regulations to ensure no illegal fishing methods takes place (KeFS, KWS, Ministry of Interior).</li> <li>Increase fish stocks by restocking dams and rivers in the county.</li> <li>Establishment of patrol units comprising of officers, security agencies and Acquisition of Engine patrol boat.</li> </ul>
<b>Promote Efficient and Suitable Aquaculture production systems</b>	<ul style="list-style-type: none"> <li>Identify and promote appropriate technologies and build climate resilience in aquaculture</li> <li>Capacity building fisheries officers on emerging fish production systems</li> <li>Collaboration with relevant stakeholders (KeFS, KEMFRI, KEPHIS)</li> </ul>
<b>Improve availability and access to affordable quality fish feed</b>	<ul style="list-style-type: none"> <li>Promote domestic/cottage feed production</li> <li>Capacity building fish farmers on fish feed formulation.</li> <li>Promote access to appropriate quality and quantity of fish feeds</li> </ul>
<b>Improve availability and access to Quality and affordable Fish Seeds (fingerlings).</b>	<ul style="list-style-type: none"> <li>Provide information on sources and prices of quality seed to fish farmers</li> <li>Maintain appropriate brood-stock for different aquaculture production systems</li> <li>Promoting commercial hatcheries to facilitate access to quality seed for the entire sector</li> <li>Promote access to quality fingerlings</li> </ul>
<b>Improve fish production, fish Quality assurance, Value addition and Marketing</b>	<ul style="list-style-type: none"> <li>Promote sanitary and phytosanitary standards in fish handling and preservation practices</li> <li>Encourage value addition to fish and fishery products</li> <li>Establish market information systems</li> <li>Training and gazetted fish inspectors and equipping them with appropriate tools</li> <li>Promote water harvesting</li> <li>Promote access to pond liners</li> <li>Provision of harvesting gears</li> </ul>
<b>Cooperative development sub sector</b>	
<b>Improve governance of cooperative societies through training</b>	<ul style="list-style-type: none"> <li>Extensive training of management committees of cooperative societies</li> </ul>
<b>Promote growth and development of cooperative societies</b>	<ul style="list-style-type: none"> <li>Training, promotion and registration of new cooperatives.</li> </ul>
<b>Coffee revitalization program</b>	<ul style="list-style-type: none"> <li>Provide seedlings, fertilizers and training to improve coffee production</li> </ul>
<b>Increase participation of youth and women in cooperatives</b>	<ul style="list-style-type: none"> <li>Training to create interest, register cooperative societies led by youth and women</li> <li>Youth and women sensitization</li> <li>Value addition</li> <li>Digitalization of all cooperative operations</li> </ul>
<b>Support dairy cooperatives to spur their growth, reduce losses and create market linkages.</b>	<ul style="list-style-type: none"> <li>Capacity building to the management</li> <li>Promotion of artificial insemination technology</li> <li>Equip them with coolers, milk cans and value addition technologies. Link them to markets.</li> </ul>

Sector Priorities	Strategies
<p><b>Encourage societies to move their operations to digital platforms to ease their record keeping and overall operations</b></p>	<ul style="list-style-type: none"> <li>• Training on new technologies and equipping societies with the hardware and software.</li> </ul>
<p><b>Carry out financial audits in cooperative societies to ensure transparency and adherence to the law.</b></p>	<ul style="list-style-type: none"> <li>• Visit cooperatives, audit their books and register their audited accounts.</li> </ul>

## 4.1.2 Commercial, Tourism and Labour Affairs Sector



*Photo: Machakos rally, Machakos motorsport circuit*

### **Sector Composition**

This Sector is comprised of sub-sectors of Trade, Industrialization, Investment, Tourism and Labour Affairs. One of the core functions of the sector is to create conducive environment for trade, investment, tourism and industrialization. This involves promotion, coordination and implementation of integrated socio-economic policies and programmes, which enhances competitiveness, sustainability and equitable socio-economic development in the County.

### **Vision**

Making Machakos a nationally competitive County of choice for Trade, Investment and Tourism.

### **Mission**

To promote sustainable economic growth through Trade, Industrialization, Tourism and decent job creation.

### **Goal**

Inclusive and sustainable economic growth, productive employment and decent work for all.

**Table 4. 2: Commercial, Tourism and Labour Affairs sector’s Priorities and Strategies**

Sector Priorities	Strategies
<b>Trade sub sector</b>	
<b>Research for Development</b>	<ul style="list-style-type: none"> <li>• Partner with Government and other relevant research institution.</li> <li>• Opportunities for partnerships with institutions of higher learning.</li> <li>• Attracting research financing from development partners.</li> </ul>
<b>Marketing and promotion</b>	<ul style="list-style-type: none"> <li>• Facilitate training of technical officers</li> <li>• Public private partnerships</li> <li>• Established partnerships with state agencies involved in trade.</li> <li>• Partnering with relevant national and international stakeholders in research on marketing strategies</li> </ul>
<b>Business database</b>	<ul style="list-style-type: none"> <li>• Executive Arm of the County government and the assembly to implement the digitization process</li> <li>• Partnering with relevant stakeholders</li> </ul>
<b>Business enterprise development</b>	<ul style="list-style-type: none"> <li>• Make use of media and social platforms through which sanitization can be done</li> <li>• Digitizing and Harmonizing trade license issuing processes</li> <li>• Develop digital applications that can be used in the monitoring of business activities.</li> <li>• Carry out training of technical officers</li> <li>• Formulation and implementation of policies and legal frameworks for business enterprise development training.</li> <li>• Make use of Government sponsorship</li> <li>• Sponsorship by private organizations and institutions</li> <li>• Organize mentorship programmes and research.</li> <li>• Carry out exhibitions and trade fairs on local and international trade</li> <li>• Carry out workshops on informal businesses</li> <li>• Implement programmes with funding from County and national government.</li> <li>• Partner and encourage the use of various financial institution and digital lending platforms.</li> <li>• Carry out sensitization activities on the need for honesty and credit worthiness</li> <li>• Formulation and implementation of policies and legal frameworks to ease credit access</li> </ul>
<b>Employment creation</b>	<ul style="list-style-type: none"> <li>• Partner with relevant stake holders and investors</li> <li>• Create a conducive environment for investors willing to establish industries in the County.</li> <li>• Promotion of local products and services.</li> </ul>
<b>Industrialization master plan</b>	<ul style="list-style-type: none"> <li>• Partner with relevant stake holders in the formulation and implementation of an industrialization master plan.</li> <li>• Trained County staff.</li> </ul>
<b>Investment Promotion</b>	<ul style="list-style-type: none"> <li>• Collaboration with national investment agencies.</li> <li>• Opportunities for PPP</li> </ul>
<b>International Trade</b>	<ul style="list-style-type: none"> <li>• Develop an international trade portfolio in the county</li> <li>• Enhancement of department’s technical capacity expertise on international trade issues</li> <li>• Increased value addition opportunities for farmers, traders, etc.</li> <li>• Establish Wealth-creation opportunities across value chains</li> <li>• Create employment opportunities for youths</li> <li>• Develop Infrastructure for export, e.g. cold rooms</li> <li>• Access new export markets in compliance with sanitary and phyto-sanitary export standards</li> </ul>
<b>Informal sector promotion</b>	<ul style="list-style-type: none"> <li>• Partner with the informal sector and other relevant stakeholders</li> <li>• Utilize digital platforms in the promotion of the informal sector</li> </ul>
<b>Export development and promotion</b>	<ul style="list-style-type: none"> <li>• Partner with relevant stakeholders</li> </ul>

<b>Sector Priorities</b>	<b>Strategies</b>
	<ul style="list-style-type: none"> <li>Partnering with Existing investor organizations and institutions such a KAM</li> </ul>
<b>County export programmes</b>	<ul style="list-style-type: none"> <li>Partner with export trade agencies like KEPROBA, ACA-Kenya</li> </ul>
<b>Linkage between local producers with export market</b>	<ul style="list-style-type: none"> <li>Partner with export trade agencies like KEPROBA, ACA-Kenya</li> </ul>
<b>Carry out workshops to sensitize SMEs on export market requirements, standards, packaging and documentation</b>	<ul style="list-style-type: none"> <li>Partner with national government agencies on standards, compliance, etc. e.g. KEPHIS</li> <li>Partner with training institutions, like universities, on export training</li> </ul>
<b>Investment expo</b>	<ul style="list-style-type: none"> <li>Participate in national, regional and international investment forums</li> <li>Organizing county expos</li> </ul>
<b>Value addition</b>	<ul style="list-style-type: none"> <li>Integrate new innovations and value-addition programs</li> <li>Establish innovation hubs</li> <li>Establish SME hubs</li> </ul>
<b>Adoption/uptake on digital trade/e-commerce</b>	<ul style="list-style-type: none"> <li>Train county staff on e-commerce in collaboration with agencies such as KEPROBA, International Trade Centre, etc.</li> </ul>
<b>Cooperatives</b>	<ul style="list-style-type: none"> <li>Collaboration between county departments on issues relating to trade and cooperatives</li> </ul>
<b>Capacity building to enhance county staff technical capacity in the inspection of weights and measures</b>	<ul style="list-style-type: none"> <li>Collaborate and partner with national Government agencies such as Kenya National Accreditation</li> </ul>
<b>Consumer protection</b>	<ul style="list-style-type: none"> <li>Partnerships with agencies such as the Competition Authority of Kenya, Anti-Counterfeit Authority, KEBS, etc.</li> </ul>
<b>Risk preparedness and management</b>	<ul style="list-style-type: none"> <li>Train County staff on risk management</li> <li>Partner with relevant stakeholders in risk mitigation</li> </ul>
<b>Financial inclusion</b>	<ul style="list-style-type: none"> <li>Train county staff on financial inclusion strategies</li> </ul>
<b>Maximize utilization and digitization of the CIDC</b>	<ul style="list-style-type: none"> <li>Partnership with the National Government (Kenya National library) and other none governmental organizations</li> </ul>
<b>Space in the CIDC</b>	<ul style="list-style-type: none"> <li>Partner with various organizations in establishing and financing a state of the art CIDC</li> </ul>
<b>Tourism</b>	
<b>To increase the number of tourists visiting the County</b>	<ul style="list-style-type: none"> <li>Conducting more marketing and promotion campaigns</li> <li>Organizing exhibitions and exchange programmes</li> </ul>
<b>To increase sensitization on tourism functions and development agendas in the County and beyond</b>	<ul style="list-style-type: none"> <li>Organize public participation forums to sensitize the locals about tourism projects.</li> <li>Involving the locals in tourism development projects planning committees.</li> <li>Formation of Tourism Association with relevant stakeholders to articulate tourism agendas in the County</li> </ul>
<b>To increase number of tourism activities across the County</b>	<ul style="list-style-type: none"> <li>Introduction of new tourism products</li> <li>Diversification of the existing tourism products</li> <li>Partner with the local community in projects within their locality</li> </ul>
<b>To facilitate a conducive</b>	<ul style="list-style-type: none"> <li>Create awareness on importance of embracing Tourism projects</li> </ul>



Sector Priorities	Strategies
environment for development of tourism projects	<ul style="list-style-type: none"> <li>• Consultation with relevant stakeholders on tourism matters.</li> </ul>
<b>Culture</b>	
Enhance Kamba cultural and other practices	<ul style="list-style-type: none"> <li>• Initiate programs targeting school going children on culture and cultural practices during school holidays</li> <li>• Use local media to sensitize on and promote Kamba culture</li> <li>• Cultural festivals for promotion of Akamba culture/Akamba cultural week</li> <li>• Documentation of cultural heritage/establishment of a preservation Centre</li> <li>• Patent cultural products and culture inclusivity</li> <li>• Research and promotion of Kamba culture and cultural artifacts</li> </ul>
Improve cultural infrastructure	<ul style="list-style-type: none"> <li>• Adding value to the existing cultural spaces and</li> <li>• construction of cultural centers, museums and traditional Akamba homestead</li> </ul>
Advocacy for cultural policy	<ul style="list-style-type: none"> <li>• Creation and implementation of the Machakos cultural policy</li> </ul>
Enhance cultural exchange program	<ul style="list-style-type: none"> <li>• Kenya Music and Cultural Festivals, Kenya Inter-counties Sports and Cultural Association (KICOSCA) games</li> <li>• Foreign exchange travels</li> </ul>
Increase Film Promotion	<ul style="list-style-type: none"> <li>• Capacity building on Film production</li> <li>• Develop a website to upload local films and adoption of social marketing as way of creating awareness of local talents</li> </ul>
Improve film production skills	<ul style="list-style-type: none"> <li>• Training on film production and acquisition of related equipment</li> </ul>
Insufficient resources for cultural activities	<ul style="list-style-type: none"> <li>• Cultural grant fund</li> </ul>
Increased preservation of indigenous flora and fauna	<ul style="list-style-type: none"> <li>• Planting of more indigenous trees and plants</li> </ul>
Improve film production skills	<ul style="list-style-type: none"> <li>• Training on film production and acquisition of related equipment</li> </ul>
Increase Film Promotion	<ul style="list-style-type: none"> <li>• Capacity building on Film production</li> <li>• Develop a website to upload local films and adoption of social marketing as way of creating awareness of local talents</li> </ul>
Infrastructure for studios and amphitheater	<ul style="list-style-type: none"> <li>• Construction of visual/ audio studios and construction of the amphitheater</li> </ul>
Advocacy for creative arts policy	<ul style="list-style-type: none"> <li>• Creation and implementation of a film policy</li> </ul>
Improve and promote local creatives	<ul style="list-style-type: none"> <li>• Through festivals Machakos fest, Artfest, Top Choir Machakos</li> </ul>
<b>County Image</b>	
Mini parks	<ul style="list-style-type: none"> <li>• Planting of flowers</li> <li>• Maintaining flowers and flowers beds</li> <li>• Cleaning the park paths</li> <li>• Cleaning of recreational areas</li> </ul>
Machakos Highways cleaning, bush clearing	<ul style="list-style-type: none"> <li>• Cutting of grass and bushes</li> <li>• Collecting garbage along the highway</li> <li>• Trimming of overgrown trees</li> <li>• Clearing of Bushes and scrubs along the highways.</li> </ul>
Road Signage and	<ul style="list-style-type: none"> <li>• Cleaning the road signs</li> </ul>

Sector Priorities	Strategies
<b>branding</b>	<ul style="list-style-type: none"> <li>• Follow up with KeNHA and KURRA on permits and authorizations.</li> <li>• Erecting signage</li> </ul>
<b>Landscaping</b>	<ul style="list-style-type: none"> <li>• Planting flowers and maintaining the flower beds.</li> <li>• Maintenance of flower beds and features along the highways.</li> <li>• Landscaping along the highways</li> </ul>
<b>Liquor</b>	
<b>To promote responsible production and selling of alcoholic drinks</b>	<ul style="list-style-type: none"> <li>• Conduct annual inspection of all outlets that have applied.</li> <li>• Put out advertisements both in print and radio in order to urge various outlets to apply for liquor licensing right before the licensing cycle begins.</li> <li>• Convene County (1) and Sub County Liquor Committee (9) meetings.</li> <li>• Conduct monthly compliance checks to ensure the liquor act is enforced.</li> <li>• Training and capacity building of the secretariat and committee members.</li> </ul>
<b>To promote responsible drinking for a healthy population</b>	<ul style="list-style-type: none"> <li>• To undertake 2 responsible drinking campaigns per year putting special emphasis on the major festive seasons.</li> <li>• To organize stakeholders meeting per sub county- each quarter a different sub county until we reach out to all the 9 sub counties.</li> </ul>
<b>To collect revenue for the county.</b>	<ul style="list-style-type: none"> <li>• Do mapping annually to assist set liquor targets and projections.</li> </ul>

### 4.1.3 Education, Youth and Social welfare sector

#### Sector composition:

This sector is composed of sub-sectors of Education, Youth Empowerment, Vocational and Skills Training, Sports, Gender and Social Welfare. The sector provides quality services in Early Childhood Development, Vocational training & development, Youth Empowerment, social support to the marginalized & underprivileged groups and in promotion of sports. It aims to ensure all boys and girls receive inclusive and equitable quality education, mainstream and achieve gender equality, support PWDs as well as empower the society.

#### Vision

**To provide, promote and coordinate quality education, training and gender sensitive, safe and motivating environment**

#### Mission

To be a regional leader in provision of ECDE services, youth development, mainstream gender, sustainable social welfare support and vibrant sports activities.

#### Sector Goal(s)

To provide quality and unrivaled services in early childhood development education, youth training and empowerment, social support to the marginalized and underprivileged groups and sports activities.

**Table 4. 3: Education, Youth and Social welfare Sector’s Priorities and Strategies**

SECTOR PRIORITIES	STRATEGIES
<b>ECDE</b>	
<b>Improve ECDE infrastructure</b>	<ul style="list-style-type: none"> <li>• Construction of ECDE Centers</li> <li>• Equipping and establishment of disability friendly ECDE centers</li> </ul>
<b>Recruit ECDE care givers</b>	<ul style="list-style-type: none"> <li>• Employment and training of ECDE care givers</li> </ul>
<b>Subsidizing education through bursary</b>	<ul style="list-style-type: none"> <li>• Expand the current bursary scheme</li> <li>• Lobby for higher education scholarship fund</li> </ul>
<b>Legislating education within the county</b>	<ul style="list-style-type: none"> <li>• Policy formulation in the various levels of education</li> </ul>
<b>VTCS</b>	
<b>Improve vocational training infrastructure</b>	<ul style="list-style-type: none"> <li>• Construction of VTC centers</li> <li>• Equipping of the VTC centers</li> </ul>
<b>Recruit more VTC trainers</b>	<ul style="list-style-type: none"> <li>• Employment of VTC trainers</li> </ul>
<b>Subsidize training through the county vocational grant</b>	<ul style="list-style-type: none"> <li>• Introduce county vocational tuition grant</li> <li>• Bursary allocation</li> </ul>
<b>Legislating VTC within the county</b>	<ul style="list-style-type: none"> <li>• Policy formulation in the various levels of Vocational Training Centers</li> </ul>
<b>SPORTS AND STADIA</b>	
<b>Improved sports infrastructure in the county</b>	<ul style="list-style-type: none"> <li>• Construction of stadiums and upgrading of playing grounds.</li> <li>• Equipping of stadiums and playing grounds</li> </ul>
<b>Increased marketing of sports infrastructure to attract more events.</b>	<ul style="list-style-type: none"> <li>• Creating a marketing plan for all stadiums targeting sports associations and other stakeholders.</li> <li>• Giving opportunity for advertisement in all stadiums.</li> </ul>

<b>SECTOR PRIORITIES</b>	<b>STRATEGIES</b>
<b>Strong policies on sports</b>	<ul style="list-style-type: none"> <li>• Draft and implement sports policy</li> </ul>
<b>Increase talent identification and promotion</b>	<ul style="list-style-type: none"> <li>• Identify, nurture, develop and promote talent</li> </ul>
<b>Enhanced equality in sports discipline</b>	<ul style="list-style-type: none"> <li>• Awareness creation and sensitization in all sports</li> </ul>
<b>Increased capacity building</b>	<ul style="list-style-type: none"> <li>• Training of sports men, women and officials</li> </ul>
<b>Increased provision of sports equipment</b>	<ul style="list-style-type: none"> <li>• Equip sports teams in every discipline</li> </ul>
<b>YOUTH DEVELOPMENT</b>	
<b>Improved infrastructure for youth empowerment</b>	<ul style="list-style-type: none"> <li>• Construction of youth empowerment center</li> <li>• Equipping of youth empowerment centers</li> </ul>
<b>Empowered youth in the community in entrepreneurship, health and all other social issues</b>	<ul style="list-style-type: none"> <li>• Increase capacity buildings and sensitization in this areas</li> <li>• Create a good M.O.U with all stakeholders, combining efforts to help empower the youth</li> </ul>
<b>Strong policies and laws on youth empowerment.</b>	<ul style="list-style-type: none"> <li>• Draft and implement policies and bills</li> </ul>
<b>GENDER AND SOCIAL WELFARE</b>	
<b>Increase Community development for women, PWDs, widows, widowers, destitute persons and self-help groups</b>	<ul style="list-style-type: none"> <li>• Civic empowerment and capacity building</li> <li>• Start a revolving fund</li> <li>• Care and subsidies for the vulnerable and needy persons</li> <li>• Coordinate with the National Government in order to have mass registration and data capturing for PWDs</li> </ul>
<b>Improve care and protection of persons with disability</b>	<ul style="list-style-type: none"> <li>• Equipping and operationalization of the Machakos county disability board</li> <li>• Provision of assistive devices to assessed persons with disability</li> <li>• Disability mainstreaming training for all PWD stakeholders</li> <li>• Disability mainstreaming across all the Sectors, Departments and the Community</li> <li>• Construction and equipping of an Independent living and empowerment centre</li> <li>• Capacity building for PWD Care givers, parents, guardians and PWDs</li> <li>• Care and subsidies for the vulnerable and needy Persons With Disability</li> </ul>
<b>Improved prevention and responses of GBV</b>	<ul style="list-style-type: none"> <li>• Construction, Equipping and Operationalization of GBV Rescue Centers</li> <li>• Capacity building and sensitization on GBV</li> <li>• Formation of GBV technical working groups</li> <li>• Construction of rehabilitation centers.</li> </ul>
<b>Improved care and protection of elderly persons</b>	<ul style="list-style-type: none"> <li>• Give care subsidy to needy and vulnerable elderly persons</li> <li>• Start monthly clinics for elderly persons</li> <li>• Construct homes for the needy and vulnerable elderly persons</li> <li>• Upscaling of the Inua Jamii Programs</li> </ul>
<b>Improved childcare and protection of Orphans and Vulnerable Children (OVCs)</b>	<ul style="list-style-type: none"> <li>• Give care subsidies to registered Children’s homes, Rescue Centres and Special institutions</li> <li>• Counseling, rehabilitation and home integration of street children and truant</li> <li>• Construction, equipping and operationalization of Machakos County Children’s Rescue Centre</li> <li>• Capacity building for the caregivers (ECDE caregivers, parents and OVC caregivers)</li> <li>• Improved child welfare through certification, registration and routine inspection of registered children homes and children rescue Centers (in liaison with National Government).</li> </ul>
<b>Improve gender mainstreaming equality</b>	<ul style="list-style-type: none"> <li>• Mainstream gender equality across all areas of work in all the county sectors, departments and the community</li> <li>• Formation of the county gender committees at the county, sub-county and ward levels.</li> <li>• Need for Policies, Regulations and Guidelines on GBV, OVCs, PWDs and</li> </ul>

<b>SECTOR PRIORITIES</b>	<b>STRATEGIES</b>
	Elderly Persons

#### 4.1.4 Energy, Infrastructure and ICT Sector



*Photo: Road construction flag off*

#### **Sector composition:**

Energy, Roads & Transport, Public Works and ICT

#### **Vision**

To be a leading sector in provision of modernized infrastructure that promotes economic growth.

#### **Mission**

To promote economic growth through provision of efficient, affordable, reliable infrastructure and energy for all.

#### **Sector Goal**

To reduce cost of doing business and sustain world-class state of infrastructural facilities that support current and future development.

**Table 4. 4: Energy, Infrastructure and ICT Sector’s priorities and strategies**

<b>Sector Priorities</b>	<b>Strategies</b>
<b>Energy Sub Sector</b>	
<b>Promotion of Clean cooking technologies</b>	<ul style="list-style-type: none"> <li>Promote through public sensitization; the use of solar technology clean cooking technologies in Households ,commercial and domestic buildings (e.g Use of Biogas, Bio fuels, E- cooking appliances, solar thermal energy)</li> </ul>
<b>Reduction of electricity cost and Energy bills</b>	<ul style="list-style-type: none"> <li>Solarization of All health facilities, Offices, Parks in Machakos County</li> <li>Carry out Energy Audits</li> <li>Do Audits for all county Kplc meter accounts and introduce self-meter reading.</li> <li>Using energy saving LEDs, Replacing existing sodium Vapour fittings with LED lamps</li> <li>Promoting installation of solar powered streetlights and market floodlights</li> </ul>
<b>Curb insecurity in all urban centers, rural markets and extend hours of doing business</b>	<ul style="list-style-type: none"> <li>To scale up floodlights Infrastructure from 907 in 538 markets to 1,200 in five years</li> <li>Increase streetlights connectivity from 2,747 columns covering over 109 kilometers to 5,494 columns covering over 218 kilometers in 5 years.</li> <li>Promote use of solar powered CCTV cameras.</li> <li>Acquisition of street lighting equipment’s. (e. g Electrical platforms and lorries with cranes)</li> <li>Recruitment of more technical and non-technical staff.</li> <li>Kyumvi road rehabilitation with solar streetlights</li> </ul>
<b>Increase power distribution and connectivity per house hold</b>	<ul style="list-style-type: none"> <li>Using PPPs to Produce power using locally available resources and distributing power in areas with no access to national grid</li> <li>partnering with GoK entities (REREC&amp; MoEP) or players in the energy sector to do transformer maximization and grid extension projects</li> </ul>
<b>Preparation of County integrated development plans and policies</b>	<ul style="list-style-type: none"> <li>Formulation of more energy policies where there are gaps.</li> <li>Development of county energy plans and frameworks.</li> <li>Development of County rural electrification master plan.</li> </ul>
<b>Training &amp; Development</b>	<ul style="list-style-type: none"> <li>Conducting of Public sensitization</li> <li>Capacity building</li> </ul>
<b>Maintenance of Streetlights and floodlights</b>	<ul style="list-style-type: none"> <li>Ensuring availability of O&amp;M budget</li> <li>Ensuring availability of vehicle and equipment repair budgets to reduce turnaround time.</li> </ul>
<b>Roads and transport Sub Sector</b>	
<b>Adequate Infrastructure facilities</b>	<ul style="list-style-type: none"> <li>Construction of critical high traffic volume roads to bitumen roads</li> <li>Grading &amp; gravelling of local low traffic roads</li> <li>Construction of road drainage facilities &amp; related protective works</li> </ul>
<b>Balanced/Equitable provision of facilities within the county</b>	<ul style="list-style-type: none"> <li>Equitable distribution of resources based on criteria such population, land mass, cost benefit analysis, historically marginalized areas etc.,</li> </ul>
<b>Extended lifespan of road and related facilities</b>	<ul style="list-style-type: none"> <li>Improved supervision practices as well as technical specifications for works</li> <li>Technical capacity improvement of personnel</li> <li>Detailed technical, social &amp; environmental planning &amp; designing for all works</li> </ul>
<b>Adequate &amp; sustainable transport sector facilities such as bus-parks</b>	<ul style="list-style-type: none"> <li>Utilization of donor funding &amp; cross-departmental collaboration e.g. Dept. of Transport &amp; Dept. of Urban Development</li> </ul>
<b>Regulated &amp; Compliant public transport sector</b>	<ul style="list-style-type: none"> <li>Improvement in enforcement of set regulations</li> <li>Stakeholder engagement &amp; collaboration. E.g. Police, Matatu Owners Associations, NTSA</li> </ul>
<b>Public works sub sector</b>	

<b>Sector Priorities</b>	<b>Strategies</b>
<b>Adequate Infrastructure facilities</b>	<ul style="list-style-type: none"> <li>• Construction of public amenities and support structures</li> </ul>
<b>Balanced/Equitable provision of facilities within the county</b>	<ul style="list-style-type: none"> <li>• Equitable distribution of resources based on criteria such population, land mass, cost benefit analysis, historically marginalized areas etc.,</li> </ul>
<b>Extended lifespan of building facilities</b>	<ul style="list-style-type: none"> <li>• Improved supervision practices as well as technical specifications for works</li> <li>• Technical capacity improvement of personnel</li> <li>• Detailed technical, social &amp; environmental planning &amp; designing for all works</li> </ul>
<b>Adequate &amp; sustainable public funding</b>	<ul style="list-style-type: none"> <li>• 1.Utilization of donor funding &amp; cross-departmental collaboration e.g. Dept. of Public Works &amp; Dept. of Urban Development</li> </ul>
<b>Regulated &amp; Compliant public buildings</b>	<ul style="list-style-type: none"> <li>• Improvement in enforcement of set regulations</li> <li>• Stakeholder engagement &amp; collaboration.</li> </ul>
<b>ICT sub sector</b>	
<b>To enhance roadmap for day – to-day operations within the county</b>  <b>To enhance decision making, and streamlining internal processes</b>	<ul style="list-style-type: none"> <li>• Formulating, developing &amp; enacting of policies</li> <li>• operationalization of the developed policies</li> </ul>
<b>To increase ICT professional skills &amp; knowledge needed for better performance</b>	<ul style="list-style-type: none"> <li>• Training of government personnel on ICT</li> <li>• Conducting regular training need assessments (TNA)</li> </ul>
<b>To improve service delivery</b>	<ul style="list-style-type: none"> <li>• Acquisition &amp; maintenance of good ICT infrastructure</li> </ul>
<b>To increase service delivery</b>	<ul style="list-style-type: none"> <li>• Use of green ICT</li> </ul>
<b>To bridge the resource gap within the department</b>	<ul style="list-style-type: none"> <li>• Seeking grants &amp; partnerships from development partners &amp; government agencies</li> </ul>
<b>To increase inter-departmental communication</b>	<ul style="list-style-type: none"> <li>• Use of official communication tools</li> </ul>
<b>To enhance acquisition of ICT skills within the people of Machakos</b>	<ul style="list-style-type: none"> <li>• Conducting mentorship &amp; innovation forums &amp; programs</li> </ul>



## 4.1.5 Health Sector

### Sector Composition

This sector is composed of health and emergency services. The sector plays a significant role in maintaining or improving health of the people thereby enhancing their productivity that the County needs to achieve her agenda. In the financial year 2021-2022, the sector will implement the following programmes which are aligned to the national and international plans.

### Vision

A Universal leader in provision of holistic health care and emergency services

### Mission

To provide the highest attainable standards of quality health care which is dynamic, affordable, accessible, equitable, acceptable, sustainable, efficient and effective to all

### Sector Goal

Improved livelihoods and health care services for residents of Machakos County

**Table 4. 5 Health Sector's priorities and strategies**

Priorities	Strategies
<b>Health Products and Technologies</b>	
<b>Resource mobilization and progressive review of the HPT budget to ensure continuous availability of medicines and medical supplies.</b>	<ul style="list-style-type: none"> <li>• Lobbying for progressive increment of the HPT budget to at least 1.6 billion by 2027.</li> <li>• Procurement from suppliers with the most quality and value. (1. Market Survey for HPTS, 2. Develop a framework contract for supply of HPTs)</li> <li>• Regulation and legislation for ring fencing funds allocated and collected through HPTs.</li> <li>• Increasing revenue availability through insurance schemes (NHIF) and plough back to HPTs</li> </ul>
<b>Anchorage of the HPT unit in law.</b>	<ul style="list-style-type: none"> <li>• Benchmarking with counties that have anchored</li> <li>• Engagement with county health committee at the county assembly</li> <li>• Identifying a champion within the county assembly to push the bill</li> <li>• Review and re-writing of the HPT anchorage bill</li> <li>• Using the current guidelines for HPT unit establishment and anchorage from MOH</li> <li>• Leverage on legislation for ring-fencing of HPTs to anchor the unit in law.</li> <li>• Demonstration of achievements and need for the HPT unit.</li> <li>• Budget for public participation and workshop with MCAs.</li> </ul>
<b>Budget for support of HPT activities (surveillance, supervision, redistribution, forecasting and quantification, AMR activities, research in HPTs, trainings, conferences, quarterly review meetings, M&amp;E.)</b>	<ul style="list-style-type: none"> <li>• Include in the costed HPT activities in the county workplan. At least 2% of the HPT budget</li> <li>• Introduce a standalone budget element for HPT activities in the recurrent expenditure.</li> <li>• Annual 10% increment of the HPT management and support budget</li> <li>• Procurement of dedicated vehicle for commodity redistribution (with driver).</li> </ul>
<b>Installation and</b>	<ul style="list-style-type: none"> <li>• Provision of a budget for a real time end to end visibility system in the priority projects.</li> </ul>

Priorities	Strategies
<b>sustenance of a digital HPT management system for monitoring use of medicines and medical supplies.</b>	<ul style="list-style-type: none"> <li>Take advantage of system from MOH (under Circular MOH/ADM/1/3/3).</li> <li>Include training, capacity building and monitoring resources for the system.</li> <li>Linkage of the system to KEMSA and KHIS.</li> <li>Procurement and installation of hardware for supporting the HPT end-to-end viability system for all facilities (Including Sub-county HQs).</li> </ul>
<b>Stewardship in antimicrobial resistance (AMR)</b>	<ul style="list-style-type: none"> <li>Implementation of CASIC workplan co-prepared with Department of Agriculture, Environment, Water, NEMA.</li> <li>Provision of budget and resources for quarterly review of progress.</li> </ul>
<b>Expansion of HPT storage facilities within the county</b>	<ul style="list-style-type: none"> <li>Improve county HQ warehousing capacity including cold storage.</li> <li>All 9 sub-counties to have a proper central store (construction and/or renovation and equipping).</li> <li>All county facilities with adequate stores, with cold chain, pallets, temperature monitoring.</li> </ul>
<b>Expansion of pharmacies in Level 3, 4 and 5 facilities</b>	<ul style="list-style-type: none"> <li>Phased expansion and equipping of inpatient pharmacies in Level 4 and 5</li> <li>Phased expansion and equipping of outpatient pharmacies in Level 3, 4 and 5 facilities</li> </ul>
<b>Expansion of rehabilitative services in high volume Level 3s, all 4s and 5 facilities</b>	<ul style="list-style-type: none"> <li>Recruitment and replacement of rehabilitative staff.</li> <li>Purchase of modern rehabilitative equipment.</li> <li>Construction and renovation of rehabilitation units.</li> </ul>
<b>Digitization of radiology services</b>	<ul style="list-style-type: none"> <li>Installation of Digital X-ray in Mavoko and Mwala L4</li> <li>Installation of Ultrasound in Mavoko and Mwala L4</li> <li>Completion of Digital X-ray in Kathiani L4</li> </ul>
<b>Installation of pharmaceutical waste disposal system at Machakos Level 5 HQs</b>	<ul style="list-style-type: none"> <li>Identification of site for installation</li> <li>Procurement of pharmaceutical waste disposal system</li> <li>Installation of pharmaceutical waste disposal system.</li> </ul>
<b>Employment of additional HRH in management and use of HPTs</b>	<ul style="list-style-type: none"> <li>Employment of additional 5 pharmaceutical specialists</li> <li>Employment of additional 22 pharmacists</li> <li>Employment of additional 101 pharmaceutical technologists</li> <li>Employment of additional 25 laboratory technologists</li> <li>Employment of additional 2 radiologists</li> <li>Employment of additional 10 radiographers</li> </ul>
<b>Environmental Health Services</b>	
<b>Staff establishment</b>	<ul style="list-style-type: none"> <li>Employment of health care personnel</li> <li>Advocacy and capacity building of staff and the community</li> <li>Staff promotion</li> </ul>
<b>Operationalization of the public Health Acts and policies</b>	<ul style="list-style-type: none"> <li>Advocacy and awareness of existing policies.</li> <li>Lobby for ring fencing of public health funds.</li> <li>Procurement and Dissemination of Public Health IEC materials.</li> </ul>
<b>Disease surveillance and Response</b>	<ul style="list-style-type: none"> <li>IDSR training to health care workers</li> <li>Initiate Public Health emerge operation Centre's at health facilities</li> <li>Sensitize community on event-based disease surveillance</li> <li>Linkage with other departments</li> </ul>
<b>Environmental Health</b>	<ul style="list-style-type: none"> <li>Push for enactment of county environmental health bill</li> <li>Constitute food safety committee at county and sub county level</li> </ul>
<b>Food quality control and standards</b>	<ul style="list-style-type: none"> <li>Establishment of food lab</li> <li>Training of staff on food and water quality control</li> <li>Food and water quality surveillance (sampling)</li> </ul>
<b>Water sanitation and hygiene</b>	<ul style="list-style-type: none"> <li>Promotion of Community Led total Sanitation.</li> <li>Staff training on IPC at health facility level</li> </ul>
<b>Health Standards and Quality Assurance</b>	
<b>Enhance patient safety through assured quality and high standards of</b>	<ul style="list-style-type: none"> <li>Advocate for support and budgetary allocation towards Patients safety, standards and quality assurance.</li> <li>Strengthen and sustain scheduled Joint Health Inspections</li> </ul>

Priorities	Strategies
health care delivery by health care service providers	
<b>Laboratory Services</b>	
Provision of testing reagents and consumables.	<ul style="list-style-type: none"> <li>• Lobbying for budgeting increment.</li> </ul>
Ensuring adequate and consistent empowerment of laboratory personnel	<ul style="list-style-type: none"> <li>• Stipend payment;</li> <li>• Lobbying for budgetary increment;</li> <li>• Resource mobilization</li> </ul>
Capacity building of laboratory staff on SLIPTA and SLMTA indicators	<ul style="list-style-type: none"> <li>• Mobilization of resources</li> </ul>
Provision of mobile data tablets to all laboratory managers	<ul style="list-style-type: none"> <li>• Resource mobilization</li> </ul>
Renovate the single existing one room laboratories to standard designs by world health organization.	<ul style="list-style-type: none"> <li>• Lobbying for more resources</li> </ul>
Enroll all level 4 hospital laboratories into ISO certification standards.	<ul style="list-style-type: none"> <li>• Lobbying for more resources</li> </ul>
<b>Non communicable Diseases</b>	
Capacity building our health care personnel's and CHVs	<ul style="list-style-type: none"> <li>• Lobbying for budgetary increment</li> <li>• Capacity building staff and CHVs</li> <li>• Resource mobilization.</li> <li>• Rein fencing NCD resources</li> </ul>
Advocacy and awareness creation to the community	<ul style="list-style-type: none"> <li>• Lobbying for budgetary increment.</li> <li>• Resource mobilization.</li> </ul>
Increased burden of accidents and injuries.	<ul style="list-style-type: none"> <li>• Lobbying for budgetary allocation.</li> <li>• Resource mobilization</li> </ul>
<b>Immunization Services</b>	
-Ensuring effective distribution of vaccines to lowest level of use	<ul style="list-style-type: none"> <li>• Resource mobilization from the health partners to procure Fuel for distribution</li> <li>• Use Chanjo KE and vaccine fore-casting sheet to place order on time.</li> </ul>
-Ensuring adequate storage capacity, handling of vaccines in all immunizing facilities	<ul style="list-style-type: none"> <li>• Lobby for budget allocation for procurement of PQS CCE</li> <li>• Resource mobilization from the partners in Health</li> <li>• Capacity building of staff on cold chain management</li> </ul>
Ensuring the access of Immunization services in hard-to-reach target population.	<ul style="list-style-type: none"> <li>• Lobby for budget allocation and organize for continuous outreaches in hard-to-reach areas and areas where the target population is not covered by Health Facility.</li> </ul>
Ensuring over 95 immunization coverage of all antigens	<ul style="list-style-type: none"> <li>• Resource allocation for defaulter tracing in immunization facilities through follow up calls and SMS</li> </ul>
<b>Hospital Level Services</b>	
Ensuring funds availability	<ul style="list-style-type: none"> <li>• Strengthen resource mobilization, Ring-fencing health resources</li> </ul>
Ensuring adequate	<ul style="list-style-type: none"> <li>• Lobbying for budgetary increment, Capacity building staff on HPT quantification,</li> </ul>

Priorities	Strategies
supply of drugs, commodities and equipment	Resource mobilization, Deploy LMIS, Ring-fencing health resources
Recruitment, training & promotion of staff to ensure career progression	<ul style="list-style-type: none"> <li>Replacement of attritions, Resource mobilization, Budgetary allocation</li> </ul>
Complete stalled infrastructure projects	<ul style="list-style-type: none"> <li>Resource mobilization, Lobbying and governance buy-in</li> </ul>
<b>Non communicable diseases</b>	
Capacity building our health care personnel's and CHVs	<ul style="list-style-type: none"> <li>Lobbying for budgetary increment</li> <li>Capacity building staff and CHVs</li> <li>Resource mobilization.</li> <li>Rein fencing NCD resources</li> </ul>
Advocacy and awareness creation to the community	<ul style="list-style-type: none"> <li>Lobbying for budgetary increment.</li> <li>Resource mobilization.</li> </ul>
Reduce the burden of accidents and injuries.	<ul style="list-style-type: none"> <li>Lobbying for budgetary allocation.</li> <li>Resource mobilization</li> </ul>
Establish enough and functional psychosocial centres	<ul style="list-style-type: none"> <li>Lobbying for budgetary allocation</li> <li>resource mobilization</li> </ul>
Procure enough equipment and supplies	<ul style="list-style-type: none"> <li>Lobbying for budgetary allocation.</li> <li>Resource mobilization</li> </ul>
Increase number of targeted support supervision for NCDs	<ul style="list-style-type: none"> <li>Resource mobilization</li> <li>Request for budgetary allocation</li> </ul>
Increase number forums/meetings/consultations between department of health, partners and stakeholders on matters on NCDs	<ul style="list-style-type: none"> <li>Lobbying for budgetary allocation.</li> <li>Resource mobilization</li> </ul>
<b>HIV services</b>	
-To reduce new HIV infections among Key populations	<ul style="list-style-type: none"> <li>Training, sensitization and on-job mentorship of HCWs to offer KP friendly services across all health facilities (placement at the stand alone DICES).</li> <li>Involvement of sensitized MoH HCWs in KP activities through both outreach and in-reaches in identified MoH facilities.</li> <li>Allocate KP specific data sets (MoH 731 plus) to integrated facilities for reporting in KHIS.</li> <li>Expand coverage to PWID for existing KP IPs in areas where PWIDs have been mapped.</li> <li>Joint KP/ PP data review meetings, monthly at Sub County level and quarterly at County.</li> <li>Adequate procurement and supply of KP commodities</li> <li>Activate advocacy/KP Violence Prevention and response sub-committee meetings.</li> <li>Conduct quarterly joint support supervisions.</li> <li>Increase County budgetary allocation for KP programming.</li> <li>Implement Young KP targeted interventions as per the national guideline.</li> </ul>
PMTCT/HEI -To reduce the mother to child transmission of HIV to less than 5%	<ul style="list-style-type: none"> <li>1Strengthen PMTCT/OVC integration</li> <li>MDT's coordination - inclusion of community mechanism to the membership</li> <li>Strengthen linkage to HIV prevention and treatment among new mothers and ensure adherence support</li> <li>Reduce interruption in treatment among PMTCT mothers to&lt;1% at 12month</li> <li>Retain more than 95% mother infant pair</li> </ul>

Priorities	Strategies
	<ul style="list-style-type: none"> <li>● Rapidly expand AGYW response to address the triple threat (new infections, teenage pregnancy and GBV)</li> <li>● HEI screening and identification to &gt;95%</li> <li>● Scale up a PNS, SNS and PREP uptake in MCH</li> <li>● Strengthen community PMTCT follow-up - identify PMTCT champions and linking clients to the support of Mentor mothers</li> <li>● Increase ANC coverage and improve linkage to HIV and ART care</li> <li>● Capacity building HCW on PMTCT</li> <li>● Formation of County PMTCT taskforce</li> <li>● Improve access to standard emergency and FP that target adolescent living with HIV</li> </ul>
<b>PrEP</b> <b>To Increase PrEP uptake</b> <b>To increase PrEP retention</b>	<ul style="list-style-type: none"> <li>● Increase awareness and mobilization</li> <li>● Strengthen community PrEP support groups</li> </ul>
<b>Eliminate of adolescent, young people and child HIV infections</b>	<ul style="list-style-type: none"> <li>● Improve access to standard emergency and FP that target adolescent living with HIV</li> <li>● Survival cancer screening</li> <li>● integration of adolescent HIV services</li> <li>● strengthened partner testing</li> <li>● Implement Primary prevention and GBV intervention- EBIs like HCBF, FMP</li> <li>● Improve HIV testing especially Index Testing and partners mapping for adolescents</li> <li>● Scale up PreP among adolescent</li> <li>● Strengthen and support OTZ</li> <li>● Strengthen PSS groups and Kids clubs at community level</li> <li>● Capacity building HCW on SRH</li> <li>● Targeted group ANC clinics targeted to AYP</li> <li>● Identify champions amongst adolescent CALHIV</li> </ul>
<b>TB</b> <b>To eliminate TB infection by 2035</b>	<ul style="list-style-type: none"> <li>● Identify right TB patient on time</li> <li>● Contacts traced</li> <li>● Contact screening and diagnosis</li> <li>● Scale up TPT uptake</li> <li>● Community involvement, sensitization on TB treatment and prevention</li> <li>● Strengthen case management workforce on TB treatment and prevention</li> <li>● Utilize newer diagnostic tools like GeneXpert and TB LAM</li> <li>● Staff capacity building on TB management</li> <li>● Integration of focused TWG that can deal with all issues</li> <li>● Commemorate World AIDs and TB day</li> <li>● Integration of Life skill training in the TVETs institution for the youths/OVC</li> </ul>
<b>SGBV</b> <b>To reduce the cases of SGBV</b>	<ul style="list-style-type: none"> <li>● Engaging men and boys in SGBV prevention</li> <li>● Strengthen SGBV TWGs</li> <li>● Strengthen coordination of SGBV response</li> </ul>
<b>OVC</b> <b>To provide quality health and social services to OVC</b>	<ul style="list-style-type: none"> <li>● Utilize case management approach, a strength-based, family-centered and child-focused approach - addressing 4 domains:</li> <li>● Healthy Domain</li> <li>● Screening of PLHIV and CALHIV siblings for HIV testing - Index testing</li> <li>● Collaboration with facilities for individual case planning and for CALHIV with High VL to ensure suppression</li> <li>● Enrolling CALHIV with HVL to OVC program for enhanced support</li> <li>● Enhanced household approach to HIV identification</li> <li>● Stable Domain - Economic strengthening</li> <li>● in collaboration with government ministries and partners train caregivers on assets identification and management, establishment of kitchen gardens</li> <li>● champion enrolment and continuous payment of NHIF</li> <li>● Linking caregivers to Village Savings and Loaning association to improve psycho-social</li> </ul>

Priorities	Strategies
	<ul style="list-style-type: none"> <li>and economic support of caregivers</li> <li>• Safe Domain - child Protection</li> <li>• enhancing caregivers positive parenting capacities and community engagement in reporting SGBV cases</li> <li>• Schooled Domain - Education</li> <li>• use of apprenticeship for older and not in school OVC</li> <li>• Link OVC to different bursaries and educational supports</li> <li>• Enhanced Public-Private-Partnerships (PPP) to respond to households needs</li> </ul>
<b>Tuberculosis</b>	
<b>Ensuring adequate screening of patients in service delivery points</b> <b>Recording of presumptive cases in the registers</b>	<ul style="list-style-type: none"> <li>• Schedule for ACF sensitization for the facilities per sub county</li> <li>• Monitoring of presumptive registers documentation on monthly basis</li> <li>• Exchange program for HCWs to learn from others</li> </ul>
<b>Increase the number of private facilities offering TB diagnosis and treatment</b>	<ul style="list-style-type: none"> <li>• Training of HCWs on TB diagnosis in the private facilities</li> <li>• Sensitizing hospital admins on benefits of TB diagnosis and control in their facilities</li> <li>• TB Commodity supply and reporting tools in the facilities</li> </ul>
<b>Line listing of all patients who default treatment and subsequent tracing them back</b>	<ul style="list-style-type: none"> <li>• Continuous health education on patients on treatment on importance of treatment adherence</li> <li>• Support groups for the patients on treatment</li> </ul>
<b>Supply of adequate nutritional supplements</b>	<ul style="list-style-type: none"> <li>• Quantification of nutritional needs for the county</li> <li>• Linkage of all patients to the nutrition for assessment and management</li> </ul>
<b>Assessment of TB patients on start and while on treatment</b>	<ul style="list-style-type: none"> <li>• Continuous mentorship and OJT among staff in the wards</li> <li>• Community outreaches on TB diagnosis</li> <li>• Supply of nutritional commodities</li> </ul>
<b>Ensuring adequate supply of lab and drug commodities</b>	<ul style="list-style-type: none"> <li>• Willingness of development partners to support</li> <li>• National TB programme support</li> <li>• Resource mobilization by the County government</li> </ul>
<b>Nursing services</b>	
<b>Ensuring appropriate nursing ratios</b>	<ul style="list-style-type: none"> <li>• Mass recruitment of more nurses.</li> <li>• Regular replacement of exit nurses</li> </ul>
<b>Ensure regular supportive supervision</b>	<ul style="list-style-type: none"> <li>• Lobbying for budgetary allocation</li> <li>• Adequate facilitation for supportive supervision</li> <li>• Resource mobilization</li> <li>• Collaboration with developmental partners</li> </ul>
<b>Ensuring adequate supply of drugs and Commodities</b>	<ul style="list-style-type: none"> <li>• Lobbying for budgetary increment</li> <li>• Capacity building staff on drug quantification</li> <li>• Resource mobilization</li> <li>• Deploy LMIS</li> <li>• Rein fencing health resources</li> </ul>
<b>Mental health</b>	
<b>Ensuring adequate supply of atypical drugs and commodities</b>	<ul style="list-style-type: none"> <li>• Lobbying for budgetary allocation</li> <li>• Ordering &amp; supply of the drugs</li> <li>• Decentralization of atypical anti psychotics to level 4s</li> <li>• Resource mobilization that caters for MH</li> <li>• Recruitment and Deployment of MH professionals</li> </ul>
<b>Community mental health practice</b>	<ul style="list-style-type: none"> <li>• Budgetary allocation</li> <li>• Political goodwill</li> <li>• Recruitment &amp; deployment of qualified staff to level 2s, 3s &amp; 4s</li> </ul>

Priorities	Strategies
	<ul style="list-style-type: none"> <li>• Training of the available CHVs using the MOH CHV training manual</li> <li>• Public sensitization through mass media, social media, churches, public /social gatherings</li> <li>• Involvement of the law enforcers ( chiefs) for sensitization , mobilization</li> </ul>
<b>Creation of County mental health directorate</b>	<ul style="list-style-type: none"> <li>• Political good will</li> <li>• Structure management through organogram</li> <li>• Clear assigned roles and good chain of command</li> <li>• Supervision on task execution</li> </ul>
<b>Non-communicable diseases.</b>	
<b>Capacity building our health care personnel's and CHVs</b>	<ul style="list-style-type: none"> <li>• Lobbying for budgetary increment</li> <li>• Capacity building staff and CHVs</li> <li>• Resource mobilization.</li> <li>• Rein fencing NCD resources</li> </ul>
<b>Advocacy and awareness creation to the community</b>	<ul style="list-style-type: none"> <li>• Lobbying for budgetary increment.</li> <li>• Resource mobilization.</li> </ul>
<b>Increased burden of accidents and injuries.</b>	<ul style="list-style-type: none"> <li>• Lobbying for budgetary allocation.</li> <li>• Resource mobilization</li> </ul>
<b>Hospital Level Services</b>	
<b>Ensuring funds availability</b>	<ul style="list-style-type: none"> <li>• Strengthen resource mobilization, Ring-fencing health resources</li> </ul>
<b>Ensuring adequate supply of drugs, commodities and equipment</b>	<ul style="list-style-type: none"> <li>• Lobbying for budgetary increment, Capacity building staff on drug quantification, Resource mobilization, Deploy LMIS, Ring-fencing health resources</li> </ul>
<b>Recruitment, training &amp; promotion of staff to ensure career progression</b>	<ul style="list-style-type: none"> <li>• Replacement of attritions, Resource mobilization, Budgetary allocation</li> </ul>
<b>Complete stalled infrastructure projects</b>	<ul style="list-style-type: none"> <li>• Resource mobilization, Lobbying and governance buy-in</li> </ul>
<b>Increased budget allocation to support HRH services</b>	<ul style="list-style-type: none"> <li>• Implementation of the existing policies</li> <li>• Advocate for increased budget allocations to support HRM, HRD and HRIS</li> <li>• Involve CPSB and County assembly health committee in planning for HRH issues</li> <li>• Resource mobilize from non-state development partners</li> </ul>
<b>Capacity building of health workforce to improve health services</b>	<ul style="list-style-type: none"> <li>• Conduct training need assessments and prioritize training for long and short term in service training</li> <li>• Keep inventory of the trained health workers for coordinated deployment after training.</li> </ul>
<b>Improve staff working environment</b>	<ul style="list-style-type: none"> <li>• Adapt attraction and retention of health workforce policy</li> <li>• Conduct regularized HRH supportive supervisions</li> <li>• Improve staff welfare</li> </ul>
<b>Support a coordinated succession process at the department</b>	<ul style="list-style-type: none"> <li>• Implement succession policy to ensure a coordinated transition process</li> <li>• Establish a succession management framework at department level</li> <li>• Conduct HRH planning and forecasting</li> </ul>
<b>Institutionalize human resource information system at health department to increase data use for decision making</b>	<ul style="list-style-type: none"> <li>• Optimize HRH data for decision making on recruitments, planning and budget, distribution of staff etc.</li> <li>• Advocate for budget allocation to support human resource information system</li> </ul>
<b>Harmonization of partner supported staff salaries with the County staff</b>	<ul style="list-style-type: none"> <li>• Implementation of donor contracted guideline</li> <li>• Coordinated engagement with implementing partners before employment of health workers through MOUs</li> <li>• Involvement of CPSB in recruitment of the partner staff</li> </ul>

Priorities	Strategies
<b>Ensure coordinated transition of donor supported staff to the County</b>	<ul style="list-style-type: none"> <li>• Conduct attrition analysis to inform replacement requirement and resources</li> <li>• Resource mobilization strategy from existing partners to support health workers to ensure responsible transition</li> <li>• Engage CPSB on the transition planning for HRH</li> </ul>
<b>Strengthen HRH Management and planning</b>	<ul style="list-style-type: none"> <li>• Adapt national government policies to County Context</li> <li>• Promote culture of performance management through staff annual appraisals</li> <li>• Improve collaboration with CPSB and department of human resource management and administration</li> <li>• Develop HRH Strategic plans</li> </ul>



## 4.1.6 Lands, Environment & Natural Resources Sector

### Sector composition

This sector is comprised of Lands and Physical Planning; Housing and Urban Development, Environment and Natural Resources and Climate Change sub sectors.

### Vision

To be the leading sector in land administration, sustainable urban development and management of environment and natural resources.

### Mission:

To improve livelihoods through land management, sustainable urban development, access to decent housing and sustainable management of environment and natural resources.

### Sector Goals:

- Improved land administration and sustainable management of land resources
- Sustainable urban development and improved access to adequate and decent housing
- Protected, conserved and managed environment and Natural Resources
- Enhanced adaptive capacity and resilience to climate change.

### Sector Priorities and Strategies:

The sector priorities are derived from the sector development issues documented in Chapters one and two of this Plan. Strategies to achieve sector priorities are proposed in relation to root causes of the development issues as be presented in Table 16.

**Table 4. 6: Lands Environment & Natural Resources Sector’s priorities and Strategies**

Sector Priorities	Strategies
<b>Lands and Physical planning sub sector</b>	
<b>Enhance efficient and effective land governance through the digitization and digitalization of land records and processes</b>	<ul style="list-style-type: none"> <li>• Conduct needs assessment in the Machakos county land registry</li> <li>• Lands department technical capacity assessment</li> <li>• Scaling up GIS Lab Capacity (staffing)</li> <li>• Funding for the development of a consolidated land database</li> <li>• Preparation of Machakos County Valuation Roll</li> <li>• Enforcement of Land policies, laws &amp; regulations</li> <li>• Funding for the development of a Machakos County Land Information System</li> </ul>
<b>Enhance efficient management of land records and database</b>	<ul style="list-style-type: none"> <li>• Preparation and issuance of title deeds</li> <li>• Collaboration on strengthening the land registry department; human resource capacity, office space, equipment and other resources</li> <li>• Establishing a stronger relationship and coordination between lands departments; lands registry, land adjudication, land survey, physical planning, urban development and the National Land Commission</li> </ul>
<b>Tailored capacity</b>	<ul style="list-style-type: none"> <li>• Conducting public education, sensitization, participation, awareness in land related conflicts &amp;</li> </ul>

<b>Sector Priorities</b>	<b>Strategies</b>
<b>building and improved conflicts and disputes resolution mechanisms on land matters through public sensitization</b>	<ul style="list-style-type: none"> <li>disputes resolution</li> <li>• Domestication &amp; Adoption of the National Land Use Policy</li> <li>• Conduct assessments in the Machakos county on Legislative and Policy barriers to Land Based Investments</li> <li>• Operationalization of the new county land registry at Kithimani</li> <li>• Establishment of a County land registry at Mavoko</li> </ul>
<b>Floods and Drought Management</b>	<ul style="list-style-type: none"> <li>• Coordination with the Environment &amp; Agriculture departments</li> <li>• Zone out floods prone areas and propose land use activities</li> <li>• Zone out drought affected areas and propose land use activities</li> </ul>
<b>County Spatial Plan</b>	<ul style="list-style-type: none"> <li>• Conducting public education, sensitization, participation, awareness in preparation of the County Spatial Plan, their required input and it needs</li> <li>• Benchmarking on the best practices</li> <li>• Assessing the physical planning department capacity; human resource, equipment, office space, financial resource and management</li> <li>• Intensive spatial and social economic data collection and analysis</li> <li>• Preparation and maintenance of GIS based Machakos County Cadastral Database with sectoral specific layers</li> <li>• Preparation of Machakos County Valuation Roll</li> <li>• Scaling up GIS Lab Capacity (staffing)</li> <li>• Assessing the existing alternative dispute resolution (TDR/ADR) mechanisms such as Physical &amp; Land Use Planning Liaison Committees (Office Space, Staffing, Equipment &amp; other operational costs)</li> <li>• Capacity building on the departments staff</li> <li>• Public awareness and sensitization on the CSP</li> <li>• Funding for the development of the County Spatial Plan</li> </ul>
<b>Machakos County Physical Planning Guideline/Manual</b>	<ul style="list-style-type: none"> <li>• Departmental Capacity building enhancement</li> <li>• Benchmarking on the best practices</li> <li>• Staff training and workshop on the interpretation and application of the guideline and manual</li> <li>• Funding for the document preparation</li> </ul>
<b>Machakos County Land Use Policy</b>	<ul style="list-style-type: none"> <li>• Implementation and adoption of the existing draft document</li> <li>• Staff training and workshop on the application of the policy</li> <li>• Funding for the document preparation</li> <li>• Formulation of a Zoning Ordinance and a Land Use Plan</li> </ul>
<b>Development Control</b>	<ul style="list-style-type: none"> <li>• Strengthen enforcement on development control activities</li> <li>• Equipping enforcement units for development control activities</li> <li>• Adoption of the new PLUPA No. 13 of 2019 regulations</li> <li>• Providing offices and staffing of the sub-counties</li> </ul>
<b>Staffing</b>	<ul style="list-style-type: none"> <li>• Staffing of each sub county with; a physical planner, a land officer, a land surveyor and office assistants.</li> </ul>
<b>Housing and Urban development</b>	
<b>Increase the number, standards, and sustainable housing for staff and urbanization</b>	<ul style="list-style-type: none"> <li>• Develop a County Housing Policy</li> <li>• Develop Housing legislations and regulations</li> <li>• Establish a County Housing Committee</li> </ul>
<b>Improve the standards of</b>	<ul style="list-style-type: none"> <li>• Improving standards of existing county houses</li> <li>• Formulation of a monitoring and evaluation plan for the staff housing</li> </ul>

<b>Sector Priorities</b>	<b>Strategies</b>
<b>existing County Government houses</b>	<ul style="list-style-type: none"> <li>• Securing and maintain essential houses for essential staff</li> <li>• Develop and improve supportive housing infrastructure</li> </ul>
<b>Improved urban governance structures</b>	<ul style="list-style-type: none"> <li>• Proposal for four (4) new Municipalities or Townships</li> <li>• Conducting public education, sensitization, participation and awareness to the public on the existence and functions of the municipalities and townships in the communities</li> <li>• Capacity building and empowering municipalities/town governance</li> <li>• Setting out municipal boards and town committees</li> <li>• Delineation of municipalities and towns boundaries</li> </ul>
<b>Sustainable solid waste management plan</b>	<ul style="list-style-type: none"> <li>• Preparation Machakos County Waste Management Plan</li> <li>• Conducting public education, sensitization, participation and awareness to the public on waste management</li> <li>• Public private partnership in the management of solid waste</li> <li>• Provision of land for solid waste disposal for the needful towns/municipalities</li> <li>• Equipping the department with needful tools, resources and vehicles</li> <li>• Guiding policy and legal framework for solid waste management</li> <li>• Provision of land for hazardous waste</li> </ul>
<b>Establishment of new and upgrading of existing markets</b>	<ul style="list-style-type: none"> <li>• Public consultation and awareness creation on the establishment and management of new markets</li> <li>• Feasibility studies on the establishment needs and location of new markets</li> <li>• Equipping the department with needful tools and vehicles</li> <li>• Formulation of monitoring and evaluation manuals for the markets' operations</li> <li>• Funding for the renovation of existing markets</li> <li>• Funding for the renovation of existing markets</li> <li>• Budget allocation to planning of the markets</li> </ul>
<b>Municipalities/ Townships IDePs</b>	<ul style="list-style-type: none"> <li>• Benchmarking on the best practices</li> <li>• Assessing municipal/town needs and priorities</li> <li>• Formulation, Implementation and review of IDeP</li> <li>• Formulation of monitoring and evaluation manuals for municipal/town documents</li> </ul>
<b>Environment, Climate Change and Natural Resources</b>	
<b>Increased Improvement on Environmental Monitoring and Management</b>	<ul style="list-style-type: none"> <li>• Capacity building and operationalization of County Environment Committee</li> <li>• Implementation of county Environment Action Plans</li> <li>• Enhanced enforcement of environmental laws, policies and legislations</li> </ul>
<b>Water catchment area protection, rehabilitation and conservation</b>	<ul style="list-style-type: none"> <li>• Reduction in flash floods and increased conservation through rehabilitation of catchment areas</li> <li>• Increased forest cover through tree planting</li> <li>• Rehabilitation of degraded areas through weir and sand dam construction and laying of gabions.</li> <li>• Signing, gazettelement and implementation of Transitional Implementation Plans for the devolved forestry functions</li> </ul>
<b>Climate change adaptation and resilience strategies</b>	<ul style="list-style-type: none"> <li>• Promotion of Access to clean alternative energy sources</li> <li>• Implementation of County Climate Change Action Plans</li> <li>• Operationalization of Climate Change Policy 2020 and Climate Change ACT 2020</li> <li>• Increased advocacy on establishment of dams, weirs, water pans instead of drilling boreholes</li> </ul>

### 4.1.7 Public Administration Sector

The Public Administration sector leads and manages the County's affairs by coordinating policy formulation, implementation, and monitoring for efficient service delivery and equitable development. It promotes economic growth through wise economic and fiscal policies and manages the County's finances and assets. Additionally, it enhances leadership for decentralized services, maintains law and order, manages disasters, and provides efficient human resources. Finally, it promotes good county governance through effective legislation, oversight, and representation.

#### Sector Composition

Public Administration Sector is comprised of Office of the Governor, Finance, Economic Planning, Revenue Management, County Assembly, County Administration, Decentralized Units, Inspectorate Services, County Public Service & Performance Management, County Public Service Board and Office of the County Attorney as sub-sectors.

#### Vision

A leading sector in legislation, public policy formulation, coordination, supervision and prudent resource management

#### Mission:

To provide good governance and efficient service delivery through policy formulation and implementation, co-ordination, supervision, Financial Management, legislation and oversight.

#### Mission

To provide good governance in policy formulation, financial management, legislation and oversight for efficient public service delivery

#### Sector Goal (s)

Provision of good governance, legislation and oversight.

**Table 4. 7: Public Administration Sector’s priorities and strategies**

Sector Priorities	Strategies
<b>Office of the Governor</b>	
To promote good governance	<ul style="list-style-type: none"> <li>Strengthen institutional structures on ethics, integrity and civic engagement</li> </ul>
To enhance collaboration and partnership with national government agencies and other non-state actors	<ul style="list-style-type: none"> <li>Continuous engagement and updating the existing database of all state and non-state actors operating in the county</li> </ul>
To enhanced feedback mechanisms	<ul style="list-style-type: none"> <li>Operationalization of Development Planning and Implementation Policy</li> </ul>

<b>Sector Priorities</b>	<b>Strategies</b>
<b>To enhance adequate dissemination of public policies</b>	<ul style="list-style-type: none"> <li>• Develop public policy dissemination framework (standard operating procedures)</li> </ul>
<b>To enhance adequate public participation</b>	<ul style="list-style-type: none"> <li>• Operationalization of Public Participation Act.</li> <li>• Development of public participation framework</li> <li>• Operationalization of public participation manual</li> </ul>
<b>To enhance adequate inclusion of PWDs in public forums (especially the visually impaired and the deaf)</b>	<ul style="list-style-type: none"> <li>• Recruitment and involvement of sign language interpreters</li> <li>• Provision of brails and other assistive technologies</li> </ul>
<b>Harmonization of County data</b>	<ul style="list-style-type: none"> <li>• Formation and utilization of a county data board</li> </ul>
<b>To develop capacity for disaster reduction &amp; management</b>	<ul style="list-style-type: none"> <li>• Develop disaster risk profile for the County</li> <li>• Development and implementation of disaster mitigation and preparedness plans</li> <li>• Coordinate timely responses to disasters and emergencies</li> <li>• Stakeholders' engagements in support of disaster management in the County</li> </ul>
<b>To ensure adequate involvement of relevant stakeholders in policy development</b>	<ul style="list-style-type: none"> <li>• Increase participation of stakeholders in policy development</li> <li>• Develop administrative structures for strategic stakeholders' involvement in policy development</li> </ul>
<b>To enhance emergency response mechanism</b>	<ul style="list-style-type: none"> <li>• Operationalization of Emergency fund</li> </ul>
<b>Public Service &amp; Performance Management</b>	
<b>To promote equal training opportunities and internship programmes</b>	<ul style="list-style-type: none"> <li>• Implementation of a customized Training and Development Policy</li> <li>• Solicit for approval of more budgets for staff training and internships</li> <li>• Collaborate with Donors, NGOs and Government agencies</li> </ul>
<b>To ensure implementation of team management programmes</b>	<ul style="list-style-type: none"> <li>• Solicit for more budgets and donor funding</li> <li>• Sensitize staff and authorized officers on team building matters</li> <li>• CSR initiatives</li> <li>• Improve interdepartmental collaboration.</li> </ul>
<b>To complete processing of Payroll numbers for elimination of excel payroll</b>	<ul style="list-style-type: none"> <li>• Fast-track submission of documents from various departments for requisition or reactivation personal numbers</li> <li>• Request for stable internet connectivity to support constant internet supply</li> <li>• Collaborate with DPSM for quick processing of personal numbers for our staff.</li> </ul>
<b>To establish digital (Paper-free) personnel registry</b>	<ul style="list-style-type: none"> <li>• Benchmarking with government and corporate institutions</li> <li>• Procurement of software</li> <li>• Capacity building for records management staff</li> <li>• Solicit for more budgets and donor funding</li> </ul>
<b>To Establish Welfare and Staff Motivation Programme</b>	<ul style="list-style-type: none"> <li>• To fast-track car &amp; mortgage guidelines and approval of staff car and mortgage scheme by the County Assembly</li> <li>• Lobby for budget to cater for promotion on merit.</li> <li>• Facilitate payment of staff allowances while on official assignment</li> <li>• Career progression through promotions</li> <li>• Solicit for more budgets to provide for WIBA Insurance and claim compensations</li> </ul>
<b>To ensure effective, efficient and timely Performance Management</b>	<ul style="list-style-type: none"> <li>• Reward and recognize good performance</li> <li>• Development and Implementation of a customized performance management policy</li> <li>• Request for matching of skill &amp; re-designations by Machakos County Public Service Board</li> <li>• Ensure availability of adequate work performance resources across departments.</li> <li>• Development of Integrated Human Resource Management System and payroll-linked digital attendance tracking and clocking systems</li> <li>• Solicit for more budgets and donor funding</li> </ul>
<b>To operationalize succession</b>	<ul style="list-style-type: none"> <li>• Ensure adequate staff training on Safety and Health</li> </ul>

<b>Sector Priorities</b>	<b>Strategies</b>
<b>planning and staff retention</b>	<ul style="list-style-type: none"> <li>• Staff sensitization</li> <li>• Solicit for more budgets and donor funding to support the initiative</li> </ul>
<b>To ensure compliance and proper Management of Disciplinary matters</b>	<ul style="list-style-type: none"> <li>• Intensive training of HRO's, DHRAC &amp; CHRAC on staff disciplinary procedures</li> <li>• Proper staff induction and orientation programmes</li> <li>• Collaboration between the Employer and the Employees' Unions</li> <li>• Sensitization of staff disciplinary procedures</li> <li>• To establish Workplace Mental Health and Substance Abuse Unit</li> <li>• Customize existing public service HRM policies</li> <li>• Develop non-existing HRM policies</li> <li>• Sensitize staff on existing HRM polices</li> <li>• Collaborate with Donors, NGOs and Government agencies</li> </ul>
<b>To facilitate smooth running of departmental operations</b>	<ul style="list-style-type: none"> <li>• Procurement, Repair and Maintenance of office spaces, office vehicles, tools, equipment and supplies</li> <li>• Staff identification cards</li> <li>• Office portraits</li> </ul>
<b>Office of the County Attorney</b>	
<b>Increased budgetary allocation for the office</b>	<ul style="list-style-type: none"> <li>• Mapping of the office as an independent department</li> </ul>
<b>Inhouse litigation of all and/or most of all County civil cases</b>	<ul style="list-style-type: none"> <li>• Seek for approval of recruitment of additional Legal Officers</li> <li>• Significantly reduce the number of civil matters being handled by external Advocates</li> </ul>
<b>Payment of pending bills for legal fees</b>	<ul style="list-style-type: none"> <li>• Lobby for increased budgetary allocation for payment of legal fees</li> <li>• Ensure the County does not incur further costs in terms of legal fees by ensuring that all/most of the civil matters are handled by the inhouse Advocates</li> </ul>
<b>Create more office space</b>	<ul style="list-style-type: none"> <li>• Construction of required office block(s)</li> </ul>
<b>Capacity building</b>	<ul style="list-style-type: none"> <li>• Look for training opportunities for staff</li> <li>• Seek for partnership with organizations that can offer free trainings for the staff</li> <li>• Lobby for increased budgetary allocations for trainings</li> </ul>
<b>Recruitment of additional technical staff</b>	<ul style="list-style-type: none"> <li>• Seek for approval of recruitment of the technical staff</li> </ul>
<b>Purchase of motor vehicles</b>	<ul style="list-style-type: none"> <li>• Lobby for budgetary allocation for purchase of vehicles</li> </ul>
<b>Establish a Machakos County Gazette</b>	<ul style="list-style-type: none"> <li>• Seek cabinet and County Assembly approval</li> <li>• Budget for the establishment of the County Gazette</li> <li>• Seek partnership with organization in establishing and operationalization of the County Gazette</li> </ul>
<b>Establish a County Registry and Library (Physical and Digital)</b>	<ul style="list-style-type: none"> <li>• Seek cabinet and County Assembly approval</li> <li>• Budget for the establishment of the Registry and Library</li> <li>• Seek partnership with organization in establishing and operationalization of the County Registry and Library</li> </ul>
<b>County Administration and Decentralized Units</b>	
<b>Increased awareness on government projects and policies</b>	<ul style="list-style-type: none"> <li>• Enhance staff training</li> <li>• Provision of motor vehicles</li> <li>• Budget for public forums</li> <li>• Establish/operationalize SOPs for PP</li> <li>• Schedule public engagement forums</li> <li>• Establish a feedback mechanism</li> <li>• Develop a monitoring and evaluation mechanism</li> </ul>
<b>Improved service delivery and collaboration with stakeholders</b>	<ul style="list-style-type: none"> <li>• Enhance staff training</li> <li>• Provide motor vehicles</li> </ul>

Sector Priorities	Strategies
	<ul style="list-style-type: none"> <li>• Construction of Administrative offices</li> <li>• Establishment of record management system complete with stationery</li> <li>• Adoption and procurement of ICT infrastructure</li> <li>• Establish a stakeholder feedback mechanism</li> <li>• Develop a monitoring and evaluation mechanism</li> </ul>
<b>Enhanced compliance of county laws, regulations and other written laws</b>	<ul style="list-style-type: none"> <li>• Conduct staff training</li> <li>• Provide tools of work</li> <li>• Provide motor vehicles</li> <li>• Develop Inspectorate Bill</li> <li>• Establish a feedback mechanism</li> <li>• Develop a monitoring and evaluation mechanism</li> </ul>
<b>Finance Services</b>	
<b>Strengthen budget and reporting systems</b>	<ul style="list-style-type: none"> <li>• Continuous training of the staff</li> <li>• Ensuring that all resources required are available to the budget team</li> </ul>
<b>Improve on budget implementation</b>	<ul style="list-style-type: none"> <li>• Setting up proper systems for budget implementation such as timely and effective communication to all stakeholders on budget matters</li> </ul>
<b>Ensuring that allocation of resources is consistent with the priority projects</b>	<ul style="list-style-type: none"> <li>• Ensuring that Public Participation is conducted in an effective manner for all budget documents</li> <li>• Ensure that all stakeholders of the budget process are involved in preparation of all budget documents</li> </ul>
<b>Adherence to statutory deadlines for the budget process</b>	<ul style="list-style-type: none"> <li>• Proper Planning and continuous departmental capacity enhancement on the budget process</li> </ul>
<b>Ensuring budget transparency</b>	<ul style="list-style-type: none"> <li>• Making all key budget documents publicly available</li> <li>• Effective Public Participation</li> </ul>
<b>To promote prudent financial management, transparency and accountability</b>	<ul style="list-style-type: none"> <li>• Facilitate access to professional services in public financial management.</li> <li>• Enhance efficiency in resource utilization</li> <li>• Improve financial reporting</li> </ul>
<b>To ensure payment of all Pending Bills</b>	<ul style="list-style-type: none"> <li>• Budgeting for the pending bills</li> <li>• Ensure pending bills are treated as a first charge on the Approved Budget</li> </ul>
<b>To ensure proper management of County Assets</b>	<ul style="list-style-type: none"> <li>• To formulate a County Asset Management Policy</li> </ul>
<b>To ensure effective budget implementation</b>	<ul style="list-style-type: none"> <li>• Improve own source revenue collection</li> </ul>
<b>To improve service delivery and collaboration with stakeholders</b>	<ul style="list-style-type: none"> <li>• Fully automation of revenue collection</li> <li>• Develop a M&amp;E mechanism</li> <li>• Continuous staff capacity building</li> <li>• Construction of Sub County revenue offices</li> <li>• Procurement of office equipment's i.e. ICT infrastructure, furniture's etc.</li> <li>• Develop Standard operating procedures for Revenue collection</li> <li>• Establish feedback mechanism</li> </ul>
<b>Enhanced compliance of county laws and regulations</b>	<ul style="list-style-type: none"> <li>• Operationalize and enforce Finance act</li> <li>• Enhance mobility in revenue collection</li> <li>• Continuous civic engagement on county laws and regulations</li> </ul>
<b>To improve the efficiency of payment processing</b>	<ul style="list-style-type: none"> <li>• Engaging the National Treasury for improvement of network connectivity</li> <li>• Installation of internet</li> </ul>
<b>Audit Unit</b>	
<b>Strengthen internal control systems</b>	<ul style="list-style-type: none"> <li>• Procure and implement of TEAMS system</li> <li>• Continuous training of the staff</li> </ul>
<b>Enhance Risk Management</b>	<ul style="list-style-type: none"> <li>• Identifying and mitigating risk areas</li> <li>• Perform fraud risk analysis</li> </ul>

Sector Priorities	Strategies
<b>Implement Assets protection management</b>	<ul style="list-style-type: none"> <li>• Developing County Asset register</li> <li>• Developing Assets Standard operating procedures</li> </ul>
<b>Enhance Financial reports and records management</b>	<ul style="list-style-type: none"> <li>• Continuous training of staff</li> <li>• Strengthen information flow</li> </ul>
<b>To promote efficiency and effectiveness Contract Management</b>	<ul style="list-style-type: none"> <li>• Timely disbursement of funds from exchequer</li> </ul>
<b>Procurement Unit</b>	
<b>To have record management system</b>	<ul style="list-style-type: none"> <li>• Have a centralized registry</li> <li>• Archives</li> </ul>
<b>To have comprehensive list for all assets</b>	<ul style="list-style-type: none"> <li>• Valuation of County assets</li> <li>• Formulation of Asset Management Policy</li> <li>• Tagging of all County Assets</li> </ul>
<b>To formulate Asset Disposal policy</b>	<ul style="list-style-type: none"> <li>• Customize existing national government Asset Disposal policy</li> </ul>
<b>To automate all procurement process</b>	<ul style="list-style-type: none"> <li>• Operationalization of Procurement Manual</li> </ul>
<b>To have standardized procurement processes</b>	<ul style="list-style-type: none"> <li>• To operationalize Procurement manual</li> </ul>
<b>To maintain equipment's and machines after procurement</b>	<ul style="list-style-type: none"> <li>• To allocate budget on maintenance of equipment's and machines</li> <li>• To include maintenance of equipment's and machines in County Procurement Plan</li> </ul>
<b>Revenue Management</b>	
<b>To increase own source revenue collection</b>	<ul style="list-style-type: none"> <li>• Complete automation and integration of all revenue streams</li> <li>• Revenue mapping</li> <li>• Staff motivation</li> <li>• Prioritize updating of the Valuation Roll in collaboration with the lands department</li> <li>• Develop additional revenue sources i.e. parking bays for transit lorries along Mombasa road, Public gymnasium, Public car wash along major roads and additional cabro paving for parking in all major towns</li> </ul>
<b>To improve service delivery and collaboration with stakeholders</b>	<ul style="list-style-type: none"> <li>• Fully automation of revenue collection</li> <li>• Develop a M&amp;E mechanism</li> <li>• Develop a service charter for revenue management department</li> <li>• Continuous staff capacity building</li> <li>• Construction of Sub County revenue offices</li> <li>• Procurement of office equipments i.e. ICT infrastructure, furniture's etc.</li> <li>• Develop Standard operating procedures for Revenue collection</li> <li>• Establish a civic engagement program on matters revenue management</li> <li>• Establish feedback mechanism</li> <li>• Recruitment of additional revenue clerks</li> </ul>
<b>Enhanced compliance of county laws and regulations</b>	<ul style="list-style-type: none"> <li>• Operationalize and enforce Finance act</li> <li>• Enhance mobility in revenue collection</li> <li>• Continuous civic engagement on county laws and regulations</li> </ul>
<b>Economic Planning</b>	
<b>To enhance economic development</b>	<ul style="list-style-type: none"> <li>• Advice on proper planning, coordination and timely implementation of projects and programmes</li> </ul>
<b>To enhance adequate research services</b>	<ul style="list-style-type: none"> <li>• To conduct feasibility and research services</li> </ul>
<b>To enhance M&amp;E</b>	<ul style="list-style-type: none"> <li>• Operationalization of M&amp;E policy and integration to CIMES</li> </ul>



Sector Priorities	Strategies
	<ul style="list-style-type: none"> <li>Enhance mobility for M&amp;E purposes</li> <li>Strengthen M&amp;E capacity in the County departments</li> </ul>
<b>County Assembly</b>	
<b>To enhance legislation process for developing appropriate legal framework</b>	<ul style="list-style-type: none"> <li>Strengthen capacity of members of county assembly on legislation</li> <li>Sensitize MCAs on standing orders</li> <li>Lobby for enhanced budgetary allocation for legislation</li> <li>Pass appropriate Acts</li> <li>Regularize Acts</li> </ul>
<b>To promote adequate oversight</b>	<ul style="list-style-type: none"> <li>Strengthen oversight framework in the Assembly</li> </ul>
<b>To ensure adequate representation</b>	<ul style="list-style-type: none"> <li>Promote adequate representation by the Assembly</li> </ul>
<b>To expand accessibility to public communication services</b>	<ul style="list-style-type: none"> <li>Enhance live broadcasting services of house proceedings</li> <li>Develop effective communication strategy</li> </ul>
<b>To improve working conditions and enhance service delivery</b>	<ul style="list-style-type: none"> <li>Completion of modern chambers, MCA's wards offices &amp; speakers' residence</li> <li>Renovate old assembly offices</li> </ul>
<b>County Public Service Board</b>	
<b>Construction of Office block</b>	<ul style="list-style-type: none"> <li>Solicit for approval of more budgets</li> <li>Collaborate with Donors, NGOs and Government agencies</li> </ul>
<b>To procure a Human Resource Recruitment Data Management System</b>	<ul style="list-style-type: none"> <li>Lobby for budgetary allocation</li> </ul>
<b>Conduct a Human Resource Audit</b>	<ul style="list-style-type: none"> <li>Lobby for budgetary allocation</li> </ul>
<b>Develop Staff Establishment for each Department</b>	<ul style="list-style-type: none"> <li>Solicit for more budgets and donor funding</li> <li>Improve interdepartmental collaboration.</li> </ul>
<b>To review and development of HRM policies</b>	<ul style="list-style-type: none"> <li>Customize existing public service HRM policies</li> <li>Develop non-existing HRM policies</li> <li>Sensitize staff on existing HRM policies</li> <li>Collaborate with Donors, NGOs and Government agencies</li> </ul>
<b>Office of the Governor</b>	
<b>To promote good governance</b>	<ul style="list-style-type: none"> <li>Strengthen institutional structures on ethics, integrity and civic engagement</li> </ul>
<b>To enhance collaboration and partnership with national government agencies and other non-state actors</b>	<ul style="list-style-type: none"> <li>Continuous engagement and updating the existing database of all state and non-state actors operating in the county</li> </ul>
<b>To enhanced feedback mechanisms</b>	<ul style="list-style-type: none"> <li>Operationalization of Development Planning and Implementation Policy</li> </ul>
<b>To enhance adequate dissemination of public policies</b>	<ul style="list-style-type: none"> <li>Develop public policy dissemination framework (standard operating procedures)</li> </ul>
<b>To enhance adequate public participation</b>	<ul style="list-style-type: none"> <li>Operationalization of Public Participation Act.</li> <li>Development of public participation framework</li> <li>Operationalization of public participation manual</li> </ul>
<b>To enhance adequate inclusion of PWDs in public forums (especially the visually impaired and the deaf)</b>	<ul style="list-style-type: none"> <li>Recruitment and involvement of sign language interpreters</li> <li>Provision of brails and other assistive technologies</li> </ul>
<b>Harmonization of County data</b>	<ul style="list-style-type: none"> <li>Formation and utilization of a County data board</li> </ul>
<b>To develop capacity for disaster reduction &amp; management</b>	<ul style="list-style-type: none"> <li>Develop disaster risk profile for the County</li> <li>Development and implementation of disaster mitigation and preparedness plans</li> <li>Coordinate timely responses to disasters and emergencies</li> <li>Stakeholders engagements in support of disaster management in the County</li> </ul>
<b>To ensure adequate involvement of relevant stakeholders in policy</b>	<ul style="list-style-type: none"> <li>Increase participation of stakeholders in policy development</li> <li>Develop administrative structures for strategic stakeholders' involvement in</li> </ul>

<b>Sector Priorities</b>	<b>Strategies</b>
development	policy development

## 4.1.8 Water and Irrigation Sector

### Sector Composition

This Sector constitutes of Water, Irrigation and Sanitation. The Sector contributes to county development by supporting water resources management to enhance availability and accessibility to safe and clean water for domestic, irrigation and industrial use as well as promoting sanitation and hygiene.

### Vision

A national leader in the management and development of sustainable water resources

### Mission

To promote and support water resources management for safe water availability and accessibility.

### Sector Goal

A world-class County in provision of safe water for domestic, irrigation and industrial use

**Table 4.8: Water and Irrigation Sector's Priorities and Strategies**

Sector Priorities	Strategies
Water Sub-sector	
Increase water supply	<ul style="list-style-type: none"> <li>• Development of water infrastructure</li> <li>• Rehabilitation of existing water infrastructure</li> <li>• Minimize non-revenue water at utility levels i.e. Water Service Providers (WSPs)</li> <li>• Reticulation to households and institutions</li> </ul>
Enhance water storage and harvesting	<ul style="list-style-type: none"> <li>• Procure and supply plastic water tanks to public institutions for rainwater harvesting</li> <li>• Encourage installation of gutters to public institutions for roof water harvesting</li> <li>• Construction of new and rehabilitation of existing earth dams, water pans, sand dams and weirs to capitalize on surface water retention during rainy seasons</li> </ul>
Improve water quality	<ul style="list-style-type: none"> <li>• Catchment protection</li> <li>• Control effluent discharge from industries</li> <li>• Routine monitoring of water quality for domestic consumption</li> <li>• Construction of water treatment facilities on viable projects</li> </ul>
Curb vandalism of water infrastructure	<ul style="list-style-type: none"> <li>• Sensitization of project beneficiaries</li> <li>• Transfer of water projects in commercially viable areas to WSPs</li> </ul>
Irrigation Sub-sector	
Increase water availability for irrigation	<ul style="list-style-type: none"> <li>• Rehabilitation of stalled irrigation projects</li> <li>• Development of new irrigation projects</li> <li>• Employment of new irrigation technologies to save water</li> <li>• Capacity building of IWRUAs for efficient irrigation water usage</li> <li>• Encourage construction of farm ponds at household level</li> </ul>
Sanitation Sub-sector	

Sector Priorities	Strategies
Improve sanitation coverage, on-site and sewerage	<ul style="list-style-type: none"> <li>• Construction of sewer lines and treatment works for urban set up</li> <li>• Extension of existing sewer network</li> <li>• Procure exhausters to empty septic tanks to serve peri-urban and rural areas</li> <li>• Construction of on-site treatment works i.e. septic tanks, pit latrines for rural setups and public toilets at market centers</li> <li>• Maintaining and refurbishing toilets</li> <li>• Reticulation of water to public toilets from the nearest boreholes and other water sources</li> <li>• Partner with relevant stakeholders in the improvement of sanitary conditions</li> <li>• Provision of supplies and toiletries</li> </ul>

## 4.2 Sector Programmes and Flagship Projects

This section should provide sector programmes and flagship projects to be implemented within the planned period as presented in tables 17 and 18 respectively

### 4.2.1 Sector Programmes

#### 4.2.1.1 Agriculture and cooperative development Sector Programmes

Table 17: Agriculture and cooperative development Sector Programmes

Sub Programme	Key Output	Key Performance Indicators	Linkage to SDG Targets*	Planned targets and Indicative Budget (KSh. M)										Total Budget
				Year 1 Target	Year 1 Cost	Year 2 Target	Year 2 Cost	Year 3 Target	Year 3 Cost	Year 4 Target	Year 4 Cost	Year 5 Target	Year 5 Cost	
<b>Agriculture Sub sector</b>														
<b>Programme P1.1: Agriculture sub-sector administration, Planning and Support Services</b>														
<b>Objective: To enhance efficiency and effectiveness in service delivery</b>														
<b>Outcome: Enhanced service delivery</b>														
<b>SP 1.1.1 Employees compensation</b>	Compensated employees	No. of Employees compensated	8.5 8.6	213	201	213	209	213	217	213	226	213	235	1089
<b>SP 1.1.2 Building Infrastructure</b>	Renovated offices	No. of offices renovated	2.1 8.5	2	10	2	10	2	10	2	10	2	10	50
	Completed offices	No. of offices completed		2	5	2	10	0	0	0	0	0	0	15
	Constructed office block in Kalama sub county	No. of office blocks constructed in Kalama Sub County		1	2	0	0	0	0	0	0	0	0	2
	County headquarter office block	No. of office blocks constructed		1	15	0	0	0	0	0	0	0	0	15
<b>SP 1.1.3 ICT Infrastructure</b>	Modernized offices with ICT infrastructure	No. of Office blocks with modern ICT infrastructure		7	5	0	0	0	0	0	0	0	0	5
	Mapping ecological zones software installed	No of Mapping ecological zones software installed		5	10	0	0	0	0	0	0	0	0	10
<b>Crop development unit</b>														

Sub Programme	Key Output	Key Performance Indicators	Linkage to SDG Targets*	Planned targets and Indicative Budget (KSh. M)										Total Budget
				Year 1 Target	Year 1 Cost	Year 2 Target	Year 2 Cost	Year 3 Target	Year 3 Cost	Year 4 Target	Year 4 Cost	Year 5 Target	Year 5 Cost	
<b>Programme 1.2: Agricultural crop production</b>														
<b>Objective: To increase crop production per unit area</b>														
<b>Outcome: Increased crop productivity</b>														
<b>SP 1.2.1 National Agriculture Value Chain Development Project</b>	Secured Micro project grants	No. of Micro project proposals funded	2.1 17.1	100	50	100	50	100	50	100	50	100	50	250
	Developed Market infrastructure	No. of market infrastructure developed	2.1 9.3	1	50	1	50	1	50	-	-	-	-	150
	Developed Irrigation Infrastructure	No. of Irrigation infrastructure developed	2.1 2.2 2.3	1	30	1	100	1	70	-	-	-	-	200
<b>SP 1.2.2 Small scale Irrigation and Value Addition II</b>	Developed water and soil conservation and Irrigation infrastructure	No. of water and soil conservation & Irrigation Infrastructure Developed	2.4 6.4	1	100	1	100	1	100	-	-	-	-	300
	Farmers/ groups supported with kitchen garden kits and fruit tree seedlings	No. of farmers/ groups supported with kitchen garden kits and fruit tree seedlings	2.1 2.2 2.3 2.4	10000	8	1000	1	1000	1	1000	1	1000	1	12
	Procured and distributed Value addition equipment	No. of value addition equipment procured and distributed	2.1 2.2 2.3	4	3	-	-	5	12	5	12	5	12	39
	Livestock and crop produce Markets established	No. of livestock and crop produce Markets established	2.4 9.3 9.3	-	-	-	-	1	10	1	10	-	-	20
	Value addition facility (equipped refinery) for apiculture	No. of Value addition facility (equipped refinery) for apiculture	9.3	1	10	-	-	-	-	-	-	-	-	10
	<b>SP1.2.3 Emergency Locust Response Program</b>	Rehabilitate farmers livelihoods affected by Desert Locust	No. of farmer groups supported	1.5 2.1 2.2	242	84.5	0	0	0	0	0	0	0	0
Sustainable land management projects implemented		No. of sustainable land management projects implemented	2.3 2.4	2	20.5	0	0	0	0	0	0	0	0	20.5

Sub Programme	Key Output	Key Performance Indicators	Linkage to SDG Targets*	Planned targets and Indicative Budget (KSh. M)										Total Budget	
				Year 1 Target	Year 1 Cost	Year 2 Target	Year 2 Cost	Year 3 Target	Year 3 Cost	Year 4 Target	Year 4 Cost	Year 5 Target	Year 5 Cost		
		(SLM)													
SP1.2.4 Agricultural farm inputs	Certified Seeds Procured and distributed	Quantity of seeds procured in tons	2.1	333	100	333	100	333	100	333	100	333	100	500	
		No. of farmer Beneficiaries	2.2	100,000	2	100,000	2	100,000	2	100,000	2	100,000	2	10	
		Fertilizer Procured and distributed	Amount of Subsidized fertilizer procured (Tons)	2.1	10000	250	10000	250	10000	250	10000	250	10000	250	1,250
			No. of farmers Beneficiaries	2.2	10000	0	10000	0	10000	0	10000	0	10000	0	
	Tractors Procured land Ploughed	No of tractors	2.3	2	20	4	40	3	30	-	-	-	-	90	
		No. of acres ploughed	2.4	3000	12	3000	12	3000	12	3000	12	3000	12	60	
	Pesticides procured and distributed	No. of farmers Beneficiaries	1.5	20000	20	20000	20	20000	20	20000	20	20000	20	100	
			2.1												
			2.2												
			2.3												
SP 1.2.5 Water harvesting and conservation	Constructed dams	No. of dams constructed	1.5	4	50	4	50	4	50	4	50	4	50	500	
			2.1												
			2.2												
			2.3												
SP 1.2.6 Soil fertility management	Irrigated agricultural land	New acreage under irrigation	13.1	1	80	1	80	1	80	1	80	1	80		
SP 1.2.6 Soil fertility management	Acquired rapid soil testing kits	Number of kits purchased	2.1	8	2.4	8	2.4	0	0	0	0	0	0	4.8	
			2.2												
			2.3												
			2.4												
SP 1.2.7 Model farms	Tested and analyzed soil samples	No. of samples tested	9.3	6000	18	6000	18	6000	18	6000	180	6000	18	90	
SP 1.2.7 Model farms	Model farms	Number of model farms established	2.1	10	5	10		10	5	10	5			20	
			2.2												
			2.3												
			2.4												

Sub Programme	Key Output	Key Performance Indicators	Linkage to SDG Targets*	Planned targets and Indicative Budget (KSh. M)										Total Budget
				Year 1 Target	Year 1 Cost	Year 2 Target	Year 2 Cost	Year 3 Target	Year 3 Cost	Year 4 Target	Year 4 Cost	Year 5 Target	Year 5 Cost	
SP 1.2.8 Crop propagation and multiplication units	Accessible quality and affordable crop propagation and multiplication units	No. of crop propagation and multiplication units set	2.1 8.5	0	0	4	80	2	40	0	0	0	0	120
SP 1.2.9 Agriculture Sector Development Support Program (ASDSP II)	Trained Value chain actors on Climate Smart Technologies	Number of Value Chain Actors trained on Climate Smart Technologies	2.1 2.2 2.3 2.4	2,500	3	0	0	0	0	0	0	0	0	3
	Trained Value Chain Actors on Entrepreneurial skills	No. of trained Value Chain Actors on Entrepreneurial skills		2000	4	0	0	0	0	0	0	0	0	4
	Policies/strategies/regulations and plans developed	No. of policies /strategies/plans/regulations developed		1	1.8	0	0	0	0	0	0	0	0	1.8
<b>Programme 1.3: Agricultural extension services</b>														
<b>Objective: To improve extension service delivery</b>														
<b>Outcome: Enhanced dissemination of extension services</b>														
SP 1.3.1 Extension Service Delivery	Recruited Agricultural Extension Officers	No. of officers recruited	2.1 2.2 2.3 2.4 8.5 8.6	50	25	25	12.5	25	12.5	0	0	0	0	50
	Trained staff	No. of officers trained		136	11	136	11	136	11	136	11	136	11	55
	Purchased extension vehicles	No. of vehicles purchased		0	0	5	30	5	30	0	0	0	0	60
	Procured extension motorbikes	No. of motorbikes procured		10	2.5	10	2.5	10	2.5	10	2.5	0	0	20
	Trained/Reached farmers	No. of formers trained on modern farming methods		12000	180	12000	180	12000	180	12000	180	12000	180	12000
SP 1.3.2 Farmer digitalization	Farmers/Stakeholders Portal	No. of farmers digitized /Captured	9c	0	0	100,000	10	100,000	10	100,000	10	0	0	30
<b>Programme 1.4: Farm produce Promotion and Market accessibility</b>														
<b>Objective: To Improve produce market volumes</b>														
<b>Outcome: Increased farm incomes and Market volumes</b>														
SP 1.4.1	Held trade	Number of trade	2.1	9	3	9	3	9	3	9	3	9	3	15



Sub Programme	Key Output	Key Performance Indicators	Linkage to SDG Targets*	Planned targets and Indicative Budget (KSh. M)										Total Budget
				Year 1 Target	Year 1 Cost	Year 2 Target	Year 2 Cost	Year 3 Target	Year 3 Cost	Year 4 Target	Year 4 Cost	Year 5 Target	Year 5 Cost	
Exhibitions and trade fairs	fairs/Exhibitions	fairs/ exhibitions held	2.2 2.3 2.4											
SP 1.4.2 Commercialization of agricultural enterprise	One product one location/ward promoted	No of products promoted per location/ward	2.1 8.5	20	100	20	100	0	0	0	0	0	0	200
SP 1.4.3 Product insurance	Insurance products developed and adopted	No. of insurance products developed and adopted	2.1 8.5	0	0	10	100	0	0	0	0	0	0	100
SP 1.4.4 Value addition, and processing	Value addition processing facilities established	No. of processing value addition facilities established	9.3 12.3	0	0	2	100	0	0	0	0	2	100	200
	Aggregation centers	No. of aggregation centers established		8	2	8	2	8	2	8	2	8	2	10
<b>Programme 1.5: Post harvest Management</b>														
<b>Objective: To reduce post harvest loses</b>														
<b>Outcome: Reduced post harvest loses</b>														
SP 1.5.1 Post harvest Management	Constructed Silos	Number of Silos constructed	2.1 2.2	1	50	2	10	1	5	1	5	1	5	30
	Procured moisture meters	No. of moisture meters procured	2.3 2.4	10		20		10		0		0	0	5
	Trained farmers and Cereal Traders on use of appropriate storage structures and Equipment	No. of farmers and cereal traders trained on use of appropriate storage structures and Equipment		40000	.4	40000	.4	40000	.4	40000	.4	40000	.4	2
<b>Programme 1.6: Climate change mitigation</b>														
<b>Objective: To mainstream climate change in agriculture policies and activities</b>														
<b>Outcome: Enhanced resilience to climate change risks</b>														
SP1.6.1 Agroforestry	Fruit tree nurseries	Number of fruit tree nurseries established	1.1 1.5	40	2	40	2	40	2	40	2	40	2	10
	Distributed fruit seedlings	No. of fruit seedlings distributed	2.1 2.2	80000	10	80000	10	80000	10	80000	10	80000	10	50
SP 1.6:2	Lined Farm ponds	Number of farm	2.3	2000	160	2000	160	2000	160	2000	160	2000	160	800

Sub Programme	Key Output	Key Performance Indicators	Linkage to SDG Targets*	Planned targets and Indicative Budget (KSh. M)										Total Budget
				Year 1 Target	Year 1 Cost	Year 2 Target	Year 2 Cost	Year 3 Target	Year 3 Cost	Year 4 Target	Year 4 Cost	Year 5 Target	Year 5 Cost	
Household farm ponds		ponds established and lined	2.4 15.2											
SP 1.6.3 Development of Irrigation Schemes	Developed Irrigation Schemes	No. of Irrigation Schemes Developed	SDG 2	0	0	1	120	1	120	1	120	0	0	360
<b>Programme 1.7 Machakos Agricultural Training Centre.</b>														
<b>Objective: To capacity-built extension staff and stakeholders in modern and evolving agriculture technologies, and entrepreneurial skills</b>														
<b>Outcome: Improved access to agricultural trainings, innovations and technology</b>														
SP 1.7.1 Machakos ATC Renovation and modernization	Renovated facilities Modern Farm	No. of facilities renovated	1.5 2.1 2.2 2.3 2.4	1	20	1	20	1	20	1	20	1	20	100
SP 1.7.2 Institution revolving fund	Revolving fund allocated for the ATC	Amount of funds allocated for the ATC Revolving fund		1	5	1	5	1	5	1	5	1	5	25
SP1.7.3 Agricultural research and development	Established research and collaboration centre with partners	No of research and collaboration centres established	2.1 8.5	0	0	1	150	0	0	0	-0	0	0	150
<b>Livestock Development Unit</b>														
<b>Programme 1.8: Livestock Feed and Nutrition</b>														
<b>Objective: To enhance quality production, conservation and efficient management of feed resources</b>														
<b>Outcome: Livestock Feed and Nutrition security improved</b>														
SP 1.8.1 Pasture and fodder Production	Farmers and groups trained on pasture production	No. of farmers benefiting and groups trained on pasture production/year	1.1 1.5 2.1 2.2 2.3	2000	5	2000	5	2000	5	2000	5	2000	5	25
	Quality pasture seeds to farmers	Tonnage of pasture and fodder seeds distributed	2.4	1200	2	1200	2	1200	2	1200	2	1200	2	20
	New acreage under	acreage under pasture	15.2	600	-	660	-	700	-	800	-	1000	-	

Sub Programme	Key Output	Key Performance Indicators	Linkage to SDG Targets*	Planned targets and Indicative Budget (KSh. M)										Total Budget
				Year 1 Target	Year 1 Cost	Year 2 Target	Year 2 Cost	Year 3 Target	Year 3 Cost	Year 4 Target	Year 4 Cost	Year 5 Target	Year 5 Cost	
	pasture and fodder	and fodder production		acres										
	Purchase of baling equipment	No of baling equipment bought	15.3	0	0	8	15	0	0	0	0	0	0	
SP1.8.2 Pasture and fodder conservation, value addition	Availability of quality pasture and fodder available throughout the year	No. of feed and fodder conservation structures established	1.5	250	0.5	250	0.5	250	0.5	250	0.5	250	0.5	2.5
		No. of pasture harvesting equipment sets purchased and maintained	2.1											
			2.2											
			2.3											
			2.4	5	10	5	2	5	2	5	2	5	2	28
SP 1.8.3 Pasture and fodder seed production	Affordable and quality pasture and fodder seeds/propagules produced	Tonnage of grass seeds, cutting and splits produced at ATC multiplication center	9.3	2000	10	2500	5	2500	5	2500	5	2500	5	30
	lead model farmers trained on seed bulking	No. of lead model farmers trained on seed bulking	15.2	160	0.5	160	0.5	160	0.5	160	0.5	160	0.5	2.5
<b>Programme 1.9: Livestock Genetic Resource improvement</b>														
<b>Objective: To Improve livestock breed quality and genetics</b>														
<b>Outcome: Increase production of livestock products</b>														
SP 1.9.1 Livestock breeding	Improved chicken species	No. of improved chicken distributed to farmers	1.1	50,00	5	50,00	5	50,00	5	50,00	5	50,00	5	25
			1.5	0		0		0		0		0		
			2.1											
	Established breeding and learning Units at ATC	No. of breeding units established and maintained	2.2	5	3	5	3	5	2	5	1	5	1	10
			2.3											
			2.4											
<b>Programme 1.10: Apiculture development</b>														
<b>Objective: To increase bee population, honey and bee products</b>														
<b>Outcome: Increased honey production</b>														
SP 1.10.1 Bee keeping	Increased honey production	Number of occupied bee hives,	1.1	1000	6	1000	6	1000	6	1000	6	1000	6	30
		tonnage of honey produced	1.5											
			2.1	30		30		30		30		30		
			2.2											
	Increased acreage	acreage under tree	2.3	50000	11	50000	11	50000	11	50000	11	50,00	11	55

Sub Programme	Key Output	Key Performance Indicators	Linkage to SDG Targets*	Planned targets and Indicative Budget (KSh. M)										Total Budget
				Year 1 Target	Year 1 Cost	Year 2 Target	Year 2 Cost	Year 3 Target	Year 3 Cost	Year 4 Target	Year 4 Cost	Year 5 Target	Year 5 Cost	
	under tree cover	cover	2.4 15.2										0	
<b>Programme 1.11 Livestock and Livestock products Marketing, value addition and extension</b>														
<b>Objective: To increase income from sale of livestock and livestock products</b>														
<b>Outcome: improved incomes from sale of high value livestock and livestock products</b>														
<b>SP 1.11.1 Livestock marketing and information system</b>	Operational livestock Marketing information system	No. of LMIS in place	2.1 2.4	1	0.5	1	0.2	1	0.2	1	0.2	1	0.2	1.3
	Market enumerators/data collectors trained and functional	No of market enumerators/data collectors trained and functional	9c	8	0.5	8	0.2	8	0.2	8	0.2	8	0.2	1.3
	Operational livestock sale yards	No of sale yards constructed	2.1 8.5	0	0	6	18	0	0	0	0	0	0	18
<b>SP 1.11.2 Value addition of livestock products</b>	Variety of value added products	No of processing equipment	2.1 2.4 9.3	3	0.2	3	0.2	3	0.2	3	0.2	3	0.2	1
<b>SP 1.11.3 Extension services</b>	Trained farmers services	No. of farmer trainings conducted	1.5	2500	1	2500	1	2500	1	2500	1	2500	1	5
	Field days held	No of field days held	2.1	16	0.5	16	0.5	16	0.5	16	0.5	16	0.5	2.5
	Farm demonstrations held	No of farm demonstrations held	2.4	1250	-	1250	-	1250	-	1250	-	1250	-	
	exhibitions/ shows held	No. of exhibitions/shows held	9.3	10	2	10	2	10	2	10	2	10	2	10
	Farm visits carried out	No of farm visits made		5000	0.5	5000	0.5	5000	0.5	5000	0.5	5000	0.5	2.5
<b>SP 1.11.4 Emerging Livestock</b>	Emerging livestock uptake as alternative sources of livelihoods	No of emerging livestock campaigns done	1 2	1000	1	1000	1	1000	1	1000	1	1000	1	5
	Trained farmers on emerging livestock	No. of trainings one	1 2	1200	1	1200	1	1200	1	1200	1	200	1	5
	Exhibition shows emerging livestock held	No. of Exhibition shows held	1 4 2	4	0.5	4	0.5	4	0.5	4	0.5	4	0.5	2
<b>SP 1.11.5</b>	Developed Livestock	No of Livestock	.1	5	2	5	1	0	0	0	0	0	0	3

Sub Programme	Key Output	Key Performance Indicators	Linkage to SDG Targets*	Planned targets and Indicative Budget (KSh. M)										Total Budget	
				Year 1 Target	Year 1 Cost	Year 2 Target	Year 2 Cost	Year 3 Target	Year 3 Cost	Year 4 Target	Year 4 Cost	Year 5 Target	Year 5 Cost		
Climate change Resilience, adaptation and drought mitigation	plans and strategies on drought mitigation, climate change adaptation and building resilience	plans and strategies on drought mitigation, climate change adaptation and building resilience developed	1.5 2.1 2.2 2.3 2.4												
	Farmers/groups trained on livelihood diversification strategies and disaster risk reduction	No of farmers/groups trained on livelihood diversification strategies and disaster risk reduction	1 2	10000	1	5000	0.5	5000	0.5	5000	0.5	5000	0.5	5	
	Households supported in rebuilding their livelihoods	No of households supported in rebuilding livelihoods	.1 2	2000	8	2000	8	2000	8	1000	4	1000	4	40	
<b>Veterinary Services Unit</b>															
<b>Programme 1.12. Veterinary Services</b>															
<b>Objective: To reduce disease incidences</b>															
<b>Outcome: Increased livestock productivity and access to market</b>															
SP 1.12.1 Mass livestock vaccination	Vaccinated animals	No. of animals vaccinated	1.1 1.5	700,000	10	710,000	11	720,000	12	730,000	13	750,000	15	100	
SP 1.12.2 Rabies eradication	Vaccinated dogs	No of dogs vaccinated	2.1 2.2	70,000	7	80,000	8	90,000	8	100,000	9	100,000	9	42	
SP 1.12.3 Vector control	Reduced vector borne disease incidences	No. of dips and spray races constructed	2.3 2.4	5	7	5	7	5	7	5	7	5	7	35	
SP 1.12.4 Public slaughter houses	Rehabilitated slaughterhouses	No of slaughterhouses rehabilitated	3.9	1	5	1	5	1	5	1	5	1	5	25	
	Constructed slaughterhouses	No of slaughterhouses constructed	3.9	0	0	2	70	2	70	0	0	0	0	140	
SP 1.12.5 Poultry slaughter houses	Constructed poultry slaughter houses	No of poultry slaughter houses constructed	9.3	1	5	1	5	1	5	1	5	1	5	35	

Sub Programme	Key Output	Key Performance Indicators	Linkage to SDG Targets*	Planned targets and Indicative Budget (KSh. M)										Total Budget
				Year 1 Target	Year 1 Cost	Year 2 Target	Year 2 Cost	Year 3 Target	Year 3 Cost	Year 4 Target	Year 4 Cost	Year 5 Target	Year 5 Cost	
SP 1.12.6 Livestock disease surveillance	Timely response & management of disease	No. of disease surveillance reports	12.3	52	0.2	52	0.2	52	0.2	52	0.2	52	0.2	1
SP 1.12.7 Strategic vaccine stock	Strategic vaccine stock	No. of doses of vaccines		100,000	10	110,000	11	120,000	12	130,000	13	150,000	15	61
SP 1.12.8 public health standards	Improved meat hygiene. And safety	No. of slaughter houses inspected		87	0.5	87	0.5	87	0.5	87	0.5	87	0.5	2.5
SP 1.12.9 Animal welfare	sensitized farmers on animal welfare	No. of farmers sensitized on animal welfare		2500	0.5	2500	0.5	2500	0.5	2500	0.5	2500	0.5	2.5
SP 1.12.10 Veterinary Extension Services	Trained farmers on livestock productivity	No. of farmers trained on livestock productivity		3500	0.5	3500	0.5	3500	0.5	3500	0.5	3500	0.5	2.5
SP 1.12:11 Artificial insemination	Artificial inseminations conducted	No. of Artificial inseminations conducted		5000	5	5000	5	5000	5	5000	5	5000	5	25
<b>Fisheries Development Unit</b>														
<b>Programmed 1.13: Fisheries Development</b>														
<b>Objective: To promote sustainable utilization and Development of Fisheries Resources</b>														
<b>Outcome: Enhanced Fisheries Productivity</b>														
SP 1.13.1 Management of capture Fisheries	Stocked/Restocked fingerlings	No. of fingerlings stocked/restores	14.2	200,000	2	200,000	2	200,000	2	200,000	2.4	200,000	2.4	10.8
	Trained Fisher folk and Beach Management Unit (BMU)	No. of trainings done to fisher folk and Beach Management Unit (BMU)	14b	4	0.4	4	0.4	4	0.4	4	0.5	4	0.6	2.3
	Monitored, Controlled and Surveilled Fishing water bodies	No. of Patrols (MCS) carried out		4	1	4	1	4	1	4	1.2	4	1.2	5.4
SP 1.13:2 Aquaculture Production	Trained Fish Farmers	No. of farmer trainings held in the sub-counties	1.5	32	3	32	3	32	3	32	3.5	32	3.5	16
	Aquaculture Field	No. of AFS and	2.1	4	1	4	1	4	1	4	1.2	4	1.5	5.7

Sub Programme	Key Output	Key Performance Indicators	Linkage to SDG Targets*	Planned targets and Indicative Budget (KSh. M)										Total Budget	
				Year 1 Target	Year 1 Cost	Year 2 Target	Year 2 Cost	Year 3 Target	Year 3 Cost	Year 4 Target	Year 4 Cost	Year 5 Target	Year 5 Cost		
	Schools(AFS) and Demo Farms Established	Demo farms established and operationalized in each sub-county													
	Distributed production units (liners, predator nets, cages, tanks, fencing kits)	No. of production units distributed (Liners, predator nets, cages, tanks, fencing kit)	2.4	40	4	40	4	40	4	40	4.5	40	5	21.5	
	Fish farmers adopted modern and climate resilient farming technologies	No. of modern and climate resilient technologies adopted	14b	1	1.6	1	1.6	1	1.6	1	1.8	1	2	8.6	
	Operational Fish hatcheries at ATVET	No. of operational Hatcheries at ATVET	13.1	1	2	0	0	0	0	0	0	0	0	2	
<b>SP 1.13:3 Quality Assurance, value addition and marketing</b>	Fish Quality inspections carried out on farms and premises	No. of inspections done on farms and fish premises	1.5 2.1 2.4	2	0.2	2	0.2	2	0.2	2	0.3	2	0.3	1.2	
	Fish inspection, quality and disease surveillance kits procured	No. of fish inspection, quality and disease surveillance kits procured	9.3	2	0.5	2	0.5	2	0.5	2	0.6	2	0.7	2.8	
	Gazzeted fish inspectors	No. of inspectors gazzeted	12.3	2	0.5	2	0.5	2	0.5	2	0.6	2	0.7	2.8	
	Installed cold storage and marketing equipment for Beach Management Units and farmers	No. of cold storage and marketing equipment procured and installed for BMU/farmer organizations	13.1	1	2	1	2	1	2	1	3	1	4	13	
<b>SP 1.13:4 Extension service Delivery</b>	Farms visited, spot checks and beach patrols done	No. of farm visits, spot checks and beach patrols done	14b	800	1	1,000	1.2	2,000	2.4	2,500	3	2,500	4	11.6	
	Trained farmers on new farming technologies	No. of farmer trainings done annually (field days,		2	1	2	1	3	1.5	4	2.5	3	2.5	8.5	

Sub Programme	Key Output	Key Performance Indicators	Linkage to SDG Targets*	Planned targets and Indicative Budget (KSh. M)										Total Budget	
				Year 1 Target	Year 1 Cost	Year 2 Target	Year 2 Cost	Year 3 Target	Year 3 Cost	Year 4 Target	Year 4 Cost	Year 5 Target	Year 5 Cost		
		exhibitions, trade fairs)													
<b>Programme 1.14: Aquaculture Business Development Programme (ABDP)</b>															
<b>Objective: To increase the incomes, food security and nutritional status of the wider communities of poor rural households involved in aquaculture in the County</b>															
<b>Outcome: Reduced poverty and increased food security and nutrition in rural communities</b>															
<b>SP 1.14:1 Small Holder Aquaculture Development</b>	Production input and/or technological packages distributed	No. of beneficiaries who have received at least one type of production input and/or technological packages	1.5	328	42	359	47	639	83	493	64	443	57	293	
	Farmers ponds stocked with fingerlings	No. of fingerlings stocked in beneficiaries' ponds	2.1	328,000	2.6	359,000	2.9	639,000	5.1	493,000	3.9	443,000	3.5	18	
	Dams stocked with fingerlings	No. of fingerlings stocked in dams	2.4	91,000	0.7	-	-	-	-	-	-	-	-	0.7	
	Fish produced by beneficiaries	Total fish produced by beneficiaries (in 000's)		296	103.5	420	147	480	168	7,110	249	1,571	550	1,217.5	
	Trained farmers in small holder aquaculture development	No. of farmers trained in small holder aquaculture development		-	-	-	-	648	9.7	559	8.4	543	8.1	26.2	
	Programme/Project Services received by framer groups	Groups Receiving Programme/Project Services	14b	32	1.9	56	3.2	17	1	7	0.4	-	-	6.5	
	Schools supported in production and consumption of fish and fish products.	No. of schools receiving targeted support in production and consumption of fish and fish products	9.3	2	0.6	2	0.6	-	-	-	-	-	-	1.2	
	Produced and marketed fish	No. of farmers who have produced and marketed fish	12.3	328	-	359	-	639	-	493	-	443	-	-	
<b>SP 1.14:2 Aquaculture</b>	Trained persons in Aquaculture Value	No. of persons trained in aquaculture	13.1	-	-	300	3	300	3	300	3	-	-	9	



Sub Programme	Key Output	Key Performance Indicators	Linkage to SDG Targets*	Planned targets and Indicative Budget (KSh. M)										Total Budget
				Year 1 Target	Year 1 Cost	Year 2 Target	Year 2 Cost	Year 3 Target	Year 3 Cost	Year 4 Target	Year 4 Cost	Year 5 Target	Year 5 Cost	
Value Chain Development	Chain business management	Value Chain business management												
	Smallholder households included in out grower schemes and linked to the market	No. of smallholder households included in out grower schemes and linked to the market	14b	-	-	200	0.5	200	0.5	138	0.3	-	-	1.3
	Aquaculture sector enabling environment and support services.	No. of extension officers trained by the Programme.		-	-	3	0.3	3	0.3	4	0.4	-	-	1
	Public infrastructure upgraded and/or strengthened ( markets, hatcheries, stores etc)	No. of public infrastructure upgraded and/or strengthened (markets, hatcheries, stores etc)		-	-	1	5	-	-	-	-	-	-	5
<b>Cooperative development sub sector</b>														
<b>Programme 1.15 Cooperative development sub sector administration, Planning and Support Services</b>														
<b>Objective: To enhance efficiency and effectiveness in service delivery</b>														
<b>Outcome: Enhanced service delivery</b>														
SP 1.15:1 Administrative services	Compensated employees	No of employees compensated	2.1 8.5	17	14.9301	17	15.53	17	16.154	17	16.801	17	17.473	99.071
	Renovated offices	Number of offices renovated	8.6	1	2	1	2	0	0	1	2	0	0	6
	Constructed Offices	Number of offices constructed		1	5	1	5	0	0	1	5	0	0	15
	Procured extension vehicles	Number of vehicles procured		1	8	1	8	1	8	0	0	0	0	24
	Recruited extension officers	Number of officers recruited		14	11	0	11	0	11	0	11	0	11	55
	Procured ICT infrastructure	Number of ICT equipment procured		10	2	10	3	12	4	10	2	5	1	12
	Office furniture	Number of furniture procured		5	10	5	10	0	0	5	10	0	0	30
	Trained staff	Number of staff trained	9c	20	2	20	2	20	2	20	2	20	2	10
<b>Programme 15: Growth &amp; Development of Co-operative societies</b>														

Sub Programme	Key Output	Key Performance Indicators	Linkage to SDG Targets*	Planned targets and Indicative Budget (KSh. M)										Total Budget
				Year 1 Target	Year 1 Cost	Year 2 Target	Year 2 Cost	Year 3 Target	Year 3 Cost	Year 4 Target	Year 4 Cost	Year 5 Target	Year 5 Cost	
<b>Objective: To promote growth &amp; development of Co-operative societies</b>														
<b>Outcome: Vibrant and better managed co-operatives</b>														
<b>SP 1.15:1 Growth and Development of co-operatives</b>	New registered Co-operatives	No. of new Co-operatives registered & sensitized	8.5 8.6 10.2 16.5 16.6	50	1.5	50	1.5	50	1.5	50	1.5	50	1.5	7.5
	Basic Cooperative data	No. of surveys conducted	16.7	1	3	1	3	1	3	1	3	1	3	15
<b>SP 1.15:2 Value chain development</b>	Value added dairy products	No. of milk cans issued		60	1	60	1	60	1	60	1	60	1	5
	Value added Avacado products	No. of processing equipment		500	20	500	20	500	20	500	20	500	20	100
	Value added Honey products	No. of processing equipment		1000	40	1000	40	1000	40	1000	40	1000	40	200
	Milk processing plant constructed	No. of milk processing plant constructed		1	200	1	300	1	300	1	400	1	500	1700
<b>SP 1.15:4 Co-operative Financial Services(SAC COs)</b>	Saving culture of co-operatives enhanced	No. of co-operative societies practicing saving culture		30	1	30	1	30	1	30	1	30	1	5
<b>SP1.15:5 Coffee Sector Rehabilitation</b>	Rehabilitated coffee factories	No. of coffee factories rehabilitated	8.6 9.3	3	15	3	15	3	15	3	15	3	15	75
	Coffee seedlings procured and distributed	No. of societies issued with coffee seedlings		25	20	25	20	25	20	25	20	25	20	100
	Coffee Fertilizer procured	No. of societies issued with the fertilizer		25	5	25	5	25	5	25	5	25	5	25
<b>Revolving fund</b>	Access to affordable funds to societies	No. of societies given the revolving fund		10	30	10	30	10	30	10	30	10	30	150

Sub Programme	Key Output	Key Performance Indicators	Linkage to SDG Targets*	Planned targets and Indicative Budget (KSh. M)										Total Budget	
				Year 1 Target	Year 1 Cost	Year 2 Target	Year 2 Cost	Year 3 Target	Year 3 Cost	Year 4 Target	Year 4 Cost	Year 5 Target	Year 5 Cost		
SP 1.15:3 Co-operative extension & support services	Extension & support services provided	No. of farm visits provided		50	1	50	1	50	1	50	1	50	1	5	
<b>Programme 1.16: Co-operative Governance</b>															
<b>Objective: To improve Co-operative Governance</b>															
<b>Outcome: Improved performance and accountability of cooperative societies</b>															
SP 1.16:1 Co-operative audits and Inspections	Co-operative audits & inspections done	No. of cooperative audited & inspected	1.5 8.5 8.6 10.2	50	1	55	1.5	55	1.5	60	2	65	2.5	8.5	
SP 1.16:2 Capacity building	Trained cooperative committees members	No. of committee members trained	16.5 16.6 16.7	1,400	1	1,400	1	1,400	1	1,400	1	1,400	1	5	
	Trained cooperative employees and managers	No. of co-operative society employees trained		300	1	300	1	300	1	300	1	300	1	5	
	Trained cooperative members	No. of co-operative society members trained		5,000	3	5,000	3	5,000	3	5,000	3	5,000	3	15	
	Women & youths sensitized & trained on importance of joining cooperatives	No. of women sensitized & trained on importance of joining cooperatives			1,000	1	1,250	1	1,300	1	1,400	1	1,500	1	5
		No. of youths sensitized & trained on importance of joining cooperatives			1,000	1	1,250	1	1,300	1	1,300	1	1,500	1	5
	Celebrated International Co-operative Day	No. of participants			5000	3	5000	3	5000	3	5000	3	5000	3	15

#### 4.2.1.2. Commercial, Tourism and Labour Affairs Sector Programmes

Sub Programme	Key Output	Key Performance Indicators	Linkages to SDG Targets*	Planned Targets and Indicative Budget (Ksh. M)										Total Budget (Ksh. M)*
				Year 1 Target	Year 1 Cost	Year 2 Target	Year 2 Cost	Year 3 Target	Year 3 Cost	Year 4 Target	Year 4 Cost	Year 5 Target	Year 5 Cost	
<b>Trade Development and External Relations Sub-sector</b>														
<b>Programme 2.1: Trade and External Relations Administrative and Support Services</b>														
<b>Objective: To increase efficiency and effectiveness in service delivery</b>														
<b>Outcome: Increased efficiency and effectiveness in service delivery</b>														
<b>SP 2.1.1: General Administrative and Planning</b>	Satisfied customers	Customer satisfaction rate	10.3	100%	2	100%	2	100%	2	100%	2	100%	2	10
	Citizen engagement forums held	No. of Citizen engagement forums held	10.4	10	3	10	3	10	3	10	3	10	3	15
	Office equipment, furniture and stationery Procured	% of Office equipment, furniture and stationery Procured	8.3	40%	15	20%	8	20%	7	10%	5	10%	5	40
	Office block completed	No. of completed office block	8.3	2	50	2	30	0	0	0	0	0	0	80
	Compensated staff	% of staff compensated	8.5	100%	24	100%	26	100%	28	100%	30	100%	32	140
	Trained staff	% of staff trained	10.3	100%	10	100%	10	100%	10	100%	10	100%	10	50
<b>Programme 2.2: Local Trade Development</b>														
<b>Objective: To promote inclusive and sustainable economic production and growth in all regions of the County</b>														
<b>Outcome: Vibrant local economy</b>														
<b>SP 2.2.1: Markets Development</b>	Market sheds constructed	No. of Market sheds constructed	9.1	8	64	8	64	8	64	8	64	8	64	320
	Storey markets constructed	No. of storey markets constructed	9.1	1	35	1	35	1	35	1	35	1	35	175
	Market management committees established and capacity built	No. of market management committees established and capacity built		200	10	220	12	240	14	260	16	280	18	70
	Markets upgraded (Cabro/slab pavements)	No. of markets upgraded		2	10	2	10	2	10	2	10	2	10	50

Sub Programme	Key Output	Key Performance Indicators	Linkages to SDG Targets*	Planned Targets and Indicative Budget (Ksh. M)										Total Budget (Ksh. M)*
				Year 1 Target	Year 1 Cost	Year 2 Target	Year 2 Cost	Year 3 Target	Year 3 Cost	Year 4 Target	Year 4 Cost	Year 5 Target	Year 5 Cost	
<b>SP 2.2.2: Livestock Markets Development</b>	Livestock markets constructed.	No. of livestock markets constructed.	9.1	3	15	3	15	3	15	3	15	3	15	75
<b>SP 2.2.3: Market Trading Information Research and Dissemination</b>	Market supply & Prices database Established	No. of Market supply & Prices database Established		1	4	-	-	-	-	-	-	-	-	4
	Market supply & Prices data updated	% of market supply & Prices data updated		100%	1	100%	1	100%	1	100%	1	100%	1	5
<b>SP 2.2.4: Fair Trade and Consumer Protection</b>	Weighing and measuring equipment verified/calibrated	No. of weighing and measuring equipment verified/calibrated		5000	2	5000	2	5000	2	5000	2	5000	2	10
	Sensitized traders on Weighing and measuring requirements	No of traders sensitized on Weighing and measuring requirements		5000	2	5000	2	5000	2	5000	2	5000	2	10
<b>SP 2.2.5: Trade Licensing</b>	Decentralized digitized business licensing processes to Sub counties	No. of subcounties with digitized business licensing processes		2	5	2	5	2	5	2	5	1	3	23
	Developed Trade Licensing Portal	No. of Trade Licensing Portal developed		1	15	-	-	-	-	-	-	-	-	15
<b>SP 2.2.6: Trade Promotion and Marketing</b>	Exhibitions held on local products to national and international markets	No. of exhibitions held on local products to national and international markets		10	5	10	5	10	5	10	5	10	5	25
<b>Programme 2.3: Business Support Program</b>														
<b>Objective: To provide stimulus programs that mentor budding businesses in the County</b>														

Sub Programme	Key Output	Key Performance Indicators	Linkages to SDG Targets*	Planned Targets and Indicative Budget (Ksh. M)										Total Budget (Ksh. M)*
				Year 1 Target	Year 1 Cost	Year 2 Target	Year 2 Cost	Year 3 Target	Year 3 Cost	Year 4 Target	Year 4 Cost	Year 5 Target	Year 5 Cost	
<b>Outcome: New successful businesses and new business models</b>														
<b>SP 2.3.1: Business Incubation and Acceleration program</b>	Constructed, equipped and operationalized Business incubation and Acceleration Hubs	No. of Business Incubation/ Acceleration Hubs Constructed, equipped and operationalized		1	20	1	20	1	20	1	20	1	20	100
<b>SP 2.3.2: Business Development</b>	Constructed business parks	No. of business/SMEs parks constructed		2	50	2	50	2	50	2	50	2	50	250
	Constructed Modern kiosks	No of Modern Kiosks constructed		100	20	100	20	100	20	100	20	100	20	100
	Constructed roadside sheds	No. of roadside sheds constructed		10	3	10	3	10	3	10	3	10	3	15
	Distributed outdoor parasols	No. of outdoor parasols distributed		1000	5	1000	5	1000	5	1000	5	1000	5	25
	Business premises face-lifted	No. of business premises face-lifted		1000	25	1000	25	1000	25	1000	25	1000	25	125
<b>Programme 2.4: Enterprise Development</b>														
<b>Objective: To improve the enterprise potential of the County</b>														
<b>Outcome: Improved micro, small and medium enterprises</b>														
<b>SP 2.4.1: Product Profiling and Value Chain Development</b>	Product value chains developed	No. of product value chains developed		3	6	3	6	3	6	3	6	3	6	30
<b>SP 2.4.2: Entrepreneurship Trainings and Skill Development</b>	SMEs capacity built	No. of SMEs capacity built		100	5	100	5	100	5	100	5	100	5	25
<b>SP 2.4.3: Economic Empowerment Programs for disadvantaged persons/groups</b>	Youth and women group trained on entrepreneurship and access to affirmative action funds	No. of youth and women group trained on entrepreneurship and access to affirmative action funds	8.6	40	5	40	5	40	5	40	5	40	5	25

Sub Programme	Key Output	Key Performance Indicators	Linkages to SDG Targets*	Planned Targets and Indicative Budget (Ksh. M)										Total Budget (Ksh. M)*
				Year 1 Target	Year 1 Cost	Year 2 Target	Year 2 Cost	Year 3 Target	Year 3 Cost	Year 4 Target	Year 4 Cost	Year 5 Target	Year 5 Cost	
<b>SP 2.4.4: Machakos Enterprise (Wikwatyo) Fund</b>	Groups benefiting from Wikwatyo fund	No. of groups benefiting from Wikwatyo funds		1000	50	1500	50	2000	50	2500	50	3000	50	250
<b>Programme 2.5: International Trade Development</b>														
<b>Objective: To create export opportunities as a vehicle for income generation and market diversification</b>														
<b>Outcome: Increased access to the global marketplace</b>														
<b>SP 2.5.1: International Trade Promotion</b>	International trade forums organized	No. of international trade forums organized		3	5	3	5	3	5	3	5	3	5	25
	Exporters Summit organized	No. of exporters Summit organized		1	3	1	3	1	3	1	3	1	3	15
	Established market linkages for exports	No. of market linkages established for exports		10	0.5	10	0.5	10	0.5	10	0.5	10	0.5	2.5
	Stakeholders Trained on Standards and Compliance	No. of stakeholders Trained on Standards and Compliance		500	5	500	5	500	5	500	5	500	5	25
	Established export aggregation centers	No. of export aggregation centers established		4	72	4	72	4	72	4	72	4	72	360
<b>Programme 2.6: External Relations</b>														
<b>Objective: Leverage on partnerships that foster trade integration and development</b>														
<b>Output: Enhanced organizational, national, regional, bilateral and multilateral engagements</b>														
<b>SP 2.6.1: Regional Development</b>	Promoted and supported regional projects/ programs (SEKEB)	No. of Promoted and supported regional projects/ programs (SEKEB)		3	10	3	10	3	10	3	10	3	10	50
<b>SP 2.6.2: Strategic Partnerships Development</b>	Strategic partnerships developed	No. of strategic partnerships developed		4	2	4	2	4	2	4	2	4	2	10
<b>Industry and Innovation Sub-sector</b>														
<b>Programme 2.7: Industrial Liaison Development</b>														

Sub Programme	Key Output	Key Performance Indicators	Linkages to SDG Targets*	Planned Targets and Indicative Budget (Ksh. M)										Total Budget (Ksh. M)*
				Year 1 Target	Year 1 Cost	Year 2 Target	Year 2 Cost	Year 3 Target	Year 3 Cost	Year 4 Target	Year 4 Cost	Year 5 Target	Year 5 Cost	
<b>Objective: To create and enhance mutual relationships and collaboration between the county and industry players</b>														
<b>Outcome: Increased collaboration between county and industry players</b>														
<b>SP 2.7.1: Industry Management</b>	Stakeholder forums held	No of stakeholder forums held	9.2 9.3 9.a 9.b	4	4	4	4	4	4	4	4	4	4	20
	No. of industrial exhibitions held	No. of industrial exhibitions held	9.2 9.3 9.b	1	5	1	5	1	5	1	5	1	5	25
	Industry Award ceremonies held	No. of Industry Award ceremonies held		1	5	1	5	1	5	1	5	1	5	25
	Trained on industrial development and workmanship skills	No. of trainings on industrial development and workmanship skills	8.6	10	3	10	3	10	3	10	3	10	3	15
	Industrialization policy/Masterplan developed	No. of Industrialization policy/Masterplan developed		1	10	-	-	-	-	-	-	-	-	10
	Industrial parks developed	No. of industrial parks developed	9.2 9.3 9.a 9.b	1	500	-	-	-	-	-	-	-	-	500
<b>Programme 2.8: Informal Sector Development</b>														
<b>Objective: To generate employment and incomes to persons concerned</b>														
<b>Outcome: Increased employment opportunities</b>														
<b>SP 2.8.1: Informal Sector Development</b>	Cottage industries developed	No. of cottage industries developed		5	5	5	5	5	5	5	5	5	5	25
	Juakali workshops/sheds constructed	No. of Juakali workshops/sheds constructed	9.2 9.3 9.b	2	20	2	20	2	20	2	20	2	20	100
	Common –User	No. of Common –		1	20	1	20	1	20	1	20	1	20	100



Sub Programme	Key Output	Key Performance Indicators	Linkages to SDG Targets*	Planned Targets and Indicative Budget (Ksh. M)										Total Budget (Ksh. M)*	
				Year 1 Target	Year 1 Cost	Year 2 Target	Year 2 Cost	Year 3 Target	Year 3 Cost	Year 4 Target	Year 4 Cost	Year 5 Target	Year 5 Cost		
	facility constructed	User facilities constructed													
	Branded Boda Boda sheds constructed	No. of branded Boda Boda sheds constructed		50	20	50	20	50	20	50	20	50	20	100	
	Modern Bustops branded	No. of modern Bustops branded		30	20	30	20	30	20	30	20	30	20	100	
<b>Programme 2.9: Research Development and Innovation Management</b>															
<b>Objective: To spark and encourage a vibrant innovation ecosystem in the county</b>															
<b>Outcome: New innovations</b>															
<b>SP 2.8.1: Innovation Hubs Development</b>	Operational & Equipped Innovation Hubs established	No of operational & equipped Innovation Hubs established		1	30	1	30	1	30	1	30	1	30	150	
<b>SP 2.9.2: Research Development</b>	Researches conducted	No. of Researches conducted		2	4	2	4	2	4	2	4	2	4	20	
<b>Programme 2.10: Investment promotion and facilitation</b>															
<b>Objectives: Profile the county as the investment destination of choice in the region</b>															
<b>Outcome: Increased new and retention of existing investors</b>															
<b>SP 2.10.1: Investment Promotion</b>	International and domestic marketing activities held	No. of International and domestic marketing activities held		3	6	3	6	3	6	3	6	3	6	30	
	Sector stakeholders engagements held	No. of Sector stakeholders engagements held		4	2	4	2	4	2	4	2	4	2	10	
	Established investors one-stop shops	No. of investors one-stop shops established		-	-	1	5	-	-	-	-	-	-	5	
	Upgraded investors' portal	No. of investors' portal Upgraded		-	-	1	2	-	-	-	-	-	-	2	
<b>Programme 2.11: Machakos Investment Authority</b>															
<b>Objective: To increase government driven investment programs for the county</b>															
<b>Outcome: Enhanced Private -Public Partnerships in the county</b>															
<b>SP 2.11.1 Machakos</b>	Developed Machakos	No. of developed Machakos		-	-	1	5	-	-	-	-	-	-	5	

Sub Programme	Key Output	Key Performance Indicators	Linkages to SDG Targets*	Planned Targets and Indicative Budget (Ksh. M)										Total Budget (Ksh. M)*
				Year 1 Target	Year 1 Cost	Year 2 Target	Year 2 Cost	Year 3 Target	Year 3 Cost	Year 4 Target	Year 4 Cost	Year 5 Target	Year 5 Cost	
Investment Authority	Investment Authority Act	Investment Authority Act												
<b>Tourism Sub-sector</b>														
<b>Programme 2:13 Tourism Administrative and support service delivery</b>														
<b>Objective: To increase efficiency and effectiveness in service delivery</b>														
<b>Outcome: Increased efficiency and effectiveness in service delivery</b>														
<b>SP 2:13.1 Administration and Support Services</b>	Constructed buildings	Number of buildings constructed / refurbished	9.4	1	6	4	2	4	2	4	2	4	2	14
	Motor vehicles purchased	No. of motor vehicles purchased	11.2	1	6	2	12	1	10	0	0	0	0	28
	Staff compensated	Percentage of staff compensated	8.5	100%	115	100%	116	100%	117	100%	118	100%	119	585
	Furniture purchased.	Percentage of furniture purchased.	11.2	100%	20	100%	3	100%	3	100%	3	100%	3	32
	Equipment purchased	Percentage of equipment purchased	11.2	100%	8	100%	2	100%	2	100%	2	100%	2	16
	Trainings done	Percentage of trainings done	17.7	100%	8	100%	8	100%	8	100%	8	100%	8	40
	vehicles, equipment/devices maintained	Percentage of vehicles, equipment/devices maintained	11.2	100%	1.5	100%	1.5	100%	1.5	100%	1.5	100%	1.5	7.5
	Implementation of policies, bill and acts policies formulated and implemented	No. of policies formulated and implemented	16.10.b	0	0	2	4	0	0	0	0	0	0	4
	solar lights and CCTV cameras installed	No. of solar lights and CCTV cameras installed	7	30	2	0	0	30	2	0	0	0	0	4

Sub Programme	Key Output	Key Performance Indicators	Linkages to SDG Targets*	Planned Targets and Indicative Budget (Ksh. M)										Total Budget (Ksh. M)*
				Year 1 Target	Year 1 Cost	Year 2 Target	Year 2 Cost	Year 3 Target	Year 3 Cost	Year 4 Target	Year 4 Cost	Year 5 Target	Year 5 Cost	
	Generators purchased/ Powerhouse constructed	No. of generators purchased/ Powerhouse constructed	7	1	6	0	0	0	0	1	2	0	0	8
	Utilities paid	Proportion of utilities paid	8	100%	5	100%	5	100%	5	100%	5	100%	5	25
<b>Programme 2:14 Tourism infrastructure development</b>														
<b>Objective: To guide and oversee tourism development projects across the County</b>														
<b>Outcome: Increased tourist attractions and activities in the County.</b>														
<b>SP 2:14.1 Tourism Infrastructure</b>	parks rehabilitated	No. of parks rehabilitated	11.7	5	15	3	9	3	9	3	9	3	9	51
	parks constructed	No. of parks constructed	11.7	0	0	2	300	0	0	0	0	0	0	300
	rest areas constructed	No. of rest areas constructed	9.1 8.9	0	0	1	15	0	0	1	15	0	0	30
	Construction of formulae E racing track and III circuit	No. of racing track circuit constructed	4.3 9.1	0	0	1	500	0	0	1	500	0	0	1000
	Sites preserved	No. of sites preserved	9.1 11	0	0	0	0	1	80	0	0	0	0	80
	Landmark features created	Number of landmark features created	8.9 11.8	1	5	0	0	0	0	0	0	0	0	5
	Arcs constructed	No. of arcs constructed	8.9 11.8	1	10	0	0	0	0	0	0	0	0	10
	Viewpoints developed	No. of viewpoints developed	8.9 11.7	0	0	0	0	1	40	1	40	1	40	120
<b>Programme 2:15 Tourism promotion and marketing</b>														
<b>Objective: To promote and market products within Machakos and beyond to make it a destination of choice.</b>														
<b>Outcome: Increased tourist numbers in Machakos County.</b>														
<b>SP 2:15.1 Tourism marketing and Promotion</b>	Tourism publications done	No. of tourism publications done	8.2,3	3	7	3	7	3	7	3	7	3	7	35
	Local exhibitions Organized and	No. of Local exhibitions	8.3,9 12.8	9	18	9	18	9	18	9	18	9	18	90

Sub Programme	Key Output	Key Performance Indicators	Linkages to SDG Targets*	Planned Targets and Indicative Budget (Ksh. M)										Total Budget (Ksh. M)*
				Year 1 Target	Year 1 Cost	Year 2 Target	Year 2 Cost	Year 3 Target	Year 3 Cost	Year 4 Target	Year 4 Cost	Year 5 Target	Year 5 Cost	
	attended	Organized and attended	17.17											
	International exhibitions Organized and attended	No. of International exhibitions Organized and attended	8.3,9 12.8 17.17	8	32	8	32	8	32	8	32	8	32	160
	Tourism signage's erected	No. of tourism signage's erected	9.1 12.8	50	5	50	5	50	5	0	0	0	0	15
	Digital LED tourism promotion screens	No. of digital LED screen erected	8.9	0	0	1	8	1	8	1	8	1	8	32
	tourism websites developed	No. of tourism websites developed	8.9	1	2	0	0.5	0	0.5	0	0.5	0	0.5	4
	Social media accounts engaged	No. of social media accounts engaged	12.8 16.7 10	1000 0	1.5	1000 0	1.5	1000 0	1.5	1000 0	1.5	1000 0	1.5	7.5
	Beauty pageants/fashion shows held	No. of beauty pageants/fashion shows held	4.7 8.3,9	1	4	2	8	2	8	2	8	2	8	36
	Hotels mapped	No. of hotels mapped	8.9	100	2	100	2	100	2	100	2	100	2	10
	Historical sites mapped	No. of historical sites mapped	8.9	50	2	50	2	50	2	50	2	50	2	10
	Local sports events organized	No. of local sports events organized	8.9,11.4 ,11.a 12b	4	4	4	4	4	4	4	4	4	4	20
	International sports events organized	No. of international sports events organized	8.9 11.4,11. a 12b	1	5	1	5	2	10	2	10	1	5	35
<b>Programme 2:16 Tourism capacity development</b>														
<b>Objective: To promote professionalism and efficiency in service delivery</b>														
<b>Outcome: Increased efficiency in delivery of Tourism services across the County.</b>														
<b>SP 2:16.1 Capacity</b>	Familiarization trips organized	No. of familiarization	4	1	4	2	8	0	0	0	0	0	0	12

Sub Programme	Key Output	Key Performance Indicators	Linkages to SDG Targets*	Planned Targets and Indicative Budget (Ksh. M)										Total Budget (Ksh. M)*
				Year 1 Target	Year 1 Cost	Year 2 Target	Year 2 Cost	Year 3 Target	Year 3 Cost	Year 4 Target	Year 4 Cost	Year 5 Target	Year 5 Cost	
development		trips organized												
	Tourism stakeholder forums organized	No. of tourism stakeholder forums organized	4 17.16	1	3	2	6	2	6	2	6	2	6	27
	Attending trainings and seminars	No. of trainings and seminars	4 8 17	2	2	2	2	2	2	2	2	2	2	10
	Bodies subscribed to tourism professional bodies	No. of bodies subscribed to tourism professional bodies	4 8 17	5	1	5	1	5	1	5	1	5	1	5
<b>Culture Sub Sector</b>														
<b>Programme 2:17 Promotion and Marketing of Akamba Culture</b>														
<b>Objective: Promotion and conservation of culture</b>														
<b>Outcome: Preserved Akamba culture</b>														
<b>SP 2:17.1 Cultural/ heritage centers</b>	Cultural centers /preservation centres built	No. of Cultural centers /preservation centres built	9a	1	20	1	20	1	20	1	20	1	20	100
<b>SP 2:17.2 Cultural Festivals</b>	Akamba festivals held	No. of Akamba festivals held.	2.3, 2.4,8.3, 8.6,12.8 .9,1.5	2	6	2	6	2	6	2	6	2	6	30
<b>SP 2:17.3 Akamba Indigenous Culture Documentation</b>	Akamba data reports documented	No. Akamba data reports documented	12.b,8.9 ,11.4	1	3	1	3	1	3	1	3	1	3	15
<b>SP 2:17.4 Cultural grant fund</b>	Beneficiaries awarded	No. of beneficiaries awarded	17.3,8.3 ,10.1, 8	100	6	100	6	100	6	100	6	100	6	30
<b>SP 2:17.5 Cultural practitioner Capacity Development</b>	Beneficiaries sensitized	No. of beneficiaries sensitized	17.9	100	3	100	3	100	3	100	3	100	3	15
<b>SP 2:17.6 County choir and cultural groups</b>	Beneficiaries participating in cultural activities	No. of beneficiaries participating in cultural activities	8.9	400	15	400	15	400	15	400	15	400	15	75
<b>SP 2:17.7</b>	Staff participating	No. of staff	3	100	3	100	3	100	3	100	3	100	3	15

Sub Programme	Key Output	Key Performance Indicators	Linkages to SDG Targets*	Planned Targets and Indicative Budget (Ksh. M)										Total Budget (Ksh. M)*
				Year 1 Target	Year 1 Cost	Year 2 Target	Year 2 Cost	Year 3 Target	Year 3 Cost	Year 4 Target	Year 4 Cost	Year 5 Target	Year 5 Cost	
KICOSCA	in KICOSCA games	participating in KICOSCA games												
SP 2:17.8 Kamba culture documentary and photography	documentaries produced	No. of documentaries produced	11.4	1	4	1	4	1	4	1	4	1	4	20
SP 2:17.9 Akamba Culture Advocacy	Acts, bills and policies completed and implemented	No. of acts, bills and policies completed and implemented	1.1, 1.2,4.1, 4.3, 4.4, 4.5, 4.7	3	5	1	1.5	1	1.5	1	1.5	1	1.5	11
SP 2:17.10 Cultural exchange programs	People/groups benefiting and trips made	No. of people/groups benefiting and trips made	8,11	50	15	50	15	50	15	50	15	50	15	75
SP 2:17.11 Preservation of indigenous flora and fauna	Indigenous trees planted	No. of indigenous trees planted	11	1,000	3	1,000	3	1,000	3	1,000	3	1,000	3	15
SP 2:17.12 Akamba Cultural Attire Showcase	Kamba cultural attire events held	No. of Kamba cultural attire events held	8.3, 8.9,10.1	0	0	1	6	0	0	0	0	0	0	6
SP 2:17.13 Machakosfest film festival	Machakosfest film festival participants	No. of Machakosfest film festival participants	8.3, 8.9,10.1	100	8	100	8	100	8	100	8	100	8	40
SP 2:17.14 Machakos Artfest	Machakosfest film festivals held	No. of Machakosfest film festivals held	8.3, 10.1, 8.6	1	5	1	5	1	5	1	5	1	5	25
SP 2:17.15 Machakos TalantaFest	Machakos TalantaFest festivals held	No. of Machakos TalantaFest festivals held	8.3, 10.1, 8.6	1	5	1	5	1	5	1	5	1	5	25
SP 2:17.16 Machakos Uhai Festival	Machakos Uhai festivals held	No. of Machakos Uhai festivals held	8.3, 10.1, 8.6	1	5	1	5	1	5	1	5	1	5	25
SP 2:17.17 Tour de Machakos	Cycling tours held	No. of cycling tours held	3	1	5	1	5	1	5	1	5	1	5	25
SP 2:17.18 Tourism Policies/regulations	Policies developed	No. of policies developed	16, 17	0	0	1	10	0	0	0	0	0	0	10
SP 2:17.19	filming	No. of filming	4, 8	3	1.5	3	1.5	3	1.5	3	1.5	3	1.5	7.5

Sub Programme	Key Output	Key Performance Indicators	Linkages to SDG Targets*	Planned Targets and Indicative Budget (Ksh. M)										Total Budget (Ksh. M)*	
				Year 1 Target	Year 1 Cost	Year 2 Target	Year 2 Cost	Year 3 Target	Year 3 Cost	Year 4 Target	Year 4 Cost	Year 5 Target	Year 5 Cost		
<b>Machakos Filming Workshops</b>	workshops held	workshops held													
<b>SP 2:17.20 Filming and Editing Equipment</b>	Visual content produced	Percentage of visual content produced	11.4	40%	5	50%	0.25	75%	0.25	85%	0.25	100%	0.25	6	
<b>SP 2:17.21 filming and audio studio</b>	Visual/studios built	No. of visual/studios built	11.4	1	20	2	40	2	40	2	40	2	40	180	
<b>SP 2:17.22 Cultural industries' infrastructure</b>	Amphitheatres renovated	No. of amphitheatres renovated	9a	1	60	0	00	1	60	0	0	1	60	180	
	Curio sheds rehabilitated	No. of curio sheds rehabilitated	9a	3	15	3	15	3	15	3	15	3	15	75	
	Curio parks constructed	No. of Curio parks constructed	11.7 1.4 8.	0	0	2	200	0	0	0	0	0	0	200	
	curio outlets constructed	Number of curio outlets constructed		0	0	1	5	1	5	1	5	1	5	20	
<b>County Image Sub Sector</b>															
<b>Programme 2:18 Highway Landscaping and bush clearing</b>															
<b>Objective: To create aesthetic highways</b>															
<b>Outcome: clear and safe highways</b>															
<b>SP 2:18.1 Pesa Mfukoni Youth program</b>	Youth employed	No. of Youth employed	SDG 1	500	8	500	8	500	8	500	8	500	8	40	
<b>SP 2:18.2 Landscaping at border entry points and along highways</b>	Green spaces created and maintained	No. of green spaces created and maintained	11.7.2	2	4	2	4	2	4	2	4	2	4	20	
<b>SP 2:18.3 Branding and signage</b>	Road signs put up	Number of road signs put up	11.2	10	4	10	4	10	4	10	4	10	4	20	
<b>Liquor Sub-Sector</b>															
<b>Programme 2:19 Liquor Administrative and Support Service Delivery</b>															
<b>Objective: To increase efficiency and effectiveness in service delivery</b>															
<b>Outcome: Increased efficiency and effectiveness in service delivery</b>															

Sub Programme	Key Output	Key Performance Indicators	Linkages to SDG Targets*	Planned Targets and Indicative Budget (Ksh. M)										Total Budget (Ksh. M)*
				Year 1 Target	Year 1 Cost	Year 2 Target	Year 2 Cost	Year 3 Target	Year 3 Cost	Year 4 Target	Year 4 Cost	Year 5 Target	Year 5 Cost	
SP 2:19.1 General administrative and planning	Customer satisfaction	Customer satisfaction rate	10.3	5000	1	5000	1	5000	1	5000	1	5000	1	5
	Motor vehicles procured	Number of motor vehicles procured	12.7	0	0	1	8	0	0	1	8	0	0	16
<b>Programme 2:20 Liquor Capacity Development</b>														
<b>Objective: To promote professionalism and efficiency in service delivery</b>														
<b>Outcome: Increased efficiency in service delivery</b>														
SP 2:20.1 Capacity building for liquor staff and stakeholders	Tourism stakeholder forums organized	Number of tourism stakeholder forums organized	4.4	2	2	2	2	2	2	2	2	2	2	10
			17.16											
<b>Programme 2:21 Liquor Licensing and Control</b>														
<b>Objective: To promote responsible production and selling of alcoholic drinks.</b>														
<b>Outcome: Increased responsible production, consumption and selling of alcoholic drinks.</b>														
SP 2:21.1 Liquor Licensing and Control	Compliance checks conducted	Number of compliance checks conducted	3	40	3	40	3	40	3	40	3	40	3	15
<b>Programme 2:22 Alcohol And Drug Abuse</b>														
<b>Objective: To promote responsible drinking for a healthy population.</b>														
<b>Outcome: Enhanced product diversification and industrialization</b>														
SP 2:22.1 Alcohol and Drug Abuse	alcohol and drug abuse sensitization campaigns held	Number of alcohol and drug abuse sensitization campaigns held	3	1	5	1	5	1	5	1	5	1	5	25
	Alcohol and drug abuse Rehabilitation centers Constructed	No. of people rehabilitated		-	-	1	50	-	-	1	50	-	-	100



#### 4.2.1.3: Education, Youth and Social welfare sector

Table 17: Education, Youth and Social welfare sector

Sub - Programme	Key Output	Key Performance Indicators	Linkages to SDG	Planned Targets and Indicative Budget (KSh. M)										Total Budget (KSh. M)
				Year 1		Year 2		Year 3		Year 4		Year 5		
				Targ et	Cost	Targe t	Cost	Tar get	Cost	Targe t	Cost	Targ et	Cost	
<b>Programme 3.1: General Administration, Planning and Support Services</b>														
<b>Objective: To increase efficiency and effectiveness in service delivery</b>														
<b>Outcome: Increased efficiency and effectiveness in service delivery</b>														
<b>SP 3.1.1: General Administration Planning and Support Services</b>	Staff compensated	% of staff compensated	8.2, 8.3	100%	385	100%	401	100%	417	100%	434	100%	451	2,088
	Communication Services, items, equipment, bills and office Stationery procured	% of Communication Services, items, equipment, bills and office Stationery procured	8.5	100%	10	100%	10	100%	10	100%	10	100%	10	50
	Staff employed	No. of staff employed	8.2, 8.3	50	20	50	20	50	20	50	20	50	20	100
	Staff trained and sensitized	No. of staff trained and sensitized	8.2, 8.3	10	5	10	5	10	5	10	5	10	5	25
<b>SP 3.1.2: Fleet Management</b>	Motor vehicles procured and acquired	No. of Motor vehicles procured and acquired	8.5	-	-	2	10	2	10	1	5	-	-	25
	Fuel procured and vehicles maintained	% of fuel procured and vehicles maintained	8.5	100%	10	100%	10	100%	10	100%	10	100%	10	50
<b>Education Sub-sector – ECDE Unit</b>														

Sub - Programme	Key Output	Key Performance Indicators	Linkages to SDG	Planned Targets and Indicative Budget (KSh. M)										Total Budget (KSh. M)
				Year 1		Year 2		Year 3		Year 4		Year 5		
				Targ et	Cost	Targe t	Cost	Tar get	Cost	Targe t	Cost	Targ et	Cost	
<b>Programme 3.2: Early Childhood Development</b>														
<b>Objective: To Improve Early Childhood Development Education and Provide Quality Nurturing, Care and Comfort to the Children</b>														
<b>Outcome: Improved Quality Education, Learning and Welfare of children in ECDE Centers</b>														
<b>SP 3.2.1: Infrastructure Development</b>	Perimeter wall constructed at Education office headquarters	Completion rate of perimeter wall at education office headquarters in (%)	8.5	-	-	100%	2.5	-	-	-	-	-	-	2.5
	ECDE centres established/disability friendly centers established and equipped	No. of ECDE centres established /disability friendly centers established and equipped	1.1,1.2 ,4.2,4.5, 4.7	10	14	20	28	20	28	20	28	10	14	112
	ECDE centres renovated	No. of ECDE centres renovated	1.1,1.2 ,4.2,4.5, 4.7	10	5	10	5	10	5	10	5	10	5	25
	Established Model ECDE Center	No. of established model ECDE centres	4.3 4.4 4.5 4.7	1	20	-	-	-	-	-	-	-	-	20
<b>SP 3.2.2: ECDE Capitation</b>	Capitation disbursed	No. of Beneficiaries of the capitation	1.1,1.2 ,4.2,4.5, 4.7	50,000	15	55,000	15	60,000	15	65,000	15	70,000	15	75
<b>SP 3.2.3: Teaching and Learning Management</b>	ECDE centers supplied with teaching and learning/psycho motor materials	No. of ECDE centers supplied with teaching and learning/psycho motor materials	1.1,1.2 ,4.2,4.5, 4.7	1,181	32	1,201	32	1,221	32	1,241	32	1,261	32	160

Sub - Programme	Key Output	Key Performance Indicators	Linkages to SDG	Planned Targets and Indicative Budget (KSh. M)										Total Budget (KSh. M)
				Year 1		Year 2		Year 3		Year 4		Year 5		
				Target	Cost	Target	Cost	Target	Cost	Target	Cost	Target	Cost	
<b>SP 3.2.4: EIDU Program</b>	Integrated digital learning in ECDE centres	No. of ECDE learners with access to digital learning	1.1,4.2,9.c	36,611	13	36,611	5.5	36,611	5.5	36,611	5.5	36,611	5.5	35
	Teachers and ECDE officer trained	No. of teachers and ECDE officers trained		976	-	1026	1.5	1076	1.5	1126	1.5	1176	1.5	6
	School visits	No. of schools visited		1080	-	1090	5.9	2000	6.0	2010	6.1	2020	6.2	24.2
	Learning devices procured	No. of learning devices procured		1080	-	1090	9.2	2000	9.2	2010	9.2	2020	9.2	36.8
<b>SP 3.2.5: ECDE Advocacy</b>	Sensitization held on policies	No. of policy sensitizations held	1.1,1.2,4.2,4.5, 4.7	2	2	2	2	-	-	-	-	-	-	4
	Policies/bills/acts developed and implemented	No. of policies/bills/acts developed and implemented		-	-	1	1	1	1	-	-	-	-	2
<b>SP 3.2.6: Educational Assessment Research Centers (EARs) Program</b>	Learners with disabilities assessed and placed	No. of learners assessed and placed	1.1,1.2,4.2,4.5, 4.7	100%	2	100%	2	100%	2	100%	2	100%	2	10
<b>SP 3.2.7: Feeding Program</b>	ECDE learners under feeding program	No. of ECDE learners under feeding program	1.1,1.2,4.2,4.5, 4.7	37,000	94	37,200	97	37,400	101	37,600	105	37,800	108	505
<b>SP 3.2.8: Day Care Services</b>	Day care centers created and equipped	No. of day care centers created and equipped	2.1, 2.2	-	-	1	30	1	30	1	30	1	30	120

Sub - Programme	Key Output	Key Performance Indicators	Linkages to SDG	Planned Targets and Indicative Budget (KSh. M)										Total Budget (KSh. M)
				Year 1		Year 2		Year 3		Year 4		Year 5		
				Target	Cost	Target	Cost	Target	Cost	Target	Cost	Target	Cost	
<b>SP 3.2.9: Quality Assurance and Standards</b>	Monitoring and evaluation reports on quality assurance and standards done	No. of monitoring and evaluation reports on quality assurance and standards done	16.5 16.6 16.7	4	5	4	5	4	5	4	5	4	5	25
<b>SP 3.2.10: Extra Curriculum Activities</b>	Sports competitions held	No. of sports competitions held	1.1,1.2 ,4.2.4. 5, 4.7	9	10	9	10	9	10	9	10	9	10	50
	Children with special needs supported	No. of children with special needs supported	1.1,1.2 ,4.2.4. 5, 4.7	200	1	200	1	200	1	200	1	200	1	5
<b>Programme 3.3: Basic Education</b>														
<b>Objective: To improve academic standards</b>														
<b>Outcome: Improved academic standards</b>														
<b>SP 3.3.1: Bursary Fund</b>	Bursaries disbursed	No. of learners benefited	1.1,1.2 ,4.2.4. 5, 4.7	20,000	240	20,000	240	20,000	240	20,000	240	20,000	240	1200
<b>SP 3.3.2: Library Services</b>	Libraries established and equipped	No. of libraries established and equipped	1.1,1.2 ,4.2.4. 5, 4.7	1	30	2	60	2	60	2	60	2	60	270
<b>SP 3.3.3: County Education Day</b>	County prize giving day	No. of county prize giving day	1.1,1.2 ,4.2.4. 5, 4.7	1	5	1	5	1	5	1	5	1	5	25
<b>SP 3.3.3: Dignity Kits</b>	Learners benefited from dignity kits - include diapers for PWDs	No. of learners benefited from dignity kits	1.1,1.2 ,4.2.4. 5, 4.7	3,000	3.7	3,000	3.7	3,000	3.7	3,000	3.7	3,000	3.7	19
<b>Education Sub-sector - Vocational &amp; Skills Training Unit</b>														
<b>Programme 3.4 Technical and Vocational Training</b>														
<b>Objective: To provide relevant technical skills, sensitize, identify and nurture talents among the youth</b>														

Sub - Programme	Key Output	Key Performance Indicators	Linkages to SDG	Planned Targets and Indicative Budget (KSh. M)										Total Budget (KSh. M)
				Year 1		Year 2		Year 3		Year 4		Year 5		
				Target	Cost	Target	Cost	Target	Cost	Target	Cost	Target	Cost	
<b>Outcome: Enhanced relevant technical skills among the youth</b>														
<b>SP 3.4.1: Infrastructure Development</b>	Constructed VTC headquarters office	No. of offices constructed	4.3 4.4 4.5 4.7	1	15	-	-	-	-	-	-	-	-	15
	Established twin workshops and dormitories	No. of established twin workshops and dormitories	1.1 1.2 4.1 4.3 4.4 4.5 4.7	3	21	3	21	3	21	3	21	3	21	105
	Established Model VTC Center	No. of established model VTC centres	4.3 4.4 4.5 4.7	1	150	1	150	1	200	-	-	-	-	500
<b>SP 3.4.4: VTC Capitation</b>	VTC learners benefiting from capitation	No. of VTC learners benefiting from capitation	4.3 4.4 4.5 4.7	10,000	62	10,000	62	10,000	62	10,000	62	10,000	62	310
<b>SP 3.4.5: Competency Based Education &amp; Training (CBET) Program</b>	CBET program implemented in VTC centres	No. of VTC centres implementing CBET Program	4.3 4.4 4.5 4.7	43	10	43	10	43	10	43	10	43	10	50
<b>SP 3.4.6: VTC Advocacy</b>	Policies completed and implemented	No. of policies developed and implemented	4.3, 4.4, 4.5, 4.7	1	2	1	2	-	-	-	-	-	-	4
<b>SP 3.4.7: Capacity Building on Vocational Training</b>	Forums conducted	No. of forums conducted	4.3, 4.4, 4.5, 4.7	1	5	-	-	1	5	-	-	-	-	10
<b>SP 3.4.8: Youth</b>	Established Youth	No. of established youth service	4.4.	2	50	-	-	-	-	-	-	-	-	50

Sub - Programme	Key Output	Key Performance Indicators	Linkages to SDG	Planned Targets and Indicative Budget (KSh. M)										Total Budget (KSh. M)
				Year 1		Year 2		Year 3		Year 4		Year 5		
				Target	Cost	Target	Cost	Target	Cost	Target	Cost	Target	Cost	
Service Program	service centres	centres	4.5 4.7											
	Youth empowered	No. of youth empowered		-	-	4,000	40	4,000	40	4,000	40	4,000	40	160
<b>SP 3.4.9: Tertiary Education Transition</b>	Youth sensitized on tertiary education	No. of youth sensitized on tertiary education	4.3, 4.4, 4.5, 4.7	100,000	5	100,000	5	100,000	5	100,000	5	100,000	5	25
<b>Youth Empowerment &amp; Sports Sub-sector</b>														
<b>Programme 3.5: General Administration, Planning and Support Services</b>														
<b>Objective: To increase efficiency and effectiveness in service delivery</b>														
<b>Outcome: Increased efficiency and effectiveness in service delivery</b>														
<b>SP 3.5.1 General Administration Planning and support services</b>	Staff compensated	% of staff compensated	8.2, 8.3 & 8.5	100%	1.7	100%	1.73	100%	1.8	100%	1.9	100%	1.9	9
	Communication Services, items, equipment, bills and office stationery procured	% of Communication Services, items, equipment, bills and office Stationery	8.5	100%	10	100%	10	100%	10	100%	10	100%	6.5	47
		%. of Maintained ICT equipment	8.5	100%	2	100%	2	100%	2	100%	2	100%	2	8
<b>SP 3.5.2: Fleet Management</b>	Motor vehicles procured and acquired	No. of Motor vehicles procured and acquired	8.5	2	15	3	15	2	10	2	10			50
	Fuel procured and vehicles maintained	% of fuel procured and vehicles maintained	8.5	100%	5	100%	5	100%	5	100%	5	100%	5	25
<b>SP 3.5.3:</b>	Staff employed	No. of staff	8.2,	40	16	50	20	50	20	50	20	50	20	16

Sub - Programme	Key Output	Key Performance Indicators	Linkages to SDG	Planned Targets and Indicative Budget (KSh. M)										Total Budget (KSh. M)
				Year 1		Year 2		Year 3		Year 4		Year 5		
				Target	Cost	Target	Cost	Target	Cost	Target	Cost	Target	Cost	
<b>Staffing and Promotion</b>		employed	8.3											
<b>SP 3.5.4: Staff Training, Capacity Building and Sensitization</b>	Staff trained and sensitized	No. of staff trained and sensitized	8.2, 8.3	50	5	50	5	50	5	50	5	50	5	25
<b>Programme 3.6: Youth Empowerment</b>														
<b>Objective: To empower the youth to be innovative and entrepreneurial</b>														
<b>Outcome: Empowered youth</b>														
<b>SP 3.6.1: Youth Innovation and Talent Centers</b>	Established Youth innovation and talent centers	No of established Youth innovation and talent centers	1,8.3,9.1,9.a	2	30	2	30	2	30	2	30	2	30	150
<b>SP 3.6.2 Machakos Youth Service</b>	Youth trained	No. of youth trained	4,6,8.b,8.5,8.6,8.61	200	10	400	10	800	10	1600	10	1600	10	50
<b>SP 3.6.3 Youth Entrepreneurship Trainings</b>	Entrepreneurship trainings conducted	No. of entrepreneurship trainings conducted	1,8.6,8.61,8.3	18	5	18	5	18	5	18	5	18	5	25
<b>S.P 3.6.4: Youth Friendly Drop-in Health Centers (mental health)</b>	Drop-in centers established	No. of drop-in centers established	5.2,5.6,3.5,3.3,3.7,3.5	5	10	10	20	10	20	10	20	5	10	80
<b>SP 3.6.5: Machakos Youth Fund</b>	Youth-led businesses/ startups funded	No. of youth-led businesses/ startups funded	1, 8.5,8.6	100	50	150	50	200	50	250	50	300	50	250
<b>SP 3.6.6: Youth Mentorship Program</b>	Youth interns/volunteers engaged	No. of youth interns/volunteers engaged	4.b, 8.5,8.6	340	10	340	10	340	10	340	10	340	10	50

Sub - Programme	Key Output	Key Performance Indicators	Linkages to SDG	Planned Targets and Indicative Budget (KSh. M)										Total Budget (KSh. M)
				Year 1		Year 2		Year 3		Year 4		Year 5		
				Target	Cost	Target	Cost	Target	Cost	Target	Cost	Target	Cost	
<b>SP 3.6.7: Online Youth Engagement</b>	Youth social platforms	No. of youth social platforms	4.6,8.b	5	1	5	1	5	1	5	1	5	1	5
	Online webinar forums held	No. of online webinar forums held	4.6, 8.b	24	2	24	2	24	2	24	2	24	2	10
<b>SP 3.6.8: Youth Capacity Building and Sensitization</b>	Youth empowered and sensitized	No. of youth forums held	17.18, 8.b,10. 2,8.3	40	8	40	8	40	8	40	8	40	8	40
	Youth sensitized against drug abuse and HIV/AIDS	No. of youth meetings held on sensitization against drug abuse and HIV/AIDS		40	8	40	8	40	8	40	8	40	8	40
<b>SP 3.6.9: Annual Youth Conference</b>	Conference held	No. of youth conferences held	17.18, 8.b,10. 2,8.3	1	8	1	8	1	8	1	8	1	8	40
<b>SP 3.6.10: Youth Council</b>	Youth matters well-handled and represented	No. of functioning youth council	4.6,8.b ,8.5,8. 6,8.61	1	3	1	3	1	3	1	3	1	3	15
<b>SP 3.6.11: Youth Policy and Legislation</b>	Youth Policy & bills documents developed	No. of Youth Policy & bills documents	17.4 8.3	1	2	1	2	-	-	-	-	-	-	4
<b>Programme 3.7: Sports Development</b>														
<b>Objective: To promote sports development</b>														
<b>Outcome: Nurtured sport talents</b>														
<b>SP 3.7.1: Sport Policy and Legislation</b>	Sports Policy & bills documents	No. of Sports Policy & bills documents	17.48. 3	1	2	1	2	-	-	-	-	-	-	4
<b>SP 3.7.2: Sports Development &amp;</b>	Teams benefited from Sports Equipment & kits	No. of Teams benefited from Sports		200	10	200	20	200	20	200	20	200	20	90



Sub - Programme	Key Output	Key Performance Indicators	Linkages to SDG	Planned Targets and Indicative Budget (KSh. M)										Total Budget (KSh. M)
				Year 1		Year 2		Year 3		Year 4		Year 5		
				Target	Cost	Target	Cost	Target	Cost	Target	Cost	Target	Cost	
<b>Promotion</b>	Program (including PWDs)	Equipment & kits Program (including PWDs)												
	Mentorship Programme conducted	No. Mentorship Programme conducted	17.8	40	10	40	10	40	10	40	10	40	10	50
	Machakos Great Run Event Conducted	No. of Machakos Great Run event Conducted	1.3	1	8	1	8	1	8	1	8	1	8	40
	Machakos County Sports Championships Leagues held	No. of Machakos County Sports Championships Leagues held	4.7	1	40	1	40	1	40	1	40	1	40	200
	Sports Wall of Fame covered	No. of Sports Wall of Fame covered	11.3	4	10	-	-	-	-	-	-	-	-	10
	County KICOSCA event attended	No. of County KICOSCA events attended	4.7	1	15	1	15	1	15	1	15	1	15	60
<b>SP 3.7.3: Sports Fund</b>	Funds for sports club disbursed	Amount of Funds for sports club disbursed	11.3	100	20	100	20	100	20	100	20	100	20	100
<b>SP 3.7.4: Machakos Sporting Manufacturing Plant</b>	Finished county products for sell	Finished manufacturing company		1	400	-	-	-	-	-	-	-	-	400
<b>SP 3.7.5: Sports Documentary &amp; Marketing</b>	Sports Documented and marketed	No. of documentaries and marketing done	11.4	1	3	1	3	1	3	1	3	1	3	15

Sub - Programme	Key Output	Key Performance Indicators	Linkages to SDG	Planned Targets and Indicative Budget (KSh. M)										Total Budget (KSh. M)
				Year 1		Year 2		Year 3		Year 4		Year 5		
				Target	Cost	Target	Cost	Target	Cost	Target	Cost	Target	Cost	
<b>Programme 3.8: Sports Infrastructure Development</b>														
<b>Objective: To provide adequate sports facilities</b>														
<b>Outcome: Diversified sports activities</b>														
<b>SP 3.8.1: Stadia &amp; Sports Complex</b>	Stadia constructed and well equipped	No. of stadia constructed and well equipped	9.1	1	250	2	500	2	500	1	250	1	250	1,750
<b>SP 3.8.2: Community Play Grounds</b>	Play grounds upgraded	No. of play grounds upgraded	3d	10	10	10	10	10	10	10	10	10	10	50
<b>SP 3.8.3: General Maintenance of Sports Facilities</b>	Sports facilities maintained	Percentage of sports facilities maintained	9a, 9.1	100%	10	100%	10	100	10	100%	10	100%	10	50
<b>SP 3.8.4: Green Energy (Solar Installation) in all Stadia</b>	All stadia using safe, cheap green energy.	No. of stadia installed with green energy	7,9a,9.1	2	10	3	15	2	10	2	10	1	5	50
<b>Gender and Social Welfare Sub-sector</b>														
<b>Programme 3.9: General Administration, Planning and Support Services</b>														
<b>Objective: To increase efficiency and effectiveness in service delivery</b>														
<b>Outcome: Increased efficiency and effectiveness in service delivery</b>														
<b>SP 3.9.1: General Administration Planning and Support Services</b>	Staff compensated	% Staff compensated	8.2, 8.3 & 8.5	100%	6.5	100%	27	100%	27.5	100%	28	100%	28.5	118
	Communication Services, items, equipment, bills and office Stationery	% of Communication Services, items, equipment, bills and office Stationery Procured, paid	8.5	100%	5	100%	5	100%	5	100%	5	100%	5	25

Sub - Programme	Key Output	Key Performance Indicators	Linkages to SDG	Planned Targets and Indicative Budget (KSh. M)										Total Budget (KSh. M)
				Year 1		Year 2		Year 3		Year 4		Year 5		
				Target	Cost	Target	Cost	Target	Cost	Target	Cost	Target	Cost	
		and/or acquired												
		% of Maintained ICT equipment	8.5	100%	3	100%	3	100%	3	100%	3	100%	3	15
	Fleet management	No. of Motor vehicles procured and acquired	8.5	-	-	2	15	2	15	1	7.5	-	-	38
		% of Fleet Management - Fuel and maintenance of vehicles	8.5	100%	10	100%	10	100%	10	100%	10	100%	10	50
<b>SP 3.9.2: Staffing and Promotion</b>	Staff employed	No. of staff employed	8.2, 8.3	100	20	-	-	-	-	-	-	-	-	20
<b>SP 3.9.3: Staff Training, Capacity Building and Sensitization</b>	Staff trained and sensitized	No. of staff trained and sensitized	8.2 & 8.3	100	20	100	20	100	20	100	20	100	20	100
<b>Programme 3.10: Gender and Socio-economic Development</b>														
<b>Objective: To improve the socio-economic livelihoods of the community and mainstream disability and gender</b>														
<b>Outcome: Improved socio-economic livelihoods of the community and mainstream disability and gender</b>														
<b>SP 3.10.1: Capacity Building and Civic Empowerment</b>	Trained special groups' leaders	No. of trainings for special groups' leaders	1,3,3.7,5.5,10.2,17.17,17.18	40	10	40	10	40	10	40	10	40	10	50
<b>SP 3.10.2: Revolving Fund</b>	Women self-help group beneficiaries	No. of women self-help group beneficiaries	1,3,3.7,5.5,10.2,17.17,17.18	500	40	500	40	500	40	500	40	500	40	200
	Widows and	No. of widows	7,17.18	300	30	300	30	300	30	300	30	300	30	150

Sub - Programme	Key Output	Key Performance Indicators	Linkages to SDG	Planned Targets and Indicative Budget (KSh. M)										Total Budget (KSh. M)	
				Year 1		Year 2		Year 3		Year 4		Year 5			
				Target	Cost	Target	Cost	Target	Cost	Target	Cost	Target	Cost		
	widowers' self-help group beneficiaries	and widowers' self-help group beneficiaries	8												
	PWDs self-help group beneficiaries	No. of PWDs self-help group beneficiaries		200	20	200	20	200	20	200	20	200	20	100	
	Policies, regulations and guidelines developed	No. of Policies, regulations and guidelines developed	1.3,3.7,5.5,10.2,17.17,17.18	1	10	1	10	-	-	-	-	-	-	20	
<b>SP 3.10.3: Care and Protection of Persons with Disabilities</b>	PWDs visited, enlightened, registered and supported with assistive devices	No. of PWDs visited, enlightened, registered and supported with assistive devices	1.3,3.7,5.5,8.3,9.10.2,17.18	1,000	8	1,000	8	1,000	8	1,000	8	1,000	8	40	
	Groups of Persons with disability trained	No. of groups of persons with disability trained	1.3,3.7,5.5,8.3,9.5,10.2,17.18	5	2.5	5	2.5	5	2.5	5	2.5	5	2.5	7.5	
	Established, Equipped and Operationalized of Machakos Disability Board	No. of established, equipped and operationalized Machakos Disability Board	5.5,8.5,9.1,9.a,17.17	1	15	-	-	-	-	-	-	-	-	15	
	Meetings held for the Disability board	No. of meetings held for the Disability board	5.5,8.5,9.1,9.a,	4	8	4	8	4	8	4	8	4	8	40	

Sub - Programme	Key Output	Key Performance Indicators	Linkages to SDG	Planned Targets and Indicative Budget (KSh. M)										Total Budget (KSh. M)
				Year 1		Year 2		Year 3		Year 4		Year 5		
				Target	Cost	Target	Cost	Target	Cost	Target	Cost	Target	Cost	
			17.17											
	Established, Equipped and Operationalized Independent living and empowerment centre for PWDs	No. of established, equipped and operationalized independent living and empowerment centre for PWDs	1.3,3.7,5.5,8.3,8.5,9.5,10.2,17.18	1	100	-	-	-	-	-	-	-	-	100
	Policies, regulations and guidelines for the PWDs developed	No. of Policies, regulations and guidelines for the PWDs developed	1.3,3.7,5.5,8.3,8.5,9.5,10.2,17.18	1	10	1	10	-	-	-	-	-	-	20
<b>SP 3.10.4: Care and Protection for Elderly Persons</b>	Elderly persons supported	No. of elderly persons supported	1.3,3.7,5.5,8.3,8.5,9.5,10.2,17.18	1,000	40	1,000	40	1,000	40	1,000	40	1,000	40	200
	Established homes for the elderly persons	No. of established homes for the elderly persons		1	100	-	-	-	-	-	-	1	100	200
	Policies, Regulations and Guidelines for the elderly persons developed	No. of Policies, Regulations and Guidelines for the elderly persons developed		1	5	1	5	-	-	-	-	-	-	10
<b>SP 3.10.5: Care and Protection of Orphans and Vulnerable Children (OVCs)</b>	County supported registered children's homes and rescue centers	No. of County supported registered children's homes and rescue centers	1.3,3.7,5.5,8.3,8.5,9.5,10.2,17.18	35	7	35	7	35	7	35	7	35	7	35
	County Special Institutionssupported	No. of County Special institutions		5	5	5	5	5	5	5	5	5	5	25

Sub - Programme	Key Output	Key Performance Indicators	Linkages to SDG	Planned Targets and Indicative Budget (KSh. M)										Total Budget (KSh. M)
				Year 1		Year 2		Year 3		Year 4		Year 5		
				Target	Cost	Target	Cost	Target	Cost	Target	Cost	Target	Cost	
		supported												
	Vulnerable children and youths reached	No. of vulnerable children and youths reached		1,000	15	1,000	15	1,000	15	1,000	15	1,000	15	75
	Children's Rescue Centers constructed, equipped and operationalized	No. of Machakos County Children's Rescue Centers constructed, equipped and operationalized		1	100	1	100	-	-	-	-	-	-	200
	Youth/child rehabilitation centers	No. of Youth/child rehabilitation centers		1	1	0	1	0	1	0	1	0	1	5
	Street children integrated back to their families	No. of street children integrated back to their families	1.3,3.7,5.5,8.3,8.5,9.5	200	2	200	2	200	2	200	2	200	2	10
	Policies, Regulations and Guidelines developed	No. of Policies, regulations and guidelines developed	,10.2,17.18	1	5	1	5	-	-	-	-	-	-	10
<b>SP 3.10.6: Prevention and Responses to Gender Based Violence (GBV), Ex-offenders and Mental Health</b>	Sensitization and awareness creation sessions conducted	No. of sensitization and awareness creation sessions conducted	1.3,3.7,5.5,8.3,8.5,9.5,10.2,17.18	20	5	20	5	20	5	20	5	20	5	25
<b>SP 3.10.7: Capacity</b>	Gender mainstreaming	No. of gender mainstreaming		20	5	20	5	20	5	20	5	20	5	25

Sub - Programme	Key Output	Key Performance Indicators	Linkages to SDG	Planned Targets and Indicative Budget (KSh. M)										Total Budget (KSh. M)
				Year 1		Year 2		Year 3		Year 4		Year 5		
				Target	Cost	Target	Cost	Target	Cost	Target	Cost	Target	Cost	
<b>Building on Gender Mainstreaming Sensitization Forums</b>	sensitization and awareness creation sessions conducted	sensitization and awareness creation sessions conducted												
	Sub-county and Ward GBV Technical Working Groups formed	No. of Sub-county and Ward GBV Technical Working Groups formed		40	5	40	5	40	5	40	5	40	5	25
<b>SP 3.10.8: GBV Rescue Centers</b>	Constructed, equipped and operationalized GBV rescue centers	No. of constructed, equipped and operationalized GBV rescue Centers	1.3,3.7,5.2,5.5,8.3,8.5,9.1,9.5,10.2,17.17,17.18	1	100	-	-	-	-	1	100	0	-	200
	GBV Policies, regulations and guidelines Developed	No. of GBV Policies, regulations and guidelines developed		1	5	1	5	-	-	-	-	-	-	10

#### 4.2.1.4: Energy, Infrastructure and ICT Sector Programmes

Table 17: Energy, Infrastructure and ICT Sector Programmes

Sub Programme	Key Output	Key Performance Indicators	Linkages to SDG Targets*	Planned Targets and Indicative Budget (Ksh. M)										Total Budget (Ksh. M)*
				Year 1		Year 2		Year 3		Year 4		Year 5		
				Target	Cost	Target	Cost	Target	Cost	Target	Cost	Target	Cost	
<b>Energy Sub Sector</b>														
<b>Programme 4.1: General Administration and Support Services</b>														
<b>Objective: To enhance efficiency and effectiveness in service delivery</b>														
<b>Outcome: Efficiency and effectiveness in service delivery</b>														
<b>SP 4.1.1 General Administration</b>	Staff compensation	% of Staff compensated	8.3	100%	196	100%	197	100%	197	100%	198	100%	199	987
	Street lighting equipment's acquired	No. of street lighting equipment's acquired	8.3	3	40	1	10	1	10	1	10	1	10	70
	Vehicles acquired	No. of vehicle acquired	8.3	3	20	1	7	1	7	1	7	1	7	48
<b>SP 4.1.2 Training &amp; Development</b>	Trained staff	No. of trained staff	8.3	10	7	10	2	10	12	10	2	10	12	10
<b>SP 4.1.3 Policy Development</b>	Developed policies	No. of developed policies	8.3	2	10	1	5	1	5	1	5	1	5	25
<b>Programme 4.2: Promotion of Renewable Energy</b>														
<b>Objective: To promote use of renewable and zero- emissions energy sources</b>														
<b>Outcome: Diversified Energy supply and mitigated climate change</b>														



Sub Programme	Key Output	Key Performance Indicators	Li nkages to SDG Targets*	Planned Targets and Indicative Budget (Ksh. M)										Total Budget (Ksh. M)*
				Year 1		Year 2		Year 3		Year 4		Year 5		
				Target	Cost	Target	Cost	Target	Cost	Target	Cost	Target	Cost	
<b>SP 4.2.1 Renewable energy Promotion</b>	HH having access to clean energy	% of HH having access to clean energy.	7.1	7.6	20	2.2%	20	36.8%	10	41.4%	10	46%	10	70
	Reduction of county power utility bills	% reduction of utility bills	13.2	20%	100	20%	100	20%	50	20%	50	20%	50	350
	County facilities energized with solar power	No. of facilities energized with solar power	7.1	44	75	-	-	-	-	-	-	-	-	75
	Road KMs street lights rehabilitated using solar power and concrete posts	No. of road KMs street lights rehabilitated using solar power and concrete posts	7.1	20	25	20	50	20	20	20	20	20	20	135
	Floodlights rehabilitated using solar power, and concrete posts	No. of floodlights rehabilitated using solar power, and concrete posts	7.1	50	25	50	25	50	15	50	15	50	15	95
<b>Programme 4.3: Street lighting and Market Floodlights</b>														

Sub Programme	Key Output	Key Performance Indicators	Linkages to SDG Targets*	Planned Targets and Indicative Budget (Ksh. M)										Total Budget (Ksh. M)*
				Year 1		Year 2		Year 3		Year 4		Year 5		
				Target	Cost	Target	Cost	Target	Cost	Target	Cost	Target	Cost	
<b>Objective:</b>														
<b>To stimulate economic growth driven by increased productivity</b>														
<b>Outcome: Extended hours of doing business and enhanced security</b>														
<b>SP 4.3.1 Street lighting and Market Floodlights Management</b>	Markets installed with mulika mwizi	No. of Markets installed with mulika mwizi	7.1	66	50	66	50	66	50	66	50	66	50	250
	Road KMs installed with streetlights	No. of Road KMs installed with streetlights	7.1	25	45	20	45	15	45	15	45	15	45	225
	Floodlights repaired	No. of floodlights repaired	7.1	907	5	907	5	907	5	907	5	907	5	25
	Street lights repaired.	No. Street lights repaired.	7.1	2747	5	2747	5	2747	5	2747	5	2747	5	25
<b>Programme 4.4: County Rural electrification</b>														
<b>Objective: Ensuring universal access to affordable electricity</b>														
<b>Outcome: Increased electricity connectivity</b>														
<b>S.P 4.4.1 Rural Electrification</b>	Increased connectivity per household	% of increased connectivity per household	7.1	5%	30	5	57	5	74	5	70	5	65	296
	Mini grid Constructed	No. of mini grids constructed	7.1	1	1,000	-	-	-	-	-	-	-	-	1,000
	Small hydro constructe	No. of Small hydro	7.1	1	1,000	-	-	-	-	-	-	-	-	1,000

Sub Programme	Key Output	Key Performance Indicators	Li nkages to SDG Targets*	Planned Targets and Indicative Budget (Ksh. M)										Total Budget (Ksh. M)*
				Year 1		Year 2		Year 3		Year 4		Year 5		
				Target	Cost	Target	Cost	Target	Cost	Target	Cost	Target	Cost	Cost
	d	constructe d												
<b>Roads and Transport Sub Sector</b>														
<b>Programme 4.5: General Administration and Support Services</b>														
<b>Objective: To enhance efficiency and effectiveness in service delivery</b>														
<b>Outcome: Efficiency and effectiveness in service delivery</b>														
<b>SP 4.5.1</b>	Staff compensat ed	% of Staff compensat ed	8.3	100	174	100	180	100	186	100	192	100	198	930
<b>General Administr ation</b>	Policies formulate d & adopted	No. of policies formulate d & adopted	8.3	1	3	1	3	1	3	-	-	-	-	9
<b>SP 4.5.2</b>	Trained and capacity build staff	% of trained capacity build staff	8.3	100 %	2	100 %	2	100%	2	100%	2	100%	2	10
<b>Training &amp; Developme nt</b>														
<b>SP 4.5.3</b>	Machinery , Plant & vehicles procure d & maintaine d	% of machinery , Plant & vehicles procure d & maintained	8.3	85 %	58	-	-	-	-	-	-	-	-	58
<b>County Fleet Managemen t</b>														
<b>Programme 4.6: Road Network Development and Maintenance</b>														
<b>Objective: To develop and manage an effective, efficient and secure road network</b>														
<b>Outcome: Improved accessibility across the County</b>														
<b>SP 4.6.1</b>	Roads tarmacked	Kilometers of road tarmacked	9.1	5	150	5	150	5	150	5	150	5	150	750
<b>Road Network Developme nt and Maintenanc e</b>			11.2											
	Road network graded	Kilometer s of road network graded	9.1	300 0	10	3000	10	3000	10	3000	10	3000	10	50
			11.2											

Sub Programme	Key Output	Key Performance Indicators	Linkages to SDG Targets*	Planned Targets and Indicative Budget (Ksh. M)										Total Budget (Ksh. M)*
				Year 1 Target	Year 1 Cost	Year 2 Target	Year 2 Cost	Year 3 Target	Year 3 Cost	Year 4 Target	Year 4 Cost	Year 5 Target	Year 5 Cost	
	Road network graveled	Kilometers of road network graveled	9.1 11.2	100	70	100	70	100	70	100	70	100	70	350
	Drifts constructed	Meters of drifts constructed	9.1 11.2	1000	28	600	35	600	35	600	35	600	35	168
	Culverts installed	Meters of culverts installed	9.1 11.2	1500	10	2500	30	2500	30	2500	30	2500	30	130
	Gabions installed	No. of gabions installed	9.1 11.2	1000	9	1500	21	1500	21	1500	21	1500	21	93
<b>Public Works Sub Sector</b>														
<b>Programme 4.7: General Administration and Support Services</b>														
<b>Objective: To enhance efficiency and effectiveness in service delivery</b>														
<b>Outcome: Efficiency and effectiveness in service delivery</b>														
<b>S.P 4.7.1 General Administration</b>	Staff compensated	% of Staff compensated	8.3	100%	275	100%	288	100%	302	100%	315	100%	331	1511
	Training conducted	No. of trainings conducted	8.3	2	6	2	6	2	6	2	6	2	6	30
	Policies formulated	No. of policies formulated	8.3	1	2	1	2	1	2	1	2	1	2	10
<b>Programme 4.8: Development and Maintenance</b>														
<b>Objective: To provide decent working and living environment</b>														
<b>Outcome: Improved accessibility across the County</b>														
<b>SP 4.8.1 Development and Maintenance of</b>	Buildings Constructed	No. of Buildings constructed	8.3	4	150	2	75	2	75	2	75	2	75	450
	Buildings maintained	No. of buildings	11.3	5	45	5	25	5	25	5	25	5	25	145

Sub Programme	Key Output	Key Performance Indicators	Linkages to SDG Targets*	Planned Targets and Indicative Budget (Ksh. M)										Total Budget (Ksh. M)*	
				Year 1		Year 2		Year 3		Year 4		Year 5			
				Target	Cost	Target	Cost	Target	Cost	Target	Cost	Target	Cost		
<b>Buildings</b>		maintained	11.1												
	Buildings inspected	% of Buildings inspected	11.3	100%	5	100%	5	100%	5	100%	5	100%	5	25	
	Buildings Constructed in Machakos New Town	No. of Buildings constructed in Machakos New Town	11.3	4	100	4	100	4	100	4	100	4	100	500	
			11.1												
	Machakos New Bus Park constructed	% of Machakos New Bus Park constructed	11.3	100%	40	-	-	-	-	-	-	-	-	40	
			11.1												
	Governors & Deputy Governors official residence constructed	% of Governors & Deputy Governors official residence constructed	11.3	100%	60	-	-	-	-	-	-	-	-	60	
		11.1													
Deputy Governor's Office constructed	% of Deputy Governor's Office constructed	11.3	100%	30	-	-	-	-	-	-	-	-	30		
		11.1													
<b>ICT Sub Sector</b>															
<b>Programme 4.9: General Administration and Support Services</b>															
<b>Objective: To enhance efficiency and effectiveness in service delivery</b>															
<b>Outcome: Efficiency and effectiveness in service delivery</b>															
<b>SP 4.9.1 General Administr</b>	Staff compensated	% of Staff compensated	8.3	100%	36.2	100%	38.2	100%	39.2	100%	41.2	100%	42.2	197	

Sub Programme	Key Output	Key Performance Indicators	Linkages to SDG Targets*	Planned Targets and Indicative Budget (Ksh. M)										Total Budget (Ksh. M)*
				Year 1		Year 2		Year 3		Year 4		Year 5		
				Target	Cost	Target	Cost	Target	Cost	Target	Cost	Target	Cost	
ation	Training conducted	No. of training conducted	9.c	2	4	2	4	2	4	2	4	2	4	20
	Policies Developed	No. of policies developed	8.3	1	5	1	5	-	-	-	-	-	-	10
	ICT Equipment procured (Computers, Laptops, Printers, Copiers, etc.)	% of ICT Equipment procured (Computers, Laptops, Printers, Copiers, etc.)	9.c	100%	9	-	-	-	-	-	-	-	-	9
SP 4.9.2 ICT Support Services	Routine support to departments conducted	% of routine support to departments conducted	9.c	100%	9	100%	1	100%	1	100%	1	100%	1	13
	Routine maintenance of systems/equipment conducted	No. of routine maintenance of systems/equipment conducted	9.c	15	2	15	14.5	15	15.05	15	15.42	15	15.47	62.44
<b>Programme 4.10: County ICT Infrastructure</b>														
<b>Objective: To increase efficiency in service delivery and access services</b>														
<b>Outcome: increased efficiency in service delivery</b>														
SP 4.10.1 ICT infrastructure & Systems Management	Call center constructed with Customer Relation Module	No. of call centers constructed with Customer Relation Module	9.c	1	17.5	-	-	-	-	-	-	-	-	17.5

Sub Programme	Key Output	Key Performance Indicators	Li nkages to SDG Tar gets*	Planned Targets and Indicative Budget (Ksh. M)										Tot al Bud get (Ksh. M)*
				Year 1		Year 2		Year 3		Year 4		Year 5		
				T arget	ost	T arget	ost	T arget	ost	T arget	ost	T arget	ost	
nt	CCTV cameras installed and maintained	No. CCTV cameras installed and maintained	9.c	50	4	50	4	50	4	50	4	50	4	20
	Intercom system established	No. of Intercom system established	9.c	5	2.2	-	-	-	-	-	-	-	-	2.2
	E-government portal established	No. of E-government portals established	9.c	1	5.5	-	-	-	-	-	-	-	-	5.5
	ERP system established	No. of ERP systems established	9.c	1	5.5	-	-	-	-	-	-	-	-	5.5
	County Data Center established	No. of county Data centre established	9.c	1	53.2	-	-	-	-	-	-	-	-	53.2
	Telephone & Internet Connectivity established	% of Telephone & Internet Connectivity established	9.c	100	15.9	100	0.2	100	0.2	100	0.2	100	0.2	16.7
	Sub-counties upgraded with WAN	No. of sub-counties connected to WAN	9.c	7	15	-	-	-	-	-	-	-	-	15
	Free internet infrastructure and masts	No. of Free internet infrastructure and	9.c	40	39	-	-	-	-	-	-	-	-	39

Sub Programme	Key Output		Key Performance Indicators	Linkages to SDG Targets*	Planned Targets and Indicative Budget (Ksh. M)										Total Budget (Ksh. M)*
					Year 1		Year 2		Year 3		Year 4		Year 5		
					Target	Cost	Target	Cost	Target	Cost	Target	Cost	Target	Cost	
	installed in Wards	masts installed in Wards													
	Markets free internet rolled out	No. of markets free internet rolled out	9.c	40	23	40	23	40	23	40	23	40	23	115	
	ICT hubs established	No. of ICT hubs established	9.c	3	3.2	3	3.2	3	3.2	-	-	-	-	9.6	

#### 4.2.1.5 Health Sector Programmes

Table 17: Health Sector Programmes Sector Programmes

SP	Key output	KPI	Linkage to SDG	Planned Targets and Indicative Budget (KSh. M)										Total budget
				Year 1 Target	Year 1 cost	Year 2 Target	Year 2 cost	Year 3 Target	Year 3 cost	Year 4 Target	Year 4 cost	Year 5 Target	Year 5 cost	
<b>Programme 5.1: Administration and planning</b>														
<b>Overall objective: improve the quality of health information</b>														
<b>Overall outcome: Better and Evidence based decisions</b>														
<b>SP 5.1.1 Employee Compensation</b>	Enhanced Service delivery	No. of employees compensated	2580	2585	3402	2585	3538	2585	3679	2585	3826	2585	3979	18424
<b>SP 5.1.2 Health Information</b>	Digitized health information systems in place	No. of digitized health information systems	3.3	30	20	30	20	30	20	30	20	30	20	100



SP	Key output	KPI	Linkage to SDG	Planned Targets and Indicative Budget (KSh. M)										Total budget
				Year 1 Target	Year 1 cost	Year 2 Target	Year 2 cost	Year 3 Target	Year 3 cost	Year 4 Target	Year 4 cost	Year 5 Target	Year 5 cost	
	Stakeholder working group Meetings held	No. of meetings held	3.3	24	0.3	24	0.3	24	0.3	24	0.3	24	0.3	1.5
	County health Information websites developed	No. of health website developed	3.3	0	0	1	0.3	0	0	0	0	0	0	0.3
	Information dissemination	No. of quarterly health Performance reviews held	3.3	40	2	40	2	40	2	40	2	40	2	10
	Adequate data collection registers	No. of health information collection tools	3.3	20000	5	20000	5	20000	5	20000	5	20000	5	25
	Trained Health care workers on data management,	No. of health workers trained on data management	3.3	150	5	150	5	150	5	150	5	150	5	25
	Quarterly supportive supervision	No. of supportive supervision reports and actions thereto.	3.3	4	1.6	4.0	1.6	4.0	1.6	4.0	1.6	4.0	1.6	7.8
	Strategic plans	No. of annual Health Plans	3.3	192	3.4	192	3.4	192	3.4	192	3.4	192	3.4	17
<b>SP5.1.3 Health facilities infrastructure</b>	Improved access to health services	No. of newly constructed health facilities	3.3	5	10	5	10	5	10	5	10	5	10	50
		No. of completed and equipped health facilities	3.3	10	20	10	20	10	20	10	20	10	20	100
<b>5.1.4 Human resource for Health</b>	Meetings with CPSB and other cross cutting sectors held	No. of meetings held	3.3	2.0	0.4	2.0	0.5	2.0	0.5	2.0	0.55	2.0	0.55	2.10
	Conducted	No. of TNAs	3.3	0	0	1.0	0.5	0	0	0	0	1.0	0.7	1.20

SP	Key output	KPI	Linkage to SDG	Planned Targets and Indicative Budget (KSh. M)										Total budget
				Year 1 Target	Year 1 cost	Year 2 Target	Year 2 cost	Year 3 Target	Year 3 cost	Year 4 Target	Year 4 cost	Year 5 Target	Year 5 cost	
	training need assessments	done												
	Trained health workers on leadership and management	No. of HCWs trained	3.3	45	1.5	50	1.7	50	1.7	50	1.75	50	1.8	8.45
	Conducted quarterly HRH supportive supervisions	No. Supportive supervision done	3.3	60	0.3	60	0.35	60	0.38	60	0.38	60	0.4	1.81
	Adapt attraction and retention of health workforce policy	No. of policies customized and implemented	3.3	0	0	1.0	1.0	0	0	0	0	1.0	1.2	2.20
	Adapt and Implement succession planning framework	Framework customized and implemented	3.3	1.0	0.8	0	0	0	0	0	0	1.0	1.0	1.80
	Conduct HRH planning and forecasting including (WISN)	HRH planning done	3.3	1	0.5	1	0.6	1	0.7	1	0.7	1	0.75	3.50
	Institutionalize human resource information system (iHRIS)	Optimized use of iHRIS data for decision making	3.3	1	1.0	1	1.2	1	1.2	1	1.3	1	1.35	6.05
	Coordinated transition of donor supported staff to the County	5% of HRH transitioned to County Annually	3.3	10	10.9	15	13.9	15	13.95	20	19.5	20	19.6	77.85
	Promote	100% of staff	3.3	4	0.5	4	0.7	4	0.7	4	0.75	4	0.8	3.45

SP	Key output	KPI	Linkage to SDG	Planned Targets and Indicative Budget (KSh. M)										Total budget
				Year 1 Target	Year 1 cost	Year 2 Target	Year 2 cost	Year 3 Target	Year 3 cost	Year 4 Target	Year 4 cost	Year 5 Target	Year 5 cost	
	culture of performance management	appraised												
	Develop HRH strategic plan	No. of strategic plans developed	3.3	0	0	1	1.8	0	0	0	0	1	2.0	3.80
	Implement HRH policies and guidelines	No. of policies operationalized	3.3	1	0.5	1	0.6	1	0.7	0	0.75	1	0.8	3.35
<b>Programme 5.2 Preventive and Promotive health services.</b>														
<b>Overall objective: To have a conducive Health environment</b>														
<b>Overall outcome: Community free of diseases</b>														
<b>SP 5.2.1 Water sanitation and hygiene</b>	Trained Staff on WASH/IPC	No. of staff trained on WASH/IPC	3.3 6.2	500	3	500	3	500	3	500	3	500	3	15
	Procured household water treatment tabs	No. of Procured household water treatment tabs	0.5	1	0.5	1	0.5	1	0.5	1	0.5	1	0.5	2.5
	Sensitized schools on menstrual hygiene	No. of schools sensitized on menstrual hygiene	2.4	300	2.4	300	2.4	300	2.4	300	2.4	300	2.4	12
<b>SP 5.2.2 Staff establishment</b>	Employed Health Officers	No. of employed Public health officers	8.6	20	16.8	20	16.8	20	16.8	20	16.8	20	16.8	84
<b>SP 5.2.3 Public Health Acts and policies</b>	Sensitized officers on Public Health Acts and policies	No. of officers sensitized on Public Health Acts and policies.	0.3	4	0.3	4	0.3	4	0.3	4	0.3	4	0.3	1.5
	Procured and Disseminated Public Health IEC materials.	No. of Procured and Disseminated Public Health IEC materials	3	1	1	1	1	1	1	1	1	1	1	5
	Health promotion talk shows held	No. of Health promotion media Talk		12	0.2	12	0.2	12	0.2	12	0.2	12	0.2	10

SP	Key output	KPI	Linkage to SDG	Planned Targets and Indicative Budget (KSh. M)										Total budget
				Year 1 Target	Year 1 cost	Year 2 Target	Year 2 cost	Year 3 Target	Year 3 cost	Year 4 Target	Year 4 cost	Year 5 Target	Year 5 cost	
		shows held												
<b>SP 5.2.4 Disease surveillance and Response</b>	Trained health workers on IDSR	No. of Trained health workers on IDSR	3.3	100	5	100	5	100	5	100	5	100	5	25
	Operationalized Public Health emergency operation Centre's at health facilities	No. of operationalized Public Health emergency operation Centre's	3.3 3.6	20	8	10	4	10	4	10	4	10	4	24
	Sensitized community on event based disease surveillance	No. of sensitization programs held	3.3 3.6	2	2.5	2	2.5	2	2.5	2	2.5	2	2.5	12.5
	Prepared Emergency fund for disease out breaks	Amount of emergency fund set aside for disease out breaks		1	5	1	5	1	5	1	5	1	5	25
<b>SP 5.2.5 Environmental Health</b>	Enacted county environmental health bill	No. enacted environmental health bills	3.9	0	0	1	0.3	0	0	0	0	0	0	0.3
	Commemorated World annual environment health day	No. of World Environment health days commemorate	13.1	1	0.3	1	0.3	1	0.3	1	0.3	1	0.3	1.5
<b>SP 5.2.6 Neglected tropical diseases</b>	Strengthened climate change mitigation measures (water and air pollution)	No. of mitigation measures for Strengthening climate change	13.3	5	2.4	5	2.4	5	2.4	5	2.4	5	2.4	12
	Strengthened healthcare waste	No. of health facilities with strengthened	1.5	30	15	30	15	30	15	30	15	30	15	75

SP	Key output	KPI	Linkage to SDG	Planned Targets and Indicative Budget (KSh. M)										Total budget
				Year 1 Target	Year 1 cost	Year 2 Target	Year 2 cost	Year 3 Target	Year 3 cost	Year 4 Target	Year 4 cost	Year 5 Target	Year 5 cost	
	management in Health facilities	healthcare waste management												
	Constructed pharmaceutical waste incinerator	No. of pharmaceutical waste incinerators constructed		0	0	1	30	0	0	0	0	0	0	30
	Procured chemicals for Microbes ,Vector and rodent control	No. of chemicals for Microbes ,Vector and rodent control procured		1500	1	1500	1	1500	1	1500	1	1500	1	5
	Procured public health protective gear	No. of public health protective gear procured and in use		500	1	500	1	500	1	500	1	500	1	5
	Sensitized Community on awareness creation	No. of community sensitization forums held		9	0.5	9	0.5	9	0.5	9	0.5	9	0.5	2.5
<b>SP 5.2.7 Food quality control and standards</b>	Established food laboratory	No. of Established food laboratories	2.2	0	0	0	0	1	30	0	0	0	0	30
	Procured Food and water quality sampling kits	No. of Food and water quality sampling kits procured	3.3	600	0.3	600	0.3	600	0.3	600	0.3	600	0.3	1.5
	Trained staff officers on food and water quality control	No. of Trained staff officers on food and water quality control	3.3	18	0.4	18	0.4	18	0.4	18	0.4	18	0.4	2
<b>SP 5.2.8 Occupational health and safety</b>	Trained staff on occupational health and safety in health	No. of trained staff on occupational health and safety in health	3.3	40	0.5	40	0.5	40	0.5	40	0.5	40	0.5	2.5

SP	Key output	KPI	Linkage to SDG	Planned Targets and Indicative Budget (KSh. M)										Total budget
				Year 1 Target	Year 1 cost	Year 2 Target	Year 2 cost	Year 3 Target	Year 3 cost	Year 4 Target	Year 4 cost	Year 5 Target	Year 5 cost	
	facilities	facilities												
<b>SP 5.2.9 Community level 1 services</b>	Prompt stipend payment of community health volunteer	No. of community health volunteers	3.3	2820	7.5	2820	7.5	2820	7.5	2820	7.5	2820	7.5	37.5
<b>SP 5.2.10 Training and capacity building</b>	Trained Health care workers on BEmNOC	No. of Health care workers trained on BEmNOC	3.3	60	1.8	60	1.8	60	1.8	60	1.8	60	1.8	9
	Maternity Unit Equipment sets delivered	No. of maternity unit equipment sets delivered.	3.3	15	10.5	15	10.5	15	10.5	15	10.5	0	0	42
	Trained Antenatal Care groups	No. of Group Antenatal care Trainings done	3.3	30	0.9	40	1.2	40	1.2	25	0.75	25	0.75	4.8
	Trained health care workers on PAC services	No. of health care workers trained on PAC services	3.3	40	1.2	40	1.2	40	1.2	40	1.2	40	1.2	6
	Secured Equipment's, Bony pelvis for MVA, MVA sets	No. of Equipment's, Bony pelvis for MVA, MVA sets secured	3.3	0	0	20	30	20	30	20	30	0	0	90
	Trained health care workers on LARC	No. of health care workers trained on LARC	3.3	60	1.8	60	1.8	60	1.8	60	1.8	60	1.8	9
	Secured Equipment, arm model, Bony pelvis for implant insertion, Madam Zoo	No. of Equipment, arm model, Bony pelvis for implant insertion, Madam Zoo secured.	3.3	0	0	20	20	20	20	20	20	0	0	60

SP	Key output	KPI	Linkage to SDG	Planned Targets and Indicative Budget (KSh. M)										Total budget
				Year 1 Target	Year 1 cost	Year 2 Target	Year 2 cost	Year 3 Target	Year 3 cost	Year 4 Target	Year 4 cost	Year 5 Target	Year 5 cost	
	Mentored / trained health care workers on Cervical cancer screening and Treatment	No. of Mentored/trained health care workers on Cervical cancer screening and Treatment	3.3	60	1.8	60	1.8	60	1.8	60	1.8	60	1.8	9
	Trained Health care workers on Maternal perinatal death review process	No. of Trained Health care workers on Maternal perinatal death review process	3.3	60	1.8	60	1.8	60	1.8	60	1.8	60	1.8	9
<b>SP 5.2.11 Skills Laboratories</b>	Equipped skills laboratories	No. of Skills laboratories equipped	3.3	2	12	0	0	2	12	0	0	2	12	36
	Equipped Madam Zoo, Mama u, Bony pelvis, Model for Assisted Vaginal Delivery. Adult Resuscitation model, Model for Breech delivery.	No. of Madam Zoo, Mama u, Bony pelvis, Model for Assisted Vaginal Delivery, Adult model, model for breech delivery equipment secured	3.3	2	12	0	0	2	12	0	0	2	12	36
<b>SP 5.2.12 New born Units</b>	Constructed new born units	No. of New born Units constructed	3.3	1	12	1	12	1	12	1	12	0	0	48
	Equipped New born units	No. of New born Units equipped	3.3	1	8	1	8	1	8	1	8	0	0	32
<b>SP 5.2.13 Model Youth Friendly Centre's.</b>	Constructed Youth Friendly Centre's	No. of constructed Youth Friendly Centre's	3.3	2	10	0	0	2	10	0	0	2	10	30

SP	Key output	KPI	Linkage to SDG	Planned Targets and Indicative Budget (KSh. M)										Total budget
				Year 1 Target	Year 1 cost	Year 2 Target	Year 2 cost	Year 3 Target	Year 3 cost	Year 4 Target	Year 4 cost	Year 5 Target	Year 5 cost	
	Equipped Youth Friendly Centre's	No. of equipped Youth Friendly Centre's	3.3	2	5	0	0	2	5	0	0	2	5	15
<b>SP 5.2.14 Reproductive Health</b>	Quality Standards of care Biannual Supervision	No. of standards of care biannual supervision activities	3.3	2	1	2	1	2	1	2	1	2	1	5
	Secured ELK 800G-Fetal monitors	No. of ELK 800G-Fetal monitors secured.	3.3	14	2	14	2	14	2	14	2	14	2	10
	Recruited Health care Staff	No. of Health care Staff recruited	3.3	5	5	5	5	5	5	2	2	2	2	19
	Vibrant working staff , CHVs,	No. of working staff and CHVs,	3.3	9	1.1	9	0.5	9	0.5	9	0.25	9	0.25	2.6
	Training staff on community MH activities	No. of Trained staff on community MH activities	3.3	1293	1	1293	0.25	1293	0.25	1293	0.25	1293	0.25	2
	Briefed HCW with Good MH/good personal habits	No. of HCW briefed with Good MH/good personal habits	3.3	2586	1.5	2586	0.5	2586	0.5	2586	0.5	2586	0.5	3.5
	Sensitized public on MH services	No of experts carrying awareness on of MH services	3.3	5	0.5	5	0.5	5	0.5	5	0.5	5	0.5	2.5
	Equipped staff with new updates for improved performance	No. of staff equipped with new updates for improved performance	3.3	1200	1	450	0.25	450	0.25	450	0.25	450	0.25	2
	Good MH, good personal habits	No. of HCW with good MH, good personal habits	3.3	1200	1.5	450	0.5	450	0.5	450	0.5	450	0.5	3.5



SP	Key output	KPI	Linkage to SDG	Planned Targets and Indicative Budget (KSh. M)										Total budget
				Year 1 Target	Year 1 cost	Year 2 Target	Year 2 cost	Year 3 Target	Year 3 cost	Year 4 Target	Year 4 cost	Year 5 Target	Year 5 cost	
	MH campaigns	No. of MH campaigns held	3.3	5	0.5	5	0.5	5	0.5	5	0.5	5	0.5	2.5
<b>SP 5.2.15 Vaccines and Immunization</b>	Distributed Vaccines	No. of vaccines collected from RVS and Distributed	3.3	20000	0.96	20000	0.96	20000	0.96	20000	0.96	20000	0.96	4.8
	Outreaches in hard-to-reach areas	No. of outreached hard-to-reach areas	3.3	27	0.2	27	0.3	27	0.3	27	0.3	27	0.3	1.6
	Trained the HCWs on cold chain management/handling/storage of the vaccines.	No. of trained HCWs on cold chain management/handling/storage of vaccines.	3.3	60	0.33	60	0.33	60	0.33	60	0.33	60	0.33	1.65
	Established County EPI store (cold room)	No. of EPI stores established	3.3	1	9	0	0	0	0	0	0	0	0	9
	Procured LPG Gas X 3330	No. of LPG Gas X 3330 procured	3.3	48	0.96	48	0.96	48	0.96	48	0.96	48	0.96	4.80
	Procured RTM & FT2	No. of RTM & FT2 procured	3.3	2	4.17	0	0	0	0	0	0	0	0	4.17
	Procured CCE in Delivery points	No. of CCE delivery points	3.3	4	3	4	3	4	3	4	3	4	3	15
	Defaulter tracing in all the 278 immunizing facilities	No. of defaults	3.3	178	2.136	178	2.136	178	2.136	178	2.136	178	2.136	10.68
	<b>SP 5.2.16 MH services</b>	Reduced staff shortages	No. of staff recruited	3.3	5	5	5	5	5	5	2	2	0	0
Vibrant working staff, CHVs,		No. of working staff, CHVs	3.3	0.25	1.1	0.25	1.1	0.25	1.1	0.25	1.1	0.25	1.1	5.5

SP	Key output	KPI	Linkage to SDG	Planned Targets and Indicative Budget (KSh. M)										Total budget
				Year 1 Target	Year 1 cost	Year 2 Target	Year 2 cost	Year 3 Target	Year 3 cost	Year 4 Target	Year 4 cost	Year 5 Target	Year 5 cost	
	Equipped staff with new updates for improved performance	No. of staff equipped with new updates	3.3	0	0	1	0.25	1	0.25	1	0.25	1	0.25	2
	Good MH, good personal habits	No. of HCWs with good MH, good personal habits	3.3	2585	1.5	2585	0.5	2585	0.5	2585	0.5	2585	0.5	3.5
	MH campaigns	No. of MH campaigns held	3.3	5	0.5	5	0.5	5	0.5	5	0.5	5	0.5	2.5
<b>SP 5.2.16 HIV/TB</b>	Implemented and sustained County-owned and county-led quality HIV/TB prevention, care and treatment services.	No. of HIV transition meetings held	3.3	4	1.2	4	1.2	4	1.3	4	1.4	4	1.6	6.7
	Empowered HCWs to plan, integrated and managed routine health HIV provision and integration of services	Number of HCWs sensitized	3.3	100	3.7	100	3.9	100	3.9	100	3.9	100	4.0	19.4
	Strengthened and expanded KP HIV services in the County	Number of KP site operational	8.5 3.3	5	1.3	6	1.4	6	1.5	7	1.5	8	1.7	7.4
	Strengthened County Health assembly committee on	No. of meetings held to sensitize on HIV/TB services	3.3	2	1.1	2	1.1	2	1.2	2	1.2	2	1.3	5.9

SP	Key output	KPI	Linkage to SDG	Planned Targets and Indicative Budget (KSh. M)										Total budget
				Year 1 Target	Year 1 cost	Year 2 Target	Year 2 cost	Year 3 Target	Year 3 cost	Year 4 Target	Year 4 cost	Year 5 Target	Year 5 cost	
	HIV/TB policies guidelines and laws													
	Enhanced support supervision and mentorship by the health management teams.	No. Supportive supervision done	3.3	18	0.8	27	1.3	32	1.5	36	1.6	36	1.7	6.9
	Accelerated quality HIV/TB service delivery (HIV program special initiatives e.g. RRI, Leap, Surge SIMS)	Number of special program initiatives done	3.3	18	2.1	18	2.8	27	3.2	32	3.5	36	4.0	15.6
	Strengthened PMTCT/OVC integration services and supplies	No. of facility with integrated services	3.3	4	0.6	6	0.8	8	0.9	8	1.0	10	1.2	4.5
	Scaled up PrEP among adolescent, KP and general population	No. of sites offering PreP services	3.3	100%	0.5	100%	0.6	100%	0.7	100%	0.8	100%	1.0	3.6
	Enhanced HIV/TB services and case management	% of sites providing TB services	3.3	100%	0.8	100%	0.9	100%	1.0	100%	1.0	100%	1.2	4.9
	Strengthened continuous	% of site with CQI projects	3.3	100%	1.0	100%	1.1	100%	1.2	100%	1.4	100%	2.0	6.7

SP	Key output	KPI	Linkage to SDG	Planned Targets and Indicative Budget (KSh. M)										Total budget
				Year 1 Target	Year 1 cost	Year 2 Target	Year 2 cost	Year 3 Target	Year 3 cost	Year 4 Target	Year 4 cost	Year 5 Target	Year 5 cost	
	Quality Improvement (QI) systems in the County													
	Improved patient retention, adherence and Viral suppression services	% of patients retained and suppressed	3.3	95%	1.8	95%	1.9	95%	2.0	95%	2.0	95%	2.1	9.8
	Strengthened HIV/TB Program data Management for evidence based decision making	No. of HIV/TB meetings held	3.3	4	1	4	1.2	4	1.2	4	1.2	4	1.3	5.9
	Strengthened Institutional coordination and collaboration in HIV /TB prevention, care and treatment activities.	No. HIV/TB stakeholders coordination forum held	3.3 8.5	4	1.2	4	1.3	4	1.4	4	1.4	4	1.4	6.7
	Strengthened coordination of SGBV Management and response	No. of SGBV coordination forums held	3.3 8.5	4	1.1	4	1.2	4	1.3	4	1.3	4	1.4	6.3
	Transition of financial management systems for management of	No. of advocacy meeting held and systems in place	3.3	1	1.3	0	0	1	1.5	0	0	1	1.6	4.4

SP	Key output	KPI	Linkage to SDG	Planned Targets and Indicative Budget (KSh. M)										Total budget
				Year 1 Target	Year 1 cost	Year 2 Target	Year 2 cost	Year 3 Target	Year 3 cost	Year 4 Target	Year 4 cost	Year 5 Target	Year 5 cost	
	HIV/TB funds by the County Health department)													
	Transition of management of sub-grants	No. of business assessments done  Functional G2G funding	3.3	4	0.5	4	0.5	4	0.6	4	0.6	4	0.6	2.8
	Operationalized national HIV plan and collaborations	Availability of HIV implementation plan	3.3	0	0	1	0.9	0	0	0	0	1	1.1	2
	Facilitated County transition and collaboration HIV/TB meetings	No. of meetings held	3.3	2	0.4	4	0.8	4	0.8	4	0.8	4	0.9	3.7
<b>Programme 5.3 Curative and Rehabilitative Health Services</b>														
<b>Objective: To facilitate healing and recovery of patients</b>														
<b>Outcome: Healthy communities</b>														
<b>SP 5.3.1 Rehabilitation service providers placement</b>	Recruited Occupational Therapists	No. of Therapists Recruited.	3.3	40	38	72	69	85	82	95	91	126	121	401
	Recruited Occupational Physiotherapists	No. of Physiotherapists recruited.	3.3	62	60	82	79	102	98	120	115	143	137	489
	Recruitment of Occupational Orthopaedic Technologists	No. of Orthopaedic Technologists Recruited.	3.3	25	24	30	29	35	33	45	43	55	53	182
<b>SP 5.3.2 Rehabilitation services</b>	Trained Rehabilitative staff on club	No. of trained Rehabilitation staff on club	3.3	7	0.35	7	0.35	8	0.4	8	0.4	9	0.45	1.95

SP	Key output	KPI	Linkage to SDG	Planned Targets and Indicative Budget (KSh. M)										Total budget
				Year 1 Target	Year 1 cost	Year 2 Target	Year 2 cost	Year 3 Target	Year 3 cost	Year 4 Target	Year 4 cost	Year 5 Target	Year 5 cost	
	foot management	foot management												
	Trained Rehabilitation staff on management	No. of trained Rehabilitation staff on management	3.3	7	0.42	7	0.42	8	0.48	8	0.48	9	0.54	2.34
	Rehabilitative infrastructure units rehabilitated	No. of Rehabilitative units rehabilitated	3.3	1	5	2	8	2	13	3	15	3	20	61
	Constructed rehabilitative service units	No. of Rehabilitative service units constructed.	3.3	8	20	8	20	9	22.5	9	22.5	9	22.5	107.5
	Acquired rehabilitative equipment	No. of modern rehabilitative equipment acquired	3.3	5	15	5	15	5	15	5	15	5	15	75
<b>SP 5.3.3 Disability Mainstreaming</b>	Trained CHVS on early identification & referral of disabilities	No. of CHVS trained on early identification & referral of disabilities	3.3	500	0.3	500	0.4	500	0.45	500	0.5	320	0.4	2.05
	Trained disability assessment boards	No. of disability assessment members trained.	3.3	35	1.7	35	1.8	35	1.85	35	2	35	2.5	9.85
<b>SP 5.3.4 Health Products and Technologies</b>	Enhanced Budget for HPTs from 124M (FY 22/23) to 2120M (FY 27/28)	Amount allocated for procurement of HPTs	3.3	1	600	1	720	1	820	1	920	1	1,020	4080
	Support for HPT order management	No. of monthly order management reports for all	3.3	12	1.712	12	1.712	12	1.712	12	1.712	12	1.712	8.56

SP	Key output	KPI	Linkage to SDG	Planned Targets and Indicative Budget (KSh. M)										Total budget
				Year 1 Target	Year 1 cost	Year 2 Target	Year 2 cost	Year 3 Target	Year 3 cost	Year 4 Target	Year 4 cost	Year 5 Target	Year 5 cost	
		HPT areas												
	Available quality suppliers for HPTs	No. of framework contracts for HPTs	3.3	1	0.63	0	0	0	0	0	0	0	0	0.63
	-Advocacy for HPT framework/bill safeguarding HPT funds	Amount for ring fencing funds allocated and/or collected through HPTs	3.3	1	0.39	0	0	0	0	0	0	0	0	0.39
	-Reviewed costs for HPTs and HPTs related services at all county levels	No. of county revenue act reviews	3.3	1	0.39	0	0	0	0	0	0	0	0	0.39
	HPT anchorage legislation benchmarked	No of benchmarking visits	3.3	2	1.55	0	0	0	0	0	0	0	0	1.55
	-Quarterly HPT supportive supervision and supply chain audits	No of Quarterly supportive supervision reports	3.3	4	1.55	4.00	1.55	4.00	1.55	4.00	1.55	4.00	1.55	7.76
	-DHPT annual performance reviews	No of DHPT annual performance report	3.3	Assessment & Award	3.4	Assessment & Award	3.4	Assessment & Award	3.4	Assessment & Award	3.4	Assessment & Award	3.4	17
	Redistributed HPTs at all levels	No of Quarterly HPT redistribution reports	3.3	4	1.18	4	1.18	4	1.18	4	1.18	4	1.18	5.9
	HPT distribution truck	No of HPT trucks	3.3	0	0	1	12	0	0	0	0	0	0	12
	Trained staff	No. of trained	3.3	100	1.75	0	0	100	1.75	0	0	100	1.75	5.25

SP	Key output	KPI	Linkage to SDG	Planned Targets and Indicative Budget (KSh. M)										Total budget
				Year 1 Target	Year 1 cost	Year 2 Target	Year 2 cost	Year 3 Target	Year 3 cost	Year 4 Target	Year 4 cost	Year 5 Target	Year 5 cost	
	with skills to conduct FnQ	staff with skills to conduct FnQ												
	Quarterly HPT County & Sub-county HPT data review	No of Quarterly HPT data review meetings and Work plan	3.3	4	1.334	4	1.334	4	1.334	4	1.334	4	1.334	6.67
	Quarterly MTC review reports and actions thereto.	No. of Quarterly MTC review reports and actions thereto.	3.3	4	1.344	4	1.344	4	1.344	4	1.344	4	1.344	6.72
	Traned staff with skills in HPT management and use.	No. of staff trained on HPT management and use.	3.3	300	1.344	300	1.344	300	1.344	300	1.344	300	1.344	6.72
	Scientific conferences and professional events. attended	No. of HPT personnel attend ed scientific conferences and events	3.3	12	1.488	12	1.488	12	1.488	12	1.488	12	1.488	7.44
	Licensed to professional bodies as CPD providers	No of Facilities with CPD licenses	3.3	10	0.08	10	0.08	10	0	10	0.08		0.08	0.4
<b>SP 5.3.5 AMR</b>	Antimicrobial resistance (AMR) among 'one health' (OH) stakeholders in public health events	No. of memorandum	3.3	1	0.14	1	0.14	1	0.14	1	0.14	1	0.14	0.71
	Quarterly review of AMR activities with OH stakeholders.	No. of Quarterly AMR meetings, reports and work plans.	3.3	4	0.6	4	0.6	4	0.6	4	0.6	4	0.6	3



SP	Key output	KPI	Linkage to SDG	Planned Targets and Indicative Budget (KSh. M)										Total budget
				Year 1 Target	Year 1 cost	Year 2 Target	Year 2 cost	Year 3 Target	Year 3 cost	Year 4 Target	Year 4 cost	Year 5 Target	Year 5 cost	
	Digital system for AMR surveillance and reporting.	No. of digital system for AMR surveillance and reporting	3.3	5	2.5	1	0.5	1	0.5	1	0.5	1	0.5	4.5
	Sufficient HPTs for AMR surveillance	Amount allocated for AMR surveillance HPTs)	3.3	1	0.45	1	0.6	1	0.6	1	0.6	1	0.6	2.85
	Promoted OH activities	No. of AMR advocacy activities (Outreaches, World antimicrobial awareness week WAAW)	3.3	4	2.042	4	2.042	4	2.042	4	2.042	4	2.042	10.21
	Community and facility pharmacovigilance (PV) advocacy, behaviour change/risk communication,	No. of quarterly reports on PV activities	3.3	4	0.8	4	0.8	4	0.8	4	0.8	4	0.8	4
	Quarterly County and Sub-county PV review.	No. of quarterly PV review meetings and action plans	3.3	4	1.344	4	1.344	4	1.344	4	1.344	4	1.344	6.72
	PV and HPT surveillance Staff	No. of staff sensitized in PV	3.3	50	1.344	50	1.344	50	1.344	50	1.344	50	1.344	6.72
	Available PV digital system available (linked with	No. of PV digital system available (linked with HPT LMIS	3.3	5	2.5	1	0.5	1	0.5	1	0.5	1	0.5	4.5

SP	Key output	KPI	Linkage to SDG	Planned Targets and Indicative Budget (KSh. M)										Total budget	
				Year 1 Target	Year 1 cost	Year 2 Target	Year 2 cost	Year 3 Target	Year 3 cost	Year 4 Target	Year 4 cost	Year 5 Target	Year 5 cost		
	HPT LMIS system)	system)													
	Standard operating procedures (SOP) & audit tools for HPT management and use.	No. of new tools for HPT management and use available.	3.3	1	0.6	0	0	1	0.6	0	0	1	0.6	1.8	
	Reviewed AMR/OH work plans	No. of annually Reviewed AMR/OH work plans	3.3	3	0.96	3	0.96	3	0.96	3	0.96	3	0.96	4.8	
	Improved PV processes	No. of annual reports and reviews of PV work plan	3.3	1	0.38	1	0.38	1	0.38	1	0.38	1	0.38	1.9	
	Improved HPT management processes	No. of annual reports and reviews of HPT work plan	3.3	1	0.54	1	0.54	1	0.54	1	0.54	1	0.54	2.7	
	Improved skills and capacity in M&E.	No. of HPT personnel skilled in M&E	3.3	2	1.75	0	0	1	1.75	0	0	1	1.75	5.25	
	published HPT research	No. of reports on HTP research	3.3	3	1.416	3	1.416	3	1.416	3	1.416	3	1.416	7.08	
	Experience sharing, learning and knowledge transfer	No. of research projects in health events / conferences	3.3	6	0.12	6	0.12	6	0.12	6	0.12	6	0.12	0.6	
	Personnel with skills and capacity for HPT research	No. of HPT personnel trained on research (KSG Equivalent	3.3	12	1.37	12.00	1.42	12.00	1.42	12.00	1.42	12.00	1.42	7.04	

SP	Key output	KPI	Linkage to SDG	Planned Targets and Indicative Budget (KSh. M)										Total budget
				Year 1 Target	Year 1 cost	Year 2 Target	Year 2 cost	Year 3 Target	Year 3 cost	Year 4 Target	Year 4 cost	Year 5 Target	Year 5 cost	
		Courses - GPW, RPW, DAS)												
	Sufficient pharmacy personnel in key health facilities	No. of recruited pharmacy specialists	3.3	1	34.67	2.00	41.05	1.00	37.26	1.00	34.67	5.00	31.78	179.43
No of recruited pharmacists			5	15	6	18	6	18	5	15	21	63	129	
No. of recruited pharmaceutical technologists			20	19	20	19	20	19	20	19	0	0	0	76
	Sufficient radiology personnel in key health facilities	No. of recruited radiologists	3.3	1	8.50		0	1	8.50	0	0	0	0	17.00
		No. of recruited radiographers		5	4.8	0	0	5	4.8	0	0	0	0	9.6
	Sufficient laboratory personnel in key facilities	No. of recruited laboratory technologists	3.3	5	4.71	5	4.71	5	4.71	5	4.71	5	4.71	23.54
	HPT & LMIS mapped	No. of HPT & LMIS mapping report	3.3	1	0.02	0	0	0	0	0	0	0	0	0.02
	installed infrastructure for E2E system	No. of installed supporting infrastructure for E2E system	3.3	48	10.22	38	5.32	38	5.32	38	5.32	38	5.32	31.5
	Real-time end-to-end HPT visibility system	No. of functional integrated E2E HPT visibility system in county health facilities	3.3	1	2.4	1	2.4	1	1.4	1	2.4	1	2.4	11
	Trained HPT personnel on use of the E2E HPT system	No. of HPT personnel trained on use of the E2E HPT system	3.3	400	6.6	0	0	0	0	0	0	0	0	6.6

SP	Key output	KPI	Linkage to SDG	Planned Targets and Indicative Budget (KSh. M)										Total budget
				Year 1 Target	Year 1 cost	Year 2 Target	Year 2 cost	Year 3 Target	Year 3 cost	Year 4 Target	Year 4 cost	Year 5 Target	Year 5 cost	
	Maintained E2E HPT visibility system	No. of annual and periodic maintenance record of E2E system	3.3	1	0.1	1	0.1	1	0.1	1	0.1	1	0.1	0.5
	Drug interaction checker at the level 5 and 4 level 4 facilities	No. of drug interaction checkers	3.3	1	1	11	1	1	1	1	1	1	1	5
	Sufficient temperature monitoring of stores	No. of digital temperature loggers in the county with online activity	3.3	60	0.36	60	0.36	40	0.24	20	0.12	20	0.12	1.2
	Sufficient HPT storage in facilities	No. of Renovated, shelved and palleted HPT stores in all facilities	3.3	5	1.35	10	1	10	1	20;	2	20;	2	7.35
	Sufficient bulk cold storage for HPTs at county level	No. of Constructed and equipped cold room at County Level (Chiller/Freezer)	3.3	0	0	0	0	1 HPT Cold room	7.2	0	0	0	0	7.2
	Sufficient HPT cold storage at facility levels	No. of installed fridges in all facilities	3.3	Level 3 - 5; Level 4 - 4; Level 5 - 1;	1.2	Level 2 - 5;	0.3	Level 2 - 5;	0.3	Level 2 - 5;	0.3	Level 2 - 5;	0.3	2.4
	Fire hazard preparedness at all facility	No. of installed fire extinguishers	3.3	60 Facilities	0.48	60 Facilities	0.48	40 Facilities	0.24	20 Facilities	0.16	20 Facilities	0.16	1.52

SP	Key output	KPI	Linkage to SDG	Planned Targets and Indicative Budget (KSh. M)										Total budget
				Year 1 Target	Year 1 cost	Year 2 Target	Year 2 cost	Year 3 Target	Year 3 cost	Year 4 Target	Year 4 cost	Year 5 Target	Year 5 cost	
	HPT stores													
	Facilities with good HPT warehousing practices	No. of tools available HPT stores management in all facilities	3.3	200	0.4	0	0	0	0	0	0	0	0	0.4
	Facility compliance with dispensing standards	No. of expanded and renovated outpatient pharmacies in Level 2,3,4,5 facilities	3.3	Level 5 - 2;	0.7	Level 4 - 6;	3.1	Level 3 - 10;	1	Level 2 - 5;	0.5	Level 2 - 5;	0.5	5.8
	Purchased extemporaneous preparation equipment	No. of extemporaneous preparation equipment purchased	3.3	1	0.2	0	0	0	0	0	0	5	1	1.2
	Availability of in-patient pharmacies at L4, L5.	No. of constructed and equipped in-patient pharmacies at L4 & L5.	3.3	1	0.8	1	0.8	1	0.8	1	0.8	0	0	3.2
	Availability of digital X-ray services	No. of functional digital X-rays	3.3	1	6.5	1	5.8	0	0	0	0	0	0	12.3
	Availability of ultrasound (U/S) services	No. of functional Ultrasound at Mwala and Mavoko L4	3.3	1	3.8	1	3.8	0	0	0	0	0	0	7.6
	Picture Archiving and Communication System (PACS) system for digital image	No. of PACS at Machakos L5	3.3	0	0	0	0	1	13	0	0	0	0	13

SP	Key output	KPI	Linkage to SDG	Planned Targets and Indicative Budget (KSh. M)										Total budget
				Year 1 Target	Year 1 cost	Year 2 Target	Year 2 cost	Year 3 Target	Year 3 cost	Year 4 Target	Year 4 cost	Year 5 Target	Year 5 cost	
	transmission													
	Identified needs for disposal of unwanted HPTs	No. of assessed capacity for pharmaceutical waste disposal	3.3	1	0.218	0	0	0	0	0	0	0	0	0.218
	Installed and Commissioned HPT waste disposal system	No. of functional pharmaceutical waste disposal system.	3.3	0	0	1	20	0	0	0	0	0	0	20
	Disposal of HPT waste.	No. of HPT waste disposal reports	3.3	1	1.8	0	0	0	0	0	0	0	0	1.8
	Maintained HPT waste disposal system	No. of maintenance logs.	3.3	1	0.24	1	0.24	1	0.24	1	0.24	1	0.24	1.2
<b>SP 5.3.6 Diagnostic/lab oratory services</b>	Lab reports	No. of reports	3.3	0	0	0	0	0	0	0	0	0	0	0
	Procurement of lab reagents	No. of lab reagents procured	3.3	40	200	40	200	40	200	40	200	40	200	1000
	Renovated lab	No. of labs renovated	3.3	4	20	4	20	4	20	4	20	4	20	100
	Registered ISO 15189 on labs	No. of registered labs	3.3	5	50	5	50	5	50	5	50	5	50	250
	Employed lab staff	No. of lab staff employed	3.3	200	200	200	200	200	200	200	200	200	200	1000
<b>SP 5.3.7 Nursing services</b>	Quality nursing care	No. of hospitals implementing nursing process	3.3	11	5.5	11	5.5	11	5.5	11	5.5	11	5.5	27.5
		No. of Educational meetings held	3.3	20	5	20	5	20	5	20	5	20	5	25
	Reviewed files	No. of files reviewed	3.3	15000	0.5	15000	0.5	15000	0.5	15000	0.5	15000	0.5	2.5
<b>Programme 5.4 Emergency services</b>														
<b>Objective: To rescue greatest number of people in shortest time frame</b>														

SP	Key output	KPI	Linkage to SDG	Planned Targets and Indicative Budget (KSh. M)										Total budget
				Year 1		Year 2		Year 3		Year 4		Year 5		
				Target	cost	Target	cost	Target	cost	Target	cost	Target	cost	
<b>Outcome: Lives rescued</b>														
<b>SP 5.4.1 Ambulance Services</b>	Improved response to road traffic accidents, enhanced pre-hospital care and referral strategy	No. of medical emergency cases called and responded to timely.	3	7000	20	7000	20	7000	20	7000	20	7000	20	100
<b>SP 5.4.2 Fire Fighting and Rescue Services</b>	Improved response to fire and rescue emergencies	Proportion of fire and rescue emergencies responded in time	3	20	3	20	3	20	3	20	3	20	3	15
	Improved fire safety in public buildings	Percentage of buildings compliant on fire safety	3	70%	4	75%	4	80%	4	85%	4	90%	4	20
		No. of fire safety inspections conducted on public buildings	3	200	2	200	2	200	2	200	2	200	2	10

#### 4.2.1.6 Lands, Environment and Natural resources Sector programmes

Table 17: Lands, Environment and Natural resources

Sub Programme	Key Output	Key Performance Indicators	Linkages to SDG Target s*	Planned Targets and Indicative Budget (KSh. M)										Total Budget (KSh. M)
				Year 1		Year 2		Year 3		Year 4		Year 5		
				Target	Cost	Target	Cost	Target	Cost	Target	Cost	Target	Cost	
<b>Lands and Physical Planning Sub-sector</b>														

Sub Programme	Key Output	Key Performance Indicators	Linkages to SDG Targets*	Planned Targets and Indicative Budget (KSh. M)										Total Budget (KSh. M)	
				Year 1		Year 2		Year 3		Year 4		Year 5			
				Target	Cost	Target	Cost	Target	Cost	Target	Cost	Target	Cost		
<b>Programme 6.1: Lands and Physical Planning Administration and Support Services</b>															
<b>Objective: To improve land service delivery and enhance efficiency</b>															
<b>Efficiency in service delivery</b>															
<b>SP 6.1.1: Administrative Services</b>	Efficient service delivery	Rate of customer satisfaction	8.8	100%	2	100%	2	100%	2	100%	2	100%	2	10	
	Staff Compensated	% of staff compensated		100%	28	100%	33	100%	40	100%	42	100%	44	187	
	Constructed offices	No. of offices constructed	8.8	1	2	1	2	1	2	1	2	1	2	10	
<b>SP 6.1.2: Street Addressing</b>	Web & GIS based physical addressing system	No. of Web & GIS based physical addressing systems	17.8	-	-	1	30	-	-	-	-	-	-	30	
<b>SP 6.1.3: Capacity Building</b>	Staff employed	No. of staff employed	8.8	2	4	-	-	-	-	-	-	-	-	4	
	Trainings/Workshops done	No. of Training/Workshops done	17.13, 17.14	1	2	1	2	1	2	1	2	1	2	10	
	Capacity Building sessions done to Physical & Land Use Planning institutions	No. of capacity building sessions done to Physical & Land Use Planning institutions	17.13, 17.14	1	3	1	3	1	3	1	3	1	3	15	
<b>SP 6.1.4: Public Participation</b>	Public Participation and engagement forums conducted	No. of Public Participation and engagement forums conducted	17.16, 17.17	1	2.5	1	2.5	1	2.5	1	2.5	1	2.5	12.5	



Sub Programme	Key Output	Key Performance Indicators	Linkages to SDG Targets*	Planned Targets and Indicative Budget (KSh. M)										Total Budget (KSh. M)
				Year 1		Year 2		Year 3		Year 4		Year 5		
				Target	Cost	Target	Cost	Target	Cost	Target	Cost	Target	Cost	
<b>SP 6.1.5: Land Tenure</b>	Title deeds issued	No. of title deeds issued	11.a, 11.b	1,000	2.5	2,000	5	4,000	10	2,000	5	1,000	2.5	25
<b>Programme 6.2: Digital Land Governance</b>														
<b>Objective: To promote sustainable development through equitable and secure access and management of land</b>														
<b>Outcome: Improved security of tenure and equitable access to land and natural resources for sustainable socioeconomic development</b>														
<b>SP 6.2.1: Needs Assessment</b>	Assessment reports on NLIMS capacity needs done	No. of Assessment reports on NLIMS capacity needs done	17.13, 17.14	1	0.5	1	0.5	1	0.5	1	0.5	1	0.5	2.5
	Assessment report on land registries of land done	No. of Assessment report on land registries done	17.13, 17.14	1	0.5	1	0.5	1	0.5	1	0.5	1	0.5	2.5
	County-based assessment reports in ADR/TDR methodologies done	No. of county-based assessment reports in ADR/TDR methodologies done	17.13, 17.14	1	0.5	1	0.5	1	0.5	1	0.5	1	0.5	2.5
<b>SP 6.2.2: Digitization &amp; Digitalization</b>	Cadastral layers digitized	No. of cadastral layers/plot digitized	17.8	250	2.5	500	5	750	7.5	500	2.5	250	2.5	20
	County Cadasters prepared	No. of County Cadasters prepared	17.8	-	-	1	45	-	-	-	-	-	-	45
	GIS Lab Capacity scaled up	No. of GIS Lab Capacity scaled up	17.8	1	25	-	-	-	-	-	-	-	-	25
	New County GIS	No. of new	17.8	1	40	-	-	-	-	-	-	-	-	40

Sub Programme	Key Output	Key Performance Indicators	Linkages to SDG Targets*	Planned Targets and Indicative Budget (KSh. M)										Total Budget (KSh. M)
				Year 1		Year 2		Year 3		Year 4		Year 5		
				Target	Cost	Target	Cost	Target	Cost	Target	Cost	Target	Cost	
	Lab	County GIS Lab established												
	Electronic Development Application Management System created	No. of Electronic Development Application Management System	17.8	1	55	-	-	-	-	-	-	-	-	55
	Spatial plans prepared	Number of spatial plans prepared	11.a, 11.b	1	90	-	-	-	-	-	-	-	-	90
	Urban Plans prepared	No. of Urban Plans prepared	11.a, 11.b	3	15	4	60	-	-	-	-	-	-	75
<b>SP 6.2.3: County Physical Planning Laws and Policies</b>	Machakos County land use policies done	No. of Machakos Land Use Policies done	11.a, 11.b	-	-	1	25	-	-	-	-	-	-	25
<b>Programme 6.3: Land Administration</b>														
<b>Objective: To enhance secure land ownership</b>														
<b>Outcome: Better managed land</b>														
<b>SP 6.3.1: Machakos New City</b>	Surveyed, beacons and allocated plots in Machakos New Town	No. of Surveyed, beacons and allocated plots in Machakos New Town	11.a, 11.b	250	5	250	5	500	5	327	5	243	5	25
	Machakos New City Implementation Monitoring, Evaluation &	No. of Machakos New City Implementation Monitoring,	17.18, 17.19	5	2.5	5	2.5	5	2.5	5	2.5	5	2.5	12.5

Sub Programme	Key Output	Key Performance Indicators	Linkages to SDG Targets*	Planned Targets and Indicative Budget (KSh. M)										Total Budget (KSh. M)
				Year 1		Year 2		Year 3		Year 4		Year 5		
				Target	Cost	Target	Cost	Target	Cost	Target	Cost	Target	Cost	
	Reviews	Evaluation & Reviews												
<b>SP 6.3.2: Valuation Systems</b>	Valuation rolls	No. of valuation rolls		1	100	-	-	-	-	-	-	-	-	100
<b>SP 6.3.3: Public Land Acquisition in Urban Areas</b>	Acquired public land in urban areas	Acres of land acquired	11.a, 11.b	5	5	5	5	5	5	5	5	5	5	25
<b>SP 6.3.4: Public Land Security</b>	Secured public land	Percentage of secured public land	11.a, 11.b	10%	10	15%	10	50%	10	15%	10	100%	10	50
	Re-possession of grabbed public land	Percentage of repossession of grabbed public land	11.a, 11.b	10%	5	15%	7.5	50%	2.5	15%	7.5	100%	5	27.5
<b>Housing and Urban Development Sub-sector</b>														
<b>Programme 6.4: Housing and Urban Administration and Support Services</b>														
<b>Objective: To improve service delivery and enhance efficiency</b>														
<b>Outcome: Improved efficiency in service delivery</b>														
	Municipal/Town offices established, equipped & staffed	No of Municipal/Town offices established, equipped & staffed	8.8	3	30	4	40	-	-	-	-	-	-	70
	Capacity building Workshops and trainings for staff	No. of Capacity building Workshops and trainings for staff	17.9	1	2.5	1	2.5	1	2.5	1	2.5	1	2.5	12.5
	Routine staff	No. of	12.a,	7	3.5	7	3.5	7	3.5	7	3.5	7	3.5	17.5

Sub Programme	Key Output	Key Performance Indicators	Linkages to SDG Targets*	Planned Targets and Indicative Budget (KSh. M)										Total Budget (KSh. M)
				Year 1		Year 2		Year 3		Year 4		Year 5		
				Target	Cost	Target	Cost	Target	Cost	Target	Cost	Target	Cost	
	training and public sensitization on fire response & management done	Routine staff training and public sensitization on fire response & management done	9.1, 9.4, 9.a, 9.b											
	Staff compensated	% of staff compensated		100%	80	100%	83	100%	86	100%	89	100%	93	431
<b>Programme 6.5: Kenya Integrated Devolution Urban Support Programme (KIDUSP)</b>														
<b>Objective: To establish effective and empowered urban planning and urban management systems that deliver infrastructure and supporting services economically, efficiently and effectively based on locally determined Urban Integrated Development Plans (IDePs) and Town Plans</b>														
<b>Outcome: Secure, well governed, competitive, and sustainable urban areas</b>														
<b>SP 6.5.1: Urban Institutional Development</b>	Municipal Towns/Boards established	No. of Municipal Towns/Boards established	11.a, 11.b	4	32	3	24	-	-	-	-	-	-	56
	Municipal/Town Charters prepared & approved	No. of Municipal/Town Charters prepared & approved	17.13, 17.4	4	8	3	6	-	-	-	-	-	-	14
	Staff houses renovated	No. of staff houses renovated	8.8	100	25	100	25	100	25	100	25	100	25	125
	CUIDS prepared & approved	No. of CUIDS prepared & approved	11.a, 11.b	-	-	1	20	-	-	-	-	-	-	20
	IDePs prepared and approved	No. of IDePs prepared and approved	11.a, 11.b	7	35	-	-	-	-	-	-	-	-	35
	Housing policy prepared and	No. of Housing policy	17.13, 17.4	-	-	-	-	1	5	-	-	-	-	5

Sub Programme	Key Output	Key Performance Indicators	Linkages to SDG Targets*	Planned Targets and Indicative Budget (KSh. M)										Total Budget (KSh. M)	
				Year 1		Year 2		Year 3		Year 4		Year 5			
				Target	Cost	Target	Cost	Target	Cost	Target	Cost	Target	Cost		
	approved	prepared and approved													
	Sub-county Standing committees formed and facilitated	No. of sub-county Standing committees formed and facilitated	11.a, 11.b	-	-	-	-	9	9	9	9	9	9	27	
	Town/urban development plans prepared and approved	No of Town urban development plans prepared and approved	11.a, 11.b	7	70	-	-	-	-	-	-	-	-	70	
	Municipal Boundary reviews done	No. of Municipal Boundary reviews done	11.a, 11.b	7	70	-	-	-	-	-	-	-	-	70	
<b>SP 6.5.2 Urban Infrastructure Development</b>	Public sensitization forums on waste management held	No. of Public sensitization forums in Municipalities on waste management	17.16, 17.17	7	10	7	10	7	10	7	10	7	10	70	
	Skip Loaders acquired	No. of Skip Loaders acquired	6.a, 6.3, 11.6, 12.4, 12.5	1	15	1	15	2	30	1	15	1	15	90	
	Garbage compacting trucks procured	No. of garbage compacting trucks procured	6.a, 6.3, 11.6, 12.4, 12.5	1	10	1	10	2	20	-	-	-	-	40	
	Exhauster trucks	No. of Exhauster	6.a, 6.3,	1	10	1	10	2	20	-	-	-	-	40	

Sub Programme	Key Output	Key Performance Indicators	Linkages to SDG Targets*	Planned Targets and Indicative Budget (KSh. M)										Total Budget (KSh. M)
				Year 1		Year 2		Year 3		Year 4		Year 5		
				Target	Cost	Target	Cost	Target	Cost	Target	Cost	Target	Cost	
	procured	trucks procured	11.6 12.4, 12.5											
	Small waste collection bins procured	No. of small waste collection bins procured	6.a, 6.3, 11.6 12.4, 12.5	20	5	20	5	20	5	20	5	20	5	25
	Drainage constructed	Kilometers of drainage constructed	12.a, 9.1, 9.4, 9.a, 9.b	10	100	15	150	16	160	10	100	10	100	610
	Roads tarmacked	Kilometers of roads tarmacked	12.a, 9.1, 9.4, 9.a, 9.b	11.8	354	10	300	10	300	10	300	10	300	1,554
	Civil Works done (cabros, drainage etc.)	Square Meters of civil works done	12.a, 9.1, 9.4, 9.a, 9.b	1250	100	2500	200	2500	200	2500	200	2500	200	900
	Street lighting	Kilometers of road lit	12.a, 9.1, 9.4, 9.a, 9.b	10	0.5	10	0.5	28	1.4	10	0.5	10	0.5	3.4
	Markets constructed	No. of Markets constructed	12.a, 9.1, 9.4, 9.a, 9.b	-	-	-	-	1	10	1	10	1	10	30
	Bus parks	No. of bus	12.a, 9.1,	-	-	-	-	1	2	1	2	1	2	6

Sub Programme	Key Output	Key Performance Indicators	Linkages to SDG Targets*	Planned Targets and Indicative Budget (KSh. M)										Total Budget (KSh. M)
				Year 1		Year 2		Year 3		Year 4		Year 5		
				Target	Cost	Target	Cost	Target	Cost	Target	Cost	Target	Cost	
	upgraded	parks upgraded	9.4, 9.a, 9.b											
	Slaughter house rehabilitated	No. of slaughter houses rehabilitated	12.a, 9.1, 9.4, 9.a, 9.b	-	-	1	2	1	2	1	2	-	-	6
	Social Halls constructed	No. of Social Halls constructed	12.a, 9.1, 9.4, 9.a, 9.b	1	10	1	10	2	20	1	10	-	-	50
	Fire hydrants and assembling points installed	No. of fire hydrants and assembling points installed		10	1	10	1	10	1	10	1	10	1	5
	Recreational Areas established and maintained	No. of recreational areas established and maintained	11.7	1	2	1	2	1	2	1	2	1	2	10
	Sub-counties with Accommodative NMT and Street lighting	No. of sub-counties with Accommodative NMT and Street lighting	12.a, 9.1, 9.4, 9.a, 9.b	-	-	-	-	2	166	2	167	2	167	500
<b>Programme 6.6: Solid Waste Management</b>														
<b>Objective: To maintain a clean environment for Machakos residents</b>														
<b>Outcome: Healthy habitat</b>														
<b>SP 6.6.1 Solid Waste Management in</b>	Rakes procured	No. of rakes procured	6.a, 6.3, 11.6, 12.4,	500	0.2	500	0.2	500	0.2	500	0.2	500	0.2	1

Sub Programme	Key Output	Key Performance Indicators	Linkages to SDG Targets*	Planned Targets and Indicative Budget (KSh. M)										Total Budget (KSh. M)
				Year 1		Year 2		Year 3		Year 4		Year 5		
				Target	Cost	Target	Cost	Target	Cost	Target	Cost	Target	Cost	
municipalities and other sub counties			12.5											
	Wheelbarrows procured	No. of wheelbarrows procured		500	6.25	-	-	500	6.25	-	-	-	-	12.5
	Brooms procured	No. of brooms procured		500	1.5	500	1.5	500	1.5	500	1.5	500	1.5	7.5
	Protective gears procured	No. of protective gears procured		500	2	500	2	500	2	500	2	500	2	10
	Gumboots procured	No. of gumboots procured		400	0.48	-	-	400	0.48	-	-	400	0.48	1.44
	Safety boots procured	No. of safety boots procured		120	0.624	-	-	120	0.624	-	-	120	0.624	1.872
	Overalls procured	No. of overalls		800	0.96	-	-	800	0.96	-	-	800	0.96	2.88
	Helmets procured	No. of helmets procured		500	0.225	-	-	500	0.225	-	-	500	0.225	0.675
	Rain coats procured	No. of rain coats procured		500	0.65	-	-	500	0.65	-	-	500	0.65	1.95
	Dust masks packets procured	No. of dust masks packets procured		500	0.2	500	0.2	500	0.2	500	0.2	500	0.2	1
	Reflectors	No. of reflectors		500	0.1	-	-	500	0.1	-	-	500	0.1	0.3
	Goggles procured	No. of goggles procured		500	0.125	500	0.125	500	0.125	500	0.125	500	0.125	0.625
	Dust coats procured	No. of dust coats procured		500	0.6	500	0.6	500	0.6	500	0.6	500	0.6	3
	Industrial hand gloves procured	Industrial hand gloves procured		500	0.325	500	0.325	500	0.325	500	0.325	500	0.325	1.65
20 litre detergent	No. of 20 litre		500	0.6	500	0.6	500	0.6	500	0.6	500	0.6	3	



Sub Programme	Key Output	Key Performance Indicators	Linkages to SDG Targets*	Planned Targets and Indicative Budget (KSh. M)										Total Budget (KSh. M)
				Year 1		Year 2		Year 3		Year 4		Year 5		
				Target	Cost	Target	Cost	Target	Cost	Target	Cost	Target	Cost	
	procured	detergent procured												
	Tetanus jab procured	No. of tetanus jab procured		500	0.5	500	0.5	500	0.5	500	0.5	500	0.5	2.5
	Carts procured	Carts procured		20	0.5	-	-	-	-	-	-	-	-	0.5
	Slashers procured	No. of slashers procured		180	0.036	-	-	-	180	0.036	-	-	-	0.072
	Jembes procured	No. of jembes procured		500	0.25	-	-	500	0.25	-	-	500	0.25	0.75
	Pangas procured	No. of pangas procured		500	0.2	-	-	500	0.2	-	-	500	0.2	0.6
	Fork-jembes procured	No. of fork-jembes procured		500	0.25	-	-	500	0.25	-	-	500	0.25	0.75
	Shovels procured	No. of shovels procured		500	0.45	-	-	500	0.45	-	-	500	0.45	1.35
	Spades procured	No. of spades procured		500	0.3	-	-	500	0.3	-	-	500	0.3	0.9
	Hard brushes procured	No. of hard brushes procured		500	0.25	500	0.25	500	0.25	500	0.25	500	0.25	1.25
	Soft brushes procured	No. of soft brushes procured		500	0.25	500	0.25	500	0.25	500	0.25	500	0.25	1.25
	Mattocks procured	No. of mattocks procured		500	0.3	-	-	500	0.3	-	-	500	0.3	0.9
	Buckets & moppers procured	No. of buckets & moppers procured		200	0.1	-	-	200	0.1	-	-	200	0.1	0.3
	Land for a regional sanitary landfill procured	Acreage of land procured for a regional sanitary	6.a, 6.3, 11.6	12	60	-	-	-	-	-	-	-	-	60

Sub Programme	Key Output	Key Performance Indicators	Linkages to SDG Targets*	Planned Targets and Indicative Budget (KSh. M)										Total Budget (KSh. M)
				Year 1		Year 2		Year 3		Year 4		Year 5		
				Target	Cost	Target	Cost	Target	Cost	Target	Cost	Target	Cost	
		landfill	12.4, 12.5											
	Regional Sanitary landfills (Machakos New City Site, Matuu Town and Tala/Kangundo)	No. of Regional Sanitary landfills	6.a, 6.3, 11.6 12.4, 12.5	-	-	-	-	3	300	-	-	-	-	300
	Backhoes procured	No. of backhoes procured	6.a, 6.3, 11.6 12.4, 12.5	2	60	2	60	2	60	1	30	1	30	240
	7ton tractors for garbage collection procured	No. of 7ton tractors for garbage collection procured		-	-	-	-	4	102.86	6	154.29	4	102.86	360
	Vehicles procured	No. of vehicles procured		2	10	2	10	4	20	1	5	-	-	45
	Skip bins procured	No. of skip bins		20	3.6	30	5.4	100	18	30	5.4	20	3.6	36
	Skip loaders procured	No. of skip loaders procured		-	-	-	-	2	30	-	-	-	-	30
	Solid waste collected and discharged	Tonnage of solid waste collected and discharged	6.a, 6.3, 11.6 12.4, 12.5	130,000	20	155,000	20	80,000	20	200,000	20	265,000	20	100
	Cemetery facilities constructed	No. of cemetery facilities	6.a, 6.3, 11.6	-	-	-	-	1	75	-	-	-	-	75

Sub Programme	Key Output	Key Performance Indicators	Linkages to SDG Targets*	Planned Targets and Indicative Budget (KSh. M)										Total Budget (KSh. M)
				Year 1		Year 2		Year 3		Year 4		Year 5		
				Target	Cost	Target	Cost	Target	Cost	Target	Cost	Target	Cost	
	including crematorium & chapel in Machakos New City)	constructed including crematorium & chapel in Machakos New City	12.4, 12.5											
	Sewerage services and systems established	No. sewerage systems established	6.a, 6.3, 11.6 12.4, 12.5	2	300	2	300	2	300	2	300	2	300	1,500
	Waste Material Recovery Facilities established	No. of Waste Material Recovery Facilities established	6.a, 6.3, 11.6 12.4, 12.5	1	70	1	70	1	70	1	70	1	70	350
<b>Environment and Natural Resources Sub-sector</b>														
<b>Programme 6.7: Environment and Natural Resources Administration, Planning and Support Services</b>														
<b>Objective: To enhance efficiency and effectiveness in service delivery</b>														
<b>Outcome: Enhanced service delivery</b>														
<b>SP 6.7.1 Administrative Services</b>	Sub-county office blocks constructed and equipped	No. sub-county of office blocks constructed and equipped	7.b, 9.1, 9.4, 9.a, 9.b	1	5	2	10	4	20	2	10	1	5	50
	Administrative and surveillance vehicles procured	No. of administrative and surveillance vehicles procured	8.8	-	-	2	10	-	-	-	-	-	-	10
	Officers recruited	No. of officers recruited	8.8	4	4.5	-	-	-	-	-	-	-	-	4.5
	Staff compensated	% of staff compensated	8.8	100 %	20	100%	26	100 %	27	100 %	28	100%	29	130

Sub Programme	Key Output	Key Performance Indicators	Linkages to SDG Targets*	Planned Targets and Indicative Budget (KSh. M)										Total Budget (KSh. M)
				Year 1		Year 2		Year 3		Year 4		Year 5		
				Target	Cost	Target	Cost	Target	Cost	Target	Cost	Target	Cost	
	Sound Meters procured	No. of Sound Meters procured	8.8	10	50	-	-	-	-	-	-	-	-	50
	Public awareness barazas	No. of public awareness barazas	8.8	6	9	6	9	6	9	6	9	6	9	45
	Benchmarking trips done	No. of benchmarking trips done	8.8	1	3	1	3	1	3	1	3	1	3	15
	Local exposure trips	No. of local exposure trips	8.8	2	4	2	4	2	4	2	4	2	4	20
	Vehicles procured	No. of vehicles procured	8.8			3	15	-	-	-	-	-	-	15
	Vehicles maintained	No. of Vehicles maintained	8.8	4	2	7	3.5	7	3.5	7	3.5	7	3.5	16
	ICT equipment procured	No. of computers procured	8.8	5	0.8	5	0.9	5	0.9	-	-	-	-	2.65
		No. of laptops procured	8.8	5	0.8	5	0.9	5	0.9	-	-	-	-	2.65
	Printers procured	No. of printers procured	8.8	3	0.45	-	-	-	-	3	0.45	-	-	0.9
	Photocopiers Procured	No. of Photocopiers Procured	8.8	2	3.2	-	-	-	-	-	-	-	-	3.2
	Internet connection done	Rate of internet connection done	8.8	100%	1	100%	1	100%	1	100%	1	100%	1	5
	Stationary procured	No. of Stationary procured	8.8	100%	1.5	100%	1.5	100%	1.5	100%	1.5	100%	1.5	7.5
	Furniture sets procured	No. of furniture sets	8.8	15	3	10	2	-	-	-	-	-	-	5

Sub Programme	Key Output	Key Performance Indicators	Linkages to SDG Targets*	Planned Targets and Indicative Budget (KSh. M)										Total Budget (KSh. M)
				Year 1		Year 2		Year 3		Year 4		Year 5		
				Target	Cost	Target	Cost	Target	Cost	Target	Cost	Target	Cost	
		procured												
<b>Programme 6.8: Environment Management and Protection</b>														
<b>Objective: To enhance efficiency and effectiveness in service delivery</b>														
<b>Outcome: Enhanced service delivery</b>														
<b>SP 6.8.1: County Environmental Monitoring and Management</b>	County Environmental Committees capacity built	No. of County Environmental Committees capacity built	11.b, 13.1, 13.2, 13.3, 13.b	-	-	1	5	-	-	-	-	-	-	5
	Implementation of County Environment Action Plans done	Percentage Implementation of County Environment Action Plans done	11.b, 13.1, 13.2, 13.3, 13.b	5%	6	30%	6	70%	6	90%	6	100%	6	30
	Operationalization of county laws, policies and legislations	Percentage operationalization of county laws, policies and legislations	17.13, 17.4	20%	1	40%	1	60%	2	70%	1	90%	1	6
<b>SP 6.8.2: Water Catchment Area Protection, Rehabilitation and Conservation</b>	Catchment areas rehabilitated and conserved	Percentage of catchment areas rehabilitated and conserved	11.b, 13.1, 13.2, 13.3, 13.b	20%	5	50%	5	60%	5	70%	5	80%	5	25
	Increased forest cover	Proportion of land covered by forest	11.b, 13.1, 13.2, 13.3, 13.b	4%	10	4.5%	10	5.5%	10	6%	10	7%	10	50
	Rehabilitated degraded areas	No. of degraded areas rehabilitated	11.b, 13.1, 13.2, 13.3, 13.b	20	10	20	10	20	10	20	10	20	10	50

Sub Programme	Key Output	Key Performance Indicators	Linkages to SDG Targets*	Planned Targets and Indicative Budget (KSh. M)										Total Budget (KSh. M)
				Year 1		Year 2		Year 3		Year 4		Year 5		
				Target	Cost	Target	Cost	Target	Cost	Target	Cost	Target	Cost	
	TIPs Signed and implemented on the devolved forestry functions	Percentage of TIPs signed and implemented on the devolved forestry functions	11.b, 13.1, 13.2, 13.3, 13.b	10%	5	30%	5	60%	5	80%	5	100%	5	25
	Surveyed and fenced county forests	No. of surveyed and fenced county forests	13.1, 13.2, 13b	1	15	1	15	1	15	1	15	1	15	75
	Buffer zones set in gazetted forests	No. of buffer zones set in gazetted forests	11.b, 13.1,f 13.2, 13.3, 13.b	-	-	1	15	-	-	-	-	-	-	15
	Buffer zones set in national parks	No. of buffer zones set in national parks	11.b, 13.1, 13.2, 13.3, 13.b	-	-	1	15	-	-	-	-	-	-	15
	Riparian reserves set in rivers and tributaries	No. of riparian reserves set in rivers and tributaries	11.b, 13.1, 13.2, 13.3, 13.b	-	-	2	10	2	10	2	10	-	-	30
	Demarcated wildlife corridor/conservation areas	No. of Demarcated wildlife corridor /conservation areas	11.b, 13.1, 13.2, 13.3, 13.b	3	3	-	-	-	-	-	-	-	-	3
<b>SP 6.8.3 Commercial</b>	Area under commercial forest	Acreage under commercial		100	10	100	10	100	10	100	10	100	10	50

Sub Programme	Key Output	Key Performance Indicators	Linkages to SDG Target s*	Planned Targets and Indicative Budget (KSh. M)										Total Budget (KSh. M)
				Year 1		Year 2		Year 3		Year 4		Year 5		
				Target	Cost	Target	Cost	Target	Cost	Target	Cost	Target	Cost	
Forestry and Agroforestry	established	forest established.												
<b>Climate Change Sub-sector</b>														
<b>Programme 6.9: Locally-led Ward Climate Change Development Projects</b>														
<b>Objective: To mitigate effects of climate change</b>														
<b>Outcome: Improved livelihoods and environment</b>														
<b>SP 6.9.1: Locally-led County Climate Change Adaptation Programs</b>	Weirs constructed	No. of weirs constructed	6.1, 6.5, 6b	15	30	15	30	15	30	15	30	15	30	150
	Water distributed for domestic and irrigation	Kilometers of water distributed for domestic and irrigation use	6.1, 6.5, 6b	20	30	20	30	20	30	20	30	20	30	150
<b>SP 6.9.2 County Mitigation Programmes</b>	Tree seedlings grown	No. of tree seedlings grown	15.1, 15.2, 15.3, 15.5	10,000	1	10,000	1	10,000	1	10,000	1	10,000	1	5
	Tree nurseries established/funded	No. of tree nurseries established/funded	15.1, 15.2, 15.3, 15.5	10	5	10	5	10	5	10	5	10	5	25
	No. of Water harvesting infrastructure constructed- 100m <sup>3</sup> in public institutions	No. of Water harvesting infrastructure constructed - 100m <sup>3</sup> in public institutions	6.1, 6.5, 6b	9	13.5	9	13.5	9	13.5	9	13.5	9	13.5	67.5
	Clean cooking stoves distributed	No. of clean cooking stoves distributed	7.1, 7.3, 7b	800	4	800	4	800	4	800	4	800	4	20
	Solar lanterns distributed	No. of solar lanterns	7.1, 7.3, 7b	800	1.6	800	1.6	800	1.6	800	1.6	800	1.6	8

Sub Programme	Key Output	Key Performance Indicators	Linkages to SDG Targets*	Planned Targets and Indicative Budget (KSh. M)										Total Budget (KSh. M)
				Year 1		Year 2		Year 3		Year 4		Year 5		
				Target	Cost	Target	Cost	Target	Cost	Target	Cost	Target	Cost	
		distributed												
	County establishments powered using solar	No. of County establishments powered using solar energy	7.1, 7.3, 7b	2	10	2	10	2	10	2	10	2	10	50
<b>SP 6.9.3: Climate Change Adaptation and Resilience Strategies</b>	Campaigns on use renewable energy done	No. of campaigns on use renewable energy done	11.b, 13.1, 13.2, 13.3, 13.b	15	15	15	15	15	15	15	15	15	15	75
	County Climate Change Action Plans implemented	Percentage of County Climate Change Action Plans implemented	11.b, 13.1, 13.2, 13.3, 13.b	40%	5	60%	5	70%	5	80%	5	100%	5	25
<b>Programme 6.10: Climate Change Administration, Planning and Support Services</b>														
<b>Objective: To enhance efficiency and effectiveness in service delivery</b>														
<b>Outcome: Enhanced service delivery</b>														
<b>SP 6.10.1 Administration, Planning and Support Services</b>	Office blocks constructed and equipped	No. of office blocks constructed and equipped	7.b, 9.1, 9.4, 9.a, 9.b	2	10	-	-	-	-	-	-	-	-	10
	Administrative and surveillance vehicles procured	No. of administrative and surveillance vehicles procured	8.8	-	-	2	10	-	-	-	-	-	-	10
	Officers recruited	No. of officers recruited	8.8	15	15	-	-	-	-	-	-	-	-	15
	Amount compensated to staff	Amount compensated to staff	8.8		20		37		39		40		42	178



Sub Programme	Key Output	Key Performance Indicators	Linkages to SDG Targets*	Planned Targets and Indicative Budget (KSh. M)										Total Budget (KSh. M)
				Year 1		Year 2		Year 3		Year 4		Year 5		
				Target	Cost	Target	Cost	Target	Cost	Target	Cost	Target	Cost	
	No. of trainings conducted	No. of trainings conducted	8.8	3	7.5	3	7.5	3	7.5	3	7.5	3	7.5	37.5
	Climate change institutions supported	No. of climate change institutions supported	8.8	45	13.5	45	13.5	45	13.5	45	13.5	45	13.5	67.5
	Benchmarking trips done	No. of benchmarking trips done	8.8	1	3	1	3	1	3	1	3	1	3	15
	Local exposure trips	No. of local exposure trips	8.8	1	2	1	2	1	2	1	2	1	2	10
	Vehicles procured	No. of vehicles procured	8.8	-	-	3	10.5	-	-	-	-	-	-	10.5
	Vehicles maintained	No. of Vehicles maintained	8.8	4	1	7	1.75	7	1.75	7	1.75	7	1.75	8
	ICT equipment procured	No. of computers procured	8.8	5	0.8	5	0.9	5	0.95	-	-	-	-	2.65
		No. of laptops procured	8.8	5	0.8	5	0.9	5	0.95	-	-	-	-	2.65
	Printers procured	No. of printers procured	8.8	3	0.45	-	-	-	-	3	0.45	-	-	0.9
	Photocopiers Procured	No. of Photocopiers Procured	8.8	1	1.2	-	-	-	-	-	-	-	-	1.2
	Internet connection done	Rate of internet connection done	8.8	100%	0.5	100%	0.5	100%	0.5	100%	0.5	100%	0.5	2.5
	Stationary procured	Percentage of Stationery procured	8.8	100%	1	100%	1	100%	1	100%	1	100%	1	5

Sub Programme	Key Output	Key Performance Indicators	Linkages to SDG Targets*	Planned Targets and Indicative Budget (KSh. M)										Total Budget (KSh. M)
				Year 1		Year 2		Year 3		Year 4		Year 5		
				Target	Cost	Target	Cost	Target	Cost	Target	Cost	Target	Cost	
	Furniture sets procured	No. of furniture sets procured	8.8	15	3	10	2	-	-	-	-	-	-	5

#### 4.2.1.7 Public Administration Sector Programmes

Table 17: Public Administration Sector Programmes

Sub Programme	Key Output	KPI	Linkage to SDG	Planned Targets and Indicative Budget (KSh. M)										Total budget		
				Year 1		Year 2		Year 3		Year 4		Year 5				
				Target	Cost	Target	Cost	Target	Cost	Target	Cost	Target	Cost			
<b>Office of the Governor</b>																
<b>Programme 7.1: Leadership, Supervisory and Coordination</b>																
<b>Objective: To increase efficiency and effectiveness in service delivery</b>																
<b>Outcome: Increased efficiency and effectiveness in service delivery</b>																
<b>SP 7.1.1: Coordination and Support Services</b>	Performance review conducted	No. of performance reviews conducted	16.6	11	5	1	5	1	5	1	5	1	5	1	5	25
	Developed data board	Data board developed	16.6, 16.7, 16.10	-	-	100%	1	-	-	-	-	-	-	-	-	1
	Disseminated public policies	% of Policies disseminated to the public	10.3, 10.4, 12.7, 16.7, 16.10	100%	5	100%	5	100%	5	100%	5	100%	5	100%	5	25
<b>SP 7.1.2 Public Participation</b>	Sensitization of Public Participation Guidelines and Complaints and feedback mechanism	No. of sensitization forums held	12.7, 16.6, 16.7, 16.10, 17.17	4	4	4	4	4	4	4	4	3	4	2	17	
	Sign language interpreters engaged during public meetings	% of public meetings where sign language interpreters are engaged	10.2, 16.10	100%	1	100%	1	100%	1	100%	1	100%	1	100%	1	5
	Public participation	No. of public	12.7, 16.6,	20	1	20	1	20	1	20	1	20	1	20	1	50

Sub Programme	Key Output	KPI	Linkage to SDG	Planned Targets and Indicative Budget (KSh. M)										Total budget
				Year 1		Year 2		Year 3		Year 4		Year 5		
				Target	Cost	Target	Cost	Target	Cost	Target	Cost	Target	Cost	
	forums documented	participation forums documented	17.14, 17.17		0		0		0		0		0	
SP 7.1.3 Special Programmes	Emergencies responded timely	% of emergencies responded to timely	11 b	100 %	60	100 %	60	100 %	60	100 %	60	100 %	60	300
	Developed disaster risk profile for the County	Disaster risk profile for the County	11 b	-	-	1	20	-	-	-	-	-	-	20
	Implementation of disaster mitigation and preparedness plans	No. of sensitization forums on disaster mitigation and preparedness.	11 b	1	5	-	3	-	2	-	-	-	-	10
	Disaster management stakeholders' engagements forums held	No. of disaster management stakeholders' engagements forums held	16.7, 16.10	1	5	1	5	1	5	1	5	1	5	25
<b>Programme 7.2: Policy Formulation</b>														
<b>Objective: To coordinate policy formulation and implementation</b>														
<b>Outcome: Effective service delivery</b>														
SP 7.2.1: Cabinet Services	Interdepartmental strategic policies developed	% of interdepartmental strategic policies developed	8.8, 10.3, 10.4	100 %	5	100 %	5	100 %	5	100 %	5	100 %	5	25
<b>Programme 7.3: Administration and Support Services</b>														
<b>Objective: To facilitate smooth running of departmental operations</b>														
<b>Outcome: Improved performance and service delivery</b>														
SP 7.3.1: Administration and Support Services	Employees compensated	% of employees compensated	8.3, 8.5, 8.6, 8.7, 8.8, 10.2, 16.6	100 %	57	100 %	59	100 %	61	100 %	64	100 %	66	307
	Infrastructure procured (ICT, Furniture, Renovations and stationeries)	No. of Infrastructure procured (ICT, Furniture, Renovations and stationeries)	9.4	1	5	1	5	1	5	1	5	1	5	25
	Advertisement procured	% of advertisement	16.10	100	5	100	5	100	5	100	5	100	5	25

Sub Programme	Key Output	KPI	Linkage to SDG	Planned Targets and Indicative Budget (KSh. M)										Total budget
				Year 1		Year 2		Year 3		Year 4		Year 5		
				Target	Cost	Target	Cost	Target	Cost	Target	Cost	Target	Cost	
		procured		%		%		%		%		%		
	Staff trainings conducted	No. of staff trainings conducted	10.3	5	3	5	3	5	3	5	5	3	5	15
7.3.2: Fleet management	Vehicles procured	No. of vehicles procured	8.5, 8.8	5	20	3	12	3	12	3	12	3	12	68
	Vehicles maintained	% of vehicles maintained	16.6	100%	20	100%	20	100%	20	100%	20	100%	20	100
7.3.3: Surveillance Management	CCTV cameras procured and installed & CCTV Control room established	No. of CCTV cameras procured & installed	9.4, 16.10	20	2	-	-	-	-	-	-	-	-	2
		% of CCTV control room established	9.4, 16.10	100%	5	-	-	-	-	-	-	-	-	5
<b>Economic Planning</b>														
<b>Programme 7.4: County planning</b>														
<b>Objective: To determine feasible programmes and their contribution to the National plan</b>														
<b>Outcome: Sustainable and feasible programmes</b>														
SP Development Planning	Approved CIDP III	CIDP III developed	8.1, 8.2, 13.2	1	10	-	-	-	-	-	-	-	-	10
	CADP 2024/2025 developed and approved by CA	No. of ADPs developed	8.1, 8.2, 13.2	1	5	1	5	1	5	1	5	1	5	25
	Sector plans developed	No. of Sectors plans developed	8.1, 8.2, 13.2	8	35	-	-	-	-	-	-	-	-	35
	Spatial plan developed (collaboration with the department of lands and physical planning) 2023 – 2027	No. of spatial plan	13.2	1	5	-	-	-	-	-	-	-	-	5
	Urban plans developed (collaboration with the Department of Urban Development) 2023 - 2027	No. of urban plans developed	13.2	3	3	-	-	-	-	-	-	-	-	3
<b>Programme 7.5: Public Participation</b>														

Sub Programme	Key Output	KPI	Linkage to SDG	Planned Targets and Indicative Budget (KSh. M)												Total budget
				Year 1		Year 2		Year 3		Year 4		Year 5				
				Target	Cost	Target	Cost	Target	Cost	Target	Cost	Target	Cost			
<b>Objective: To encourage the public to have meaningful contribution into the development plans</b>																
<b>Outcome: Public Meaningful input into the decision-making process.</b>																
<b>SP 7.5.1: Public participation on CIDP, ADP, CFSP, Budget, Finance bill</b>	Public Participation conducted	No. of public participation forums conducted.	17.17	3	20	3	20	3	20	3	20	3	20	3	20	100
<b>Programme 7.6: Monitoring &amp; Evaluation</b>																
<b>Objective: To assess progress made towards achieving expected results</b>																
<b>Outcome: Improved implementation</b>																
<b>SP 7.6.1: Monitoring &amp; Evaluation</b>	Flagship and major projects monitored	No. of Flagship and major projects monitored	17.16, 17.18	4	2	4	2	4	2	4	2	4	2	4	2	10
	Annual evaluation report	No. of annual evaluation reports	17.16, 17.18	1	5	1	5	1	5	1	5	1	5	1	5	25
	CIMES integration	No. of CIMES integration	17.16, 17.18	-	-	1	15	-	-	-	-	-	-	-	-	15
<b>Programme 7.7: Statistical Services</b>																
<b>Objective: To promote the collection, compilation, tabulation, analysis and publication of Statistics</b>																
<b>Outcome: Evaluated outcomes and informed decisions</b>																
<b>SP 7.7.1 Statistical Production</b>	County Statistical Abstract 2023 developed	No. of statistical abstract developed	17.16, 17.18	1	8	1	5	1	5	1	5	1	5	1	5	28
	Quarterly statistical bulletin and fact sheets developed	No. of Quarterly statistical bulletin and fact sheets developed	17.16, 17.18	4	2	4	2	4	2	4	2	4	2	4	2	10
	Feasibility studies conducted	No. of feasibility studies conducted	17.18	5	3	5	3	5	3	5	3	5	3	5	3	15
	Socio – economic surveys conducted	No. of Socio – economic surveys conducted	17.16, 17.18	1	3	1	3	1	3	1	3	1	3	1	3	15

Sub Programme	Key Output	KPI	Linkage to SDG	Planned Targets and Indicative Budget (KSh. M)										Total budget
				Year 1		Year 2		Year 3		Year 4		Year 5		
				Target	Cost	Target	Cost	Target	Cost	Target	Cost	Target	Cost	
	Statistical Programmes procured (SPSS)	No. of statistical programmes procured (SPSS)	9.4	-	-	1	10	-	-	-	-	-	-	10
<b>Programme 7.8: County Progress Reporting</b>														
<b>Objective: They help to manage projects and secure funding</b>														
<b>Outcome: Improved practices and activities</b>														
<b>SP 7.8.1: Development Reporting</b>	Reviewed development priorities in CIDP III in 2025 (Mid-term)	No. of Mid Term Review repots of the CIDP III	17.16, 18.18	-	-	-	-	1	20	-	-	-	-	20
	Reviewed sector performance in CIDP III (End-term)	No. of End Term Review of the CIDP III	17.16, 17.18	-	-	-	-	-	-	-	-	1	10.9	10.9
	Quarter Progress Reports developed	No. of Quarter Progress Reports developed	17.16, 17.18	4	1	4	1	4	1	4	1	4	1	5
	Annual progress reports developed	No. of Annual progress reports developed	17.16, 17.18	1	2	1	2	1	2	1	2	1	2	10
<b>Programme 7.9: Resources mobilization</b>														
<b>Objective: To increase external resources</b>														
<b>Outcome: Increased development resources</b>														
<b>SP 7.9.1: Resources mobilization</b>	On board development partners (Mobilize external resources to supplement revenue)	No. of development partners on board	13.a, 13.b, 17.3	2	3	2	3	2	3	2	3	-	-	12
<b>Programme 7.10: Policy Development</b>														
<b>Objective: To provide guidance, consistency, accountability, efficiency, and clarity on operations</b>														
<b>Outcome: Improved service delivery</b>														
<b>SP 7.10: Policy Development</b>	Comprehensive Sound policies in place	No. of comprehensive Sound policies in place	5	10	5	-	-	-	-	-	-	-	-	5
<b>Programme 7.11: Reactivation of the County Information and Documentation Centre (CIDC)</b>														

Sub Programme	Key Output	KPI	Linkage to SDG	Planned Targets and Indicative Budget (KSh. M)										Total budget		
				Year 1		Year 2		Year 3		Year 4		Year 5				
				Target	Cost	Target	Cost	Target	Cost	Target	Cost	Target	Cost			
<b>Objective: To provide a conducive environment for research and information development</b>																
<b>Outcome: Vibrant county information and documentation centre</b>																
SP 7. 11.1: CIDs Management	Rehabilitated CIDC	No. of CIDC rehabilitated	8.5, 8.8	1	10	-	-	-	-	-	-	-	-	-	10	
	Digitized CIDs information resources	No. of digitized CIDs information resources	9.4	1	10	-	-	-	-	-	-	-	-	-	10	
<b>Programme 7.12: Administration and Support Services</b>																
<b>Objective: To enhance efficiency and effectiveness in service delivery</b>																
<b>Outcome: Improved service delivery</b>																
SP 7. 12.1: Administration and Support Services	Employees compensated	% of employees compensated	8.3, 8.5, 8.6, 8.7, 8.8, 10.2, 16.6	100%	11	100%	11	100%	12	100%	12	100%	13	100%	13	59
	Computers & accessories procured (Laptops, Computers, Printers etc.)	No. of Computers & accessories procured (Laptops, Computers, Printers etc.)	9.4	10	2	10	2	10	2	10	2	10	2	10	2	10
	Vehicles procured	No. of vehicles procured	8.3	-	-	2	7	2	7	-	-	-	-	-	-	14
	Trained and capacity-built staff	% of trained and capacity-built staff	4.4, 4.5, 8.5, 8.8	100%	2	100%	2	100%	2	100%	2	100%	2	100%	2	10
	Team building conducted	No. of team building conducted	8.3	1	1	1	1	1	1	1	1	1	1	1	1	5
	Local and international Benchmarking visits conducted	No. of benchmarking visits conducted	10.1,10.2, 10.3, 10.4, 17.17	1	2	2	4	2	4	2	4	2	4	2	4	18
	CSR initiatives Conducted	No. of CSR initiatives conducted	8.3	1	1	1	1	1	1	1	1	1	1	1	1	5
<b>Finance Services</b>																
<b>Programme 7.13: Human Resource Management and Support Services</b>																
<b>Objective: To enhance efficiency and effectiveness in service delivery</b>																

Sub Programme	Key Output	KPI	Linkage to SDG	Planned Targets and Indicative Budget (KSh. M)										Total budget		
				Year 1		Year 2		Year 3		Year 4		Year 5				
				Target	Cost	Target	Cost	Target	Cost	Target	Cost	Target	Cost			
<b>Outcome: Efficiency and effectiveness in executing the departmental mandate</b>																
SP 7. 13.1 Human Resource Management	Training conducted	No. of trainings conducted	8.3	2	5	2	5	2	5	2	5	2	5	25		
	Customer satisfaction	% of Customer satisfaction	8.3	100%	0.5	100%	0.5	100%	0.5	100%	0.5	100%	0.5	2.5		
<b>Programme 7.14: Public Financial Service Management</b>																
<b>Objective: To enhance prudent, financial and fiscal management</b>																
<b>Outcome: Enhanced transparency and accountability in the utilization &amp; management of public financial resources</b>																
SP 7. 14.1: Budget Management	Annual County budgets and reports prepared and submitted timely	No. of consolidated County Budgets	8.3	1	5	1	5	1	5	1	5	1	5	25		
		No. of public participation forums held	16.6, 17.14, 17.17	3	4	3	4	3	4	3	4	3	4	3	4	150
		No. of supplementary budgets	8.3	2	6	2	6	2	6	2	6	2	6	2	6	30
		Budget implementation reports	8.3	4	6	4	6	4	6	4	6	4	6	4	6	30
		No. of County Fiscal Strategy Papers	8.3	1	2	1	2	1	2	1	2	1	2	1	2	10
		No. of County Budget Review Outlook Papers	8.3	1	2	1	2	1	2	1	2	1	2	1	2	10
SP 7. 14.2: Accounting services	Financial statements prepared	No. of financial statements prepared	8.3	90	7.5	90	8	90	9.5	90	10	90	10	45		
	Expenditure returns prepared	No. of expenditure returns prepared	8.3	16	1.5	16	1.5	16	2	16	2	16	2	9		
	Revenue returns prepared	No. of revenue returns prepared	8.3	16	1.3	16	1.3	16	1.3	16	1.3	16	1.3	6.5		
	Exchequer Requisitions	No. of requisitions approved	8.3	144	1.5	144	1.5	144	1.5	150	2	150	2	8.5		
	Payments processed	No. of payment processed	8.3	6,500	2.4	6,500	2.4	6,500	2.4	6,500	2.4	6,500	2.4	12		
	Assets and Liabilities	No. of assets and	8.3	24	0.	24	0.	24	0.	24	0.	24	0.	4		



Sub Programme	Key Output	KPI	Linkage to SDG	Planned Targets and Indicative Budget (KSh. M)										Total budget		
				Year 1		Year 2		Year 3		Year 4		Year 5				
				Target	Cost	Target	Cost	Target	Cost	Target	Cost	Target	Cost			
	reports prepared	liabilities reports prepared			8		8		8		8		8			
<b>Programme 7.15: Administrative Services</b>																
<b>Objective: To enhance efficiency and effectiveness in public finance management</b>																
<b>Outcome: Efficiency and effectiveness in executing the department's mandate</b>																
<b>SP 7. 15.1 Administrative Services</b>	Professional trainings for staff and staff motivation	No. of Professional trainings for staff and staff motivation	8.3	5	5	5	5	5	5	5	5	5	5	25		
	Motor Vehicles procured	No. of Vehicles Procured	8.3	-	-	2	1	1	5	1	1	2	-	-	27	
	Staff bus procured	No. of staff busses procured	8.3	-	-	1	1	-	-	-	-	-	-	-	16	
	Office Equipment and Supplies procured	No. of office equipment and Supplies procured	8.3	9	4	15	5	15	5	5	5	5	5	5	24	
	Employees compensated	% of employees compensated	8.3, 8.5, 8.6, 8.7, 8.8, 10.2, 16.6	100%	1	100%	1	100%	1	100%	1	100%	1	100%	1	719
	Renovated county Headquarters	% of renovated county Headquarters	8.3	-	-	100%	1	-	-	-	-	-	-	-	10	
<b>Procurement Unit</b>																
<b>Programme 7.16: Asset Management</b>																
<b>Objective: To ensure that there is proper database and asset ownership in the county</b>																
<b>Outcome: Asset register</b>																
<b>SP 7. 16.1 Asset Management</b>	Assets tagged	No. of tagged assets	8.3, 12.7	100	3	100	3	200	3	100	3	100	3	15		
	Assets valued and disposed	No. of assets valued and disposed	8.3, 12.7	100	3	100	3	200	3	100	3	100	3	15		
	Assets disposed	No. of assets disposed	8.3, 12.7	4	2	4	2	4	2	4	2	4	2	10		
	Established Asset Committee	No. of Established Asset Committee	8.3, 12.7	4	1	4	1	4	1	4	1	4	1	5		
<b>Programme 7.17: E-Procurement</b>																

Sub Programme	Key Output	KPI	Linkage to SDG	Planned Targets and Indicative Budget (KSh. M)										Total budget
				Year 1		Year 2		Year 3		Year 4		Year 5		
				Target	Cost	Target	Cost	Target	Cost	Target	Cost	Target	Cost	
<b>Objective: To automate all procurement processes in the entire County</b>														
<b>Outcome: Timely contract delivery</b>														
<b>SP 7. 17.1: E-sourcing</b>	Timely contract awarded	No. of timely contract awarded	12.7	200	1	200	1	300	2	300	2	300	2	8
<b>Programme 7.18: Training and Capacity building</b>														
<b>Objective: To promote equal training opportunities</b>														
<b>Outcome: Improved performance and service delivery</b>														
<b>SP 7. 18.1: Training and Capacity building</b>	Training conducted on contract management	No. of Training conducted on contract management	16.6	4	3	4	3	4	3	4	3	4	3	15
<b>Programme 7.19: Record Management</b>														
<b>Objective: Eliminate record keeping redundancies</b>														
<b>Outcome: Effective record management</b>														
<b>SP 7. 19.1: Records Management</b>	Records automated	No. of records automated	8.3, 12.7	300	3	200	2	100	1	100	1	200	2	9
<b>Audit Unit</b>														
<b>Programme 20: Training and Team building</b>														
<b>Objective: To promote equal training opportunities</b>														
<b>Outcome: Improved performance and service delivery</b>														
<b>SP 7. 20.1: Staff Training</b>	Trained staff	No. of trained staff	4.4, 4.7	15	2	15	2	15	2	15	2	15	2	10
	Conducted team building	No. of team building conducted	8.3	1	1	1	1.2	1	1.5	1	2	1	2.5	8.2
<b>Programme 7.21: Internal Control Systems</b>														
<b>Objective: To help safeguard an organization to minimize risks and ensure accuracy of records</b>														
<b>Outcome: Enhanced transparency and accountability in the utilization &amp; management of public financial resources</b>														
<b>SP 7.21.1: Internal Control</b>	Fraud investigations conducted	No. of fraud investigation reports conducted	8.3	4	2	6	3	-	-	5	2.5	3	1.5	9

Sub Programme	Key Output	KPI	Linkage to SDG	Planned Targets and Indicative Budget (KSh. M)										Total budget
				Year 1		Year 2		Year 3		Year 4		Year 5		
				Target	Cost	Target	Cost	Target	Cost	Target	Cost	Target	Cost	
<b>Management</b>	Assets check and assessment conducted	No. of assets check and assessment conducted	8.3	2	2	-	-	1	1	1	1	-	-	4
<b>SP 7.21.3: Financial Records management</b>	Accuracy and completeness of records reports prepared	No. of accuracy and completeness of records reports prepared	8.3	2	1	-	-	2	1	-	-	-	-	2
<b>Programme 7.22: Risk Management</b>														
<b>Objective: To identify organizations risks in critical business process and to mitigate the risks</b>														
<b>Outcome: Identification of risks</b>														
<b>SP 7. 22.1: Risk Management</b>	Risks analysis and responses conducted	No. of risks analysis and responses conducted	8.3	2	1	-	-	-	-	-	-	2	1	2
<b>Programme 7.23: Assets management</b>														
<b>Objective: To monitor and report the assets</b>														
<b>Outcome: To provide improvement on current process of management</b>														
<b>SP 7. 23.1: Assets management</b>	Tangible assets report prepared	No. of tangible assets reports prepared	8.3	1	1	-	-	-	-	-	1	1	-	2
<b>Programme 7.24: Administrative Services</b>														
<b>Objective: To promote audit processes &amp; provide staff with a convenient working environment</b>														
<b>Outcome: Improved performance and efficiency on reporting and enhanced service delivery</b>														
<b>SP 7. 24.1 Administrative Services</b>	Motor vehicle procured	No. of motor vehicle procured	8.3	2	8	-	-	2	8	-	-	-	-	16
	Stationery acquired	% of stationeries acquired	8.3	100%	3	100%	3	100%	3	100%	3	100%	3	15
<b>SP 7.24.2 ICT Infrastructure</b>	Procured laptops and desktops	No. of laptops and desktops procured	8.3	18	3	-	-	-	-	-	-	15	2.6	5.6
	Audit management system procured	No. of audit management system procured	8.3	1	15	-	-	-	-	-	-	-	-	15

Sub Programme	Key Output	KPI	Linkage to SDG	Planned Targets and Indicative Budget (KSh. M)										Total budget
				Year 1		Year 2		Year 3		Year 4		Year 5		
				Target	Cost	Target	Cost	Target	Cost	Target	Cost	Target	Cost	
<b>Revenue Management</b>														
<b>Programme 7.25: Revenue Management</b>														
<b>Objective: To enhance own source revenue and management</b>														
<b>Outcome: Increased own source revenue and set targets achieved</b>														
<b>SP 7. 26.1 Revenue Management</b>	Own source revenue collected	Amount of own source revenue collected	17.1	1.7	1	1.79	1	1.87	1	1.97	1	2.1	1	60
	Revenue mapping, mapping review & End-term review conducted	No. of revenue mapping review conducted	17.1	1	3	1	1	1	1	1	1	1	1	70
	Identified new revenue streams adopted	% of identified new revenue streams	17.1	100%	2	100%	2	100%	2	100%	2	100%	2	10
<b>SP 7. 26.2 Revenue Enforcement</b>	RRIs conducted	No. of RRIs conducted	17.1 & 17.14	4	2	4	2	4	2	4	2	4	2	50
	Revenue enforcement vehicles procured	No. of revenue enforcement vehicles procured	17.1 & 17.14	5	2	6	3	6	3	5	2	5	2	135
<b>SP 7. 26.3 Infrastructure development</b>	Sub county Offices constructed	No. of sub county offices constructed	9.1	1	1	1	1	1	1	1	1	1	1	50
	Sub county offices furnished	No. of Sub County offices furnished	9.1	1	2	1	2	1	2	1	2	1	2	10
	Upgrade and maintenance of ICT equipment's conducted	% of upgrade and maintenance of ICT equipment's conducted	9.4	100%	1	100%	1	100%	1	100%	1	100%	1	5
	Revenue Management system review, upgrade & maintenance conducted	No. of revenue management system review, upgrade & maintenance conducted	17.1	100%	5	100%	5	100%	5	100%	5	100%	5	25
<b>SP 7. 26.4 Compliance enhancement</b>	Finance Acts prepared	No. of County Finance Acts prepared	8.3	1	1	1	1	1	1	1	1	1	1	60
	Revenue collection civic engagement conducted	No. of revenue collection civic engagement conducted	17.16	4	1	4	1	4	1	4	1	4	1	50

Sub Programme	Key Output	KPI	Linkage to SDG	Planned Targets and Indicative Budget (KSh. M)										Total budget
				Year 1		Year 2		Year 3		Year 4		Year 5		
				Target	Cost	Target	Cost	Target	Cost	Target	Cost	Target	Cost	
<b>Programme 7.27: Administration and Support Services</b>														
<b>Objective: To facilitate smooth running of departmental operations</b>														
<b>Outcome: Improved performance and service delivery</b>														
SP 7. 27.1 Administration and Support Services	Employees compensated	% of employees compensated	8.3, 8.5, 8.6, 8.7, 8.8, 10.2 & 16.6	100%	192	100%	200	100%	208	100%	216	100%	225	1,041
	ICT equipment's and accessories procured (Computers, Printers, Projector, tonners, CCTV cameras etc.)	No. of ICT equipment's and accessories procured (Computers, Printers, Projector, tonners etc.) procured	9.4 & 17.16	100%	5	100%	3	100%	3	100%	3	100%	3	17
	Office furniture procured	% of office furniture procured	8.8	100%	5	100%	5	100%	5	-	-	-	-	15
	Digital staff ID cards procured	% of digital staff ID cards procured	12.7	100%	5	100%	1	100%	1	100%	1	100%	1	9
	Service charter developed	No. of service charter developed	16.6, 17.1, 17.14, 17.17 & 17.19	1	10	-	-	-	-	-	-	-	-	10
	Revenue clerks recruited	No. of revenue clerks recruited	8.5, 8.8, 17.1, 17.14, 17.17 & 17.19	450	162	-	-	-	-	-	-	-	-	162
	Revenue clerks work attires procured	No. of Revenue clerks work attires procured	8.8	1,000	205	1,000	205	1,000	205	1,000	205	1,000	205	12.5
	Capacity Building programmes conducted	% of capacity building programmes conducted	4.4, 4.5, 17.1, 17.14, 17.17, 17.19, 8.5 & 8.8	100%	10	-	-	-	-	100%	10	-	-	20
	CSR initiatives	No. of CSR initiatives	8.3	100	2	100	2	100	2	100	2	100	2	10

Sub Programme	Key Output	KPI	Linkage to SDG	Planned Targets and Indicative Budget (KSh. M)										Total budget
				Year 1		Year 2		Year 3		Year 4		Year 5		
				Target	Cost	Target	Cost	Target	Cost	Target	Cost	Target	Cost	
	conducted	conducted		%		%		%		%		%		
	Benchmarking visits conducted	No. of benchmarking visits conducted	10.1, 10.2, 10.3, 10.4 & 17.17	1	2	1	2	1	2	1	2	1	2	10
	Advertisements conducted	No. of advertisements conducted	16.6 & 17.17	4	4	4	4	4	4	4	4	4	4	20
	Printing services procured	% of printing services procured	16.6	100%	8	100%	8	100%	8	100%	8	100%	8	40
<b>SP 7. 27.2 Fleet management</b>	Resources procured (Fuel, Maintenance & Insurance etc.)	% of resources procured (Fuel, Maintenance & Insurance etc.)	16.6	100%	15	100%	15	100%	15	100%	15	100%	15	75
	Revenue branded vehicles	% of revenue branded vehicles	16.5 & 17.1 16.10	100%	2	100%	2	100%	2	100%	2	100%	2	10
<b>Public Service &amp; Performance Management</b>														
<b>Programme 7.28: Training, Research and Development</b>														
<b>Objective: To promote equal training opportunities</b>														
<b>Outcome: Improved performance and service delivery</b>														
<b>SP 7. 28.1 Capacity Building</b>	Staff training & internships conducted	No. of staff training & Internships conducted	4.4 & 4.5	35	5	35	5	35	5	35	5	35	5	25
	Capacity Building programmes for HROs, DHRAC and CHRAC conducted	No. of Capacity Building programmes for HROs, DHRAC and CHRAC conducted	4.4, 4.5, 8.5 & 8.8	3	8	3	8	3	8	3	8	3	8	40
<b>Programme 7.29: Team Management &amp; CSR Initiatives</b>														
<b>Objective: To ensure implementation of Team Management Programmes</b>														
<b>Outcome: Effective Teamwork and Interdepartmental Collaboration</b>														
<b>SP 7. 29.1 Team building</b>	Conducting effective team work/exchange programs/benchmarking & Interdepartmental collaboration	% of effective team work/exchange programs/benchmarking & Interdepartmental collaboration conducted	8.3	100%	8	100%	8	100%	8	100%	8	100%	8	40
	Tree Planting CSR	No. of trees planted	8.3	5,00	2.	3,00	2.	5,00	2.	5,00	2.	5,00	2.	12.5

Sub Programme	Key Output	KPI	Linkage to SDG	Planned Targets and Indicative Budget (KSh. M)										Total budget
				Year 1		Year 2		Year 3		Year 4		Year 5		
				Tar get	C o st	Tar get	C o st	Tar get	C o st	Tar get	C o st	Tar get	C o st	
	initiatives conducted	CSR initiatives conducted		0	5	0	5	0	5	0	5	0	5	
<b>Programme 7.30: Payroll Management and Staff Audit</b>														
<b>Objective: To ensure authenticity of staff documents, effectiveness and timely payroll management</b>														
<b>Outcome: Verified staff documents, Effective and timely payroll processing</b>														
<b>SP 7. 30.1: Payroll administration</b>	Capacity Building for Payroll Staff conducted	No. of capacity Building for Payroll Staff conducted	8.3	15	2.5	10	1.5	10	1.5	10	1	10	1	7.5
	Compliance of Human Resource Report (Verification of Employees)	% compliance of human resource report (Verification of employees)	8.3	100%	55	100%	10	100%	2	100%	2	100%	2	75
	Validated employee's documents	% of validated employee's documents	8.3	100%	7	100%	1.5	100%	0.5	100%	0.5	100%	0.5	10
	Staff Audit Consultancy conducted	% of staff audit consultancy conducted	8.3	100%	7	100%	1.5	100%	0.5	100%	0.5	100%	0.5	10
	Human Resource Auditors Training and payroll audit conducted	% of Human Resource Auditors Training and payroll audit conducted	8.3	100%	2	100%	2	100%	2	100%	2	100%	2	10
<b>Programme 7.31: Automation of Human Resource Functions.</b>														
<b>Objective: To establish digital (Paper-free) personnel registry, monitor employee attendance and payroll management.</b>														
<b>Outcome: Effective storage, retrieval, management of staff records and staff management.</b>														
<b>SP 7. 31.1 Records Management</b>	System Procurement and Certification, Capacity building and Digitization of personnel records conducted	No. of System Procurement and Certification, Capacity building and Digitization of personnel records conducted	8.3 9.4, 12.2 & 16.6	1,000	50	1,500	100	1,500	100	1,500	100	1,500	100	90
	Operationalized Biometric Clocking System	% of operationalized biometric clocking system	8.3	100%	10	-	-	-	-	-	-	-	-	10
<b>Programme 7.32: Staff Welfare &amp; Motivation</b>														

Sub Programme	Key Output	KPI	Linkage to SDG	Planned Targets and Indicative Budget (KSh. M)										Total budget
				Year 1		Year 2		Year 3		Year 4		Year 5		
				Tar get	C o st	Tar get	C o st	Tar get	C o st	Tar get	C o st	Tar get	C o st	
<b>Objective: To Establish Staff welfare and Motivation Programme</b>														
<b>Outcome: Improved Staff Motivation</b>														
<b>SP 7. 32.1 Staff Car and Mortgage Scheme</b>	Approved Staff Car and Mortgage Scheme by the County Assembly	% of approved Staff Car and Mortgage Scheme by the County Assembly	8.3 & 17.4	80 %	6	5%	1	5%	1	5%	1	5%	1	10
	Staff Car and Mortgage Scheme implemented	% of Staff Car and Mortgage Scheme implemented	8.3 & 17.4	100 %	1	100 %	1	100 %	1	100 %	1	100 %	1	5
	Staff benefitting from Car Loan and Mortgage Fund	No. of Staff benefitting from Car Loan and Mortgage Fund	8.3 & 17.4	20	80	20	80	20	80	20	80	20	80	400
<b>SP 7. 32.2 Staff Welfare</b>	Employee Medical Health and safety act (NHIF), (OSHA) and Work Injury Benefit Act (WIBA) implemented	% of Employee Medical Health and safety act (NHIF), (OSHA) and Work Injury Benefit Act (WIBA) implemented	8.3, 8.5 & 8.8	100 %	250	100 %	260	100 %	270	100 %	280	100 %	300	1,377
<b>SP 7. 32.3 Staff Motivation</b>	Career progression and Promotion opportunities conducted	No. of Career progression and Promotion opportunities conducted	8.3, 10.2 & 10.4	30	4	15	2	10	1.3	5	0.7	30	4	12
<b>Programme 7.33: Performance Management</b>														
<b>Objective: To ensure effective, efficient and timely Performance Management</b>														
<b>Outcome: Improved performance</b>														
<b>SP 7. 33.1 Performance evaluation</b>	Staff evaluation reports prepared	No. of staff evaluation reports prepared	8.3 & 16.6	7000	2	7000	2	7000	2	7000	2	7000	2	10
<b>Programme 7.34: Staff Development and Succession Management</b>														
<b>Objective: To acquire, develop, retain, motivated and productive workforce</b>														
<b>Outcome: Operational staff development and succession development plans</b>														
<b>SP 7. 34.1 Succession</b>	succession and staff retention policy	% of succession and staff retention policy	8.3, 8.5, 8.8	100 %	2	20 %	2	20 %	2	20 %	2	20 %	2	10



Sub Programme	Key Output	KPI	Linkage to SDG	Planned Targets and Indicative Budget (KSh. M)										Total budget	
				Year 1		Year 2		Year 3		Year 4		Year 5			
				Tar get	C o st	Tar get	C o st	Tar get	C o st	Tar get	C o st	Tar get	C o st		
and staff retention Management	adopted	adopted													
	staff sensitization and capacity building programs conducted	No. of staff sensitization and capacity building programs conducted	8.3, 8.5	2,000	15	1,500	10	1,500	10	1,500	10	500	5	50	
<b>Programme 7.35: Development and implementation of HRM policies and manuals</b>															
<b>Objective: To ensure compliance in Human Resource Management matters</b>															
<b>Outcome: Disciplined Workforce</b>															
SP 7. 35.1 HRM policies Management	Compliance and discipline control	% of compliance and discipline control	5.1, 8.3, 8.5, 16.6	100%	7	100%	2	100%	2	100%	2	100%	2	15	
	Reviewed & developed HRM policies and frameworks	No. of reviewed & developed HRM policies and frameworks	5.4, 8.3, 8.5, 10.2, 10.3, 10.4, 16.6, 16.7	3	20	2	15	2	10	2	10	1	10	65	
	Establishment of Workplace Mental Health and Substance Abuse Unit	% of Workplace Mental Health and Substance Abuse Unit established	5.4 & 16.1	60%	30	20%	10	20%	10	20%	10	20%	10	70	
<b>Programme 7.36: Administration and Support Services</b>															
<b>Objective: To facilitate smooth running of departmental operations, benefits and medical cover</b>															
<b>Outcome: Effective and efficient service delivery in the department</b>															
SP 7. 36.1 Administration and Support Services	Personnel Emoluments (PE) compensation	No. of Personnel Emoluments (PE) compensated	8.3, 8.5, 8.6, 8.7, 8.8, 10.2, 16.6	56	60	56	63	56	66	56	65	56	72	331.4	
	Employers' contributions (LAP FUND, NSSF, LAP TRUST, GOK-PSS)	% of employer's contribution (LAPFUND, NSSF, LAPRUST, GOK-PSS)	5.7, 10.3, 10.4	100%	37	100%	38	100%	35	100%	30	100%	39	1,926	
	Gratuity disbursed	% of gratuity disbursed	5.7, 10.3, 10.4	100%	45	100%	47	100%	50	100%	52	100%	55	249	
	Acquiring of	No. of vehicles to be	17.1 &	2	1	-	-	-	-	-	-	-	-	10	

Sub Programme	Key Output	KPI	Linkage to SDG	Planned Targets and Indicative Budget (KSh. M)										Total budget
				Year 1		Year 2		Year 3		Year 4		Year 5		
				Target	Cost	Target	Cost	Target	Cost	Target	Cost	Target	Cost	
	departmental vehicle	acquired	17.14		0									
	Facilitation of departmental operations	% of facilitation of departmental operations	12.7	100 %	3	100 %	3	100 %	3	100 %	3	100 %	3	15
	County Staff Identification cards issued	No. of County staff identification cards issued	12.7	7,000	5	-	-	-	-	-	-	-	-	5
	President's and Governor's office Portraits issued	No. of President's and Governor's office Portraits issued	12.7	16	0.1	-	-	-	-	-	-	-	-	0.1
<b>County Administration and Decentralized Units</b>														
<b>Programme 7.37: Staff Recruitment, Training and Motivation</b>														
<b>Objective: To recruit and equip staff with requisite knowledge, skills and competencies for execution of tasks</b>														
<b>Outcome: Improved individual and collective staff performance</b>														
<b>SP 7. 37.1 Administration and Support Services</b>	Staff recruitment conducted	No. of staff recruited conducted	4.4 & 4.5	-	-	100 %	50	-	-	-	-	-	-	50
	Staff trained in appropriate knowledge, skills and competencies	No. of staff trained in appropriate knowledge, skills and competencies	4.4, 4.5, 8.5 & 8.8	50	2	50	2	50	2	50	2	50	2	10
	Benchmarking visits conducted	No. of benchmarking visits conducted	10.1,10.2, 10.3, 10.4	6	0.75	6	0.75	6	0.75	6	0.75	-	-	3
	Established staff merit award program	No. of established merit award program	8.3, 10.2, 10.4 16.6	100 %	1	100 %	1	100 %	1	100 %	1	100 %	1	5
	Employees compensated	% of employees compensated	8.3, 8.5, 8.6, 8.7, 8.8, 10.2 & 16.6	100 %	85	100 %	88	100 %	91	100 %	94	100 %	98	456
<b>Programme 7.38: Infrastructure Development</b>														
<b>Objective: To provide staff with a convenient working environment</b>														
<b>Outcome: Enhanced service delivery</b>														
<b>SP 7. 38.1 Infrastructure</b>	Construction of administrative offices	% of administrative offices constructed	8.8	100 %	5	100 %	5	100 %	5	100 %	5	100 %	5	25

Sub Programme	Key Output	KPI	Linkage to SDG	Planned Targets and Indicative Budget (KSh. M)										Total budget	
				Year 1		Year 2		Year 3		Year 4		Year 5			
				Target	Cost	Target	Cost	Target	Cost	Target	Cost	Target	Cost		
re Development	Perimeter fence constructed	No. of perimeter fence constructed	8.8	-	-	100%	10	-	-	-	-	-	-	-	10
	Renovation of administrative offices	No. of offices renovated	8.8	100%	3	100%	3	100%	3	100%	3	-	-	-	12
	Establishment of executive boardroom	No. of executive boardrooms established	8.8	-	-	1	5	1	5	-	-	-	-	-	10
SP 7. 38.2 ICT infrastructure development	CCTV Infrastructure installed (WIFI installed and communication enabled etc.)	% of CCTV Infrastructure installed (WIFI installed and communication enabled etc.)	8.8 & 9.4	1	10	-	-	-	-	-	-	-	-	-	10
	ICT equipment's procured (Computers, Printers, Projectors etc.)	No. of ICT equipment's procured (Computers, Printers, Projectors etc.)	8.8 & 9.4	12	13.6	-	-	-	-	-	-	-	-	-	13.6
	Acquired office stationery	No. of acquired office stationery	8.8	-	5	-	5	-	5	-	5	-	5	-	25
	Maintained ICT equipment's	No. of maintained ICT equipment's	8.8 & 9.4	-	3	-	3	-	3	-	3	-	3	-	15
SP 7. 38.3 Office infrastructure management	Frequency license acquired	% of frequency license acquired	8.8 & 9.4	1	0.5	1	0.5	1	0.5	1	0.5	1	0.5	0.5	2.5
	VHF radio communication system and control centres established	% of VHF radio communication system and control centres established	8.8 & 9.4	100%	34	100%	2	100%	2	100%	2	100%	2	100%	42
	Acquisition of office furniture acquired	No. of office furniture acquired	8.8	100%	5	100%	5	100%	5	-	-	-	-	-	15
	Water tower established	No. of water towers established	8.8	2	6	1	3	1	3	-	-	-	-	-	12
<b>Programme 39: Enforcement Support</b>															
<b>Objective: To equip staff with necessary working tools and equipment</b>															
<b>Outcome: Enhanced effectiveness and efficiency in service delivery</b>															
SP 7. 39.1	Procurement of	No. of staff uniforms	8.8	100	5	100	5	100	5	100	5	-	-	-	20

Sub Programme	Key Output	KPI	Linkage to SDG	Planned Targets and Indicative Budget (KSh. M)										Total budget
				Year 1		Year 2		Year 3		Year 4		Year 5		
				Target	Cost	Target	Cost	Target	Cost	Target	Cost	Target	Cost	
Enforcement management	Inspectorate Equipment (Including band) and administration staff uniforms	procured		%		%		%		%				
	Acquisition of motor vehicles	No. of cars acquired	8.8	21	73.5	-	-	-	-	-	-	-	-	73.5
		No. of motorcycles acquired	8.8	275	82.5	-	-	-	-	-	-	-	-	82.5
		No. of enforcement trucks acquired	8.8	15	10	1	5	-	-	-	-	-	-	10
		No. of staff welfare buses acquired	8.8	17	7	-	-	-	-	-	-	-	-	7
	Flags acquired	% of flags acquired	8.8	100%	02-5	100%	02	100%	045	100%	04	100%	04	1.65
	Band instruments procured	No. of Band instruments procured	8.8	-	-	100%	10	-	-	-	-	-	-	10
	Enforcement gear acquired	No. of enforcement gear acquired	8.8	100%	3	100%	3	100%	3	-	-	-	-	9
	Enhancing the Dog Unit (Veterinary services, meals etc.)	% of Dog Unit enhanced	8.8	100%	3	100%	3	100%	3	100%-	3	100%	3	15
<b>Programme 7.40: Policy Development</b>														
<b>Objective: To develop and adopt policies required to operationalize the departmental mandate</b>														
<b>Outcome: Enhanced effectiveness and efficiency in service delivery</b>														
SP 7. 40.1 Policy Development	Developed inspectorate bill	No. of inspectorate bills developed	8.8 & 10.3	1	1	-	-	-	-	-	-	-	-	1
	Sub-Sector ADP developed	No. of Sub-Sector ADPs developed	8.8	1	02	1	02	1	02	1	02	1	02	1
	Public Participation Guidelines adoption	No. of public participation guidelines	8.8 & 10.3	1	1	-	-	-	-	-	-	-	-	1

Sub Programme	Key Output	KPI	Linkage to SDG	Planned Targets and Indicative Budget (KSh. M)										Total budget
				Year 1		Year 2		Year 3		Year 4		Year 5		
				Target	Cost	Target	Cost	Target	Cost	Target	Cost	Target	Cost	
		adopted												
	Adoption of civic education framework	% of civic education framework adopted	8.8 & 16.7	4	0.5	4	0.5	4	0.5	4	0.5	4	0.5	2.5
	Developed departmental service charters	No. of developed departmental service charters		3	1	0	0	0	0	0	0	0	0	1
	Radio and print media advertisements done	No. of radio and print media advertisements done	8.8 & 16.10	4	0.8	4	0.8	4	0.8	4	0.8	4	0.8	4
<b>Programme 7.41: Administration and support services</b>														
<b>Objective: To monitor and review progress and achievement of set targets</b>														
<b>Outcome: Timely achievement of set goals</b>														
<b>SP 7. 41.1 Administration &amp; Support services</b>	Staff appraisals conducted	No. of staff appraisals conducted	8.3, 8.8 & 16.6	1	0.2	1	0.2	1	0.2	1	0.2	1	0.2	1
	Call centre established	No. of call centre established	8.8 & 9.4	-	-	1	5	-	-	-	-	-	-	5
	Staff clocking system established	No. of clocking systems established	8.8 & 9.4	-	-	100%	3	100%	3	100%	3	-	-	9
	Motor vehicle surveillance and tracking system installed	% of motor vehicles fitted with surveillance and tracking systems installed	8.5 & 8.8	100%	5	100%	5	100%	5	100%	5	100%	5	25
<b>County Public Service Board</b>														
<b>Programme 7.42: Administration and support Services</b>														
<b>Objective: To enhance efficiency of Public officers in Public Service Delivery</b>														
<b>Outcome: Equipped Public officers in Machakos County</b>														
<b>SP 7. 42.1 Administration and Support Services</b>	Employees compensated	% of employees compensated	8.3, 8.5, 8.6, 8.7, 8.8, 10.2 & 16.6	100%	25	100%	26	100%	27	100%	28	100%	30	136
	Trained Board and Secretariat officers	No. of Trained board and secretariat officers	8.5	8	1	10	1	12	1	5	1	5	1	5

Sub Programme	Key Output	KPI	Linkage to SDG	Planned Targets and Indicative Budget (KSh. M)										Total budget	
				Year 1		Year 2		Year 3		Year 4		Year 5			
				Target	Cost	Target	Cost	Target	Cost	Target	Cost	Target	Cost		
	Inducted County Chief Officers	No. inducted County Chief Officers	8.5	34	1	-	-	37	1	-	-	-	-	2	
	Trained HR officers	No. of trained HR officers	8.5	15	0.5	25	0.8	10	0.7	10	0.5	10	0.5	3	
	Motor Vehicles procured	No. of Vehicles Procured	8.5	3	1.05	3	1.05	1	3.5	-	-	-	-	24.5	
SP 7. 42.2 ICT Infrastructure	Laptops acquired	No. of Laptops acquired	8.5	15	2	2	0.3	-	-	-	-	-	-	2.3	
	Desktop Computers acquired	No. of Desktop Computers purchased	8.5	15	2	10	1.5	6	0.5	-	-	-	-	4	
	Installed independent internet connectivity	% of installed independent internet connectivity	8.5	100%	2	-	-	-	-	-	-	-	-	2	
<b>Programme 7.43: Human Resource Audit</b>															
<b>Objective: To establish the constitutional requirement for effective Public Service Delivery</b>															
<b>Outcome: Compliance level on; 2/3 Gender Rule, Minority rule and 5% rule (PLWDs)</b>															
SP 7.43.1 Human Resource Audit	Human Resource Audit conducted	No. of Human Resource Audit conducted	8.5	-	-	1	9	-	-	1	9	-	-	18	
<b>Programme 7.44: Development of Staff Establishment Document</b>															
<b>Objective: To establish the optimal number of staff for effective Public Service Delivery</b>															
<b>Outcome: County Staff Establishment Document</b>															
SP 7. 44.1 Staff Establishment Document	Staff Establishment document prepared	Departmental Staff Establishment	8.5	23	1	-	-	-	-	-	-	-	-	1	
<b>Programme 7.45: Human Resource Recruitment and Data Management System</b>															
<b>Objective: To enhance recruitment process of staff for effective Public Service Delivery</b>															
<b>Outcome: Improved Recruitment process and Staff Data Management</b>															

Sub Programme	Key Output	KPI	Linkage to SDG	Planned Targets and Indicative Budget (KSh. M)										Total budget	
				Year 1		Year 2		Year 3		Year 4		Year 5			
				Target	Cost	Target	Cost	Target	Cost	Target	Cost	Target	Cost		
SP 7. 45.1 HR Recruitment and Management system	HR Recruitment and Data management system purchased	No. of HR System purchased	SDG 8.5	0	0	1	10	0	0	0	0	0	0	0	10
<b>Programme 7.46: Infrastructure Development</b>															
<b>Objective: To provide working space for effective Public Service Delivery</b>															
<b>Outcome: Good working environment</b>															
SP 7. 46.1 Infrastructure Development	Office Block constructed and equipped	% of Office block constructed and equipped	SDG 8.5	100%	10	-	-	-	-	-	-	-	-	-	10
	Generator purchased	No. of Generators purchased	SDG 8.5	1	1	-	-	-	-	-	-	-	-	-	1
<b>Office of the County Attorney</b>															
<b>Programme 7.47: Legal Services</b>															
<b>Objective: To improve provision of legal services</b>															
<b>Outcome: Compliance with International, National and County Laws</b>															
SP 7.47.1 Legal Services Management	Gradual take-over of litigation of civil cases from the external Advocates	% of gradual take-over of litigation of civil cases from the external Advocates	8.8 & 10.3	60%	10	70%	10	80%	10	90%	10	95%	10	500	
	Litigation of all civil cases by inhouse Advocates	% of litigation of all civil cases by inhouse Advocates													
	Online law resources subscription	No. of online law resources subscription	8.8, 9.4 & 10.3	1	0.3	1	0.3	1	0.3	1	0.3	1	0.3	1.5	
	Compliance of orders/conviction issued by Court annually	% of compliance orders/conviction issued by Court annually	8.8 & 10.3	100%	0.6	100%	0.6	100%	0.6	100%	0.6	100%	0.6	3	
	Enforceable County Laws	No. of enforceable County laws	8.8 & 10.3	2	0.4	2	0.4	4	0.8	4	0.8	4	0.8	3.2	

Sub Programme	Key Output	KPI	Linkage to SDG	Planned Targets and Indicative Budget (KSh. M)										Total budget	
				Year 1		Year 2		Year 3		Year 4		Year 5			
				Target	Cost	Target	Cost	Target	Cost	Target	Cost	Target	Cost		
<b>Programme 7.48: Administration &amp; Support Services</b>															
<b>Objective: To improve provision of services</b>															
<b>Outcome: Improved productivity</b>															
<b>SP 7. 48.1 Administration and Support Services</b>	Employees compensated	% of employees compensated	8.3, 8.5, 8.6, 8.7, 8.8, 10.2 & 16.6	100%	29	100%	30	100%	31	100%	32	100%	32	154	
	Establish a Machakos County Gazette	No. of established County Gazette	8.8 & 10.3	1	3	-	-	-	-	-	-	-	-	3	
	Establish Staff Establishment as per the provisions of the County Attorney Act, 2020	No. of approved Staff Establishment as per the provisions of the County Attorney Act, 2020	8.8	1	0.1	-	-	-	-	-	-	-	-	0.1	
	Legal officers recruited	No. of legal officers recruited	4.4, 4.5, 8.5 & 8.8	2	4	2	4	2	4	2	4	2	4	20	
	Technical staff recruited	No. of technical staff recruited	4.4, 4.5, 8.5 & 8.8	3	3	3	3	3	3	3	3	3	3	15	
	Sensitized County Government institutions and the public on compliance with law	No. of sensitization workshops held	8.8 & 16.10	2	0.8	2	0.8	2	0.8	2	0.8	2	0.8	4	
	Purchased office motor vehicles	No. of motor vehicles purchased	8.8	2	8	1	4	-	-	-	-	-	-	12	
<b>Programme 49: Infrastructure Development</b>															
<b>Objective: To improve the working environment for the staff</b>															
<b>Outcome: Enhanced service delivery and productivity</b>															
<b>SP 7. 49 Infrastructure Development</b>	Constructed office block(s)	No. of office block(s) constructed	8.8	1	8	-	-	-	-	-	-	-	-	8	
	Established County Registry and Library (Physical and Digital)	No. of established County Registry and Library (Physical and	8.8 & 10.3	1	8	-	-	-	-	-	-	-	-	8	



Sub Programme	Key Output	KPI	Linkage to SDG	Planned Targets and Indicative Budget (KSh. M)										Total budget	
				Year 1		Year 2		Year 3		Year 4		Year 5			
				Target	Cost	Target	Cost	Target	Cost	Target	Cost	Target	Cost		
		Digital)													
<b>County Assembly</b>															
<b>Programme 50: Legislation, Oversight and Representation</b>															
<b>Objective: To increase efficiency and effectiveness in service delivery</b>															
<b>Outcome: Increased efficiency and effectiveness in service delivery</b>															
<b>SP 7. 50.1 Infrastructure development</b>	Completed speakers' residence	No. of completed speakers' residence	8.8	1	5	1	5	1	5	1	5	1	5	19	
	Completed modern chambers	No. of completed modern chambers	8.8	1	50	1	50	1	50	1	50	1	50	250	
	Installed livestream broadcasting unit	No. of installed livestream broadcasting unit	8.8 & 9.4	1	5	1	5	1	5	1	5	1	5	25	
	Completed MCA's wards offices	No. of completed MCA's wards offices	8.8	40	40	30	40	20	40	20	40	20	40	130	
	Renovated old assembly offices	No. of renovated old assembly offices	8.8	1	5	1	5	1	3	1	3	1	3	19	
<b>Programme 51: Administration &amp; Support Services</b>															
<b>Objective: To improve provision of services</b>															
<b>Outcome: Improved service provision</b>															
<b>SP 7. 51.1 Staff welfare and motivation</b>	Public participation forums conducted	No. of public participation forums conducted	16.6, 16.7, 16.10, 17.17	15	40	15	40	15	40	15	40	15	40	200	
	Training conducted	No. of training s conducted	4.4, 4.5, 8.5, 8.8	12	100	12	100	12	100	12	100	12	100	500	
	Employees compensated	% of employees compensated	8.3, 8.5, 8.6, 8.7, 8.8, 10.2, 16.6	100%	478	100%	477	100%	517	100%	537	100%	559	2,588	
	Staff Car and Mortgage Scheme disbursed	% of Staff Car and Mortgage Scheme disbursed	8.3, 17.4	100%	100	100%	100	100%	100	100%	100	100%	100	500	

#### 4.2.1.8 Water and Irrigation Sector

Table 17: Water and Irrigation Sector Programmes

Sub Programme:	Key Output	Key Performance Indicators	Linkages to SDG Targets*	Planned Targets and Indicative Budget (KSh. M)										Total Budget (KSh. M)*
				Year 1		Year 2		Year 3		Year 4		Year 5		
				Target	Cost	Target	Cost	Target	Cost	Target	Cost	Target	Cost	
<b>Water Sub-sector</b>														
<b>Programme 8.1: Water Resources Management</b>														
<b>Objective: To manage and protect water resources</b>														
<b>Outcome: Improved water supply and water quality</b>														
<b>SP 8.1.1: Water Harvesting</b>	PVC water tanks supplied	No. of PVC water tanks supplied	6.1, 6.4	100	12	100	12.6	100	13.2	100	13.9	100	14.6	66.30
	Steel tanks elevated	No. of elevated steel tanks	6.1, 6.4	4	10	4	10.5	4	11	4	11.6	4	12.2	55.30
	Steel structures constructed	No. of Steel structures constructed	6.1, 6.4	40	8	40	8.4	40	8.8	40	9.3	40	9.7	44.20
	Springs rehabilitated/distributed	No. of springs rehabilitated/distributed	6.1, 6.4, 6.6	6	18	6	18.9	6	19.8	6	20.8	6	21.9	99.40
<b>SP 8.1.2: Management of Water Sources</b>	Water pans/small dams constructed	No. of water pans/small dams constructed	6.1	40	140	40	147	40	154	40	162.1	40	170.2	773.30
	Water pans/small dams rehabilitated	No. of water pans/small dams rehabilitated	6.1, 6.6	80	160	80	168	80	176.4	80	185.2	80	194.5	884.10
	Boreholes drilled and powered	No. of boreholes drilled and powered	6.1	20	70	20	73.5	20	77.2	20	81	20	85.1	386.80
	Boreholes rehabilitated	No. of boreholes rehabilitated	6.1, 6.6	40	8	30	8.4	30	8.8	30	9.3	30	9.7	44.20
	100,000m <sup>3</sup> capacity dams	No. of 100,000m <sup>3</sup>	6.1	2	280	2	294	2	308.7	2	324.1	1	170.2	1,377.00

Sub Programme:	Key Output	Key Performance Indicators	Linkages to SDG Targets*	Planned Targets and Indicative Budget (KSh. M)										Total Budget (KSh. M)*
				Year 1		Year 2		Year 3		Year 4		Year 5		
				Target	Cost	Target	Cost	Target	Cost	Target	Cost	Target	Cost	
	constructed complete with treatment works	capacity dams constructed complete with treatment works												
	100,000m <sup>3</sup> capacity dams rehabilitated	No. of 100,000m <sup>3</sup> capacity dams rehabilitated	6.1, 6.6	-	-	-	-	1	12	1	12.6	1	13.2	37.80
	Weirs constructed	No. of weirs constructed	6.1	40	100	40	105	40	110.3	40	115.8	40	121.6	552.70
	Kilometers reticulated	No. of kilometers reticulated	6.1, 6.4	80	24	80	25.2	80	26.5	80	27.8	80	29.2	132.70
	Water Tankers /browsers procured	No. of water tankers/ browsers procured	6.1, 6.4	3	30	5	52.5	5	55.1	3	34.7	-	-	172.30
	4 mega dams constructed with treatment and reticulation works	Proportion of mega dam 1 constructed with treatment and reticulation works	6.1, 6.4	50%	600	50%	600	-	-	-	-	-	-	1200.00
		Proportion of mega dam 2 constructed with treatment and reticulation works	6.1, 6.4	30%	1500	40%	1500	30%	1400	-	-	-	-	4,400.00
		Proportion of mega dam 3	6.1, 6.4	40%	250	40%	250	20%	83	-	-	-	-	583.00

Sub Programme:	Key Output	Key Performance Indicators	Linkages to SDG Targets*	Planned Targets and Indicative Budget (KSh. M)										Total Budget (KSh. M)*
				Year 1		Year 2		Year 3		Year 4		Year 5		
				Target	Cost	Target	Cost	Target	Cost	Target	Cost	Target	Cost	
		constructed with treatment and reticulation works												
		Proportion of mega dam 4 constructed with treatment and reticulation works	6.1, 6.4	20%	4,000	20%	4,000	20%	4,000	20%	4,000	20%	4,000	20,000.00
	Upgraded Dam Water Supply	Proportion of dam water supply project upgraded	6.1, 6.4	20%	60	40%	60	60%	60	80%	60	100%	60	300.00
	Last Mile (80 Km of water pipeline) Connectivity Project done	Km of water pipeline connectivity	6.1, 6.4	16	160	16	160	16	160	16	160	16	160	800.00
<b>SP 8.1.3: Water Extraction Equipment and Technology</b>	Drilling Rigs procured	No. of Drilling Rigs procured	6.1, 6.4	2	70	-	-	-	-	-	-	-	-	70.00
	Hydrogeological Survey Equipment procured	No. of Hydrogeological Survey Equipment procured	6.1, 6.4	2	5	2	5.3	1	2.8	-	-	-	-	13.10
	Excavators procured	No. of Excavators procured	6.1, 6.4	2	50	2	52.5	-	-	-	-	-	-	102.50
	Excavator Shovels procured	No. of Excavator Shovels	6.1, 6.4	2	16	2	16.8	-	-	-	-	-	-	32.80

Sub Programme:	Key Output	Key Performance Indicators	Linkages to SDG Targets*	Planned Targets and Indicative Budget (KSh. M)										Total Budget (KSh. M)*
				Year 1		Year 2		Year 3		Year 4		Year 5		
				Target	Cost	Target	Cost	Target	Cost	Target	Cost	Target	Cost	
		procured												
	Tippers procured	No. of Tippers procured	6.1, 6.4	2	30	2	31.5	-	-	-	-	-	-	61.50
	Bulldozers procured	No. of Bulldozers procured	6.1, 6.4	1	35	1	36.8	-	-	-	-	-	-	71.80
<b>SP 8.1.4: Water Quality Analysis</b>	Water treatment plants constructed	No. of water treatment plants constructed	6.1, 6.3	2	30	2	31.5	2	33.1	2	34.7	1	18.2	147.50
	Boreholes tested/analyzed	No. of boreholes tested/analyzed	6.1, 6.3	150	0.75	150	0.79	150	0.83	150	0.87	150	0.91	4.15
	Subsidies and Water Treatment Chemicals provided to Water Service Providers(WSPs)	No. of WSPs provided with subsidies and water treatment chemicals	6.1, 6.3	6	84	6	87	6	90	6	93	6	96	450
<b>Irrigation Sub-sector</b>														
<b>Programme 8.2: Development and Promotion of Irrigation</b>														
<b>Objective: To enhance agricultural productivity</b>														
<b>Outcome: Increased agricultural productivity</b>														
<b>SP 8.2.1: Development and Promotion of Irrigation</b>	Irrigation schemes developed	No. of irrigation schemes developed	2.1, 2.3, 2.4	-	-	1	120	-	-	1	132.3	-	-	252.3
	Irrigation schemes and canals expanded and rehabilitated	No. of irrigation schemes and canals expanded and	2.1, 2.3, 2.4	2	240	2	252	3	397	3	417	2	292	1,598

Sub Programme:	Key Output	Key Performance Indicators	Linkages to SDG Targets*	Planned Targets and Indicative Budget (KSh. M)										Total Budget (KSh. M)*
				Year 1		Year 2		Year 3		Year 4		Year 5		
				Target	Cost	Target	Cost	Target	Cost	Target	Cost	Target	Cost	
		rehabilitated												
	Weirs constructed for irrigation	No. of weirs constructed for irrigation	2.1, 2.3, 2.4	20	40	20	42	20	44.1	20	46.3	20	48.6	221.00
<b>Sanitation Sub-sector</b>														
<b>Programme 8.3: Sewerage System and Sanitation Management</b>														
<b>Objective: To improve access to adequate and equitable sanitation and hygiene</b>														
<b>Outcome: Improved sanitation and hygiene</b>														
<b>SP 8.3.1: Sewerage System and Sanitation Management</b>	Sewer Master Plans drafted	No. of Sewer Master Plans for Major Towns	6.2, 11.6	9	90	-	-	-	-	-	-	-	-	90.00
	Sewer Treatment Plants and network constructed	No. of sewer treatment plants and network constructed	6.2, 11.6	-	-	1	120	-	-	1	132.30	-	-	252.30
	Sewer Treatment Plant and network rehabilitated	No. of Sewer Treatment Plant and network rehabilitated	6.2, 11.6	1	80	1	84	1	88.2	-	-	-	-	252.20
	Onsite Sanitation Treatment i.e. DTF constructed	No. of Onsite Sanitation Treatment i.e. Decentralized Treatment Facility	6.2, 11.6	2	16	2	16.8	2	17.6	2	18.5	2	19.5	88.40
	Water pans constructed after maturation pond	No. of water pans constructed after maturation pond	6.2, 11.6	1	50	1	52.5	-	-	-	-	-	-	102.50
	Sanitation Blocks	No. of Sanitation	6.2, 11.6	3	12	2	8.4	2	8.8	2	9.3	2	9.7	48.20

Sub Programme:	Key Output	Key Performance Indicators	Linkages to SDG Targets*	Planned Targets and Indicative Budget (KSh. M)										Total Budget (KSh. M)*
				Year 1		Year 2		Year 3		Year 4		Year 5		
				Target	Cost	Target	Cost	Target	Cost	Target	Cost	Target	Cost	
	constructed	Blocks constructed												
	Exhauster Trucks procured	No. of Exhauster Trucks procured	6.2, 11.6	3	36	2	25.2	2	26.5	2	27.8	2	29.2	144.70
	Fecal Sludge Management treatment plants constructed	No. of Fecal Sludge Management treatment plants constructed	6.2, 11.6	2	30	2	31.5	2	33.1	2	34.7	2	36.5	165.80
	Public toilets constructed	No. of modern public toilets constructed	6.2, 11.6	10	20	10	21	10	22	10	23.2	10	24.3	110.50
	Modern toilets rehabilitated and maintained	No. of modern toilets refurbished and maintained	6.2, 11.6	20	4	20	4.2	20	4.4	20	4.6	20	4.8	22
	Pit latrines constructed	No. of pit latrines constructed	6.2, 11.6	28	16.8	28	17.6	28	18.5	28	19.5	28	20.5	92.90
	Water reticulated to toilets	No. of toilets with reticulated water	6.2, 11.6	-	-	40	4	40	4.2	-	-	-	-	8.20
<b>Programme 8.4: General Administration and Support Services</b>														
<b>Objective: To improve efficiency and effectiveness in service delivery</b>														
<b>Outcome: Improved service delivery in the water sector</b>														
<b>SP 8.4.1: General Administration and Support Services</b>	Standby generator procured	No. of standby generators procured	8.5	1	3	-	-	-	-	-	-	-	-	3
	Computers	No. of	8.5	15	1.5	5	0.53	5	0.55	-	-	-	-	2.58

Sub Programme:	Key Output	Key Performance Indicators	Linkages to SDG Targets*	Planned Targets and Indicative Budget (KSh. M)										Total Budget (KSh. M)*
				Year 1		Year 2		Year 3		Year 4		Year 5		
				Target	Cost	Target	Cost	Target	Cost	Target	Cost	Target	Cost	
	procured	computers procured												
	Laptops procured	No. of laptops procured	8.5	15	1.5	5	0.53	5	0.55	-	-	-	-	2.58
	Printers procured	No. of printers procured	8.5	9	1.35	-	-	-	-	6	0.9	-	-	2.25
	Photocopiers procured	No. of photocopiers procured	8.5	4	3.2	-	-	-	-	2	1.6	-	-	4.80
	Internet connection	Rate of internet connection	8.5	100%	1.5	100%	1.5	100%	1.5	100%	1.5	100%	1.5	7.50
	Stationery procured	Stationery procured	8.5	100%	4	100%	4.2	100%	4.4	100%	4.6	100%	4.9	22.10
	Furniture sets procured	No. of furniture sets procured	8.5	15	3	10	2	-	-	-	-	-	-	5.00
	Recreation area landscaped	Proportion of recreation areas landscaped	8.5	100%	3	-	-	-	-	-	-	-	-	3.00
	Parking area refurbished	Proportion of parking area refurbished	8.5	1	3	-	-	-	-	-	-	-	-	3.00
	Office blocks refurbished	No. of office blocks refurbished	8.5	1	6	-	-	1	6	-	-	-	-	12.00
	Document management system complete with servers	No. of GIS/Dashboard System complete with servers	8.5	1	7	1	8	-	-	-	-	-	-	15.00
	Double Cabin vans procured	No. of Double Cabin vans	8.5	6	36	-	-	-	-	-	-	-	-	36.00



Sub Programme:	Key Output	Key Performance Indicators	Linkages to SDG Targets*	Planned Targets and Indicative Budget (KSh. M)										Total Budget (KSh. M)*
				Year 1		Year 2		Year 3		Year 4		Year 5		
				Target	Cost	Target	Cost	Target	Cost	Target	Cost	Target	Cost	
		procured												
	Single Cabin vans procured	No. of Single Cabin vans procured	8.5	-	-	3	15	-	-	-	-	-	-	15.00
	Motorbikes procured	No. of Motorbikes procured	8.5	6	2.1	8	2.8	-	-	-	-	-	-	4.90
	Utilities paid	Proportion of utilities paid	8.5	100%	10	100%	10.5	100%	11.1	100%	11.6	100%	12.2	55.40
<b>8.4.2: Staff Capacity Building and Compensation</b>	Officers trained and capacity built	No. of officers trained and capacity built	8.5	70	15	70	15.8	70	16.6	70	17.4	70	18.3	83.10
	Officers Compensated	Proportion of officers compensated	8.5	100%	82.3	100%	85.6	100%	89	100%	92.6	100%	96.3	445.8

## 4.2.2 Flagship Projects

Project Name	Location	Objective	Description of Key Activities	of Key Output(s)	Time Frame*	Estimated cost (KSh. M)	Source of Funds	Lead Agency
<b>Miwongoni Dam</b>	Machakos municipality	Increase water coverage	Construction of earth fill dam, water treatment works, 3 RC water tanks and laying 57 km distribution network	Increased safe water supply	2023-2024	1,200	GoK AfDB	Ministry of Water
<b>Mwala Cluster Water Supply and Sanitation</b>	Mwala Sub County	Increase water coverage in Mwala, Mbiuni, Masii and Kabaa markets	Construction of RC weir, water treatment works, 2 RC storage tanks and laying 107 km distribution and transmission	Increased water supply	2023-2025	583	GoK AfDB	Ministry of Water

Project Name	Location	Objective	Description of Key Activities	of Key Output(s)	Time Frame*	Estimated cost (KSh. M)	Source of Funds	Lead Agency
<b>Mwania Water Supply</b>	Machakos municipality	Increase water coverage	Construction of earth dam, water treatment works, 9 RC water tanks and laying 41 km distribution network	Increased water supply	2023- 2025	4,400	GoK AfDB	Ministry of Water
<b>Ndarugu Dam Water Supply Project</b>	Mwala, Machakos, Kangundo and Mavoko Sub-counties	Increase water coverage	Construction of dam, water treatment works, 2 RC reservoirs and laying 60km distribution network	Increased water supply	2023-2027	20,000	GoK AfDB	Ministry of Water
<b>Masinga Dam Water Supply</b>	Masinga Sub County	Increase water coverage	Upgrade of intake and Installation of bulk water meter	Increased water supply	2023-2027	300	GoK	Department of Water
<b>Mavoko Last Mile Connectivity Project</b>	Mavoko Sub County	Increase water coverage and sanitation	Laying of 80km of water pipeline and 10km sewer line and capacity building of water service provider through supply of O&M equipment	Increased water supply and sanitation	2023-2027	800	CGM, GoK, Development Partners	Ministry of Water
<b>Ongata Rongai, Ngong and Mavoko Sewerage Project</b>	Mavoko Sub County	Increase sewer coverage and improve sanitation	Construction of new sewer network comprising extension sewer lines	Improved sanitation	2023-2027	-	GoK AfDB	Ministry of Water

### 4.3 CIDP Linkages with National Development Agenda, Regional and International Development Frameworks

Table 19: Linkage with Kenya Vision 2030, other plans and international obligations

National Development Agenda / Regional / International Obligations	Aspirations / Goals	County Government contributions/Interventions*
Kenya Vision 2030/ Medium Term Plan	Economic pillar	<ul style="list-style-type: none"> <li>• Food security and agribusiness programs have been initiated;</li> <li>• Promoted a favorable environment for business, tourism, industrial development, and innovation</li> </ul>
	Social pillar	<ul style="list-style-type: none"> <li>• Programmes aimed at promoting good health and well-being of Machakos people are being implemented;</li> <li>• Programmes aimed at promoting early child education, vocational training and supporting basic education have been implemented;</li> <li>• Programmes focused on increasing access to clean and safe water are being implemented;</li> <li>• Programmes aimed at promoting sports and empowerment of the vulnerable are being implemented.</li> </ul>
	Political pillar	<ul style="list-style-type: none"> <li>• Programmes aimed at improving governance to community level through the county administration are being implemented;</li> <li>• Programmes aimed at capacity building staff are continuously being developed and implemented.</li> </ul>
	Enablers	<ul style="list-style-type: none"> <li>• Programmes at infrastructure development and promotion of use of ICT are being initiated and implemented;</li> <li>• Programmes aimed at land administration are continuously initiated and implemented.</li> </ul>
SDGs	SDG 1: No Poverty	<ul style="list-style-type: none"> <li>• Provision of free seeds, free tractor ploughing services; subsidized fertilizer, value addition facilities</li> </ul>
	SDG 2: Zero Hunger	<ul style="list-style-type: none"> <li>• Provision of free seeds, free tractor ploughing services; subsidized fertilizer, value addition facilities</li> </ul>
	SDG 3: Good Health and Well-being	<ul style="list-style-type: none"> <li>• Provision of programs targeting public health, rehabilitation services, Health Products and Technologies, vaccines and immunization, preventive and promotive health services, county diagnostic/laboratory services and nursing Services, construction of health infrastructure</li> </ul>
	SDG 4: Quality Education	<ul style="list-style-type: none"> <li>• Provision of affordable and quality ECDE and vocational education materials</li> </ul>
	SDG 5: Gender Equality	<ul style="list-style-type: none"> <li>• Provision of gender responsive programmes in all sectors</li> </ul>
	SDG 6: Clean Water and Sanitation	<ul style="list-style-type: none"> <li>• Provision of programmes targeted at increased water access and improved solid waste collection and sewerage programmes</li> </ul>
	SDG 7: Affordable and Clean Energy	<ul style="list-style-type: none"> <li>• Provision of programmes aimed at having access to clean cooking and renewable energy technologies</li> </ul>
	SDG 8: Decent Work and Economic Growth	<ul style="list-style-type: none"> <li>• Provision of programmes targeting</li> <li>• improving business environment and creation of employment opportunities</li> </ul>

National Development Agenda / Regional / International Obligations	Aspirations / Goals	County Government contributions/Interventions*
	SDG 9: Industry, Innovation and Infrastructure	<ul style="list-style-type: none"> <li>Provision of programmes aimed at attracting industrial development, improving transport infrastructure and use of ICT.</li> </ul>
	SDG 10: Reduced Inequality	<ul style="list-style-type: none"> <li>Provision of affordable credit and development</li> <li>of pro-poor projects</li> </ul>
	SDG 11: Sustainable Cities and Communities	<ul style="list-style-type: none"> <li>Development of programmes aimed at upgrading of urban centres and development of urban and spatial plans</li> </ul>
	SDG 12: Responsible Consumption and Production	<ul style="list-style-type: none"> <li>Programmes aimed at promotion of clean energy</li> <li>and value addition in agriculture</li> </ul>
	SDG 13: Climate Action	<ul style="list-style-type: none"> <li>Implementation of County Environment action plan</li> </ul>
	SDG 14: Life Below Water	<ul style="list-style-type: none"> <li>Provision of programmes aimed at protection of water catchment areas and riparian reserves</li> </ul>
	SDG 15: Life on Land	<ul style="list-style-type: none"> <li>Provision of programmes aimed at protection of natural resources</li> </ul>
	SDG 16: Peace, Justice and Strong Institutions	<ul style="list-style-type: none"> <li>Embracing public participation and stakeholder engagement in</li> </ul>
	SDG 17: Partnerships and collaborations to achieve the goals	<ul style="list-style-type: none"> <li>Being a member of South Eastern Kenya Economic Block (SEKEB)</li> <li>Collaboration with development partners in implementing county projects.</li> </ul>
<b>Agenda 2063</b>	Goal 2: World class infrastructure crisscrosses Africa.	<ul style="list-style-type: none"> <li>Provision of programmes aimed at improving road infrastructure</li> </ul>
	Goal 6: Blue/Ocean economy for accelerated economic growth	<ul style="list-style-type: none"> <li>Sustainable exploitation of resources in the oceans, rivers and lakes</li> <li>Provision of programmes aimed at conserving water bodies</li> </ul>

#### 4.4 Cross-Sectoral Linkages

**Table 20: Cross-sectoral impacts**

Programme Name	Linked Sector(s)	Cross-sector Impact		Measures to Harness or Mitigate the Impact
		Synergies*	Adverse impact	
<b>Agricultural crop Production</b>	Health	Improved nutrition	Pollution due to use of pesticides, fertilizers and other toxic farm chemicals can poison water, marine	Adoption of modern farming practices
	Lands, Environment and Natural Resources	Improved tree cover( fruit trees)		
	Commercial and Tourism Affairs	Increased farm products		

			ecosystems, air and soil.	
	Water and Irrigation		Consumption of excessive water and degradation of water quality	Adoption of water saving farming practices e.g. drip irrigation.
<b>Livestock Feed and Nutrition; Livestock and Livestock products Marketing, value addition and extension</b>	Health	Improved animal health and human well being	Contamination of animal feeds posing a food safety concern to humans	Setting regulatory limits for aflatoxins in animal feed and milk
	Commercial and Tourism Affairs	Availability of livestock products		
<b>Veterinary Services</b>	Health	Improved animal health and animal products		
<b>Aquaculture Business Development Programme (ABDP)</b>	Commercial and Tourism Affairs	Improved fish products and sales	Displacement of native species, competition for space and food, and spread of pathogens	Use of modern technologies that enable the sector to expand its current production toward meeting the rising demand for aquatic products
	Lands, Environment and Natural Resources			
<b>International Trade; Industrial development</b>	Agriculture and Cooperative Development; Education, Youth and Social Welfare	Improved market for agricultural product; Increased job opportunities; Improved value addition and market for agricultural produce	farmers shifting from traditional or mixed cropping to unsustainable cropping practice; The competition from cheaper imports pushed down the prices of crops like coffee, making agriculture unsustainable for many farmers.	Encourage sustainable agricultural practices, indigenous breeds and seeds
<b>Promotion of renewable Energy</b>	Health; Water and Irrigation; Lands, Environment and Natural Resources	Reduced air pollution;	Renewable energy installations can also disrupt land use and wildlife habitat, and some technologies consume significant quantities of water.	Adopt renewable energy technologies that minimize harmful effects on human health and the environment and have low water consumption
<b>Road Network Development and Maintenance</b>	Commercial and labour Affairs	Connection to market centers	Pulling down of structures on road reserve	Establishment of market centers and parking bays along the roads; Develop a resettlement plan.
	Environment		Environment pollution	Comply and enforce NEMA guidelines
<b>Public health</b>	All sectors	Healthy human resources for all sectors	Diverting resources from other determinants of health, such as education,	Develop policies and plans that support individual and community health effort; Enforce laws and regulations that protect
<b>Preventive and Promotive Health Services</b>				

			environmental quality, job etc.	health and ensure safety.
<b>Land Administration &amp; Physical Planning</b>	All sectors	Availability of space for implementation of programs in all the other sectors	Urban sprawl, infrastructure congestion, urban density, urban regeneration and negative externalities	Have spatial planning philosophy that embraces integrated holistic approach, avoiding policies that, in the name of increased speed and efficiency, might lead to partiality, randomness and fragmentation
<b>Solid Waste Management; Sewerage System and Sanitation Management</b>				
<b>Statistical Services</b>	All sectors	Availability of data for evidence based planning		
<b>Public Participation</b>	All sectors	Better decisions as there is more information – in the form of additional facts, values, and perspectives obtained through public input		

## **CHAPTER FIVE: IMPLEMENTATION FRAMEWORK**

### **5.1. Overview**

This Chapter provides the County's institutional arrangements and their specific roles towards implementation of the CIDP. In addition, the Chapter also outlines the resources that are available for development; capital projects and outlines the strategies for raising the revenue gap for the Plan period. These include among others, strategies to expand the revenue base, resource sharing with the national government, strategies for attracting external funding, risk assessment and developing mitigation measures.

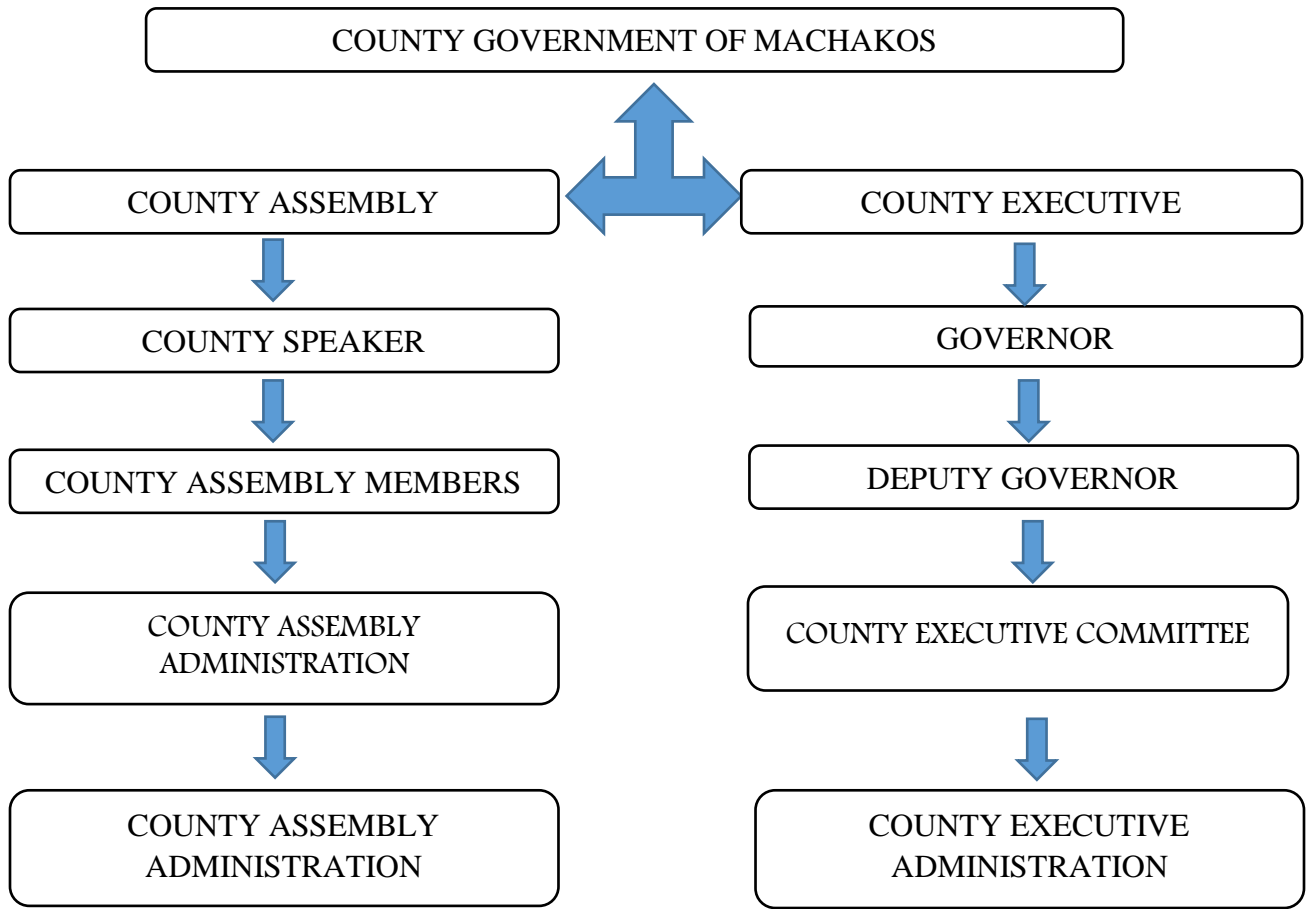
### **5.2. Institutional Framework**

For the County Government to implement the programmes/projects documented, there is a need to have an elaborate organizational structure that is grounded on fast, efficient and innovative service delivery.

The achievement of targets set out in this Plan will be met through the strategic leadership offered by the Office of the Governor. The County Government has adopted the principles of good governance which are important for achievement of efficient and equitable service delivery, these are: Public Participation and Consultation, Timely completion of projects, Transparency and Accountability, Professionalism and Integrity are among others. These are key values and principles that will empower the people of Machakos and transform the County into a Model of Excellence in Governance and Economic Prosperity.

Machakos County is in a geographically strategic position in terms of ease of access by investors, donors, multinational corporations, intergovernmental organizations and other development partners due to its proximity to Nairobi City.

**Figure 5.1: County Government of Machakos Organizational Chart**





**Table 5.1: Institutional Mandate**

S/No.	Institution	Role in the Implementation of the CIDP
1.	County Executive Committee	<ul style="list-style-type: none"> <li>The County Executive Committee approves the CIDP and other plans, policies etc. that assist in the implementation of the Plan.</li> <li>The County Executive Committee Member for Economic Planning is responsible for submitting the CIDP and other related planning documents and policies to the County Assembly for approval.</li> <li>The County Executive Committee Members prepare Annual Development Reports on implementation of the CIDP to the Governor who forwards them to the County Assembly.</li> <li>To discharge its functions within the County and provide related services to the people as captured in the plan.</li> <li>Facilitate the coordination and alignment of the County Integrated Development Plan with the development plans of the different municipalities within the County and also National Government.</li> </ul>
2.	County Assembly	<ul style="list-style-type: none"> <li>Receive and approve the CIDP among other plans and policies;</li> <li>It is responsible for appropriating funds for expenditure in the County based on the approved CIDP;</li> <li>In respect to the principle of separation of powers, the County Assembly may exercise oversight over the County Executive Committee and any other County Executive organ on the implementation of programmes and projects in the CIDP;</li> <li>Scrutinize the CIDP to ensure that inputs from public participation are reflected in the Plan.</li> </ul>
3.	County Government Departments	<ul style="list-style-type: none"> <li>Provide for the well-being of all citizens through the equitable and accountable provision of services under their departments.</li> <li>The County Government departments shall be responsible for implementing its functions as provided for in part two (2) of the Fourth Schedule of the Constitution of Kenya 2010.</li> </ul>
4.	County Planning Unit	<ul style="list-style-type: none"> <li>Undertake all County Planning activities these are preparation and review of the County Integrated Development Plan, Annual Development Plan, Spatial Plans etc.</li> <li>Undertaking Monitoring and Evaluation of development projects and programmes i.e. Evaluation reports, Progress reports</li> <li>Conducting Pre-feasibility and feasibility studies on projects to be implemented</li> <li>Liase with various County departments in setting project priorities as captured in the CIDP</li> <li>Ensuring citizen involvement in the planning process, project and programme implementation through public engagements. ie: Public participation</li> </ul>
5.	Office of the County Commissioner	<ul style="list-style-type: none"> <li>Provide liaison, collaboration and partnership between the National Government and the County Government</li> <li>Coordinate the National Government functions in the County.</li> </ul>
6.	National Planning Office at the county	<ul style="list-style-type: none"> <li>To guide the County Planning Unit on the development of the County plans, Policy formulation and other related development plans.</li> <li>Assist in coordinating and integrating National Government programmes with County Government programmes.</li> </ul>
7.	Other National Government Departments and Agencies at the county	<ul style="list-style-type: none"> <li>Supplement the activities of the County Government in mobilization, civic education, partnerships and capacity building among other areas towards implementation of the CIDP</li> </ul>

S/No.	Institution	Role in the Implementation of the CIDP
8.	Development Partners	<ul style="list-style-type: none"> <li>Collaborate and partner with the county government in the proposed development intervention within the plan.</li> <li>Facilitate in making voluntary contributions/grants to finance priority projects or programmes</li> </ul>
9.	Civil Society Organizations	<ul style="list-style-type: none"> <li>Participate and contribute in policy development and development activities of the County through advocacy, awareness creation, resource mobilization, partnerships, capacity building among others.</li> </ul>
10.	Private Sector	<ul style="list-style-type: none"> <li>Promote Private-Public Partnership to provide for involvement of the private sector in policy development, financing of development initiatives and maintenance of capital-intensive projects of the County Government.</li> <li>They complement the activities of the County Government in mobilization, civic education, partnerships and capacity building among other areas.</li> </ul>

### 5.3 Resource Mobilization and Management Framework

This section provides the projected resource requirements by sector, revenue projections, estimated resource gap and measures of addressing the gaps.

#### 5.3.1 Resource Requirements by Sector

The resources required in implementing the programs and projects identified in this plan are shown in Table 5.2

Table 5.3: Sector Financial Resource Requirements

Sector	Amount (in Ksh Millions)	Percentage
Agriculture and Co-operative Development sector	13726	9.9%
Commercial, Tourism and Labour Affairs Sector	8135	5.9%
Education, Youth, Sports and Social Welfare Sector	12270	8.9%
Energy, Infrastructure and ICT Sector	11195	8.1%
Health Sector	28,826	20.9%
Lands, Environment and Natural Resources Sector	10,832	7.8%
Public Administration Sector	16055	11.6%
Water and Irrigation Sector	37035	26.8%
<b>TOTAL</b>	<b>138074</b>	<b>100%</b>

## Summary of Sector Programme Financial Resource Requirements

Programme	FY	FY	FY	FY	FY	Total
	2023/2 4	2024/2 5	2025/2 6	2026/2 7	2027/2 8	
<b>(Kshs.in Millions)</b>						
<b>Agriculture and Co-operative Development Sector</b>						
<b>Programme P1.1: Administration, Planning and Support Services</b>	248	229	227	236	245	1,185
<b>Programme 1.2: Agricultural crop production</b>	924	955	900	772	595	4,146
<b>Programme 1.3: Agricultural extension services</b>	219	246	246	204	191	1,106
<b>Programme 1.4: Market accessibility</b>	105	305	5	5	105	525
<b>Programme 1.5: Post harvest management</b>	50	10	5	5	5	75
<b>Programme 1.6: Climate change mitigation</b>	172	292	292	292	172	1,220
<b>Programme 1.7 Revitalize Machakos Agricultural Training Centre.</b>	25	175	25	25	25	275
<b>Programme 1.8: Livestock Feed and Nutrition</b>	28	30	15	15	15	103
<b>Programme 1.9: Livestock Genetic Resource improvement</b>	8	8	7	6	6	35
<b>Programme 1.10: Apiculture development</b>	33	33	31	29	29	155
<b>Programme 1.11 Livestock and Livestock products Marketing, value addition and extension</b>	19	35	16	12	12	94
<b>Programme 1.12: Veterinary Services</b>	51	124	126	59	63	423
<b>Programmed 1.13: Fisheries Development</b>	20	18	20	25	28	111
<b>Programme 1.14: Aquaculture Business Development Programme (ABDP)</b>	149	210	271	329	619	1,578
<b>Programme 1.15 Administration, Planning and Support Services</b>	55	57	41	49	31	233
<b>Programme 1.16: Growth &amp; Development of Co-operative societies</b>	340	440	440	541	641	2,402

Programme	FY	FY	FY	FY	FY	Total
	2023/24	2024/25	2025/26	2026/27	2027/28	
<b>(Kshs.in Millions)</b>						
<b>Programme 1.17: Co-operative Governance</b>	11	12	12	12	13	60
<b>Sector Total</b>	<b>2,457</b>	<b>3,179</b>	<b>2,679</b>	<b>2,616</b>	<b>2,795</b>	<b>13,726</b>
<b>Commercial, Tourism and Labour Affairs Sector</b>						
<b>P 2.1: Trade &amp; External Relations Administrative and support service delivery</b>	104	79	50	50	52	335
<b>P 2:2 Local Trade Development</b>	168	151	153	155	155	782
<b>P2.3 Business Support Program</b>	123	123	123	123	123	615
<b>P2.4 Enterprise Development</b>	66	66	66	66	66	330
<b>P 2:5 International Trade Development</b>	86	86	86	86	86	428
<b>P2.6 External Relations</b>	12	12	12	12	12	60
<b>P 2:7 Industrial Liason Development</b>	527	42	42	42	42	695
<b>P2.8 Informal Sector Development</b>	85	85	85	85	85	425
<b>P2.9 Research Development and Information Management</b>	34	34	34	34	34	170
<b>P2.10 Investment Promotion and Facilitation</b>	8	15	8	8	8	47
<b>P2:11 Machakos Investment Authority</b>	0	5	0	0	0	5
<b>P 2:12 Tourism Administrative and support service delivery</b>	178	154	151	142	141	764
<b>P 2:13 Tourism infrastructure development</b>	30	824	229	564	49	1,696
<b>P 2:14 Tourism promotion and marketing</b>	96	106	95	106	89	492
<b>P 2:15 Tourism capacity development</b>	10	17	9	9	9	54
<b>P 2:16 Promotion and Marketing of Akamba Culture</b>	213	385	229	169	230	1,226
<b>P 2:17 Highway Landscaping and bush clearing</b>	16	16	16	16	16	80
<b>P 2:18 Liquor Administrative and support service delivery</b>	1	9	1	9	1	21

Programme	FY	FY	FY	FY	FY	Total
	2023/24	2024/25	2025/26	2026/27	2027/28	
<b>(Kshs.in Millions)</b>						
<b>P 2:19 Liquor Capacity development</b>	2	2	2	2	2	10
<b>P 2:20 Liquor Licensing and Control</b>	3	3	3	3	3	15
<b>P 2:21 Alcohol and drug abuse</b>	5	55	5	55	5	125
<b>Sector Total</b>	<b>1752</b>	<b>2230</b>	<b>1276</b>	<b>1696</b>	<b>1180</b>	<b>8135</b>
<b>Education, Youth, Sports and Social Welfare sector</b>						
<b>Programme 3.1 General Administration, Planning and Support Services for Education Sector</b>	430	456	472	484	496	2,338
<b>Programme 3.2 Early Childhood Development</b>	213	253	249	252	245	1,212
<b>Programme 3.3 Basic Education</b>	279	309	309	309	309	1,515
<b>Programme 3.4 Technical and Vocational Training</b>	970	440	443	438	438	2,729
<b>Programme 3.5 General Administration, Planning and Support Services for Youth and Sports</b>	55	59	54	54	40	262
<b>Programme 3.6 Youth empowerment</b>	147	157	155	155	145	759
<b>Programme 3.7 Sports Development</b>	518	118	116	116	116	984
<b>Programme 3.8 Sports Infrastructure Development</b>	280	535	530	280	275	1,900
<b>Programme 3.9 General Administration, Planning and Support Services for Gender and Social Welfare</b>	65	80	81	74	67	367
<b>Programme 3.10 Gender and Social Economic Development</b>	654	339	204	304	304	1,805
<b>Sector Total</b>	<b>2959.4</b>	<b>2594.5</b>	<b>2499.7</b>	<b>2167.9</b>	<b>2133.5</b>	<b>12270</b>
<b>Energy, Infrastructure and ICT Sector</b>						
<b>P4.1 General Administration and Support Services</b>	273	221	231	232	233	1,190

Programme	FY	FY	FY	FY	FY	Total
	2023/24	2024/25	2025/26	2026/27	2027/28	
<b>(Kshs.in Millions)</b>						
P4.2 Promotion of renewable Energy	245	195	95	95	95	725
P4.3 Street lighting and Market Floodlights	105	105	105	105	105	525
P4.4 County Rural electrification	2,030	57	74	70	65	2,296
P4.5 General Administration and Support Services	237	185	191	194	200	1,007
P4.6 Road Network Development and Maintenance	277	316	316	316	316	1,541
P4.7 General Administration and Support Services	283	296	310	323	339	1,551
P4.8 Development and Maintenance	530	305	305	305	305	1,750
P4.9 General Administration and Support Services	65	63	59	62	63	312
P4.10 County ICT infrastructure	184	30	30	27	27	298
<b>Sector Total</b>	<b>4,229</b>	<b>1,773</b>	<b>1,716</b>	<b>1,729</b>	<b>1,748</b>	<b>11,195</b>
						0
<b>Health Sector</b>						
<b>Programme 5.1: Administration and planning</b>	3,486	3,628	3,766	3,918	4,077	18,875
<b>Programme 5.2 Preventive and Promotive health services.</b>	217	240	280	204	166	1,107
<b>Programme 5.3 Curative and Rehabilitative Health Services</b>	1,437	1,619	1,751	1,847	2,045	8,699
<b>Programme 5.3 Emergency services</b>	29	29	29	29	29	145
<b>Sector Total</b>	<b>5,169</b>	<b>5,516</b>	<b>5,826</b>	<b>5,998</b>	<b>6,317</b>	<b>28,826</b>
<b>Lands, Environment and Natural Resources Sector</b>						
<b>P6.1 Lands and Physical Planning Administration and Support Services</b>	46	80	62	59	58	305
<b>P6.2 Digital Land Governance</b>	229	112	9	4	4	357
<b>P6.3 Land Administration</b>	128	30	25	30	28	241

Programme	FY	FY	FY	FY	FY	Total
	2023/24	2024/25	2025/26	2026/27	2027/28	
<b>(Kshs.in Millions)</b>						
<b>P6.4 Housing and Urban Administration and Support Services</b>	116	129	92	95	99	531
<b>P6.5 Kenya Integrated Devolution Urban Support Programme (KIDUSP)</b>	857	791	988	859	847	4,342
<b>P6.6 Solid Waste Management</b>	542	472	1,194	591	538	3,337
<b>P6.7: Environment and Natural Resources Administration, Planning and Support Services delivery</b>	108	87	71	60	56	382
<b>P6.8: Environment Management and Protection</b>	65	107	73	72	62	379
<b>P6.9 Locally led ward Climate change development projects</b>	115	115	115	115	115	575
<b>P6.10 Climate Change Administration and Support Services</b>	80	91	70	70	71	382
<b>Sector Total</b>	<b>2,286</b>	<b>2,014</b>	<b>2,699</b>	<b>1,955</b>	<b>1,878</b>	<b>10,832</b>
<b>Public Administration Sector</b>						
<b>P 7.1: Leadership, Supervisory and Coordination</b>	95	114	92	89	88	478
<b>P 7.2: Policy Formulation</b>	5	5	5	5	5	25
<b>P 7.3: Administration and Support Services</b>	117	104	106	111	113	551
<b>Economic Planning</b>						0
<b>P 7.4: County Planning</b>	58	5	5	5	5	78
<b>P 7.5: Public Participation</b>	20	20	20	20	20	100
<b>P 7.6: Monitoring and Evaluation</b>	7	22	7	7	7	50
<b>P 7.7: Statistical services</b>	9	18	8	8	8	51
<b>P 7.8: County Progress Reporting</b>	3	3	23	3	14	46
<b>P 7.9: Resources Mobilization</b>	3	3	3	3	0	12
<b>P 7.10: Policy Development</b>	5	0	0	0	0	5

Programme	FY	FY	FY	FY	FY	Total
	2023/24	2024/25	2025/26	2026/27	2027/28	
<b>(Kshs.in Millions)</b>						
<b>P 7.11: Reactivation of the County Information and Documentation Centre (CIDC)</b>	20	0	0	0	0	20
<b>P 7.12: Administration and Support Services</b>	19	28	29	22	23	121
<b>Finance Services</b>						
<b>P 7.13: Human Resource Management and Support Services</b>	6	6	6	6	6	28
<b>P 7.14: Public Financial Service Management</b>	81	82	84	85	85	415
<b>P 7.15: Administrative Services</b>	132	184	149	161	155	781
<b>P 7.16: Asset Management</b>	9	9	9	9	9	45
<b>P 7.17: E-Procurement</b>	1	1	2	2	2	8
<b>P 7.18: Training and Capacity building</b>	3	3	3	3	3	15
<b>P 7.19: Record Management system</b>	3	2	1	1	2	9
<b>P 7.20: Training and Team building</b>	3	3	4	4	5	18
<b>P 7.21: Internal Control Systems</b>	5	3	2	4	2	15
<b>P 7.22: Risk Management</b>	1	0	0	0	1	2
<b>P 7.23: Assets management</b>	1	0	0	1	0	2
<b>P 7.24: Administrative Services</b>	29	3	11	3	6	52
<b>Revenue Management</b>						
<b>P 7.25: Revenue Management</b>	129	114	114	109	109	575
<b>P 7.26: Administration and Support Services</b>	425	245	253	266	265	1,452
<b>Public Service &amp; Performance Management</b>						
<b>P 7.27: Training, Research and Development</b>	13	13	13	13	13	65
<b>P 7.28: Team Management &amp; CSR Initiatives</b>	11	11	11	11	11	53



Programme	FY	FY	FY	FY	FY	Total
	2023/24	2024/25	2025/26	2026/27	2027/28	
<b>(Kshs.in Millions)</b>						
<b>P 7.29: Payroll Management</b>	69	17	8	8	8	109
<b>P 7.30: Management of Personnel Registry</b>	60	10	10	10	10	100
<b>P 7.31: Staff Welfare &amp; Motivation</b>	346	351	363	376	393	1,829
<b>P 7.32: Performance Management</b>	2	2	2	2	2	10
<b>P 7.33: Succession Management and Staff Retention</b>	17	12	12	12	7	60
<b>P 7.34: Staff Discipline and Compliance</b>	57	27	22	22	22	150
<b>P 7.35: Administration and Support Services</b>	499	493	504	515	526	2,537
<b>County Administration and Decentralized Units</b>						
<b>P 7.36: Staff Recruitment, Training and Motivation</b>	89	142	95	98	101	524
<b>P 7.37: Infrastructure Development</b>	85	42	32	19	16	192
<b>P 7.38: Enforcement Support</b>	179	26	11	8	3	228
<b>P 7.39: Policy Development</b>	5	2	2	2	2	11
<b>P 7.40: Administration and support services</b>	5	13	8	8	5	40
<b>County Public Service Board</b>						
<b>P 7.41: Administration and support Services</b>	45	41	35	31	33	184
<b>P 7.42: Human Resource Audit</b>	0	9	0	9	0	18
<b>P 7.43: Development of Staff Establishment Document</b>	1	0	0	0	0	1
<b>P 7.44: Human Resource Recruitment and Data Management System</b>	0	10	0	0	0	10
<b>P 7.45: Infrastructure Development</b>	11	0	0	0	0	11
<b>Office of the County Attorney</b>						
<b>P 7.46: Legal Services</b>	101	101	102	102	102	508

Programme	FY	FY	FY	FY	FY	Total
	2023/24	2024/25	2025/26	2026/27	2027/28	
<b>(Kshs.in Millions)</b>						
<b>P 7.47: Administration &amp; Support Services</b>	48	42	39	40	40	208
<b>P 7.48: Infrastructure Development</b>	16	0	0	0	0	16
<b>County Assembly</b>						
<b>P7:49 Legislation, Oversight and Representation</b>	105	95	83	83	83	449
<b>P7:50 Administration &amp; Support Services</b>	718	737	757	777	799	3,788
<b>Sector total</b>	<b>3671</b>	<b>3173</b>	<b>3045</b>	<b>3073</b>	<b>3109</b>	<b>16055</b>
<b>Water and Irrigation Sector</b>						
<b>P8.1 Water Resources Management</b>	7,751	7,756	6,812	5,357	5,187	32,863
<b>P8.2 Development and Promotion of Irrigation</b>	280	414	441	596	341	2,072
<b>P 8.3 Sewerage System and Sanitation Management</b>	355	385	223	270	145	1,378
<b>P 8.4 General Administration and Support Services</b>	183	146	130	130	133	722
<b>Sector total</b>	<b>8,569</b>	<b>8,701</b>	<b>7,606</b>	<b>6,353</b>	<b>5,806</b>	<b>37,035</b>
<b>TOTAL COST</b>	31,092	29,181	27,347	25,588	24,967	138,074

### 5.3.2: Revenue Projections

Total revenue the County government projects to raise through the equitable share, conditional grants and own sources are shown in table 5.3.

**Table 5.4: Revenue Projections**

Type of Revenue	Base Year 2022/2023	FY 2023/2024	FY 2024/2025	FY 2025/2026	FY 2026/2027	FY 2027/2028	Total
-----------------	------------------------	--------------	--------------	--------------	--------------	--------------	-------

<b>Equitable Share</b>	9,895,288,567	9,411,898,560	9,787,666,778	10,115,784,394	10,443,902,009	10,772,019,625	50,531,271,366
<b>Conditional Grants (GoK)</b>	110,638,298	-		-	-	-	0
<b>Conditional Grants (Development Partners)</b>	781,253,820	431,009,004	431,009,004	431,009,004	431,009,004	431,009,004	2,155,045,020
<b>Own Source Revenue</b>	1,690,079,199	2,998,879,462	3,056,853,198	3,114,826,936	3,172,800,671	3,230,774,407	15,574,134,674
<b>NHIF Reimbursements</b>	133,492,346	1,008,000,000	1,108,799,999	1,219,680,000	1,242,380,910	1,265,081,820	5,843,942,729
<b>Asset Disposal</b>		100,000,000	100,000,000	100,000,000	100,000,000	100,000,000	500,000,000
<b>Total County Allocation</b>	<b>12,610,752,230</b>	<b>14,014,965,887</b>	<b>14,384,328,979</b>	<b>14,881,300,334</b>	<b>15,290,092,594</b>	<b>15,698,884,856</b>	<b>74,104,393,789</b>

NB. OSR projections are based on actual collection trends

### 5.3.3 Estimated Resource Gap

The County resource gap in terms of the estimated resource needs against the projected revenues as in Table 5.4.

**Table 5.5: Resource Gaps**

<b>Financial year</b>	<b>Requirement (Kshs.in Millions)</b>	<b>Estimated Revenue (Kshs.in Millions)</b>	<b>Variance (Kshs.in Millions)</b>
<b>2023/2024</b>	31,092	14,015	-17,077
<b>2024/2025</b>	29,181	27,347	-1,834
<b>2025/2026</b>	27,347	14,881	-12,466
<b>2026/2027</b>	25,588	15,290	-10,298
<b>2027/2028</b>	24,967	15,699	-9,268
<b>National Government Funding (Water Department)</b>		27,781	27,781
<b>Total</b>	<b>138,074</b>	<b>102,050</b>	<b>-36,024</b>

The total resources required for implementing the projects and programmes identified in this plan for the next five year period is **Ksh. 138.074 billion** the total revenue the government projects to raise is **Ksh. 102.05 billion**.  
. There is thus a resource gap of **Ksh. -36.024 billion**.

### **5.3.4 Resource Mobilization and Management Strategies**

Revenue collection in the County needs to be streamlined and the base expanded. This will be accomplished through instituting strategies to counter the challenges that impede revenue collection. Among the interventions will be:

- Continuous mapping of all available revenue streams in collaboration with the Office of the Controller of Budget;
- Involving key partners in the planning process;
- Identifying and mobilizing new partnerships;
- Developing technical resource networks;
- Fund-raising;
- Reaching out to the academia and research organizations;
- Establishment of a Resource Mobilization Unit;
- Development of a framework for Public Private Partnerships (PPPs);
- Enhancing partnership and collaboration with the National Government and non-state actors;
- Identifying and making use of dormant revenue streams;
- Disposal of non-operational assets in accordance with the Public Procurement and Disposal Act of 2015;
- Signing resource mobilization agreements with development partners in their areas of interest;
- Eliminating revenue leakages and non-disclosure through the following measures:
- Automation of revenue collection system to ensure cashless payment option;
- The formation of a revenue administration unit within the directorate to pursue rates defaulters
- Enactment of all revenue related laws to the Finance Bill, such as the Sand Harvesting Act, Liquor Licensing Act among others
- Civil education of all citizens on the benefits of paying County rents, rates and fees;
- Maintaining and strengthening relationships with development partners and donors in order to ensure consistent funding;
- Creating an enabling environment for businesses to attract FDIs and PPPs;

- Seeking capital funding, including equity and debt financing.

#### **5.4 Asset Management**

The National Treasury and Planning (June, 2020) requires all government entities including Ministries, Departments and Agencies, Counties and State Corporations to adopt and/or customize their policies in line with the National Treasury and Planning Policy on Asset and Liability Management in the Public Sector in the management of Assets and Liabilities at entity level and report to the National Treasury.

The County Government of Machakos is in the process of preparing an Asset and Liabilities Management policy which is at the draft level. The objective of the policy is to:

- Promote accountability on Assets and Liabilities Management
- Ensure effective management and safeguard of public assets
- Implement standardization in all Public Sector Entities of planning, identification, incurrence, monitoring, discharge or settlement, recording of liabilities and disclosure of liabilities in the Public Sector; and Assets and Liabilities data management and reporting.
- Proper authorization of acquisition and disposal of assets
- Accurate and timely information and reporting to facilitate decision making
- Maintenance of an updated Government inventory of Assets and Liabilities for all public entities

The County Government of Machakos has established an Internal Audit Controls and Management Unit that checks on the asset management for various classes of asset records, checks the accuracy, internal processes and procedures for asset acquisitions and disposals. This Unit also provides assurance on governance, internal controls and risk management relating to Assets and Liabilities, verifies the existence of assets administered by the County and ensures there are proper safeguards for their protection.

Further the County Government of Machakos has established an Asset and Liabilities Management Unit. This Unit is mandated to carry out the following tasks:

- Maintain an updated register of assets and liabilities

- Regularly update the county asset register
- Identify asset conditions
- Track asset depreciation accurately at timely intervals
- Determine the value of assets and their replacement cost
- Ensure proper reporting of assets in the financial statements
- Prepare county annual asset and liability plan as well as repair and maintenance plan
- Ensure proper replacement plan of fixed assets
- Ensure proper asset tagging system
- Advise the accounting officer on matters related to optimal management of assets
- Schedule and perform periodical physical asset identification, verification, inspection and validation
- Coordinate and advise on disposal of surplus and obsolete assets

The presence of the office of the Controller of Budget helps with regard to Assets and Liabilities Management by overseeing implementation of the budgets of the County Government by authorizing withdrawal from public funds where such funds are used for the acquisition and maintenance of assets as well as payment of liabilities.

## 5.5 Risk Management

This section provides the key anticipated risks that may hinder the implementation of the CIDP, potential risk implications and proposed mitigation measures to enhance sustainable development as presented in table 5.5.

**Table 5.6: Risk, Implication, Level and Mitigation Measures**

Risk Category	Risk	Risk Implication	Risk Level (Low, Medium, High)	Mitigation measures
Financial	Inadequate financial resources	Stalled projects	Medium	Enhance resource mobilization strategies
Laws, Policies and Procedures	Compliance Risk	Legal suits, penalties, fines and violation of contracts	Medium	Adherence to stipulated laws and regulations
Public Image	Reputation Risk	Public mistrust	Low	Management of integrity and high staff competence

<b>Risk Category</b>	<b>Risk</b>	<b>Risk Implication</b>	<b>Risk Level (Low, Medium, High)</b>	<b>Mitigation measures</b>
<b>Technological</b>	Cyber security Risk	Breach of valuable information data insecurity, compliance and service outages	High	Investment in cyber security Risk management Fresh personnel training and software acquisition
<b>Climate Change</b>	Drought	Loss of livestock and reduced crop productivity	High	Climate smart agricultural practices
<b>Organizational</b>	Inadequate Human Resource Capacity	Inefficiency in service delivery	Medium	Timely recruitment C
	Communication Risk	Loss of data or misinformation	Medium	Effective and timely communication
	Scope creep Risk	Extra cost of additional features, products or functions	High	Improve strategic planning
	Operational Risk	Direct or indirect loss owing to inadequacy or failed qualitative, quantitative or strategies	High	Improve strategic planning
	Skills Resource Risk	Staff incompetence in various projects which may contribute to the additional cost of personnel retraining or transfers	Low	Personnel Induction and Training
<b>Market</b>	Cost Risk	Extra cost due to inflation or market forces	High	Strategic planning
<b>Natural Occurrences</b>	External hazards risk (i.e.) terrorism, storms, floods, vandalism, earthquakes and civil unrest)	A project may stall or discontinue when such events occur	High	By employing appropriate monitoring measures



## **CHAPTER SIX: MONITORING, EVALUATION AND LEARNING**

### **6.1 Overview**

The monitoring and evaluation mechanism will keep track of how well the planned programs and initiatives are being implemented. In order to ensure openness, accountability and public inclusion in tracking the public projects and programs, the County will employ participatory monitoring and evaluation approach. That is, all relevant stakeholders will be involved at various levels of project implementation to achieve desired outcomes. This is well articulated in the Machakos County Monitoring & Evaluation policy and Development Planning & Implementation policy which are in line with the County Integrated Monitoring and Evaluation System (CIMES). Structures for efficient M&E have already been put in place to conduct these activities at various implementation levels.

### **6.2 County Monitoring and Evaluation Structure**

M&E data is a crucial factor in the County's effective management to make informed decisions. Monitoring at all levels will be a combined effort of the County Government and all concerned stakeholders. Data collection on progress of projects will be done through surveys and M&E reports from project management committees, sub-county and ward project coordinators. Members of the PMCs and project coordinators will be adequately trained to effectively monitor and evaluate the projects in their areas.

The Economic Planning Unit will spearhead the monitoring and evaluation of the proposed project implementation in the CIDP through field visits and reporting. The Unit will do analysis and prepare quarterly and annual reports (**see annex 1**) that will be used to inform decisions, plans, budgets and policy options. Approved M&E reports will be disseminated in a timely manner to all stakeholders through various means such as county website ([www.machakosgovernment.go.ke](http://www.machakosgovernment.go.ke)), brochures, popular version print outs, county magazine, media etc.

All the departments will be required to provide disaggregated data i.e. separation of the compiled information per gender, age, disability and social status. This will improve the quality of public policies, programmes and projects and ensure more efficient allocation of resources. Hence,

improved outcomes/increased wellbeing of women and men, and the creation of a more socially just and sustainable society.

### 6.3 M&E Capacity

The County Government has trained and appointed 47 County Planning Champions, 40 Ward Administrators and all village Administrators to participate in matters regarding County Planning, Monitoring and Evaluation.

### 6.4 M&E Outcome Indicators

This section presents programme outcome indicators by sector as captured on key sector programmes in Chapter Four.

#### 6.4.1 Agriculture and Co-operative Development Sector

Programme	Outcome	Outcome indicator	Baseline		Mid-term target	End term target	Reporting responsibility
			Value	Year			
<b>Administrative services</b>							
Administrative services	Enhanced service delivery	Customer satisfactory rate	0	2022	70	90	Department of agriculture and food security
		% number of farmers reached	0	2022	20	30	
		Staff satisfactory rate	0	2022	80	90	
Agricultural crop production	Increased crop productivity	% crop productivity	0	2022	10	20	Department of agriculture and food security
National Agriculture Value Chain	Increased crop productivity	% crop productivity	0	2022	11	25	Department of agriculture and food security
Development Project	Increased access to market	% of famers selling through organized markets	0	2022	10	20	Department of agriculture and food security
	Increased acreage under irrigation	% Acreage icrease under irrigation	0	2022	2	5	Department of agriculture and food security
Small holder Irrigation and Value Addition II	Increased acreage under irrigation	Acreage under irrigation	0	2022	2	5	Department of agriculture and food security
Exhibitions and trade fairs	Increased adoption of Good Agricultural Practices	% of farmers adopting Good Agricultural Practices	0	2022	20	30	Department of agriculture and food security
Model Farms	Increased adoption of Good Agricultural	% of farmers adopting Good Agricultural	0	2022	20	30	Department of agriculture and food security

Programme	Outcome	Outcome indicator	Baseline		Mid-term target	End term target	Reporting responsibility
			Value	Year			
	Practices	Practices					
Agricultural extension services	Enhanced dissemination of extension services	% of farmers reached	0	2022	20	30	Department of agriculture and food security
Farmers digitalization	Enhanced dissemination of extension services	% Number farmers reached using Digital platforms	0	2022	10	15	Department of agriculture and food security
Market accessibility	Increased farm incomes and Market volumes	% of farmers income	0	2022	25	50	Department of agriculture and food security
	Increased Market volumes of farm produce	% of Market volumes of farm produce	0	2022	20	30	Department of agriculture and food security
Value addition and processing	Increased volume of value added products	% volume of value added produce	0	2022	8	15	Department of agriculture and food security
Climate change mitigation	Increased area under fruit trees	% Acreage under fruit tree	0	2022	5	15	Department of agriculture and food security
	Increased area under irrigation	Acreage under irrigation	0	2022	2	3	Department of agriculture and food security
Machakos Agricultural Training Centre.	Enhanced dissemination of extension services	% Number farmers reached	0	2022	5	10	Department of agriculture and food security
<b>Livestock development</b>							
Livestock Feed and Nutrition	Affordable and quality pasture and fodder seeds/propagules	Tonnage of grass seeds, cutting and splits produced	3000	2022	4000	8000	Department of Livestock Production
Livestock Genetic Resource improvement	Improved livestock breeds for meat and milk production	% of animals served with improved semen	0	2022	20	30	Livestock Production
Apiculture development	Increased honey production	tonnage of honey produced	0	2022	70	150	Livestock Production
Livestock marketing information systems	Improved livestock marketing infrastructure	No of livestock infrastructure developed	0	2022	4	6	Livestock Production
Drought mitigation, climate change adaptation and resilience building	Improved climate change adaptation and resilience	% of farmers adapting to climate change and resilience	0	2022	25	50	Livestock Production
Emerging	Increased farmers	% of farmers	0	2022	20	40	Livestock

Programme	Outcome	Outcome indicator	Baseline		Mid-term target	End term target	Reporting responsibility
			Value	Year			
livestock	adopting emerging livestock	adopting emerging livestock					Producton
Veterinary services							
Mass livestock vaccination	Reduced disease incidences	% number of livestock vaccinated	0	2022	20	40	Department of agriculture and food security
Rabies eradication	Reduced rabies incidences	%Number of dogs vaccinated	0	2022	75	100	Department of agriculture and food security
Construction of poultry slaughterhouse	Improved standard of hygiene	% of slaughter houses constructed	0	2022	1	2	Department of agriculture and food security
Animal welfare improvement	Improved welfare of animals	% of farmers trained o animal welfare	0	2022	50	70	Department of agriculture and food security
Fisheries Development							
Fisheries Development	Increased fingerlings stocked/Restocked in dams	% of fingerlings stocked/restocked	0	2022	10	20	Directorate of Fisheries, CGM
	Increased aquaculture productivity	% Quantity of fish harvested from Aquaculture(kg)	0	2022	10	20	Directorate of Fisheries, CGM
Aquaculture Business Development Programme (ABDP)	Improved aquaculture productivity	% aquaculture productivity	0	2022	15	25	Directorate of Fisheries
	Improved incomes	% of farmers' incomes	0	2022	15	25	Directorate of Fisheries
Co-operative development sub sector							
Co-operative development Administrative services	Improved service delivery	Customer satisfactory rate	0	2022	100%	100%	Department of co-operative
		Average response time	0	2022	1hour	30 minutes	Department of co-operative
Growth and Development of co-operatives	Increased memberships in co-operatives	% membership in co-operatives	30	2022	50	75	Department of co-operative
	Increased women and youth involvement in cooperatives	% of women and youth participating in co-operatives	0	2022	30	40	Department of co-operative
Co-operative Governance	<b>Improved performance and accountability of cooperative societies</b>	% of audited cooperatives	40	2022	60	100	Department of co-operative
	Enhanced service delivery	Customer satisfactory rate	0	2020	80	90	Department of co-operative
Co-operative	Digitalization of	% adoption of technology in the	5	2022	15	25	Department of co-

Programme	Outcome	Outcome indicator	Baseline		Mid-term target	End term target	Reporting responsibility
			Value	Year			
societies ICT infrastructure	cooperatives operations	cooperatives					operative
Mainstreaming women & youths in co-operatives	Increased women and youth involvement in cooperatives	% of women and youth participating in co-operatives	0	2022	30	40	Department of co-operative

## 6.4.2 Commercial, Tourism and Labour Affairs Sector

Programme	Outcome	Outcome Indicator (s)	Baseline		Mid Term Target	End Term Target	Reporting Responsibility
			Value	Year			
<b>Trade</b>							
<b>Administration and support services</b>	Efficiency and effectiveness in service delivery	% Increase in Customer satisfaction		2022	100	100	Department of Trade
		% Increase in office space		2022	80	20	Department of Trade
		% number of motor vehicles that are functional and serviceable		2022	100	100	Department of Trade
		Office equipment and furniture purchased		2022	80	80	Department of Trade
<b>Trade Development</b>	Trade and consumer protection	Increased degree of fairness in trade		2022	70	80	Department of Trade
		Percentage change in counterfeits & contraband goods		2022	70	70	Department of Trade
		Increased % for value for money spent			90	95	Department of Trade
	Market and market linkages	% increase in the number of local SMEs products in local and international markets		2022	60	60	Department of Trade
		% Increase Market and market linkages		2022	70	70	Department of Trade
	Improved quality and variety of products and services	% increase in the number of SMEs sites upgraded and markets constructed		2022	50	50	Department of Trade
		% increase in No. of SMEs capacity built		2022	50	50	Department of Trade
		Rate of establishment of and functional SME incubation hub		2022	60	40	MCG
	Business Databases	% increase in Available Digitized business information data		2022	80	20	Department of Trade
	Investment growth	% increase in No. of foreign investment ventures		2022	50	50	Department of Trade
		% Increase in number of local investment ventures		2022	60	60	Department of Trade
	Improved investor facilitation and after care services	% increase retention of investors		2022	100	100	Department of Trade
		% increase in the number of equipped and operational one stop shops	0	2022	50	50	Department of Trade
	Sanitation	% Increase No. of		2022	50	50	Department of

	facilities in market centres	public toilets and sanitary facilities					Trade
		% Increase number of people accessing sanitary facilities		2022	50	50	Department of Trade
	Access to credit	% Increase of groups and individuals issued with joint loans		2022	50	50	Department of Trade
	Employment rate for all women and men, including youth and persons with disability	% increase in Employment rate		2022	40	30	Department of Trade
	Entrepreneurship and access to affirmative action funds	% increase in the No. of trainings on business development and management skills		2022	30	30	Department of Trade
		% increase in no. of groups trained on business development and management skills		2022	50	50	Department of Trade
		increased No. of women groups accessing interest free credit		2022	50	50	Department of Trade
<b>Investment and industrial development</b>	Product diversification and industrialization	% increase in product diversification and industrialization		2022	30	30	Department of Trade
	industrialization policy and master plan	enhance quality of Industrialization policy and Industrialization master plan		2022	80	90	Department of Trade
		% of Industrialization database established		2022	60	80	Department of Trade
	Specialized equipment	% Increase in production capacity		2022	30	30	Department of Trade
	Vibrant informal sector	% Increase in self-employment		2022	40	40	Department of Trade
		% increase of Jua kali shades		2022	50	50	Department of Trade
		% increase in Boda Boda Shades		2022	60	60	Department of Trade
	Significant rise in industrialization and employment rate	% Increase in manufacturing and value addition plants		2022	50	60	Department of Trade
		% Increase in industrial parks		2022			Department of Trade
	value addition	% increase in No. of processing factories		2022	50	70	Department of Trade
<b>Tourism</b>							

<b>Tourism infrastructure development</b>		Number of parks rehabilitated	0	2022	3	6	Department of tourism
		Number of parks constructed.	7	2022	2	2	Department of tourism
		Number of curio outlets constructed	1	2022	2	4	Department of tourism
		Number of rest areas constructed	1	2022	1	2	Department of tourism
		Number of institutions constructed	0	2022	1	1	Department of tourism
		Restoration of Mc Millan castle	0	2022	1	1	Department of tourism
		Construction of a “MASAKU” landmark feature	0	2022	1	1	Department of tourism
		Construction of a arc landmark feature	0	2022	1	1	Department of tourism
		Construction of view points	0	2022	1	1	Department of tourism
<b>Tourism promotion and marketing</b>	Attract more Tourists and improve accessibility to different attractions	Types of publications	2	2022	3	3	Department of tourism
		Number of Local exhibitions organized/attended	8	2022	27	45	Department of tourism
		Number of International exhibitions organized/attended	0	2022	24	40	Department of Tourism
		Erection of Tourists signages	15	2022	40	70	Department of Tourism
		Increase the number of social media interaction	7,500	2022	27,500	47,500	Department of Tourism
		Digital LED tourism promotion screen	0	2022	2	4	Department of Tourism
	Organize beauty pageants and fashion galas	Number of beauty pageants/fashions Organized.	0	2022	2	8	Department of Tourism
	Organize/attend sports Tourism events	Number of local sports Tourism events organized/attended	8	2022	12	20	Department of Tourism
		Number of foreign sports Tourism events organized/attended	0	2022	3	6	Department of Tourism
<b>Capacity building for tourism professionals</b>	Trained and capacity built tourism officers	Number of tourism professional seminars/forums organized.	2	2022	5	9	Department of Tourism
		Number of tourism stakeholders	0	2022	3	3	Department of



		familiarization trip					Tourism
		Capacity building for tourism staff	0	2022	4	8	Department of Tourism
		Subscription to tourism professional bodies	0	2022	10	20	Department of Tourism
<b>Culture</b>							
<b>Promotion and Marketing of Akamba Culture</b>	Reduce the degrading of Akamba culture	No. of cultural centers constructed	0	2022	4	9	Department of Tourism & Culture
		No. of cultural festivals held	5	2022	5	10	
		No. of cultural data reports	0	2022	50%	100	
		No. of groups/cultural practitioners benefiting from the grant	0	2022	50	100	
		No. of people trained	2	2022	50	100	
		No. of cultural activities held	150	2022	50	100	
		No. of participants and No. of events held	6	2022	50	100	
		No. of films produced	5	2022	50	100	
		No. of events attended by the choir and the cultural groups	3	2022	3	5	
		No. of visual content produced	1	2022	50	100	
		No. of acts, bills and policies completed and implemented	0	2022	2	3	
		No. of people/groups benefiting and trips made	8	2022	150	250	
		No. of indigenous trees planted	0	2022	3,000	5,000	
		<b>Promote creative arts in Machakos</b>		No. of Machakos fest festival held	5	2022	
	No. of workshops/trainings held during Artfest		3	2022	3	5	
	No. of Machakos TalantaFest held		3	2022	3	5	
	No. of Top Choir competitions held		1	2022	3	5	
	No. of Uhai Festivals held		1	2022	3	5	
	No. of Tour De Machakos cycling tours held		5	2022	3	5	
	Policy		0	2022	1	1	
	No. of film workshop held		1	2022	8	15	
	No. of visual content produced once there is equipment		1	2022	75%	100%	

		No. of visual / audio studios built	0	2022	5	9	
		No. of amphitheatres built	1	2022	2	3	
<b>County Image</b>							
<b>Highway Branding and Signage</b>	Signage put up across the county	Number of branded highways		2027			Directorate of County Image
<b>Highway Beautification</b>	Renovated and beautiful highways	Percentage of beautified highways		2027	Continu ous	Continu ous	Directorate of County Image
<b>Highway Clean-up and bush clearing</b>	Renovated and clean highways	Percentage of cleaned highways		2027	Continu ous	Continu ous	Directorate of County Image
<b>Highway Park Renovation</b>	Renovated rest areas, parks & mini parks	Number of Parks & mini parks		2027	Continu ous	Continu ous	Directorate of County Image

### 6.4.3 Education, Youth, Sports and Social Welfare Sector

Programme	Outcome	Outcome Indicator (s)	Baseline*		Mid Term Target	End Term Target	Reporting Responsibility
			Value	Year			
<b>Early Childhood Development</b>	Increased quality education and learning in ECDE centers and healthy children	ECDE Net Enrolment and Retention Rate	36,611	2022	20,000	20,000	Department of Education
		ECDE Gross Enrolment and Retention Rate	36,611	2022	20,000	20,000	
		Teacher to Pupil Ratio leading to Performance improvement	1:30	2022	1:20	1:20	
		ECDE Centers under feeding program for the purpose of boosting enrolment and retention rate in addition to health factors to learners	0	2022	50%	100%	
		Children and women benefiting from day care services thus economically empowered	0	2022	50%	100%	
		ECDE centers established and fully operational	1,080	2022	50more	80more	

Programme	Outcome	Outcome Indicator (s)	Baseline*		Mid Term Target	End Term Target	Reporting Responsibility
			Value	Year			
		leading to high education standards					
		EDCE Gross Attendance Rate	70%	2022	90%	100%	
		ECDE Net Attendance Rate	70%	2022	90%	100%	
		ECDE Pupils with talents disaggregated by type (athletics, football, swimming, poetry etc)	-	2022	50%	100%	
		ECDE quality assurance assessment reports	1	2022	3	5	
		ECDE Dropout Rate	4%	2022	2%	0%	
		Policies/bills/acts developed and implemented	1	2022	2	4	
		ECDE centers supplied with teaching and learning materials/Psychomotor materials - performance	40%	2022	75%	100%	
		Assessment reports on quality assurance and standards resulting to education standards	1	2022	3	5	
<b>Basic Education Support</b>	Improved academic standards	Secondary school bursary fund beneficiaries will be retained in school and improve their academic performance	140,000	2022	70,000	70,000	Department of Education & Ministry of Education
		Libraries Established and equipped will lead to high academic performance	1	2022	5	9	
		County prize giving day held	0	2022	3	5	

Programme	Outcome	Outcome Indicator (s)	Baseline*		Mid Term Target	End Term Target	Reporting Responsibility
			Value	Year			
		leading to motivation to all stakeholders thus rise the performance					
		Dignity kit beneficiaries	0	2022	50%	100%	
		Gross primary school Enrolment Rate	116.9%	2022	120%	130%	
		Net primary school Enrolment Rate	96.7%	2022	98%	100%	
		Primary school level Teacher : Pupil Ratio	1:50	2022	1:40	1:40	
		Gross Primary Attendance Rate	126.6%	2022	135%	150%	
		Net Primary Attendance Rate	90.1%	2022	95%	100%	
		Gender parity index in primary school	0.97%	2022	30%	50%	
		Dropout rate	3.5%	2022	1%	0%	
		Transition rate from primary to secondary school	57%	2022	80%	100%	
		Percentage of primary school pupils benefiting from school feeding program	0	2022	50%	100%	
		Gross secondary school Enrolment Rate	94.4%	2022	98.5%	100%	
		Secondary school Net Attendance Rate	28.6%	2022	50%	100%	
		Gender parity index in secondary schools	0.98	2022	30%	50%	
		Percentage of Secondary schools connected to electricity	54%	2022	75%	100%	
		Dropout Rate	28%	2022	15%	0%	
		Transition Rate from secondary to tertiary	54%	2022	75%	100%	

Programme	Outcome	Outcome Indicator (s)	Baseline*		Mid Term Target	End Term Target	Reporting Responsibility
			Value	Year			
		institutions					
		No. of Higher education fund beneficiaries	75%	2022	90%	100%	
		Literacy level	82.3%	2022	92.5%	97.5%	
		Male literacy	Missing data	2022	50%	100%	
		Female literacy	Missing data	2022	50%	100%	
		Population with KCPE certificate	Missing data	2022	50%	100%	
		Population with KCSE certificate	Missing data	2022	50%	100%	
		Population with College certificate	Missing data	2022	50%	100%	
		Population with Diploma certificate	Missing data	2022	50%	100%	
		Population with A Degree certificate	Missing data	2022	50%	100%	
<b>Technical and Vocational Training</b>	Enhanced relevant technical skills among the youth	Established Vocational Training Centers	45	2022	15	9	Department of Education & Ministry of Education
		Enrolment in Vocational Training Centers	3,000	2022	4,500	6,000	
		Student: Instructor Ratio	1:75	2022	1:40	1:20	
		Operational ICT centers established by the government	0	2022	1	2	
<b>Gender and Social Economic Development</b>		No. of trainings for PWDs self-help groups leaders		2022	60	100	Department of Gender and Social Welfare
		No. of trainings for self-help groups leaders (mixed)		2022	60	100	
		No. of women self-help group beneficiaries		2022	1,500	2,500	
		No. of widows and widowers self-help group beneficiaries		2022	900	1,500	
		No. of PWDs self-help group beneficiaries		2022	600	1,000	
		No. of PWDs beneficiaries	5,325	2022	3,000	5,000	

Programme	Outcome	Outcome Indicator (s)	Baseline*		Mid Term Target	End Term Target	Reporting Responsibility
			Value	Year			
		Number of disability mainstreaming sessions held for persons with disability	31	2022	15	25	
		Machakos Disability board	1	2022	1	1	
		No. of meetings held for the Disability board	0	2022	16	20	
		No. of Established Independent living and empowerment centers for PWDs	0	2022	1	1	
		No. of elderly persons benefited and supported	3,779	2022	3,000	5,000	
		No. of established homes for the elderly persons	0	2022	1	2	
		No. of trainings for women self-help groups leaders					
	Increased economically empowered community and livelihood	No. of County supported registered children's homes and children rescue Centers	30	2022	35	35	
		No. of County supported Special Institutions	4	2022	5	5	
		Number of vulnerable children and youths reached	2,696	2022	450	750	
		No. of Youth/child rehabilitation Centers	1	2022	1	1	
		No. of street children integrated back to their families	7	2022	600	1,000	
		No. of GBV Sensitization and awareness creation sessions conducted	350	2022	60	100	
		No. of gender mainstreaming sensitization and awareness creation sessions conducted	4	2022	60	100	

Programme	Outcome	Outcome Indicator (s)	Baseline*		Mid Term Target	End Term Target	Reporting Responsibility
			Value	Year			
		Number of Sub County and Ward GBV Technical Working Groups formed	35	2022	15	50	
		No. of constructed, equipped and operationalized GBV rescue Centers	1	2022	1	2	
<b>Youth empowerment</b>	Empowered, healthy, Innovative, well-funded and informed youth	Established youth innovation centers	1	2022	4	9	Department of youth and sports
		Youth in service at the Machakos youth service	0	2022	1,400	4,600	
		No. of entrepreneurship training held.	5	2022	20	45	
		No. of Drop in centers constructed	0	2022	4	9	
		Machakos youth fund No. of youth business startups/expanded	0	2022	250	500	
		NO. of youth mentored, interning and volunteering	0	2022	425	855	
		No. of social media pages	2	2022	3	5	
		Online youth webinar forums held.	5	2022	50	120	
		Capacity buildings and sensitizations held	24	2022	50	120	
		No. of youth conferences held	1	2022	3	5	
		Functioning youth council	0	2022	1	1	
		<b>Sports Infrastructure Development</b>	Completed, equipped and operational infrastructure	Construction of stadia	1	2022	
Play grounds upgraded	0			2022	25	50	
No. of clients hosted /events held.	40%			2022	50%	100%	
New sports discipline infrastructure	0			2022	50%	100%	

Programme	Outcome	Outcome Indicator (s)	Baseline*		Mid Term Target	End Term Target	Reporting Responsibility
			Value	Year			
		constructed					
		No. of signage put up	0	2022	5	10	
<b>Sports Promotion</b>	Well nurtured, developed and promoted sports talents	No. of policies, bills and acts passed	0	2022	1	1	Sports
		Teams supported with sports kits & equipment	250	2022	750	1250	Sports
		Trainings held for sports men & women	0	2022	150	300	Sports
		Athletes participated in Machakos Great run	2	2022	5	7	Sports
		Championships events held	1	2022	4	6	Sports
		Completed walls of fame	0	2022	3	5	Sports
		Sports documented in the documentary	0	2022	3	5	Sports

#### 6.4.4 Energy, Infrastructure and ICT Sector

Programme	Outcome	Outcome Indicator (s)	Baseline*		Mid Term Target	End Term Target	Reporting Responsibility
			Value	Year			
<b>Promotion of Renewable energy</b>	Improved access to affordable, reliable modern energy services	Percentage of households having access to clean cooking technologies	-	2022	50%	50%	Department of Energy
<b>Market Lighting &amp;/ Street lighting (Mulika Mwizi)</b>	Increased safety along roads/streets Improved security	Crime and public security score	29.4	2022	35	40	Department of Energy
<b>Maintenance of Streetlights and floodlights</b>							
<b>Rural Electricity</b>	Increased electricity connection	Electricity connection score	7200	2021	12000	13000	Department of Energy
<b>Road Network Development and Maintenance</b>	Improved road infrastructure	Road infrastructure score	27.2	2022	30	35	Department of Transport & Roads
<b>Road Network Development and</b>							



Programme	Outcome	Outcome Indicator (s)	Baseline*		Mid Term Target	End Term Target	Reporting Responsibility
			Value	Year			
<b>Maintenance</b>							
<b>County fleet management</b>	Improved county operations	Percentage of total fleet maintained & operational	55%	2022	85%	85%	Department of Transport & Roads
<b>Upgrading of WAN &amp; development of network</b>	Increased efficiency of serving the public	Percentage of sub-counties connected to WAN	22%	2022	100%	100%	Department of ICT
<b>Establishment of data Centre</b>	Increased efficiency in data storage	Percentage of complete & functional data Centre	-	2022	100%	100%	Department of ICT
<b>Email server &amp; Microsoft exchange</b>	Improved interdepartmental communication	% of functional email server	-	2022	100%	100%	Department of ICT

#### 6.4.5 Health Sector M&E Outcome Indicators

Programme	Outcome	Outcome Indicator (s)	Baseline*		Mid Term Target	End Term Target	Reporting Responsibility
			Value	Year			
<b>Preventive &amp; Promotive Health Services</b>	Improved reproductive health across the population of reproductive age	Proportion of women of reproductive age accessing modern family planning	47%	2022	55%	70%	Department of Health
		Reduce the proportion of teenage pregnancies	16%		13%	10%	
		Increase the proportion of WRA accessing skilled deliveries	75%		85%	90%	

Programme	Outcome	Outcome Indicator (s)	Baseline*		Mid Term Target	End Term Target	Reporting Responsibility
			Value	Year			
	Eliminate vaccine preventable diseases across the county	Increase the proportion of fully immunized children	94%		95%	97%	
	Improved nutrition among children in Machakos County	Decrease the proportion of children with stunted growth	16%		14%	12%	
		Decrease the proportion of children who are underweight	3.90%		3%	2%	
		Increase proportion of children on exclusive breastfeeding	85%		87%	90%	
	Enhanced capacity to detect & investigate disease outbreaks in the county	Proportion of disease outbreaks detected and investigated	100%		100%	100%	
	Improved health status for People Living with HIV	Increase new HIV case detection rate	87%		91%	93%	
		Increase the proportion of newly detected HIV positive cases on treatment	91%		93%	95%	
		Increase the viral suppression among HIV positive persons on ART	90%		92%	95%	
	Improved detection and treatment of TB	Increase new TB case detection rate	89%		90%	92%	

Programme	Outcome	Outcome Indicator (s)	Baseline*		Mid Term Target	End Term Target	Reporting Responsibility
			Value	Year			
		Increase TB treatment success rate	87%		89%	91%	
		Increase TB treatment cure rate	81%		82%	84%	
	Improved Malaria Prevention	Proportion of pregnant women issued with insecticide treated mosquito nets	83%		85%	87%	
	Improved detection of non-communicable diseases	Proportion of new outpatient hypertension cases detected	38.10%		41%	43%	
		Number of new cancer cases detected	444		500	600	
	Improved environmental health in the county	Proportion of households with pit latrines	85%		87%	90%	
	improved school hygiene & sanitation	Proportion of schools with adequate sanitation facilities	80%		83%	85%	
	Functional L1 health services	Proportion of community units holding quarterly dialogue days	80%		85%	90%	
	Outcome	Outcome Indicator (s)	Baseline* Value		Mid Term Target	End Term Target	
<b>General Administration, Planning, Management Support and Coordination of health services</b>	Improved Management of Human Resource for Health	Proportion of staff appraised	90%		95%	100%	
		Number of monthly human resource advisory committee meetings held	8		12	12	
	Improved access to health services	Number of operational health facilities	191		200	210	

Programme	Outcome	Outcome Indicator (s)	Baseline*		Mid Term Target	End Term Target	Reporting Responsibility
			Value	Year			
		Number of upgraded health facilities	14		23	33	
	Improved availability of essential medicines and medical supplies	Proportion of health facilities reporting stock-outs of common tracer commodities	90%		50%	10%	
	Improved management and coordination of health services	Number of quarterly support supervisions held	2		4	4	
	Implementation of health activities according to plans and budgets	Number of health facilities with annual work plans	191		200	210	
	Evidence-based decision making	Proportion of health facilities submitting complete and timely reports	85%		90%	95%	
	<b>Curative &amp; Rehabilitative Services</b>	Optimal functionality of public hospitals in the county	Number hospitals with functional operating theatres	4		6	
Number hospitals with isolation centres			3		5	8	
Number of hospitals with accident & emergency departments			2		5	8	
Outcome Indicator (s)			Baseline* Value		Mid Term Target	End Term Target	
Number of hospitals offering specialized laboratory services		1		3	5		

Programme	Outcome	Outcome Indicator (s)	Baseline*		Mid Term Target	End Term Target	Reporting Responsibility
			Value	Year			
		Number of hospitals offering specialized radiology services	1		3	5	
		Number of hospitals with functional ICUs	1		2	3	
		Number of hospitals with functional renal units	1		2	3	
		Number of hospitals with functional cancer care units	1		2	2	
		Number of hospitals with functional mental health units	1		2	3	
	Improved efficiency in health service delivery	Doctor:Population ratio (per 100,000)	7		10	15	
		Nurse:Population ratio (per 100,000)	74		80	85	

#### 6.4.6 Lands Environment & Natural Resources Sector

Programme	Outcome	Outcome Indicator (s)	Baseline* Value	Year	Mid Term Target	End Term Target	Reporting Responsibility
<b>Lands and Physical Planning Administration and Support Services</b>	Efficient and effective service delivery	Customer satisfaction rate		2022	100%	100%	Lands and Physical Planning, Housing, Urban Development
<b>Digital Land Governance</b>	Effective digital land management systems	Percentage improvement in land management		2022	100%	100%	Lands and Physical Planning
<b>Land Administration</b>	Better managed land	Percentage of land utilized		2022	50%	80%	Department responsible for lands

Programme	Outcome	Outcome Indicator (s)	Baseline* Value	Year	Mid Term Target	End Term Target	Reporting Responsibility
<b>Housing and Urban Administration and Support Services</b>	Efficient and effective service delivery	Customer satisfaction rate		2022	100%	100%	Department responsible for Housing and Urban Development,
<b>Kenya Integrated Devolution Urban Support Programme (KIDUSP)</b>	Improve urban planning systems and infrastructure	Percentage of urban areas with improved planning systems and infrastructure		2022	60%	90%	Departments responsible for Housing, Urban Development, Lands and Physical Planning
<b>Solid Waste Management</b>	Reduced volume of the solid waste	Percentage reduction of the volume of the solid waste		2022	70%	90%	Department responsible for Urban development
<b>Environment and Natural Resources Administration, Planning and Support Services delivery</b>	Efficient and effective service delivery	Customer satisfaction rate		2022	100%	100%	Department responsible for Environment
<b>Environment Management and Protection</b>	Improved environment management and protection	Proportion of land covered by forest		2022	5.5%	7%	Department responsible for Environment
<b>Locally led ward Climate change development projects</b>	Improved livelihoods and environment	Proportion of community accessing and utilizing renewable energy		2022	45%	60%	Department responsible for Climate Change
<b>Climate Change Administration and Support Services</b>	Enhanced service delivery	Customer satisfaction rate			100%	100%	Department responsible for Climate Change

### 6.4.7 Public Administration Sector

Programme	Outcome	Outcome Indicator(s)	Baseline* Value	Year	Mid Term Target	End Term Target	Reporting Responsibility
<b>Office of the Governor</b>							
<b>Leadership, Supervisory and</b>	Increased efficiency and effectiveness in	Satisfied customers	-	2022	100%	100%	OOG
		Informed and participatory	-	2022	100%	100%	OOG

Programme	Outcome	Outcome Indicator(s)	Baseline*		Mid Term Target	End Term Target	Reporting Responsibility
			Value	Year			
Coordination	service delivery	citizenry					
		Timely response to emergencies	-	2022	100%	100%	OOG
		Improved decision making through accessible data	-	2022	1	1	OOG
<b>Public Service &amp; Performance Management</b>							
Training, Research and Development	Improved performance and service delivery	Employees satisfaction	-	2022	50%	100%	All Departments in liaison with Department of PSPM, HROs and HoDs
		Operational Integrated Human Resource Management System (IHRMS)	0	2022	100%	100%	Department of PSPM, HROs, Dept of ICT and Payroll Unit.
Automation of Human Resource Functions	Effective storage, retrieval, management of staff records and staff management	Digital personnel registry	0	2022	3,500	7,000	Department of PSPM – Personnel Record Units, HROs
Staff Welfare & Motivation	Improved staff welfare and motivation	Operational Staff Car and Mortgage Scheme	30%	2022	50%	100%	Department of PSPM –Staff Welfare Unit, HROs
		Employee health and safety act (OSHA) and Work Injury Benefit Act (WIBA)	40%	2022	50%	100%	All Departments in Liaison with Department of PSPM HROs & HoD's
		Established Workplace Mental Health and Substance Abuse Unit	2%	2022	50%	100%	Department of Public Service in Liaison with Office of the County Secretary
<b>Financial Services</b>							
Public Financial Service Management	Enhanced transparency and accountability in the utilization & management of public financial resources	Transparent and accountable public finance management	50	2022	100%	100%	Finance Department
E-Procurement	Timely contract delivery	Transparent and fair procurement process	90%	2022	100%	100%	Procurement office
Assets management	Improved current process of	Up to-date and well documented Asset	30%	2022	100%	100%	Audit office

Programme	Outcome	Outcome Indicator(s)	Baseline* Value	Year	Mid Term Target	End Term Target	Reporting Responsibility
	management	Register					
<b>Economic Planning</b>							
<b>Economic Planning and Statistical Services</b>	Sustainable and feasible projects	Complete and functional projects	-	2022	50%	100%	Economic planning Department & Projects implementing departments
	Adopted M&E reports	Informed M&E decisions	-	2022	50%	100%	
<b>Revenue Management</b>							
<b>Revenue Management</b>	Increased own source revenue collected and set targets achieved	Operational revenue management system	0	2022	100%	100%	Revenue management department
		Transparent and accountable revenue collection	60%	2022	100%	100%	Revenue management department
		Access to all revenue collection points	50%	2022	100%	100%	Revenue management department
<b>County Administration and Decentralized Units</b>							
<b>Infrastructure Development</b>	Enhanced effectiveness and efficiency in service delivery	Employees satisfaction	-	2022	50%	100%	County Administration and Decentralized Units
<b>Office of the County Attorney</b>							
<b>Legal Services</b>	Compliance with International, National and County Laws	Compliance on orders/conviction ordered by court	70%	2022	100%	100%	County Law Office
		Enforceable county laws	0	2022	100%	100%	County Executive, Departments and agencies through the County Law Office
<b>Infrastructure Development</b>	Enhanced service delivery and productivity	County Gazette	0	2022	100%	100%	County Law Office and County Assembly
		County Registry and Library (Physical and Digital)	0	2022	100%	100%	County Law Office and National Council for Law Reporting (Kenya Law)
<b>County Public Service Board</b>							
<b>Human Resource Audit</b>	Increased Compliance Level on 2/3 Gender Rule, Minority Rule	Compliance Level on 2/3 Gender Rule, Minority Rule PLWD	-	2022	50%	100%	All Departments in liaison with Department of PSPM, HROs



Programme	Outcome	Outcome Indicator(s)	Baseline*		Mid Term Target	End Term Target	Reporting Responsibility
			Value	Year			
	PLWD						and County Assembly
<b>County Assembly</b>							
<b>Legislation, Oversight and Representation</b>	Increased efficiency and effectiveness in service delivery	Proper legislation, oversight and representation	-	2022	100%	100%	County Assembly In charge
<b>Administration and support services</b>	Improved service provision	Staff car and mortgage scheme	-	2022	100%	100%	County Assembly In charge

### 6.4.8 Water and Irrigation Sector M&E Outcome Indicators

Programme	Outcome	Outcome Indicator (s)	Baseline*		Mid Term Target	End Term Target	Reporting Responsibility
			Value	Year			
<b>Water Resources Management</b>	Improved water supply and water quality	Proportion of households accessing clean and safe water	35%	2022	50%	65%	Department of Water
		Average distance (km) to nearest water source	0.5	2022	0.45	0.3	Department of Water
		Access to improved water	68%	2022	70	72	Department of Water
		Water coverage by utilities	54%	2022	58%	60%	Department of Water
		County population within service areas of WSPs	75%	2022	77%	80%	Department of Water
<b>Development and Promotion of Irrigation</b>	Increased agricultural productivity	Uptake of irrigation	15%	2022	30%	40%	Department of Water
<b>Sewerage System and Sanitation Management</b>	Improved sanitation and hygiene	Proportion of eligible households connected to sewer line	20%	2022	30%	40%	Department of Water
		Access to Onsite Sanitation Treatment	30%	2022	40%	50%	Department of Water
		Access to improved sanitation	84%	2022	86%	88%	Department of Water

### 6.5 Data Collection, Analysis and Reporting

In accordance with the National M&E Norms and Standards, the County Directorate responsible for M&E will define and develop the primary methods and tools that will be used for data

collection, archiving, analysis, and reporting arrangements in collaboration with the other M&E Committees. The creation of a CIDP Indicator Handbook, which will direct the Monitoring & Evaluation of the CIDP III will be coordinated by the County Directorate responsible for M&E. To help coordinate the M&E functions and arrange the gathering, analysis and distribution of information required for successful CIDP implementation, the handbook will be accompanied by a data management plan. The data collection tools for the indicators, the data collection techniques and the data processing and analysis approaches will all be specified in the data management plan. The M&E Directorate will place a high priority on ongoing training.

The County will utilize primary and secondary methods to collect quantitative and qualitative data. The data collection tools will be developed by the M&E Directorate in collaboration with the departments and tailored to meet the needs of each department/sector. They will include questionnaires, structured, semi-structured, and unstructured interviews, focus group discussions, photography, videography and observation, among others. The M&E Directorate will undertake capacity building on data quality issues to ensure that the data collected meets the required quality standards. The data collected will be analyzed and reports generated to help inform decision-making.

## **6.6 Dissemination, Feedback Mechanism, Citizen Engagement and Learning**

The County will make data and information accessible to stakeholders, government representatives, academic researchers, policymakers, senior management, project participants, and the general public so they can use it to make decisions based on the best available evidence. The County will create a plan for the dissemination of data that outlines the target stakeholder or audience, the information requirements of various stakeholders/audiences, the communication channels and the timing and frequency of the dissemination. The data and information will be made available via the State of the County Address, oral presentations at stakeholder meetings, written reports, fact sheets, press releases, posters, flyers, social media platforms, County websites, devolution conferences, peer-to-peer events, webinars and live events.

Furthermore, the County will create a Feedback-and-Response System(s), or establish a two-way communication loop that will allow the various sectors/departments to receive citizen feedback

and respond to their suggestions and concerns in a timely manner. Citizens will be able to provide feedback through various channels such as meetings, suggestion boxes and hotlines etc. The County will create response mechanisms that will acknowledge receipt of feedback and provide appropriate public responses in a timely manner.

In terms of learning from M&E initiatives and reports, the information generated by M&E will be useful for decision-makers, policymakers, and the larger County audience because it will provide facts and evidence that, when accepted and internalized, will provide knowledge products for promoting learning. As a result, the County will incorporate learning into overall program implementation by disseminating information from M&E processes and making it available to potential users to become applied knowledge. Critical reflection sessions, after-action reviews, and peer-to-peer learning, among other learning strategies, will be used by the County to improve overall performance and the quality of results of ongoing and future programs, strategies and interventions.

## 6.7 Evaluation Plan

This section identifies key policy/programmes/projects for evaluations during or after the plan period as presented in Tables below.

### 6.7.1 Agriculture Food Security and Cooperative Development Sector

No.	Policy/Programme/Project	Evaluation Title: Specify the Type	Outcome(s)	Use of the Evaluation Findings	Commissioning Agency/Partners	Anticipated Evaluation Start Date	Anticipated Evaluation End Date	Evaluation Budget (millionKshs)	Source of Funding
1.	Aquaculture Business Development Programme (ABDP)	Midterm Review of the Programme	Enhanced implementation of programme	Improvement in implementation strategy	National Programme Coordination Unit (NPCU)	July 2023	June 2024	1	GoK/Donor
2	Mass livestock vaccination	Rapid Evaluation of the animal Health Sector program	Improved animal health and food safety	Improve animal health and food safety.	CEC Agriculture	July 2023	June 2027	20	GoK/Donor
3	Rabies eradication	Rapid Evaluation of the rabies eradication program	Healthy community	Decreases incidences of rabies cases	CEC Agriculture	July 2023	June 2027	14	GoK/Donor
4	Vector control	Mid term evaluation	Reduced vector borne disease incidences	Improved livestock health	CEC Agriculture	July 2023	June 2027	5	GoK/Donor
5	Rehabilitation and equipment of public slaughterhouse	Mid term evaluation	Improved meat hygiene. & safety	Improved meat hygiene and safety	CEC Agriculture	July 2023	June 2027	30.7	GoK/Donor
6	Livestock disease surveillance	Mid term evaluation	Timely response &	Improved livestock	CEC Agriculture	July 2023	June 2027		GoK/Donor

			management of disease	disease surveillance and reporting					
7	Establish strategic vaccine stock	Mid term evaluation	Timely response to diseases	Improved response to disease outbreak	CEC Agriculture	July 2023	June 2027	21	GoK/ Donor
8	Enforcement of public health standards	Mid term evaluation	Improved meat hygiene and safety	Improved meat hygiene and safety	CEC Agriculture	July 2023	June 2027	2.31	GoK/ Donor
9	Animal welfare improvement	Mid term evaluation	Healthy and comfortable animals	Improved healthy and comfort of animals	CEC Agriculture	July 2023	June 2027	2.31	GoK/ Donor
10	Veterinary Extension Services	Mid term evaluation	Improved livestock productivity	Improved livestock productivity	CEC	July 2023	June 2027	2.31	GoK/ Donor
11	Artificial insemination	Mid term evaluation	Increased milk production	Increased milk production	Agriculture	July 2023	June 2027	14	GoK/ Donor
12	Pasture and fodder production	Mid term review	Increased pasture production	Percentage of achievement	CEC Agriculture	June 2025	August 2025	1	CGM
13	Pasture and fodder conservation, value addition	Mid term review	Increased value of pasture products	Level of achievement	CEC Agriculture	June 2025	July 2025	1.5	CGM
14	Bee keeping	Mid term review	Increased honey and bee products	Level of achievement	CEC Agriculture	June 2025	August 2025	1	CGM
15	Livestock marketing information system	Annual review	Improved market	Level of market operations	CEC Agriculture	June 2024	July 2024	1.5	CGM

			operations						
16	Value addition of livestock products	Mid term review	improved product prices and incomes	Know level of achievement	CEC Agriculture	June 2025	August 2025	1.5	CGM

### 6.7.2 Commercial, Tourism and Labour Affairs Sector

Policy/Programme/Project	Evaluation Title: Specify the Type	Outcome(s)	Use of the Evaluation Findings	Commissioning Agency/Partners	Anticipated Evaluation Start Date	Anticipated Evaluation End Date	Evaluation Budget (millionKshs)	Source of Funding
Local trade development	Ease to do business evaluation	Local vibrant economy	To promote inclusive and sustainable economic growth, full and productive employment and decent for all	CEC trade	June 2027	Dec 2027	2	CGM
Tourism promotion and marketing	Tourism sector evaluation	Increased number of tourists	To promoted and market tourism and tourists products	CEC Tourism	June 2027	Dec 2027	1	CGM
Culture	Outcome evaluation of Promotion and Marketing of Akamba Culture	Preserved Akamba culture	Preserve Akamba culture	CEC Trade, Industry, Tourism and Innovation	June 2027	Sept 2027	Kshs. 2 million	County Government Donor

### 6.7.3 Education, Youth, Gender, Social Welfare, Sports and Culture Sector

No	Policy/Programme/Project	Evaluation Title: Specify the Type	Outcome(s)	Use of the Evaluation Findings	Commissioning Agency/Partners	Anticipated Evaluation Start Date	Anticipated Evaluation End Date	Evaluation Budget (millionKshs)	Source of Funding
1	ECDE & VTC	Outcome evaluation of Early Childhood Development and VTC Development Infrastructure	Increased quality education and learning in ECDE & VTC centers	Increase quality education and learning in ECDE & VTC centers	CEC Education	June 2027	Sept 2027	Kshs. 4 million	County Government Donor

No	Policy/Programme/Project	Evaluation Title: Specify the Type	Outcome(s)	Use of the Evaluation Findings	Commissioning Agency/Partners	Anticipated Evaluation Start Date	Anticipated Evaluation End Date	Evaluation Budget (millionKshs)	Source of Funding
		Outcome evaluation of Basic Education Support and Competent Based Curriculum (CBC) and CBET for VTC	Improved academic standards	Improve academic standards	CEC Education	June 2027	Sept 2027	Kshs. 2 million	County Government Donor
2	Youth	Outcome evaluation of Youth empowerment	Increased Healthy, productive, vibrant and God fearing youth; moving the county forward	Increase Healthy, productive, vibrant and God fearing youth; moving the county forward	CEC Gender, Youth, Sports & Social Welfare	June 2027	Sept 2027	Kshs. 2 million	County Government Donor
3	Gender and social welfare	Outcome evaluation of Gender and Social Economic Development	Improved Gender and socioeconomic livelihoods of the community and mainstream gender & PWD	Improve Gender socioeconomic livelihoods of the community and mainstream gender & PWD	CEC Gender, Youth, Sports & Social Welfare	June 2027	Sept 2027	Kshs. 2 million	County Government Donor
4	Sports	Outcome evaluation of Sports Development	Nurtured sport talents	Nature sport talent	CEC Gender, Youth, Sports & Social Welfare	June 2027	Sept 2027	Kshs. 2 million	County Government Donor
		Outcome evaluation of Sports Infrastructure Development	Diversified sports activities	Diversify sports activities	CEC Gender, Youth, Sports & Social Welfare	June 2027	Sept 2027	Kshs. 2 million	County Government Donor

#### 6.7.4 Energy, Infrastructure and ICT Sector

No	Policy/Programme/Project	Evaluation Title: Specify the Type	Outcome(s)	Use of the Evaluation Findings	Commissioning Agency/Partners	Anticipated Evaluation Start Date	Anticipated Evaluation End Date	Evaluation Budget (millionKshs)	Source of Funding
----	--------------------------	------------------------------------	------------	--------------------------------	-------------------------------	-----------------------------------	---------------------------------	---------------------------------	-------------------

1	Renewable energy promotion	Evaluation of Renewable energy Programs	Improved access to affordable, reliable modern energy services	Improve access to affordable, reliable modern energy services	CECM responsible for Energy & Electrification	June 2027	Sept 2027	1	CGM
2	Rural Electrification	Evaluation of Rural Electrification Programs	Increased electricity connection	Increase electricity connection coverage	CECM responsible for Energy & Electrification	June 2027	Sept 2027	1	CGM
3	Road Network Development and Maintenance	Evaluation of Road Network Development and Maintenance Programs	Improved road infrastructure	Improve road infrastructure network	CECM responsible for Roads & Transport	June 2027	Sept 2027	1	CGM
4	Development and Maintenance of Buildings	Evaluation of Development and Maintenance of Buildings Programs	Improved working environment	Improved working environment for better service delivery	CECM responsible for Public Works	June 2027	Sept 2027	1	CGM
5	ICT infrastructure & systems management	Evaluation of ICT infrastructure & systems Programs	Improved ICT infrastructure	Improved ICT infrastructure for better service delivery	CECM responsible for ICT	June 2027	Sept 2027	1	CGM

### 6.7.5 Health Sector

No.	Policy/ Programme/ Project	Evaluation Title (specifying the type)	Outcome(s)	Use of the Evaluation Findings	Commissioning Agency/ Partners	Anticipated Evaluation start date/end date	Evaluation Budget (Kshs.)	Source of Funding
-----	----------------------------	--	------------	--------------------------------	--------------------------------	--	---------------------------	-------------------



1	Performance Management	Staff evaluation	Improved performance	To ensure effectiveness, efficient and timely performance	Public service	June 2027	10M	CGM
2	Leadership, supervisory and coordination.	Citizen satisfaction survey	Improved service delivery	To increase efficiency and effectiveness in service delivery	Public Service	May 2020	5M	CGM
3	County Planning	CIDP III Midterm Evaluation	Sustainable and feasible programmes	To asses mid implementation of CIDP III and determine feasible programmes	Economic Planning	May 2025	10M	CGM
4		CIDP III End term Evaluation	Impact evaluation	To assess implementation of CIDP III and infrom CIDP IV	Economic Planning	September 2027	10M	CGM
5	Civil Litigation	Midterm review of litigation of civil matters by inhouse Advocates	Compliance with International, National and County Laws	Increase percentage of civil cases handled by inhouse Advocates	County Law Office	1 <sup>st</sup> -30 <sup>th</sup> November 2024	Kshs. 300,000	Machakos County

### 6.7.6 Lands, Environment & Natural Resources Sector

No	Policy/Programme/Project	Evaluation Title: Specify the Type	Outcome(s)	Use of the Evaluation Findings	Commissioning Agency/Partners	Anticipated Evaluation Start Date	Anticipated Evaluation End Date	Evaluation Budget (millionKshs)	Source of Funding
1	Lands and Physical Planning Sector Programs	Evaluation of Lands and Physical Planning Programs	Improved land administration and sustainable management of land resources	Improve delivery of lands and physical planning services	CECM responsible for Lands and Physical Planning	June 2027	Sept 2027	2m	CGM
2	Housing and Urban Development Programs	Evaluation of Housing and Urban Development Programs	improved access to adequate and decent housing and sustainable urban development	Improve delivery of Housing and urban development services	CECM responsible for Housing and Urban Development	June 2027	Sept 2027	2m	CGM

3	Environment and Natural Resources Programs	Evaluation of Environment and Natural Resources Programs	Enhanced adaptive capacity and resilience to climate change	Improve delivery of Environment and Natural resources Programs	CECM responsible for Environment and Natural Resources	June 2027	Sept 2027	2m	CGM
---	--	--	---	--	--	-----------	-----------	----	-----

### 6.7.7 Public Administration Sector

No.	Policy/ Programme/ Project	Evaluation Title (specifying the type)	Outcome(s)	Use of the Evaluation Findings	Commissioning Agency/ Partners	Anticipated Evaluation start date/end date	Evaluation Budget (Kshs.)	Source of Funding
1	Performance Management	Staff evaluation	Improved performance	To ensure effectiveness, efficient and timely performance	Public service	June 2027	10M	CGM
2	Leadership, supervisory and coordination.	Citizen satisfaction survey	Improved service delivery	To increase efficiency and effectiveness in service delivery	Public Service	May 2020	5M	CGM
3	County Planning	CIDP III Midterm Evaluation	Sustainable and feasible programmes	To asses mid implementation of CIDP III and determine feasible programmes	Economic Planning	May 2025	10M	CGM
4		CIDP III End term Evaluation	Impact evaluation	To assess implementation of CIDP III and infrom CIDP IV	Economic Planning	September 2027	10M	CGM
5	Civil Litigation	Midterm review of litigation of civil matters by inhouse Advocates	Compliance with International, National and County Laws	Increase percentage of civil cases handled by inhouse Advocates	County Law Office	1 <sup>st</sup> -30 <sup>th</sup> November 2024	Kshs. 300,000	Machakos County

### 6.7.8 Water and Irrigation Sector Evaluation Plan

No	Policy/ Programme/ Project	Evaluation Title	Outcome(s)	Use of the Evaluation Findings	Commissioning Agency/ Partners	Anticipated Evaluation start date	Anticipated Evaluation end date	Evaluation Budget (Kshs.)	Source of Funding
----	----------------------------	------------------	------------	--------------------------------	--------------------------------	-----------------------------------	---------------------------------	---------------------------	-------------------

1.	<b>Water Resources Management</b>	Rapid Evaluation of Water Resources Management in Machakos County	Improved water supply and water quality	To improve service delivery	CEC Water	April 2026	June 2026	1m	Machakos County government
2.	Development and Promotion of Irrigation	Outcome Evaluation of Irrigation Development and Promotion in Machakos County	Increased agricultural productivity	To improve agricultural produce	CEC Water CEC Agriculture	April 2026	June 2026	1.5m	Machakos County government
3.	<b>Sewerage System and Sanitation Management</b>	Outcome Evaluation of Sewerage System and Sanitation Management in Machakos County	Improved sanitation and hygiene	To inform the improvement of sanitation and hygiene	CEC Water	April 2026	June 2026	1.5m	Machakos County government

ANNEXES

**Annex 1: M&E Reporting Template**

**COUNTY GOVERNEMENT OF MACHAKOS  
M&E Reporting Template**

Reporting Period.....  
 Sector.....  
 ....  
 Department.....  
 Sector  
 Goal.....  
 Department Goal.....  
 Total Budget allocation.....  
 Total budget expenditure.....

Project Name	Location			Outcome/ Output	Outcome/ Output Indicator	Baseline 2022/23	Target 2023/24	Approved Budget (Ksh)	Timeline		Actual Performance To Date		Progress Description: (Describe the Achievement s)
	Ward	Village	GPS Coordinates						Start Date	Expected Completion Date	Expenditure (Kshs)	Physical Performance (% Completion Rate)	

## Annex 2: List of CIDP 2023-2027 County Planning Champions

S/No.	NAME	DEPARTMENT
	Nichodemus Nzombe	Agriculture and Food Security
	Mutisya Kyundi	Agriculture and Food Security
	David Waweru	Agriculture and Food Security
	James Ndiritu	Agriculture and Food Security
	Joseph Murugi	Agriculture and Food Security
	Maureen Mwende	Cooperative Development
	Davies Mwendwa	Cooperative Development
	Emmah Muli	County Administration
	Sarah Mwanja	County Assembly
	Kavita Mutuku	County Assembly
	Ezekiel Kamuyu	CPSB
	Elizabeth Muange	ECDE
	Onesmus Mutua	ECDE & Vocational Training
	Philip Mbatha	ECDE & Vocational Training
	Patricia Wamalwa	Economic Planning
	David Ndiku	Economic Planning
	Stephen Mutua	Economic Planning
	Antony Mutunga	Economic Planning
	Dennis Mutua	Economic Planning
	Caven Muange	Economic Planning
	Ida Muteru	Economic Planning
	Josephine Mboi	Economic Planning
	Oscar Mutie	Education
	Eunice Chepkorir	Education
	Edmond Luusa	Energy
	Dorcas Kitolo	Energy
	Sylvester Juma	Finance
	Stella Miriti	Finance
	Lucy Wanza	Finance
	Winfred Muema	Finance
	Eunice Kalondu	Finance
	Josephine Ngui	Finance
	Diana Ngumuta	Finance
	Kennedy Mutunga	Finance
	Grace Musyoki	Finance
	Michael Musyoki	Finance
	Jonathan Mutinda	Health
	Faith Ndunge	Health
	Dr. Alex Oindi	Health
	Patrick Musyoki	Health
	Agnes Mukui	Health
	Dr. Ruth Muthama	Health
	Boniface Kimende	Housing and Urban Development
	Joshua Sitienei	Housing and Urban Development
	Nicholas Kimanzi	ICT

<b>S/No.</b>	<b>NAME</b>	<b>DEPARTMENT</b>
	Shyreen Ndambuki	ICT
	Sylvester Mutisya	Inspectorate Services
	Dissent Ingati	Lands and Physical Planning
	Peninah Mbaluka	Lands and Physical Planning
	Eric King'oo	Lands and Physical Planning
	Gloria Katatha	Office of the County Attorney
	Dorah Musyoki	Office of the County Secretary
	Martha Matumbi	Public Service and Performance Management
	Catherine Nzisa	Public Service and Performance Management
	Elijah Kimeu	Public Service and Performance Management
	Caroline Mueni	Public Service and Performance Management
	John Nzioki	Public Works
	Yvonne Syokau	Public Works
	Joel Mutuku	Revenue Management
	Hilary Mutuku	Roads and Transport
	Dorothy Mutuku	Roads and Transport
	Solomon Mwandikwa	Gender, Sports and Social Welfare
	Valentine Kamanthe	Gender, Sports and Social Welfare
	Frank K. Martin	Gender, Sports and Social Welfare
	Angella Ng'anga	Gender, Sports and Social Welfare
	Everlyne Ndambuki	Culture and Tourism
	Juliet Ndunge Musyoka.	Culture and Tourism
	Elizabeth Njeri Kyalo	Culture and Tourism
	Justus Mutuvi	Culture and Tourism
	Doreen Kithinji	Culture and Tourism
	Patrice Kivuva	Trade, Industry and Innovation
	Kilonzo Kovulo	Trade, Industry and Innovation
	Dr. Muema Wambua	Trade, Industry and Innovation
	Joshua Musyoka	Water, Irrigation, Environment and Natural resources
	Justus Mutua	Water, Irrigation, Environment and Natural resources
	Patrick Kimeu	Water, Irrigation, Environment and Natural resources
	Daniel Kyalo	Water, Irrigation, Environment and Natural resources
	Thaddeus Somba	Youth

### Annex 3: County fact sheet

Information Category		County Statistics (as at 2022)
<b>County area</b>		
Total Area (Km <sup>2</sup> )		6,037
Non-arable land (Km <sup>2</sup> )		2,417.08
Arable land (Km <sup>2</sup> )		3,625.62
Size of gazetted forests(km <sup>2</sup> )		6.0697
Size of non-gazetted forests(km <sup>2</sup> )		17.74
Approximate forest cover (%)		3.4
Water mass (Km <sup>2</sup> )		124
Number of rivers, lakes and wetlands protected		21,974
<b>TOPOGRAPHY AND CLIMATE</b>		
Lowest altitude(meters)		1,305
Highest (meters)		1,871
Temperature range	High °C	29
	Low °C	18
Rainfall	High (mm)	1,300
	Low (mm)	500
Average relative humidity (%)		45-60
Wind speed (Km/Hr/knots)		150-200
<b>DEMOGRAPHIC PROFILES</b>		
Total population		1,472,411
Total male population		728,957
Total female population		743,455
Total intersex population		34
Sex ratio(male: female) at birth		1:1
Projected population	Mid plan period (2025)	1,518,450
	End of plan period (2027)	1,544,839
Infant population (<1 yr)	Female	15,392
	Male	15,633
	Total	31,225
Population under five	Female	75,278
	Male	75,357
	Intersex	-
	Total	150,635
Pre-primary school population(3-5) years	Female	45,025
	Male	44,823

Information Category		County Statistics (as at 2022)
	Intersex	-
	Total	89,848
<b>Primary school age group (6-13) years</b>	Female	118,050
	Male	116,822
	Intersex	-
	Total	234,872
<b>Secondary school age group (14-17)years</b>	Female	57,590
	Male	56,955
	Intersex	-
	Total	114,545
<b>Youthful population(15-29) years</b>	Female	211,061
	Male	208,305
	Intersex	-
	Total	419,366
<b>Women reproductive age (15-49)years</b>		372316
<b>Labor force(15-65) years</b>	Female	480,485
	Male	471,282
	Intersex	
	Total	951,767
<b>Aged population(65+) years</b>	Female	40,092
	Male	36,293
	Intersex	
	Total	76,385
<b>Population age below 15 years</b>		444,259
<b>No. Of urban (market ) centers with population &gt; 2000</b>		
<b>Urban population(by urban centre)</b>		
<b>Mlolongo</b>	Female	70,211
	Male	70,934
	Intersex	-
	Total	141,145
<b>Athi River</b>	Female	42,024
	Male	42,138
	Intersex	-
	Total	84,162
<b>Machakos</b>	Female	33,988
	Male	32,040
	Intersex	
	Total	66,028
<b>Githunguri</b>	Female	33,886
	Male	31,680
	Intersex	-



Information Category		County Statistics (as at 2022)
	Total	65,566
<b>Matuu</b>	Female	6,673
	Male	5,833
	Intersex	-
	Total	12,506
<b>Makutano (Kyumbi)</b>	Female	6,012
	Male	6,813
	Intersex	-
	Total	12,825
<b>Tala</b>	Female	6,169
	Male	5,684
	Intersex	-
	Total	11,853
<b>Kangundo</b>	Female	5,396
	Male	5,224
	Intersex	-
	Total	10,621
<b>Kathiani</b>	Female	2,339
	Male	2,119
	Intersex	-
	Total	4,458
<b>Masii</b>	Female	1,998
	Male	1,786
	Intersex	-
	Total	3,784
<b>Oldonyo-Sabuk</b>	Female	1,778
	Male	1,694
	Intersex	-
	Total	3,472
<b>Kithimani</b>	Female	1,568
	Male	1,459
	Intersex	-
	Total	3,027
<b>Wamunyu</b>	Female	1,205
	Male	1,064
	Intersex	-
	Total	2,269
<b>Rural Population ( as of 2019)</b>	Female	503, 582
	Male	504,247
	Total	1,007,884

Information Category		County Statistics (as at 2022)
Population density (persons per Km <sup>2</sup> ) by sub-county	Athi River	400
	Kalama	117
	Kangundo	586
	Kathiani	568
	Machakos	631
	Masinga	109
	Matungulu	288
	Mwala	186
	Yatta	168
<b>Total number of households</b>		428,953
<b>Average household size</b>		3.4
<b>Female headed households (%)</b>		
<b>Child headed households</b>		
<b>Children with special needs</b>	Female	
	Male	
	Intersex	
	Total	
<b>Children in labor (No.)</b>	Male	
	Female	
	Intersex	
	Total	
<b>Number of PWDs</b>	Male	13,477
	Female	18,223
	Total	31,701
<b>Orphans and vulnerable children (OVCs)(No.)</b>		16,900+
<b>Orphanages (No)</b>		30
<b>Rescue centers (No.)</b>		
<b>Gender protection units(No.)</b>		
<b>Correction/rehabilitation facilities (No.)</b>		
<b>POVERTY INDICATORS</b>		
<b>Absolute poverty (%)</b>		23.0
<b>Rural poor (%)</b>		59.6
<b>Food poverty (%)</b>		24.7
<b>Contribution to national poverty</b>		23
<b>HEALTH</b>		
<b>Five common diseases (in order of prevalence)</b>		
<b>Infant mortality rate(IMR)/1000</b>		44

Information Category		County Statistics (as at 2022)
Neo-natal mortality rate ( NNMR)/1000		32
Maternal mortality rate(MMR/100000)		76.7
Post Neo-natal mortality rate (PNNMR)/1000		12
Child mortality rate (CMR)/1000		31/1000
Under five mortality rate(U5MR)/1000		29/1000
Prevalence of stunting (%)		26.5
Prevalence of wasting(%)		6.5
Prevalence for underweight(%)		8.1
Health insurance cover(%)		18.5
Life expectancy	Male	
	Female	
<b>HEALTH FACILITIES</b>		
	By Sub-county	
<b>Hospitals</b>	Mavoko	23
	Kalama	
	Kangundo	
	athiani	
	Machakos	
	Masinga	
	Matungulu	
	Mwala	
	Yatta	
<b>Dispensaries</b>	Mavoko	8
	Kalama	15
	Kangundo	11
	Kathiani	14
	Machakos	18
	Masinga	37
	Matungulu	20
	Mwala	26
	Yatta	30
<b>Private clinics</b>	Mavoko	41
	Kalama	0
	Kangundo	19
	Kathiani	4
	Machakos	17
	Masinga	3
	Matungulu	21
	Mwala	12
	Yatta	11
<b>Nursing homes</b>	Mavoko	9

Information Category		County Statistics (as at 2022)
	Kalama	
	Kangundo	
	Kathiani	
	Machakos	
	Masinga	
	Matungulu	
	Mwala	
	Yatta	
<b>Health facility bed capacity</b>	Mavoko	2,384
	kalama	
	Kangundo	
	Kathiani	
	Macahakos	
	Masinga	
	Matungulu	
	Mwala	
	Yatta	
<b>ICU beds</b>	Mavoko	25
	Kalama	
	Kangundo	
	Kathiani	
	Machakos	
	Masinga	
	Matungulu	
	Mwala	
	Yatta	
<b>Doctor/ patient ratio</b>	Mavoko	1:2700
	Kalama	
	Kangundo	
	Kathiani	
	Machakos	
	Masinga	
	Matungulu	
	Mwala	
	Yatta	
<b>Nurse /patient ratio</b>	Mavoko	1:230
	Kalama	
	Kangundo	
	Kathiani	
	Machakos	
	Masinga	

Information Category		County Statistics (as at 2022)
	Matungulu	
	Mwala	
	Yatta	
<b>Health workers</b>	Mavoko	1,778
	Kalama	
	Kangundo	
	Kathiani	
	Machakos	
	Masinga	
	Matungulu	
	Mwala	
	Yatta	
<b>Laboratory technicians</b>	Mavoko	
	Kalama	
	Kangundo	
	Kathiani	
	Machakos	
	Masinga	
	Matungulu	
	Mwala	
	Yatta	
<b>HIV prevalence (%)</b>		3.3
<b>Patients on ARVs (No.)</b>		29000
<b>Average distance to health facility(Km)</b>		7
<b>Antenatal care (ANC)(%0)</b>		64%
<b>Health facility deliveries</b>		78%
<b>Registered traditional herbalists and medicine men(%)</b>		1.2
<b>Contraceptive use by women of reproductive age (15-49) years (%)</b>		76.3
<b>Crude birth rate</b>		39
<b>Crude death rate</b>		7.4
<b>Immunization coverage (%)</b>		93%
<b>Place of delivery(%) (by place of delivery)</b>	Hospital	65.0
	Health center	6.0
	Clinc/dispensary	1.7
	Maternity home	2.4
	At home	23.9
	other	0.4
	Not stated	0.6
	Number of individuals('000)	136
<b>AGRICULTURE, LIVESTOCK &amp; FISHERIES</b>		
<b>Contribution to GCP</b>		24.1

Information Category		County Statistics (as at 2022)
No. of households that produce crops (%)		54
Average farm size (large scale) (acres)		10
<b>Main crops produced</b>		
Food crops		Maize, beans, cowpeas, green grams, pigeon peas
Cash crops		Mangoes, coffee , citrus
Total acreage under food crops (Ha)		161,698
Total acreage under cash crops (Ha)		86,638
Main storage facilities (maize cribs, store and ware houses)		Cereal board, granaries, stores.
No of livestock	Dairy cattle	12,759
	Beef	4,057
	Goats	113,642
	Sheep	34,152
	Carmel	96
	Donkey	19,679
	Poultry	150,871
	Others	14,677
Number of ranches		13
<b>Irrigation infrastructure</b>		
Households practicing irrigation (%)		6.7
<b>Type of livestock, population and value</b>		
Dairy cattle ( NO. of household)	Quantity (total population)	12,759
	Value	
Beef cattle(NO. of household)	Quantity (total population)	4,057
	Value	
Goat( NO. of household)	Quantity(total population)	113,642
	Value	
Sheep (NO. of household)	Quantity (total population)	34,152
	Value	
Carmel (NO. of household)	Quantity (total population)	96
	Value	
<b>LIVESTOCK PRODUCTS AND THEIR VALUE( Annual)</b>		
Milk	Quantity(kg)	19,395,036
	Value (ksh)	564,768,900
Beef	Quantity (kg)	3,505,900
	Value (ksh)	701,164,800
Mutton	Quantity (kg)	687,036
	Value(ksh)	140,478,480
Value of agricultural & livestock produce (GCP2 2020) (KSH MILLION)	-	50,000

Information Category		County Statistics (as at 2022)
<b>FISHERIES</b>		
Fish traders (No.)		1,834
Fish farm families (NO.)		1,834
Fish ponds (No.)		500
Fish tanks (No.)		842
Ongoing mining and extraction activities (quarry, sand harvesting, cement etc.)		Limestone, granite, sand
Value of quarrying and mining (GCP) (KSHS MILLION)		11,000
<b>FORESTRY</b>		
No. of gazette forests		5
No. of non-gazetted forests		6
No. of community forests		
Main forest products(timber, fuel and poles)		Timber, wood, poles, posts, honey
Incidences of environmental threats, loss of biodiversity, drought , floods, forest fires , deforestation		
No. of people engaged in forestry		
Seedling production	Forest nurseries(no of seedlings)	
	Private nurseries(no. of seedlings)	
Quantity of timber produced (m <sup>3</sup> )		2
<b>EDUCATION AND TRAINING</b>		
Pre-primary school		
No. of pre- primary centers		3,425
No. primary schools		1,202
No. of secondary schools		460
Total enrolment	Pre-primary school	82,085
	Primary	284,390
	Secondary school	118,197
No. of teachers (public)	Pre-primary	4,980
	Primary	8,179
	secondary	3,824
Pupil- teacher ratio	Pre-primary	16.5
	Primary	29
	secondary	27
Proportion of community nearest to public primary school	0-1 km	8.9
	1.1-4.9 km	21.9
	5 km and more	60.8
Special needs schools		
No. of special needs schools		4
No. of integrated schools		
No. of teachers		
Teacher/ pupil ratio		

Information Category		County Statistics (as at 2022)
Total enrollment	Boys	
	Girls	
Dropout rate (%)		
Enrollment rate (%)		
Retention rate (%)		
Proportion of community nearest to public secondary school	0-1 km	
	1.1-4.9 km	
	5km and more	
Vocational training centers	Number	
	Enrollment	
	Attendance	
Tertiary education (accredited public and private)	No. of TVETS	45
	No. of universities	3
	Enrolment(desegregate by sex)	
	Attendance	
Literacy rate (%)	Male	94.5
	Female	89.4
	Total	92.3
Ability to read	Can read (%)	86.7
	Cannot read (%)	12.2
Ability to write	Can write (%)	91.8
	Cannot write (%)	7.6
	Can read and write (%)	82.3
	Cannot read and write (%)	16.2
% of schools with access to :	Electricity	
	Internet	92.4
	Computers	92.4
Education (population years and above by school attendance status)	Ever attended	94.7
	Never attended	5.1
<b>TOURISM AND WILDLIFE</b>		
Hotels by category (%)	Five star	0
	Four star	0
	Three star	3
	Two star	0
	One star	1
	Unclassified	-
Hotel bed capacity by category (No.)	Five star	-
	Four star	-
	Three star	623
	Two star	-



Information Category		County Statistics (as at 2022)
	One star	118
	Unclassified	-
<b>Animal types (No)</b>	Common Zebra	2,952
	Wildebeest	2,968
	Grand gazelle	846
	Thomson gazelle	38
	Eland	104
	Giraffe	220
	Hartebeest	975
	Impala	617
	Ostrich	103
	Warthogs	9
	<b>No. of tourists visiting attraction sites, annually (No.)</b>	Domestic
Foreign		1,000+
<b>Museums (list)</b>		0
<b>Heritage and cultural sites (No.)</b>		7
<b>Social amenities</b>		
<b>Talent academies(No.)</b>		2
<b>Sports stadia (No.)</b>		3
<b>Libraries/information documentation centers (No)</b>		2
<b>Social halls/ recreation centers (No.)</b>		8
<b>Public parks (No.)</b>		2
<b>FINANCIAL SERVICES</b>		
<b>Total registered membership (No.) of Cooperative Societies</b>		315
<b>Commercial banks (No.)</b>		3
<b>Micro-finance institutions(No.)</b>		8
<b>Village savings and loan associations (No.)</b>		-
<b>Community organizations/ non-state actors</b>		
<b>Public organizations(PBOs) benefits</b>	NGOs	88
	CBOs	
	FBOs	
	Special interest groups	
<b>WATER AND SANITATION</b>		
<b>Household with access to piped water (%)</b>		17.5
<b>Rain water collection (%)</b>		17.2
<b>Stand pipe/public taps (%)</b>		26.7
<b>Surface water (%)</b>		11.6
<b>Protected springs (No.)</b>		13,983
<b>Unprotected springs (No.)</b>		16,380
<b>Dams (No.)</b>		15,581
<b>Boreholes (No.)</b>		91,890

Information Category		County Statistics (as at 2022)
<b>Distribution of households by main source of water (No)</b>	Piped into dwelling	13,584
	Piped	12,385
	Rain / harvested	20,376
	Borehole	91,890
	Protected well	21,974
	Protected spring	13,983
	Unprotected spring	16,380
	Stream	54,335
	Water vendor	67,120
	Dam	15,581
	Pond	3,196
	Lake	-
	Unprotected well	17,579
<b>Water supply schemes (No.)</b>		7 +
<b>Average distance to the nearest water point (Km)</b>		Percentage distribution (%)
<b>Households distribution by minutes taken ( minutes, one way) to fetch drinking water</b>	0 (in premises)	33.3
	Less than 30 minutes	50
	30 minutes or longer	15.7
<b>No of water resource user associations (WRUA)</b>		
<b>Household with latrines (%)</b>	Proportion of households with toilet facility	98.7
	Shared toilet	62.9
	Not shared	37.1
	Place to wash hands outside toilet facility	16.2
	No place to wash hands outside toilet facility	83.1
<b>Community distribution by type of waste / garbage disposal</b>	Collected by local authority	7.4
	Collected by private firm	9.7
	Garbage pit	15.8
	Burning	23.1
	Farm garbage	27.2
	Neighbourhood community group	1.6
<b>NO. Of households and business paying for county waste management services (KSH. HUNDREDS)</b>		3,700
<b>ENERGY</b>		
<b>Household with electricity connection (prop)</b>		48.3
<b>% of trading centers connected with electricity</b>		77
<b>HHs distribution by main cooking fuel</b>	Electricity	0.7
	Gas (LPG)	27.5
	Biogas	0.5

Information Category		County Statistics (as at 2022)
	Solar	0.1
	Paraffin	11.1
	Tin lamp	7.7
	Fuel wood	53.4
<b>HOUSING</b>		
<b>Type of housing (Ownership) (%)</b>	Owner occupier	57.4
	Pays rent/ lease	41
<b>Roofing material</b>	Iron sheets (%)	88.9
	Grass thatched (%)	0.1
	Tiles (%)	1.6
<b>Housing wall</b>	Bricks (%)	61.3
	Mason stones (%)	24.9
	Mud (%)	0.1
<b>Floor type</b>	Cement (%)	58.4
	Earthen (%)	39.8
	Clay (%)	0.1
<b>INFRASTRUCTURE</b>		
<b>Road length</b>		
<b>Paved county road network (Km)</b>		57.8
<b>Paved national roads (Km)</b>		444.48
<b>Unpaved road network in the county (Km)</b>		4,843.77
<b>Unclassified road network (Km)</b>		588.53
<b>Railway line (Km)</b>		61
<b>Railway station (No.)</b>		2
<b>Major bus parks(No.)</b>		
<b>Lorry parks (No.)</b>		
<b>Operational airports (No.)</b>		0
<b>Operational airstrips (No.)</b>		1
<b>Telecommunication</b>		
<b>Television (%)</b>		33.4
<b>Mobile phone</b>		65.1
<b>Proportion of population with internet / broadband connectivity</b>		14.8
<b>Computer</b>		5.7
<b>Post offices (No.)</b>		20
<b>Licensed stamp lenders (No.)</b>		48
<b>TRADE AND INDUSTRY</b>		
<b>Trading centers (with &gt;2000 population )(No.)</b>		250
<b>Registered retail traders (No.)</b>		2,905
<b>Jua kali associations (No.)</b>		8
<b>Major industries (No.)</b>		
<b>Macro, small, &amp; medium enterprise (No.)</b>		67,132(100)

<b>Information Category</b>	<b>County Statistics (as at 2022)</b>
<b>Flood lights/ street lights (No.)</b>	
<b>No. of SMEs and individual traders with main location in market stalls (KSHS Million)</b>	90,000
<b>DISASTER MANAGEMENT</b>	
<b>Fire engines (No.)</b>	7
<b>Fire stations (No)</b>	4
<b>Fire fighters (No.)</b>	28

## Annex 4: CIDP III Public Participation, Nation advert



# COUNTY GOVERNMENT OF MACHAKOS

## DEPARTMENT OF FINANCE AND ECONOMIC PLANNING

Telephone: +25402020040  
P.O BOX 1996-90100

Machakos Highway  
Machakos, Kenya



COUNTY GOVERNMENT OF MACHAKOS

### PUBLIC PARTICIPATION FOR MACHAKOS COUNTY THIRD GENERATION COUNTY INTEGRATED DEVELOPMENT PLAN (CIDP -2023-2027) AND ANNUAL DEVELOPMENT PLAN (ADP 2023/2024)

Pursuant to the provisions of article 10 (2a) and 220 (2) of the Constitution of Kenya, 2010 read together with sections 6(6), 87, 104 (4), 106 (4) and 115 (1) of the County Government Act 2012 and section 126 of the Public Finance Management Act, 2012, on 'Public Participation', the County Government of Machakos is in the process of formulating the Third Generation County Integrated Development Plan (CIDP 2023-2027) and Annual Development Plan (ADP) 2023-2024. The County, through the Department of Finance and Economic Planning, invites members of the public, civil society organizations, faith based organizations, private sector practitioners and all other interested parties to Public Consultative Forums at village and ward levels on the dates, time and venues shown on the attached schedule.

Sub County	Ward	Date	Time	Venue
<b>Village level consultations to be held on 31<sup>st</sup> October, 2022</b>				
<b>Masinga</b>	Ndithini	1 <sup>st</sup> November, 2022	8:30am -1:00pm	Ndithini market
	Muthesya	1 <sup>st</sup> November, 2022	8:30am -1:00pm	Kathukini market
<b>Yatta</b>	Ndalani	1 <sup>st</sup> November, 2022	8:30am -1:00pm	Kisiiki market
<b>Masinga</b>	Ekalakala	1 <sup>st</sup> November, 2022	12:00pm - 5:30pm	Itunduimuni market
	Masinga Central	1 <sup>st</sup> November, 2022	12:00pm - 5:30pm	Kitangani market
<b>Yatta</b>	Kivaa	1 <sup>st</sup> November, 2022	12:00pm - 5:30pm	Kivaa market
	Kithimani	2 <sup>nd</sup> November, 2022	8:30am -1:00pm	Kithimani Chief's Camp
	Matuu	2 <sup>nd</sup> November, 2022	8:30am -1:00pm	Matuu market
	Ikombe	2 <sup>nd</sup> November, 2022	8:30am -1:00pm	Makutano market
<b>Mwala</b>	Katangi	2 <sup>nd</sup> November, 2022	12:00pm - 5:30pm	Katangi Chief's Camp
	Wamunyi	2 <sup>nd</sup> November, 2022	12:00pm - 5:30pm	Wamunyi Livestock market
	Kibauni	2 <sup>nd</sup> November, 2022	12:00pm - 5:30pm	Ikalaasa market
	Masii	3 <sup>rd</sup> November, 2022	8:30am -1:00pm	Mwala Sub County Headquarters, Masii
	Muthetheni	3 <sup>rd</sup> November, 2022	8:30am -1:00pm	Muthetheni market
<b>Matungulu</b>	Makutano/ Mwala	3 <sup>rd</sup> November, 2022	8:30am -1:00pm	Kyamutwii market
	Mbiuni	3 <sup>rd</sup> November, 2022	12:00pm - 5:30pm	Mbiuni market
	Matungulu East	3 <sup>rd</sup> November, 2022	12:00pm - 5:30pm	Katwanyaa market
	Tala	3 <sup>rd</sup> November, 2022	12:00pm - 5:30pm	Tala market
	Matungulu West	4 <sup>th</sup> November, 2022	8:30am -1:00pm	Nguluni market
	Kyeleni	4 <sup>th</sup> November, 2022	8:30am -1:00pm	Kyeleni Market
	Matungulu North	4 <sup>th</sup> November, 2022	8:30am -1:00pm	Kwa Mwaura Chief's Camp
Sub County	Ward	Date	Time	Venue
<b>Kangundo</b>	Kangundo North	4 <sup>th</sup> November, 2022	12:00pm - 5:30pm	Kikambuani market
	Kangundo East	4 <sup>th</sup> November, 2022	12:00pm - 5:30pm	Kivaani market
	Kangundo Central	4 <sup>th</sup> November, 2022	12:00pm - 5:30pm	Kangundo Bus Park
	Kangundo West	5 <sup>th</sup> November, 2022	8:30am -1:00pm	Kakuyuni market
<b>Kathiani</b>	Kathiani Central	5 <sup>th</sup> November, 2022	8:30am -1:00pm	Kathiani Chief's camp
	Mitaboni	5 <sup>th</sup> November, 2022	8:30am -1:00pm	Mitaboni Chief's camp
	Upper Kaewa	5 <sup>th</sup> November, 2022	12:00pm -5:30pm	Kaviani market
	Lower Kaewa	5 <sup>th</sup> November, 2022	12:00pm -5:30pm	Ithaeni market
<b>Machakos</b>	Muvuti/ Kiima Kimwe	5 <sup>th</sup> November, 2022	12:00pm - 5:30pm	Mwanyani market
<b>Kalama</b>	Kola	7 <sup>th</sup> November, 2022	8:30am - 1:00pm	Kola market
	Kalama	7 <sup>th</sup> November, 2022	8:30am -1:00pm	Kyangala market
<b>Machakos</b>	Machakos Central	7 <sup>th</sup> November, 2022	8:30am to 1:00pm	Machakos Social Hall
	Mumbuni North	7 <sup>th</sup> November, 2022	12:00pm - 5:30pm	Mung'ala market
	Mutituni	7 <sup>th</sup> November, 2022	12:00pm -5:30pm	Mutituni market
	Mua	7 <sup>th</sup> November, 2022	12:00pm - 5:30pm	Kaseve Chief's Camp
<b>Mavoko</b>	Muthwani	8 <sup>th</sup> November, 2022	8:30am - 1:00pm	Ndovoini market
	Kinanie	8 <sup>th</sup> November, 2022	8:30am - 1:00pm	Kyumbi Market
	Athiriver	8 <sup>th</sup> November, 2022	12:00pm - 5:30pm	Athiriver (KMC) Chief's Camp
	Syokimau/ Mlolongo	8 <sup>th</sup> November, 2022	12:00pm - 5:30pm	Liberty Grounds

**NB:** Village level consultations to be held on **31<sup>st</sup> October, 2022** from 10: 00 a.m. at the respective Village Administrators' Offices. Written submissions can be forwarded to [planning@machakos.go.ke](mailto:planning@machakos.go.ke) or sent to the undersigned so as to reach on or before **25<sup>th</sup> November, 2022**.

**Accounting Officer**  
**Department of Economic Planning and External Resources**  
**Machakos County Government**  
**P.O. Box 1996-90100**  
**Machakos**

# Annex 5: CIDP III Public Participation, Taifa Leo Advert



## SERIKALI YA KAUNTI YA MACHAKOS

### IDARA YA FEDHA NA MIPANGO YA UCHUMI

Simu: +25402020040  
S.L.P 1996-90100

Machakos Highway  
Machakos, Kenya



SERIKALI YA KAUNTI YA MACHAKOS

### USHIRIKI WA UMMU KATIKA AWAMU YA TATU YA MPANGO JUMUISHI WA USTAWISHAJI WA KAUNTI (CIDP -2023-2027) NA MPANGO WA KILA MWAKA WA USTAWI (ADP 2023/2024)

Kwa mujibu wa kanuni za ibara ya 10 (2a) na 220 (2) ya Katiba ya Kenya, 2010 zikisomwa pamoja na vifungu vya 6(6), 87, 104 (4), 106 (4) na 115 (1) vya Sheria ya Serikali za Kaunti ya 2012, na kifungu cha 126 cha Sheria ya Usimamizi wa Fedha za Umma, 2012, kuhusu 'Ushiriki wa Umma', Serikali ya Kaunti ya Machakos iko katika harakati ya kutayarisha Awamu ya Tatu ya Mpango wa Ustawishaji wa Kaunti (CIDP 2023-2027) na Mpango wa Ustawi wa Mwaka (ADP) wa 2023-2024. Kwa hivyo, kaunti hii, kupitia kwa Idara ya Fedha na Mipango ya Uchumi, inawaalika wananchi, mashirika ya kiraia, mashirika ya kidini, wadau katika sekta ya kibinafsi na wahusika wengine wote kwenye Vikao vya Mashauriano ya Umma katika ngazi za vijiji na wadi, katika tarehe, saa na mahali palipoonyeshwa kwenye ratiba hii hapa chini.

Kaunti ndogo	Wadi	Tarehe	Saa	Mahali	Kaunti ndogo	Wadi	Tarehe	Saa	Mahali
<b>Mashauriano ya kiwango cha kijiji yatafanyika tarehe 31 Oktoba 2022</b>									
<b>Masinga</b>	Ndithini	1 November, 2022	8:30am - 1:00pm	Soko la Ndithini	<b>Kangundo</b>	Kangundo North	4 Novemba 2022	12:00pm - 5:30pm	Soko la Kikambuani
	Muthesya	1 Novemba 2022	8:30am - 1:00pm	Soko la Kathukini		Kangundo East	4 Novemba 2022	12:00pm - 5:30pm	Soko la Kivaani
<b>Yatta</b>	Ndalani	1 Novemba 2022	8:30am - 1:00pm	Soko la Kisiiki		Kangundo Central	4 Novemba 2022	12:00pm - 5:30pm	Maegesho ya Magari ya Kangundo
	<b>Masinga</b>	Ekalakala	1 Novemba 2022	12:00pm - 5:30pm		Soko la Itunduimuni	Kangundo West	5 Novemba 2022	8:30am - 1:00pm
Masinga Central		1 Novemba 2022	12:00pm - 5:30pm	Soko la Kitangani	<b>Kathiani</b>	Kathiani Central	5 Novemba 2022	8:30am - 1:00pm	Kambi ya Chifu ya Kathiani
Kivaa		1 Novemba 2022	12:00pm - 5:30pm	Soko la Kivaa		Mitaboni	5 Novemba 2022	8:30am - 1:00pm	Kambi ya Chifu ya Mitaboni
<b>Yatta</b>	Kithimani	2 Novemba 2022	8:30am - 1:00pm	Kambi ya Chifu ya Kithimani		Upper Kaewa	5 Novemba 2022	12:00pm - 5:30pm	Soko la Kaviani
	Matuu	2 Novemba 2022	8:30am - 1:00pm	Soko la Matuu		Lower Kaewa	5 Novemba 2022	12:00pm - 5:30pm	Soko la Ithaeni
	Ikombe	2 Novemba 2022	8:30am - 1:00pm	Soko la Makutano	<b>Machakos</b>	Muvuti/ Kiima Kimwe	5 Novemba 2022	12:00pm - 5:30pm	Soko la Mwanyani
	Katangi	2 Novemba 2022	12:00pm - 5:30pm	Kambi ya Chifu ya Katangi		<b>Kalama</b>	Kola	7 Novemba 2022	8:30am - 1:00pm
<b>Mwala</b>	Wamunyu	2 Novemba 2022	12:00pm - 5:30pm	Soko la Mifugo la Wamunyu	Kalama		7 Novemba 2022	8:30am - 1:00pm	Soko la Kyangala
	Kibauni	2 Novemba 2022	12:00pm - 5:30pm	Soko la Ikalaasa	<b>Machakos</b>	Machakos Central	7 Novemba 2022	8:30am to 1:00pm	Ukumbi wa Machakos Social Hall
	Masii	3 Novemba 2022	8:30am - 1:00pm	Makao Makuu ya Kaunti-ndogo ya Mwala, Masii		Mumbuni North	7 Novemba 2022	12:00pm - 5:30pm	Soko la Mung'ala
	Muthetheni	3 Novemba 2022	8:30am - 1:00pm	Soko la Muthetheni		Mutituni	7 Novemba 2022	12:00pm - 5:30pm	Soko la Mutituni
	Makutano/ Mwala	3 Novemba 2022	8:30am - 1:00pm	Soko la Kyamutwii		Mua	7 Novemba 2022	12:00pm - 5:30pm	Kambi ya Chifu ya Kaseve
	Mbiuni	3 Novemba 2022	12:00pm - 5:30pm	Soko la Mbiuni	<b>Mavoko</b>	Muthwani	8 Novemba 2022	8:30am - 1:00pm	Soko la Ndovoini
<b>Matungulu</b>	Matungulu East	3 Novemba 2022	12:00pm - 5:30pm	Soko la Katwanyaa		Kinanie	8 Novemba 2022	8:30am - 1:00pm	Soko la Kyumbi
	Tala	3 Novemba 2022	12:00pm - 5:30pm	Soko la Tala		Athiriver	8 Novemba 2022	12:00pm - 5:30pm	Kambi ya Chifu ya Athiriver (KMC)
	Matungulu West	4 Novemba 2022	8:30am - 1:00pm	Soko la Nguluni		Syokimau/ Mlolongo	8 Novemba 2022	12:00pm - 5:30pm	Uwanja wa Liberty
	Kyeleni	4 Novemba 2022	8:30am - 1:00pm	Soko la Kyeleni					
Matungulu North	4 Novemba 2022	8:30am - 1:00pm	Kambi ya Chifu ya Kwa Mwaura						

**FAHAMU:** Vikao vya Mashauriano ya kiwango cha kijiji vitafanyika tarehe **31 Oktoba 2022** kuanzia saa nne kamili asubuhi (10.00am) katika Ofisi za Wasimamizi wa Vijiji husika. Maoni yaliyoandikwa yanaweza kutumwa kwa barua-pepe [planning@machakos.go.ke](mailto:planning@machakos.go.ke) au kuwasilishwa kupitia anwani iliyo hapa chini ili kumfikia afisa wetu tarehe **25 Novemba 2022** au kabla ya hapo.

**Afisa Mhasibu**  
Idara ya Mipango ya Uchumi na Rasilimali zinazotoka Nje  
Serikali ya Kaunti ya Machakos  
S.L.P 1996-90100  
Machakos

## Annex 6: Public Participation Report

### County Integrated Development Plan 2023 – 2027

Pursuant to the provisions of articles 1, 10 (2a) and 220 (2) of the Constitution of Kenya, 2010; section 126 of the Public Finance Management Act, 2012 and sections 6(6), 87, 104(4), 106(4) and 115(1) the County Government Act, 2012; the Department of Finance and Economic Planning organized for public consultative forums on Machakos County Integrated Development Plan 2023 – 2027 between 31<sup>st</sup> October, 2022 and 8<sup>th</sup> November, 2022 across all villages and subsequently all wards.

The objectives were to promote ownership and responsive development, to strengthen accountability and transparency that results to improved service delivery, to strengthen democracy, self-appreciation, trust and confidence by residents in the County and to improve quality and responsiveness of plans and development agenda.

Below is a comprehensive breakdown of the issues and needs of the people segregated into wards, villages, sector and sub-sectors.

#### Kalama Sub-county

##### 1. Kalama Ward

Total Number of Participants: 732

Males: 178 Females: 554 Youth: 94 PWDs: 03

Village	Community Need
<b>AGRICULTURE AND CO-OPERATIVES DEVELOPMENT SECTOR</b>	
<b>Agriculture Sub-sector</b>	
Kaathi	Rehabilitation of Mangauni Cattle Dip
	Construction of cattle dip at Love
	Rehabilitation of cattle dip at Kimutwa slaughter House
Kakuyuni	Provision of subsidized farm inputs
	Timely provision of extension services
Kiitini	Timely provision of free tractor ploughing services and subsidized fertilizers
	Provision of incubators and grinders of chicks' food
	Provision of seedlings and tree seedlings
	Rehabilitation of Kiitini Cattle Dip
Kimutwa	Timely provision of free certified seeds, tractor ploughing services and subsidized fertilizers
	Provision of extension services and soil testing services
	Provision of tree seedlings and pasture seeds
Kinoi	Timely provision of free certified seeds and subsidized fertilizers
	Rehabilitation of Kiatuni Cattle Dip
Konza	Timely provision of free certified seeds, tractor ploughing services and subsidized fertilizers
Kyangala	Timely provision of free certified seeds and subsidized fertilizers
	Rehabilitation of cattle dip at Ulaani
Kyanzasu	Provision of breeding and artificial insemination services
	Provision of subsidized farm inputs and extension services
Nziuni	Provision of free indigenous chicks
	Timely provision of free certified seeds and free tractor ploughing services
	Provision of pasture seedlings
	Provision of millet and sorghum seeds
<b>Co-operatives Development Sub-sector</b>	
Kakuyuni	Provision of market linkages to cereals produce board

Village	Community Need
Kiitini	Rehabilitation of the Makulani dam.
Kinoi	Rehabilitation of Kiatuni Cooperative
Nziuni	Construction of a cereals produce board at Kali market
<b>COMMERCIAL, TOURISM AND LABOUR AFFAIRS SECTOR</b>	
<b>Commercial Sub-sector</b>	
Kakuyuni	Construction of market sheds at Kamutonga, Mukuyu and Kanyongo markets
	Construction of 'boda boda' sheds at Kanyongo and Kamutonga markets
Kiitini	Construction of market shed and 'boda boda' shed at Kiitini
	Construction of livestock market at Makulani
Kimutwa	Construction of modern market at Kimutwa sub-location
Kinoi	Construction of 'boda boda' sheds at Kiatuni market
	Construction of livestock market at Kiatuni
Konza	Construction of market shed at Konza market
Kyangala	Construction of 'boda boda' shed at Kyangala market
	Construction of a livestock market
Nziuni	Construction of 'boda boda' shed and market shed at Kali market
<b>Tourism Sub-sector</b>	
Kakuyuni	Establishment of recreational center at Muthaa Rock
Konza	Fast track compensation from KWS
<b>EDUCATION, YOUTH, SPORTS AND SOCIAL WELFARE SECTOR</b>	
<b>Education Sub-sector</b>	
Kaathi	Construction of ECDE classrooms at Makilu ECDE Centre, Kaathi, Love and Mangauni primary schools
Kakuyuni	Construction of ECDE classroom at Mutuyu
	Establishment of ECDE centres at Kanyongo
Kiitini	Construction of additional ECDE classrooms, recruitment of additional teachers, provision of teaching materials and implementation of school feeding program at Kiitini ECDE centres
	Construction of additional ECDE classrooms at Makakoi, Makaveti, Masaani and Muthuno
	Bursary allocation increment
	Construction of a polytechnic at Kiitini
Kimutwa	Provision of teaching and playing materials
	Construction of ECDE classrooms at Kimutwa, Katumani, Kwakavoo, Mbembani and Kwakathekee Primary School
	Construction of TVET colleges at Kalama and Kwa Kavoo
Kinoi	Expansion of the Vocational Centre at Kimutwa
	Construction of ECDE classrooms at Ivutini, Kiatuno, Kifanu, Kathianioni and Kinoi ECDE centers
Konza	Provision of bursaries
	Construction of a polytechnic
Kyangala	Construction of ECDE classrooms and toilets and implementation of school feeding program at Kyangala Township, Kithangaini and Ulaani primary schools
	Provision of bursaries
Kyanzasu	Construction of new ECDE classrooms and recruitment of teachers at Kyanzasu, Makakoi and Malindi
	Construction of ECDE classrooms at Kamweleni
	Construction of a polytechnic at Malindi villlage
	Implementation of school feeding program at Kamwaleli secondary and primary schools, Kyanzasu primary and secondary schools and Makakoi secondary and primary schools
Nziuni	Construction of ECDE classrooms at Iiani, Mumbuni, Kyaviti, Kyandii, Mulaani and Kitulani pre-schools
	Construction of a toilet at Kiseini Pre-school
<b>Social Welfare Sub-sector</b>	
Kakuyuni	Funding of women groups



Village	Community Need
Konza	Provision of relief food
	Provision of support to PWDS, widows and the elderly
<b>Youth and Sports Sub-sector</b>	
Konza	Priorization of youth at Konza Techno City
<b>ENERGY, INFRASTRUCTURE AND ICT SECTOR</b>	
<b>Energy Sub-sector</b>	
Kaathi	Installation of ‘mulika mwizi’ at Kaathi, Kwa Kilove, Love Primary School and Mangauni
Kakuyuni	Installation of ‘mulika mwizi’ at Kanyongo and Likoni markets
Kiitini	Installation of ‘mulika mwizi’ at Kiitini
	Installation of additional ‘mulika mwizi’ at Kalama market and Kwa Mwanzau
Kimutwa	Installation of additional ‘mulika mwizi’ at Kimutwa and Kwakavoo market
Kinoi	Installation of ‘mulika mwizi’ at Ikuuni, Kathianoni and Mutindiini
Konza	Installation of ‘mulika mwizi’ at Konza market
Kyangala	Installation of ‘mulika mwizi’ at Kyangala, Center, Kyaluni and Ulaani market
Kyanzasu	Installation of ‘mulika mwizi’ at Kamweleni, Kyanzasu, Makakoi and Malindi
	Rural electrification at Kyanzasu village
Nziuni	Installation of ‘mulika mwizi’ at Kwa Ngolya market – Kanyange market
	Installation of solar panels at Kisesini market
Kivaa	Installation of transformer at Twamiao
Miangeni	Installation of transformers at Mbingoni, Kangangini and Kwa Ndangili
Iiani	Installation of transformers at Matithini and Kilaani villages
<b>Roads, Transport and Public Works Sub-sectors</b>	
Kaathi	Construction of drift at Mavoloni
	Grading, gravelling and construction of culverts along Chief’s Office – Ikiwe road, Kwa Andrew Nyamasyo – Love Dam, Kwa Kalo – Kwa Ngongo – AIC Makilu – Ivunda, Kwa Katunge – Kwa Nzeki – Makilu, Kwa Kithendu – Amos – Kwa Ngongo, Kwa Masesi and Upper Mangolo road, Kwa Mutinda – SRN Chief, Kwa Mwau – Ntheketha road, Kwa Mweu – Uvai – Mbukuni, Love Primary School road, Mangauni Primary School – Makilu roads, Kaathi market – Ikiwe – Kiima Kimwe and Mangauni – Kwa Kiseli Nguui road
Kakuyuni	Grading and murraming of Mutuyu – Kakalya road, Kalama – Mukuyu – Kyuluni road, Kanyongo – Ulaani – Katuaa road and Mbukuni – Kwa Ivai – Mangauni road
Kiitini	Grading and compacting of Katunda Kakuu – Kalama Catholic Church, Kikongooni AIC – Miwani across Syuuni River, Kwa Ngaanga – Kwa Mulela, Kwa Samson – Kwa Makiva, Mbukuni, Kwa Muoki – Peter – Levai and Kamumbuni – Kithyole roads
Kinoi	Grading of Kiatuni Salvation Army – Kathianionu and Ivutini – Kathianioni roads
Konza	Grading and murraming of all feeder roads
	Tarmacking of Matutio – Konza market road
Kyangala	Grading and murraming of Kyuluni – Kisyoni and Kyuluni – Kwamuikya roads
	Construction of gabions at Kwa Kivaya, Kwa Maitha, Kwa Nthonze and behind Kyangala Girls’ School
Kyanzasu	Murraming and construction of culverts along Ikiwe Makakoi – Kimutwa, Kamweleni AIC – Ikiwe, Kiluluini – Ikiwe, Kitulu – Masola, Kwa Mutonye – Makakoi – Kithuiani, Kyanzasu Gulley, Kyanzasu – Peace – Musiuni, Maketi – Makakoi – Ikiwe and Square mile – Malindi – Ikiwe roads
Nziuni	Construction of a bridge at Syunguni River
	Construction of gabions at Kwa Mwinzi, Kyanzoi, Kyaviti, Manyazaani, Kalingile River, Kwa Ngoiya, Nthongoni and Syunguni
	Grading and murraming of Kakumbuni – Kyaviti Secondary School – Kyanzesya, Kitulani – Mumbuni Primary School, Kwa Iwa – Kwa Ngolya – Kisesini, Kwa Mangu – Kanyange – Iiani Primary School – Mwanyani – Kinoi and Kwa Masyula – Mutuyu Dispensary roads
Kimutwa	Construction of Kwa Kawinzi – Horizon-Mbembani, Yaitha – Kamulu – Kwa Katheka and Katumani – Kwa Katheke – Mombasa roads
<b>HEALTH SECTOR</b>	

Village	Community Need
Kaathi	Construction of Kaathi and Mangauni dispensaries
Kakuyuni	Adequate supply of drugs, deployment of a cleaner and security guard at Kanyongo Dispensary
Kiitini	Completion of maternity ward at Kiitini Dispensary
Kimutwa	Upgrading of Kimutwa Level III Hospital to level IV
	Construction of a health facility in every location
Kinoi	Supply and installation of additional water tank and adequate supply of drugs at Ivutini Dispensary
Konza	Construction of maternity wing and laboratory and adequate supply of drugs at Konza village
	Provision of ambulance vehicle
	Equipping the Konza Dispensary
Kyangala	Recruitment of additional health care workers and support staff and back-up power supply at Kyangala health facility
Kyanzasu	Expansion of Kyanzasu Dispensary
	Fencing of Makakoi Dispensary
	Equipping the dispensary
Nziuni	Recruitment of support staff at Mutuyu Dispensary
	Construction of proposed health facility at Kakalya Nursery at Mulaani Police Post
<b>LANDS, ENVIRONMENT AND NATURAL RESOURCES SECTOR</b>	
<b>Environment and Natural Resources Sub-sector</b>	
Konza	Deployment of cleaners at Konza market
Kyanzasu	Regulation of sand harvesting in mega dam at Ikiwe River
	Construction of weirs at Ikiwe River
Nziuni	Urgent response at Nduu, Kwa Kimangau, Kwa Kaluta, Kyakitanga, Kwa Muthama and Kyakatenge gullies
Lands Sub-sector	
Kiitini	Issuance of title deeds
Kimutwa	Issuance of title deeds
	Investigation on land grabbing
	Surrendering of all public utilities
Kinoi	Issuance of title deeds
	Provision of land surveying services
Konza	Issuance of title deeds
	Provision of land for public utilities e.g. hospitals
Nziuni	Issuance of title deeds
	Provision of physical planning and land surveying services
<b>PUBLIC ADMINISTRATION SECTOR</b>	
Kiitini	Construction of a police post at Assistant Chief's Office
Konza	Construction of a police post
	Construction of village administration office
Kimutwa	Construction of an administration office
Kyanzasu	Establishment of a police post at Makaveti
<b>WATER AND IRRIGATION SECTOR</b>	
<b>Sanitation Sub-sector</b>	
Kiitini	Construction of public toilets at Kamuthini and Kalama market
Kinoi	Construction of public toilets at Ivutini market
Konza	Construction of public toilets at Konza market
Kyangala	Construction of public toilets at Kyangala market
Nziuni	Construction of public toilets and reticulation of water at Kali market
Kimutwa	Construction of public toilets at Yaitha (Kwa Kavoo)
<b>Water Sub-sector</b>	
Kaathi	Rehabilitation and deepening of Kwa Boni Borehole at Kaathi
	Desilting and fencing of Kwa Ngonyo, Love, Mavoloni and Simba dams
	Drilling of boreholes at Love and Kaathi Primary School

Village	Community Need
	Construction of dams at Kwa Kakuli, Kwa Nginga, Kwa Nguli, Mavitini and Upper Mangolo
	Installation of pump and cover at Kwa Ngonyo
Kakuyuni	Construction of a concrete dam along Wamoi-Syiiuni River
	Desilting of Kanyongo and Kwa Mwore dams
	Installation of solar panels at Makaviu Borehole
	Reviving, piping and reticulation of Yongoni Borehole
	Conservation of Ndiuni Spring water
Kiitini	Desilting of Makulani, Kwa Jacob and Kamueka dams
	Drilling of boreholes at Kwa Kising'u, Kwa Mbanya, Kwa Benard and Muthumo Primary School
	Construction of weirs at Kwa Mutua, Kwa Kavele, Kaliluni, Kwa Musyoka and Syuuni
Kimutwa	Construction of a mega dam along Kimutwa River
	Construction of weirs at Kwa Nthoka and Kwa Katoa
Kinoi	Construction of a dam along Kitoila River
	Construction of Kyamutuma Dam and Kasioni village dams
	Desilting of Kiatuni Earth Dam
	Construction of earth dams at Kitenge and Muia at Uiini village, Kwa Stephen Muunde – Ronald Mbina – Kimeu Mbita, Kwa Ndeto Ngolo – Julius Muteti – Nelson Kiilu and Kyagundo Ivutini area
	Drilling of borehole at Kinoi Secondary School
Konza	Drilling of Konza Community Borehole, Nzuki Nzila and Kwa Joseph Nyoike Borehole
	Installation of solar panels at Konza Community Borehole
	Construction of a dam at Konza Community Borehole
Kyangala	Drilling of two additional boreholes and completion of an existng one at Ulaani
	Drilling of borehole at Kyangala market
Kyanzasu	Desilting and fencing of Mavoloni Dam
	Reconstruction of Malindi Dam
	Drilling of Kamwelini and Masola boreholes
	Installation of solar panels and rehabilitation of Malindi Borehole
	Installation of solar panels and reticulation of Kyanzasu Borehole
	Installation of solar panels and piping of Kwa Boni Borehole
	Desilting, fencing and establishment of water point at Kyanzasu Dam
Nziuni	Construction of a dam at Kwa Makosi
	Expansion and desilting of Kisveni, Kyamuviti, Manyulu and Muthwani dams
	Rehabilitation of Kyandii Borehole
	Drilling of Kwa Nguu Borehole
	Construction of Weir dam at Mbembani, Mangauni and Masaani

## 2. Kola Ward

Total Number of Participants: 307

Males: 112 Females: 195 Youth: 21 PWDs: 0

Village	Community Need
<b>AGRICULTURE AND CO-OPERATIVES DEVELOPMENT SECTOR</b>	
<b>Agriculture Sub-sector</b>	
All villages	Construction of a factory for processing of the fruits
	Renovation of the cereal store for farm produce at Katuaa
	Provision of artificial insemination services and facilitation of the extension officers
	Provision of support to farmers on soil testing and analysis
	Provision of tractor ploughing services
	Provision of chicks to women groups
	Provision of free rabbits to the youth
	Rehabilitation of cattle dips at Nzau, Iiuni, Muumandu, Katanga, Nzaini, Mbuani and Kikumbo;

Village	Community Need
	and provision of drugs for the dips
Iiyuni	Timely provision of free certified seeds, free tractor ploughing services, subsidized fertilizers and soil testing services
Katanga	Timely provision of free certified seeds, free tractor ploughing services, tree planting seeds, subsidized fertilizers and soil testing services
	Rehabilitation of cattle dips at Katanga and Nzauni
	Fruits and trees promotion
	Early warning and strategic pest and disease control services
	Provision of artificial insemination services and livestock vaccination services
	Provision of soil testing services
Muumandu	Rehabilitation of cattle dips at Kyamunyu and Muumandu
	Timely provision of free certified seeds, tractor ploughing services and subsidized fertilizers
	Provision of farmer trainings on crop farming
<b>Co-operatives Development Sub-sector</b>	
All villages	Provision of market linkages for farm produce
<b>COMMERCIAL, TOURISM AND LABOUR AFFAIRS SECTOR</b>	
<b>Commercial Sub-sector</b>	
All villages	Fencing of Kola livestock market
	Construction of 'boda boda' shed for Ianzoni youth
Iiyuni	Rehabilitation of the market shed at Katuaa
	Rehabilitation of Kathaa market
	Construction of market shed and 'boda boda' shed at Kola market
Katanga	Construction of market sheds at Mbuani market and Katanga
Muumandu	Construction of sheds at Muumandu market, Kwa Mbalukku, Kitonyini and Kivandini
<b>EDUCATION, YOUTH, SPORTS AND SOCIAL WELFARE SECTOR</b>	
<b>Education Sub-sector</b>	
All villages	Rehabilitation and upgrading of Lumbwa polytechnic
	Equipping of Nzaini ECDE Centre
	Recruitment of ECDE teachers
	Construction of ECDE toilets at every centre
	Construction of ECDE classrooms in every primary school in the ward
	Provision of playing equipment in the established ECDE centres
	Construction of Katanga Youth Polytechnic
	Construction of ECDE classrooms at Iiyuni Primary School
	Construction of Iiyuni Polytechnic
Iiyuni	Construction of ECDE classrooms and toilets at Ianzoni Primary School, Miaani Primary School, Kyamwayuu Primary School, Kyaani, Iiyuni, Kola and Nzaini
Katanga	Construction of ECDE classrooms, recruitment of teachers, provision of learning and playing materials and implementation of school feeding program in all ECDE centres
	Rehabilitation of ECDE classrooms at Mbusyani and Katanga A
Muumandu	Construction of additional ECDE classrooms, recruitment of additional teachers and provision of learning material sat Muumandu ECDE centres
	Provision of bursaries
<b>Social Welfare Sub-sector</b>	
Iiyuni	Provision of child protection support to orphans and vulnerable children
	Funding of women and self-help groups
Katanga	Provision of relief food at Uiini School, Kalauzoni, Kikongooni, Kyanguli and Kitonyini primary schools
	Provision of child protection support to orphans and vulnerable children
	Provision of support to the elderly and PWDs
	Funding of women and self-help groups
<b>Youth and Sports Sub-sector</b>	
All villages	Construction of a social hall at Katuaa

Village	Community Need
Iiyuni	Establishing sports grounds and academics Levelling of playground at Iiyuni Primary School
Katanga	Establishing sports grounds and academics
<b>ENERGY, INFRASTRUCTURE AND ICT SECTOR</b>	
<b>Energy Sub-sector</b>	
All villages	Electricity supply to Nzaini Dispensary Installation of 'mulika mwizi' at Mbuani, Mwanyani, Muumandu - Kyamunyuu road and Iiyuni stage near 'boda boda' sheds
Iiyuni	Installation of 'mulika mwizi' and floodlights at Nzaini market, Katuaa, Miaani, Ianzoni Junction, Iuuni market and Kathiani
Katanga	Installation of street lights at Mbusyani market, Chief's Office, Kola, Makanga and Mwanyani Rehabilitation of 'mulika mwizi' at Mbuani market Electricity supply to Kititu village and Kithianioni
Muumandu	Installation of 'mulika mwizi' in all markets
<b>Roads, Transport and Public Works Sub-sectors</b>	
All villages	Tarmacking of Yaitha – Ngukuno – Kiatuni – Mwanyani – Mbuani – Mwea roads to open Kalama Kola area Tarmacking of Iiyuni – Miaani – Kikumbo – Mwanyani – Mbuani road Construction of bridge at Katuaa and Kavyuni Grading, gravelling and construction of culverts along Iiyuni – Kivu – Mwanyani road, Iiyuni – Kyangala road, Muumandu – Kyamunyuu road, Ianzoni – Nzaini – Miani – Kikumbo road, Kamuuani – Kavyuni road, Deliverance Church – Katanga road, Ianzoni – Nzaini – Kiatuni road and Mikono – Kititu road Construction of gabion at Mikono – Kola road at Kwa Yakila Grading of Kombuni – Mikono road Connection of Kamuuani – Kaviuni – Kavete road and Muumandu road Construction of drift at Nzaini River Construction of gulley at Mikono – Muvuti Grading of access road around Kola market, Katuaa market and Mbuani markets Improving drainage at Muumandu
Iiyuni	Grading of Kyamunyuu – Kamuuani, Iiyuni – Katitu, Malooni, Kalimamungu, Nzaini, Kyakatonye – Kyamunyuu, Katua – Kwawathome, Nzaini – Kalimanau, Kyamunyuu – Kamuuazi and Miani – Nzaini roads Completion of Kathaa – Kavyuni road and Kathaa – Kavyuni road
Katanga	Installation of culverts from Mutalani – Kyakitove Grading, murraming and installation of culverts in Katanga village Grading and murraming of Kombuni – Kititu road
Muumandu	Grading and murraming of roads in Muumandu village Tarmacking and construction of drainage in Muumandu village
<b>HEALTH SECTOR</b>	
All villages	Construction of health centre at Katuaa market Upgrading of Muumandu Health Centre Upgrading of a health centre at Kola from Level III to Level IV by constructing a mortuary, maternity wing and emergency placenta pit Construction of Kavyuni Health Centre Construction of Katuaa Dispensary and Kakumbo Dispensary Construction of a new ultra-modern dispensary at Nzaini
Iiyuni	Construction of maternity wards, fencing and adequate supply of drugs to Nzaini Health Centre Fencing, additional staffing, water supply and adequate supply of drugs to Miaani health facility
Katanga	Construction of a health facility at Katanga Rehabilitation of Katitu Health Centre, expansion, construction of maternity wards, establishment of waiting bay, power backup (generator), deployment of a cleaner and security guard and adequate supply of drugs

Village	Community Need
	Power backup and recruitment of additional health care workers at Kola Health Centre
Muumandu	Upgrading of Muumandu Level III Hospital, equipping, establishment of waiting bay, power backup, water supply and adequate supply of drugs
<b>LANDS, ENVIROMENT AND NATURAL RESOURCES SECTOR</b>	
<b>Environment and Natural Resources Sub-sector</b>	
All villages	Provision of dumping site at Katuaa, Kola, Katanga and Muumandu
Iiyuni	Provision of a garbage bins and deployment of a cleaner at Kathaa market
	Provision of a garbage bins and deployment of an additional cleaner at Katuaa Market
Katanga	Provision of garbage bins at all markets
	Deployment of additional cleaners at Mbuani market and Katanga
Muumandu	Provision of garbage bins at all markets in Muumandu, Kiyonyini and Kavyoni
<b>Lands Sub-sector</b>	
All villages	Provision of Kola market plan and issuance of title deeds
	Processing of Katuaa county land title deed
Iiyuni	Issuance of title deeds
	Demarcation of market land
Katanga	Issuance of title deeds
Muumandu	Issuance of title deeds
<b>PUBLIC ADMINISTRATION SECTOR</b>	
All villages	Construction of AP quarters at Muumandu, Katuaa and Kola
	Construction of ward administration office
Iiyuni	Lowering of single business permit fees at all markets
	Construction of village administration office
	Facilitation of public participation forums
Katanga	Lowering of business permit fees at Kola market
	Construction of village administration office
	Facilitation of public participation forums
	Lowering of business permit fees
Muumandu	Lowering of single business permit fees at all markets
<b>WATER AND IRRIGATION SECTOR</b>	
<b>Sanitation Sub-sector</b>	
All villages	Development of Muumandu town sewerage system
	Construction of public toilets at Katuaa, Kola, Muumandu and Katanga
Iiyuni	Construction of public toilets at Kathaa and Katuaa markets
Katanga	Construction of public toilets at Kola market
<b>Water Sub-sector</b>	
All villages	Scooping of dams at Kyakavoo village, Mwanyani earth dam, Kyanganga, Misuuni earth dam, Kilamuni earth dam
	Piping of Kitundu Dam water to Muumandu market
	Provision of water tanks to Kola, Muumamdu Katua, Mbuani, Kavyuni and Kitonyini
	Desilting of Kwa Muumbi Dam, Muthwa earth dam, Kyavatia earth dam, Kya Kavio earth dam, Kyangovu Dam
	Drilling of Kikumbo Borehole, the borehole at the highschool, Kiu Secondary School, Kyangunia, Mutooni Kwa Mutisya and Kyakavoo village borehole
	Scooping and desilting of Katanga earth dam
	Rehabilitation and desilting of Nzaini earth dam, and distribution of the water
	Fencing and distribution of water at Kyakatolwe and Malooni dams
	Scooping of Kwa mululu, Kwa Masani and Kyamunyu fresh earth dams
	Desilting of Nzaini Dam and reinforcing of the boundaries of the dam to avoid soil erosion
	Disilting of Muthwa earth dam
	Construction of Ndauni Dam, Kwa Kavisi Ngomani Dam and Kyaani Kwa Peter Dam
	Desilting of Mbusyani River
	Fencing and reinforcement of Masauni earth dam and Makanga earth dam

Village	Community Need
	Scooping of weir at Kwa Kivundi
	Construction of weirs at Kyawalia Dispensary River and Ukomoni River
	Desilting and rehabilitation of Kwa Mutuku Katuaa earth dam
	Drilling of a borehole at Mutooni Kwa Mutisya
	Fencing of the earth dam at Kwa Mwavu
	Construction of weirs and fencing of Mwanyani earth dam
	Rehabilitation of Mikono Borehole
Iiyuni	Construction of new dams
	Expansion, fencing, desilting and treating of Miaani, Nzungu, Manzaaa, Kwa Kathule, Kwa Kalunde and Kyakatolye dams
	Fencing, desilting and treating of Nell dam, Kalimanzalu and Kyamunyu dams
	Drilling of a borehole and reticulation of its water to Iiyuni
	Drilling and reticulation of boreholes at Nzaini and Manzaa
	Installation of pumping system at Nzaini Borehole
	Iiyuni borehole-equipping with solar
Distribution of water from Iiyuni borehole to Kola primary	
Katanga	Drilling of boreholes at primary schools at Kikumbo and Kola
	Construction of dams and reticulation at Katanga village
	Desilting, fencing and enlarging of dams at Katanga
	Katanga borehole drilling
Muumandu	Enlargement and fencing of dams, desilting water treatment at Katundu, Mbondo, Kyanziaa, Kiwani, Kyamunyu and Kyambutha dams, Lubwa and Muange dam in Kavyuni
	Construction of dams at Muthetheni and Katemani
	Construction of gabions at all dams
	Drilling of a borehole at Muumandu

### Kangundo Sub-county

#### 3. Kangundo Central Ward

Total Number of Participants: 785

Males: 255 Females: 530 Youth: 113 PWDs: 13

Village	Community Need
<b>AGRICULTURE AND CO-OPERATIVES DEVELOPMENT SECTOR</b>	
<b>Agriculture Sub-sector</b>	
Isinga	Timely provision of free certified seeds and subsidized farm inputs
	Establishment of a hatchery at Kangundo Central ward
	Establishment of macadamia and ovacado tree nurseries
	Rehabilitation of cattle dips
Maiuni	Promotion of access to quality fodder seeds
	Provision of agricultural training services
	Provision of free regular mass vaccination services and artificial insemination services
	Timely provision of free certified seeds and subsidized fertilizers
	Rehabilitation of Mavindu Cattle Dip
Matetani	Provision of extension services e.g. agricultural training
	Provision of artificial insemination services
	Provision of extension services eg agricultural training
	Issuance of horticultural fruits seedlings e.g. avocado , macadamia

<b>Village</b>	<b>Community Need</b>
	Timely provision of free certified seeds, subsidized fertilizers and tractor ploughing services
Mulingana	Timely provision of free certified seeds, subsidized fertilizers and tractor ploughing services
	Provision of livestock vaccination services
Muisuni	Provision of subsidized fertilizer
	Provision of free subsidized seeds
	Provision of seedlings for macadamia and avocados
<b>Co-operatives Development Sub-sector</b>	
Isinga	Provision of revolving fund to empower coffee farmers
	Revival of coffee sector
Maiuni	Provision of market linkages for farm products e.g coffee, macadamia, avocado, milk
	Provision of a revolving fund to improve the coffee sector
	Revival of coffee sector
Matetani	Revival of coffee sector
Muisuni	Provision of Eco pulpers (modern coffee machines) at the Muisuni factory
	Improvement of the coffee sector
	Provision of market linkages for farm products e.g coffee, macadamia, avocado, milk
Mulingana	Revival of coffee sector
<b>COMMERCIAL, TOURISM AND LABOUR AFFAIRS SECTOR</b>	
<b>Commercial Sub-sector</b>	
Isinga	Construction of 'boda boda' and market sheds at Kwa Akamba Market
Maiuni	Scheduling of market days at Kangundo town
	Rehabilitation of market sheds in Kangundo Town within Muisuni
	Market days to be rescheduled to Sundays instead of Mondays and Thursdays
	Provision of a revolving fund for financial support to businesses
	Construction of 'boda boda' sheds and 'mama mboga' stalls at Kanzia Market
Matetani	Construction of 'boda boda' sheds and 'mama mboga' stalls
	Provision of financial support to boost businesses
Muisuni	Construction of 'boda boda' sheds at Kangundo town stages
	Provide a conducive business environment at Kangundo market such as security
	Rescheduling of market day at Kangundo market
	Renovation of Kangundo open air market
	Acquisition of land for livestock market yard
Mulingana	Construction of 'boda boda' sheds and 'mama mboga' stalls at Mulingana
	Provision of financial support to boost businesses
<b>EDUCATION, YOUTH, SPORTS AND SOCIAL WELFARE SECTOR</b>	
<b>Education Sub-sector</b>	
Isinga	Construction of vocational training centre at Kilalani/Kaikahawa
	Renovation of Kilalani and Kwa Kituna ECDE Centres (windows, toilet, floor plastering, fencing)
Maiuni	Introduction of bursary allocations for vocational centers
	Construction of ECDE classrooms at Kiliku village
	Establishment of a public library at Kangundo AIC School
	Provision of vehicles to VTCs to facilitate driving classes
	Establishment of public library at Sinai village
	Fencing and power installation at Masewani VTC and recruitment of additional instructors especially for beauty therapy and tailoring
	Rehabilitation of ECDE classrooms at AIC Kangundo and Masewani primary schools
Matetani	Bursary allocation at Kyai Polytechnic
	Completion of classroom at Matetani ECDE Centre and Mbondoni ECDE Centre
	Introducing new model technologies e.g. computers which will help in enhancing skills
	Provision of vehicles to VTCs to facilitate driving classes
	Construction of toilets, recruitment of ECDE teachers and provision of learning and playing materials at Kyai, Matetani and Mbondoni ECDE centres



<b>Village</b>	<b>Community Need</b>
	Renovation, introduction of new model technologies, provision of learning materials and motivation of students at Kyai Polytechnic
	Renovation of Kyai ECDE Centre
	Provision of scholarships for needy KMTC students
Mulingana	Construction of toilets and additional ECDE classrooms, recruitment of ECDE teachers and provision of learning and playing materials at Kyaaka and Mulingana primary schools
Muisuni	Construction of ECDE classrooms at Ngulini, Kambai and Kanzokea
	Renovation of ECDE classrooms at Kithumuoni
	Construction of an ECDE centre at Kanzokea Primary School
<b>Social Welfare Sub-sector</b>	
Matetani	Provision of kits to fully registered PWDs
Muisuni	Provision of kits to fully registered PWDs
Mulingana	Provision of kits to fully registered PWDs
Isinga	Provision of kits to fully registered PWDs
Maiuni	Provision of kits to fully registered PWDs
<b>Youth and Sports Sub-sector</b>	
Isinga	Construction of Kainga Stadium
	Levelling of Kilalani playground
Maiuni	Construction of public social hall at Kangundo town
	Construction of stadium at Kainga playground
	Organizing tournaments for football clubs
	Levelling of Muisuni AIC Primary School playing ground
	Supporting youth sports with uniforms, balls, volleyball nets etc.
	Need for youth representative
Matetani	Establishment of 'boda boda' saccos for the youth
	Nurturing of youth talents
	Levelling of Matetani Primary School playing ground
	Curbing drug abuse and provision of rehabilitation services
	Youth empowerment
Mulingana	Levelling of the primary school playing grounds – Mulingana and Kyaaka primary schools
	Youth empowerment
	Provision of employment opportunities for the youth
	Establishment of saccos for the youth
Muisuni	Establishment of saccos for the youth
	Youth Empowerment
	Levelling of a playground bordering Ngulini next to the dispensary
<b>ENERGY, INFRASTRUCTURE AND ICT SECTOR</b>	
<b>Energy Sub-sector</b>	
Isinga	Convenient repositioning of 'mulika mwizi' at Ngiini market
	Installation of streetlights at DCC residence through Kangundo KMTC – Kwa Kituna Nursery School and Kangundo Sub-county offices – Tala – Kangundo mainroad – Kangundo Police Station – Ukanga Utune Coffee Factory
	Electricity connection to Kilalani and Mutondoni villages
	Repositioning of the Mulika Mwizi to the center of the market
	Powering of floodlighs at Akamba market and Kangundo Level IV Hospital
	Rehabilitation of 'mulika mwizi' at Kwa Luka Shopping Centre
	Replacement of stolen 'mulika mWizi' bulbs at Kwa Kanyete junction
	Replacement of stolen metallic posts and streetlights at Kangundo Level 4 Hospital – Akamba market
Maiuni	Installation of 'mulika mwizi' at Kiliku Hope Centre, Kwa John Mbiwa, Kwa Kithama Shopping Centre, Kwa Mbozo, Kwa Mulaa Junction, Kwa Mutua Kimatu, Kwa Ngundo, Kyaka Stone, Matangi Masewani, Mavindu Coffee Factory ,and S.A. Itooloni

Village	Community Need
	Installation of transformers at Kalimani, Kiliku and Kyaka villages
Matetani	Electricity supply to Kanzokea Primary School and Upper Matetani Kaseve
	Installation of 'mulika mwizi' at Assistant Chief's Camp Matetani, Kinyae and Kwa Mutume markets, Kyai Primary School and Mbondoni Borehole
	Rehabilitation of mlika mwizi at Kyaaka / Mulingana, kwa mathathi, Kanzia/ kwa Mutune shopping centres, Masaku/ Kathiani junction
	Repair of floodlights at kwa akamba
	Rehabilitation of 'mulika mwizi' at Kakuyuni Machakos Junction, Kanzia and Kwa Akamba
	Last mile electricity connection at Matetani centre and Upper Kiimani Kyai
Muisuni	Electricity supply to Ngulini container health facility
	Installation of 'mulika mwizi' at Kanzokea Primary School, Kwa Mwea, Kwa Ngoni, Ndengo Shopping Centre , Ndendwa shopping centre , Kwa mwea shopping centre and Ngulini Primary School
Mulingana	Installation of 'mulika mwizi' at Chief's Office and Kwa Mutanga
	Installation of transformer at Kwa Ivongo area
	Last mile electricity connection at Kiimani
	Rehabilitation of 'mulika mwizi' at Kyaaka and Mulingana market
<b>Roads, Transport and Public Works Sub-sectors</b>	
Isinga	Construction of Mutondoni bridge NOT Mbilini
	Construction of drainage and installation of culverts at Kangundo Sub-county Offices – Kangundo PP – Ukanga Mutune Coffee Factory – Kangundo road
	Enforcement of traffic rules at Kangundo bus park
	Grading, gravelling and installation of culverts along Macadamia – Mutungoni - Caring Hearts Boys' High School – Ngiini – Kasunguni – Kivandini – Kilalani Shopping Centre – Kilalani Coffee Factory – Kwa Kikwau – Makutano Junction – Kaikahawa market roads
	Rehabilitation of Ngiini Bridge
	Tarmacking of roads from Kangundo Sub-county Offices – Kangundo PP – Ukanga Mutune Coffee Factory – Kangundo road and Kituna Nursery – Kangundo KMTC – Kangundo DCC residence
	Construction of gabions at Kwa Munyuvi gulley
	Construction of drifts at Kwa Nzioka Ngiini – Katine road
Maiuni	Construction of culverts at Muisuni Coffee Factory
	Construction of bridge at Masewani Primary School
	Construction of weirs at Itoloni
	Grading, gravelling and construction of culverts at Hope Church Centre – Kwa Assistant Chief North ward, Kamwanyani Shopping Centre – Muisuni Girls' School – ABC Maiuni, Kangundo Community Health Centre – Kwa Mukola – Slaughter House, Katanga Shopping Centre – Kwa Kithama – Kithumuoni Shopping Centre, Kwa Keli – Kyaka village – Kithumuoni Shopping Centre, Kwa Kimatu – Masewani Primary School – ABC Masewa – Kwa Kitaka – Slaughter House, Kwa Kisuke – Kiliku village, Kwa Ndambuki Mbiwa – Kwa Mutua Mangelu, Masewani VTC – Kwa Mutiso wa Kithome, Muisuni Coffee Factory – Kwa Kisuke – Maiuni Shopping Centre and Viet Petrol Station – Kwa Ndote – Mavindu Factory roads
	Construction of drifts and culverts along Maseno – Mbithi Malombe – Kwa Kiko road
	Construction of gabions along Musau Kathoka – Kaseveni and Kwa Kiki/Mbondoni/Kinyae/Kyai – Mulingana – Mukulamana River
Matetani	Construction of weirs at Kwa Kiki, Mbondoni, Kinyae, Kyai, Mulingana through Mukulamana River
	Grading of Kanzokea Primary School – Kwa Mukee, Kwa Mukee – Kwa Mune, Matetani Primary School – Kwa Kitemu – Maseno and Musau Kathoka – Kaseveni roads
	Grading and murraming Kwa Mbuvi – Kwa Njone – Mwele Junction – Kwa Rose Wambua and Matetani Secondary School – Kwa Mukusyo – Kithuni Factory roads
	Murraming of Kwa Mathilo – Ndivu – King'oo Dam and Maseno – Mbithi Malombe – Kwa Kiko roads
	Construction of gabions along river banks

Village	Community Need
	Rehabilitation of footpaths along Kwa Mbaa Ivongo – The hill – Kwa Mbaa Mang'ang'i – Kwa Munyambu road
	Demarcation of Musau Kathoka – Kaseveni road
	Construction of weirs at Kwa Kiko/Mukulu mana
Muisuni	Construction of gabions at Kambai, Kanzokea Nursery School, Kiua Luka, Kwa Kangela, Kwa Kivuku ABC, Kwa Mangelu, Kwa Musongo, Kwa Mwando, Kwa Mwongela, Musyimi, Ndendwa, Nguu road – Kilimani – Kainga Stadium road and Uvalini
	Construction of bridge at Masewani Primary School
	Splitting of feeder roads
	Construction of weirs at Kwa mamonze
	Grading, gravelling and construction of drifts and culverts along Kambai Shopping Centre- Kambai Primary School – Kwa Mamonze – Kwa Musyoka Mueti – Mwanyani road, Kikoikoni – Kwa Mwea – Kwa Ngoni, Kimatu – Ndendwa Kambai – Kithatani – Mwanyani – Kyuunguni, Kwa Akamba – Kanzokea Mwanyani – Ngulini – Kithumuoni, Kwa Joseph Muisya – Muema Mutiso – Kwa Malului – Kwa Masyuki Savethi – Wa Malului, Kwa Kilili – Kwa Masaku – Endela Kamusyu – Kwa Kimenye – Ndendwa Kwa Nguta – Kwa Mangu – Kwa Philip Nguta, Kwa Kimatu – Kwa Mangu Coffee Factory road, Kwa Masaku – Kwa Nguu – Forest road, Kwa Mutisya Ngila – Mafikina Konzokea ECDE Centre – Mbaa Muasya and Ngulini Primary School – Ngulini Forest – Kwa Mwenze roads
	Grading, gravelling and installation of culverts along Kwa Mukee – Kinanie road
Mulingana	Construction of culverts along Kwa Mwilile – Kwa Kimomo Mutulu – Kwa Maundu Komu, Kwa Nthenge Kitheka – Kwa Muoki Mutwii, Kyalo Kituku, Kwa Muli – Kwa Mutiso and Mulingana Secondary School – Kakuyuni across Mutanga Junction
	Construction of gabions at Kyalo Kituku and Kwa Muli via Kwa Mutiso
	Grading and murraming of Kwa Mwilile – Kwa Kimomo Mutulu – Kwa Maundu Komu, Kwa Nthenge Kitheka – Kwa Muoki Mutwii, Mulingana market, Kwa Mwitiki and Mulingana Secondary School – Kakuyuni across Mutanga Junction roads
	Demarcation of Kwa Nthenge Kitheka – Kwa Muoki Mutwii road
<b>HEALTH SECTOR</b>	
Isinga	Complete the stalled construction of Ngiini Health Centre and settle the pending debts.
	Construction of modern mortuary, equipping of radiology department, laboratory, non-pharms and drugs supply to Kangundo Level IV Hospital – Equipping ICU
Maiuni	Purchase of land & Construction of a health facility at Kiliku village
Matetani	Purchase of land and construction of health facilities at Kinyae and Maseno
Muisuni	Fencing of the health facility at Ngulini, expansion, construction of toilets and adequate water supply
	Construction of toilets at Ngulini container health facility
Mulingana	Construction of a health facility near Chief's Office
<b>LANDS, ENVIRONMENT AND NATURAL RESOURCES SECTOR</b>	
<b>Environment and Natural Resources Sub-sector</b>	
Maiuni	Provision of garbage bins at Kalimani Estate, Kamwanyani Shopping Centre, Katanga Shopping Centre, Maiuni Shopping Centre and Ngandu Estate
Matetani	Curbing grazing in forests
	Civil education on forest conservation at Matetani Hill
	Cutoffs on hilly areas to prevent soil erosion
	Fencing of Matetani Hill and planting of trees
	Planting of grass in forest areas without trees
	Recruitment of forest guards
	Opening roads through bush clearing at Matetani hill
	Deployment of a cleaner at Matetani
	Provision of garbage bins at Matetani
Muisuni	Recruitment of guards at Kanzokea forest, Kithatani forest, Matetani-Mulingana forest and Nguluni forest

<b>Village</b>	<b>Community Need</b>
	Fencing and reforestation of Kanzokea forest
	Fencing and reforestation of Matetani-Mulingana Forest
	Fencing and reforestation Kanzokea, Kithatani and Nguluni forests
	Demarcation of the forest and reforestation of the Kanzokea forest , Matetani-Mulingana forest and Kithatani and Nguluni forests
Mulingana	Curbing grazing in forests
	Civil education on forest conservation
	Cutoffs to prevent soil erosion
	Fencing and recruitment of forest guards
	Opening up of forest roads
	Grass planting in forest areas without trees
	Deployment of a cleaner and provision of garbage bins at Mulingana
<b>Lands Sub-sector</b>	
Isinga	Facilitation of issuance of title deeds
Muisuni	Construction of modern storey building at Kangundo open air market
	Facilitation of issuance of title deeds at Kangundo market
Mulingana	Surveying and demarcation of land and roads
<b>PUBLIC ADMINISTRATION SECTOR</b>	
Isinga	Construction of an administration office
Maiuni	Construction of village administration office at Katanga
	Purchase of land and construction of village administration office at Katanga
Matetani	Purchase of land and construction of village administration office at Matetani Water Spring
Muisuni	Review of license fees
	Purchase of land and construction of an administration office
Mulingana	Purchase of land and construction of village administration office
<b>WATER AND IRRIGATION SECTOR</b>	
<b>Sanitation Sub-sector</b>	
Isinga	Construction of public toilets at Kwa Akamba market
Matetani	Construction of public toilets
Muisuni	Construction of toilets at Katanga
Mulingana	Construction of public toilets at Mulingana Shopping Centre
<b>Water Sub-sector</b>	
Isinga	Construction of weirs along Kathithyamaa River
	Drilling of boreholes at Kwangwasi village, Unyuani village and Kangundo town
	Expanding and desilting of Kilalani Coffee Co-operatives Society Dam
	Provision of stand for water tank at Isinga Borehole
	Rehabilitation of pumping system at Kilalani Primary School Borehole
	Reticulation of Ukanga Utune Dam, Ndovoini Borehole and Isinga Borehole
	Construction of water treatment plant at Ukanga Utune Dam
Maiuni	Construction of additional weirs along Kwetaa River
	Construction of a 10,000 litres tank at the Masewani Vocational Centre
	Construction of dam at Muisuni Coffee Factory
	Construction of gabions at Itooloni gully, Kwa Peter Mumo gully and Slaughter gully
	Drilling of boreholes at Assistant Chief's Camp Katanga, Kwa Elizabeth Kitonyi, Kwa Kithumbi, Kwa Muindi wa Kavungi, Kwa Mutiso wa Kithome , Kwa Malia and Kwa Ndoté
	Rehabilitation of Kwa Matia, Kwa Nthangi, Kwa Sign, Kyuuni and Mavindu springs
Matetani	Supply and installation of additional water tanks and establishment of additional water points at Kyai and Mbondoni boreholes
	Reticulation of Kwa Kasiva, Kwa Kin'goo and Mukunuku dams
	Construction of gabions along Kwa Muindi River
	Fencing of Mbondoni Borehole
	Fencing of Kwa Ndulu, Kwa Kasiva, Kwa Kin'goo and Mukunuku Dam

Village	Community Need
	Rehabilitation, fencing, supply of water tank, installation of solar panels and taps and water treatment at Matetani water spring
	Rehabilitation of solar panels and regulating water use to manage drought at Kyai Borehole
	Rehabilitation of Kwa Ndulu Dam
	Desilting of Kithatani, Kwa Kasiva, Kwa Kin'goo and Mukunuku dams
Muisuni	Drilling of boreholes at Kambai, Kithatani, Konzokea, Ndendwa, Ngulini container health facility and Uvalini
	Desilting of Mangu Factory and Muisuni Factory dams
	Construction of Kwa Musyoka and Kithatani dams
Mulingana	Establishment of additional water points, installation of solar panels, supply and installation of water tank at Mulingana Borehole
	Construction of gabions along Kwa Nduu and Mukulumana rivers
	Reticulation of water to all places
	Fencing of boreholes and supply and installation of water tanks
	Construction of earth dams at Kithatani, Kwa Mangu and Muisuni coffee factories
	Construction of Kwa Musyoka Dam
	Drilling of a borehole at Kambai Village to supply water to Kambai Primary School and its environs

#### 4. Kangundo East Ward

Total Number of Participants: 620

Males: 98 Females: 522 Youth: 59 PWDs: 04

Village	Community Need
<b>AGRICULTURE AND CO-OPERATIVES DEVELOPMENT SECTOR</b>	
<b>Agriculture Sub-sector</b>	
All villages	Rehabilitation of cattle dips in Kangundo East
	Timely provision of free certified seeds and subsidized fertilizers
Iia Itune	Timely provision of free certified seeds and subsidized fertilizers
Kathome	Construction of cattle dips
	Promote breeding of rabbits and dairy goats
	Provision of livestock extension services
	Establishment of village agricultural office
	Provision of bee hives
	Provision of free indigenous chicks and subsidized farm inputs
Katitu	Sensitization and training of farmers
	Timely provision of free certified seeds and subsidized farm inputs
	Rehabilitation of cattle dip
	Construction of a cattle dip at Ivutu
	Provision of livestock vaccination services
Kavilingoni	Provision of subsidized farm inputs and livestock extension services
	Establishment of village agricultural office
	Provision of bee hives
	Promote breeding of rabbits and dairy goats
	Rehabilitation of cattle dip
Kivi	Timely provision of free certified seeds, seedlings and subsidized fertilizers
	Provision of free indigenous chicks
	Promote breeding of dairy goats
Miu	Provision of subsidized fertilizers and indigenous chicks
	Provision of agricultural extension services
	Provision of animal husbandry and artificial insemination services
	Provision of dam liners
Ngumuti	Sensitization and training of farmers

<b>Village</b>	<b>Community Need</b>
	Provision of free certified seeds, subsidized fertilizers and pesticides
<b>Co-operatives Development Sub-sector</b>	
All villages	Provision of loans to famers
Iia Itune	Provision of market linkages for farm produce
	Provision of loans to farmers
Kathome	Provision of market linkages for farm produce
Miu	Provision of market linkages for farm produce
	Provision of loans to famers
<b>COMMERCIAL, TOURISM AND LABOUR AFFAIRS SECTOR</b>	
<b>Commercial Sub-sector</b>	
All villages	Construction of Kwa Kathule and Kathome 'boda boda' sheds
Katitu	Completion of market sheds at Kivaani market
Kivi	Construction of market shed at Malatani market
Ngumuti	Construction of market shed at Ngumuti
<b>EDUCATION, YOUTH, SPORTS AND SOCIAL WELFARE SECTOR</b>	
<b>Education Sub-sector</b>	
All villages	Recruitment of ECDE teachers and upgrading
	Building of technical training institutes
Iia Itune	Provision of bursaries at Kamanzi
	Construction of computer lab and library at Kamanzi
	Construction of a polytechnic at Kamanzi
	Construction of ECDE classrooms at Iia Itune Primary School and Matithini AIC Primary School
	Establishment of a vocational training center at Iia Itune
Kathome	Provision of bursaries at Kathome
	Construction of ECDE classrooms at Kathome and Kwa Kathule primary schools
Katitu	Bursary increment
	Provision of learning materials at Manyatta and Mukuyuni primary schools
	Rehabilitation of ECDE classrooms at Manyatta and Mukuyuni primary
Kavilingoni	Recruitment of additional ECDE teachers at Kavilingoni
	Construction of ECDE classrooms at Katheini and Kwa Mwenze primary schools and at Kisekini Nursery
Kivi	Recruitment of additional instructors at ABC Kivi Vocational Centre
	Recruitment of additional ECDE teacher at Kivi Primary School
	Provision of bursaries
	Construction of ECDE classrooms at Kivi and Malatani primary schools
	Upgrading and equipping of ABC Kivi Vocational Centre
Miu	Fair distribution of bursaries
	Construction of ECDE classrooms at ABC Kavalya, Kaseveni, Kithuiani and Miu primary schools
	Construction of library at ABC Kavalya Primary School
Ngumuti	Recruitment of additional ECDE teachers and implementation of school feeding program at Mususye and Ngomani primary schools
	Provision of bursaries
	Construction of ECDE classrooms at Ngomani Primary School
	Providing learning and playing materials at Mususye and Ngomani primary schools
<b>Social Welfare Sub-sector</b>	
All villages	Support to PWDs
Kathome	Empowerment of PWDs
	Feeding program for the elderly
	Consideration of village heads
Kivi	Empowerment of PWDs
	Provision of women fund
Ngumuti	Empowerment of women and PWDs

<b>Village</b>	<b>Community Need</b>
	Provision of relief food
<b>Youth and Sports Sub-sector</b>	
All villages	Expansion of sports fields
Kathome	Youth empowerment
Katitu	Promotion of talent shows
	Promotion of sports for the youth
Kivi	Provision of First Aid kits and uniforms to Moran striker club
	Provision of youth fund
Ngumuti	Leveling of Ilima playground
	Empowerment and provision of uniforms to Ilima FC
<b>ENERGY, INFRASTRUCTURE AND ICT SECTOR</b>	
<b>Energy Sub-sector</b>	
All villages	Electricity Connection in Yosya Upper Matithini village
	Installation of ‘mulika mwizi’ at Yaya Center Matithini
	Installation of ‘mulika mwizi’ at Kiluluini market
	Electricity connection from Kithini Utumo Utheke
	Installation of transformer at Jacob Iluku, Paul Nthenge, Kwa Mwende and Ngomani Primary School
	Installation of additional ‘mulika mwizi’ at Kathiini and Kikomba markets
	Installation of transformer at Muthithu/Kithini village
Iia Itune	Installation of ‘mulika mwizi’ at Katanga, Kiluluini, Kithini and Kwa Kamanzi markets
	Last mile electricity connection to Kamanzi and Kithini markets
Kathome	Electricity supply to Kathome and Kithunthi villages
	Installation of ‘mulika mwizi’ at Kaseve, Kathome, Kithunthi and Kwa Kathule villages
	Maintenance of muliza mwizi at Kaseve, Kathome, Kithunthi and Kwa Kathule
Kavilingoni	Electricity connection to Kathatani market and Kavilingoni village
	Installation of ‘mulika mwizi’ at Katheini market, Kavilingoni Junction, Kithatani AIC, Kwa Manthala and Ngumuti Factory
	Maintenance of ‘mulika mwizi’ at Katheini market
Kivi	Installation of additional ‘mulika mwizi’ at Kwa Kasaani and Matalani market
Miu	Installation of additional transformers at Kavalya, Kithuaini and Miu markets
	Electricity connection to Kaseveni Primary School
	Last mile electricity connection to Kikunyuni and Kithuaini markets
	Installation of ‘mulika mwizi’ at Kaseveni market, Kavalya ABC, Kithiani market, Likoni market, Miu market and Nzololo Kiembeni
Ngumuti	Installation of additional ‘mulika mwizi’ at Imiline Secondary School, Kikomba market, Kithuaini near A.I.C Kivi and Kwa Iluku
	Last mile connection to Kithuaini, Kwa Mbaa Ndoos and Mususye
<b>Roads, Transport and Public Works Sub-sectors</b>	
All villages	Road rehabilitation from Makandala – Sombe
	Road rehabilitation at Musangala Bridge
	Repair of Miu River bridge, Kithunthi(Kwa Muu)
Iia Itune	Construction of bridges at Kalangi – Kathome, Kalangi – Syisyau and Makadara – Kathome roads
	Grading of ABC Church – Wambua, Kamanzi – Nzioka Mulandi, Katanga – Factory, Maingi Kavoi – Kevanyeno, Makau Muema – Kalangi, Matithian AIC – Kalenga and Mutava Kiilu – Kamange road
Kathome	Construction of drifts along Kathome – Kwasyo Kivungi, Kathome – Kyevaluki, Kithumbi village – Kutha, Kwa Kiteve – Kwa Sele, Kwa Kiugaata – Kithuuthi and Kwakathule – Kithuuthi Primary School roads
Katitu	Grading and murruming of Katoa – Kwayaya, Kivaani Chief’s Camp – Kavalya ABC, Kivaani to Mataani, Kwa Mwikya – Kituvu, Manyatta – Kithini – AIC Kayangii and Musunza – Mumotoku – Mukuyuni roads

<b>Village</b>	<b>Community Need</b>
Kivi	Grading of ABC Kivi – Kwa Kyule – Chief Ngomo – Kwa Maingi, Kwa Makove – Kasarani, Kwa Mbondo – Ngangani Dam – Kwa Kyele, Kyaana – Kwa Nyelele – Mary Makumbi – Mbondo, Malatani – Makove – Kivi Primary School and Muena Mbuva – Maluini – Munyao – Ndungai
	Grading of roads
Miu	Grading of Kwa Munyao, Mueni Mumotoku, Kithuiani Panama, Kithuiani Kwa Mumo, Kituiani Kasema, Kwa Kivelo Kioko, Kwa Nzengi Kivele, Kyai Road, Miu AIC – Kimali and Miu Likoni roads
	Construction of second face flyover at Miu Lower Bridge
	Surveying of Kwa Mwia and Kwa Nthange roads
	Upgrading, construction of drainage and culverts along Kithuiani – Mini road and Manyatta Mini roads
Ngumuti	Grading of Imilini Mususye – Kithumuoni, Kikomba – Kituvu, Kwa Dickson Ndolo – Ngomani Primary School, Kwa Kelu – Mususye, Kwa Kilika – Mususye, Kwa Kisaingu – Kwa Lekye, Kwa Nguu – Kwa Ndo, Mususye – Kimulu – Kithini and Ngangani – Imilini Secondary School roads
	Construction of drainage system at Ngumuti Village
<b>HEALTH SECTOR</b>	
All villages	Fencing and adequate supply of drugs at Kathome Dispensary
	Recruitment of health community workers needed
	Expansion of Iia Itune Dispensary
Iia Itune	Recruitment of additional health care workers and adequate supply of drugs at Iia Itune Dispensary
	Construction of a health facility at Kamanza market
Kathome	Construction of additional maternity ward, expansion of compound, provision of ambulance vehicle, adequate supply of drugs and recruitment of additional health care workers at Kathome Dispensary
	Construction of a health facility at Kwa Kathule Catholic Church
Katitu	Completion of building, adequate supply of drugs and staffing of Kivaani Health Centre
Kavilingoni	Land acquisition for expansion and recruitment of health care workers at Kwa Mwenze Dispensary
	Recruitment of health care workers at Katheini health facility
	Adequate supply of drugs at Kwa Mwenze Dispensary
Kivi	Recruitment of additional CHVs
	Construction of a health facility at ABC Kivi
Miu	Expansion of Miu Dispensary, construction of laboratory, maternity wing and adequate supply of drugs as well as recruitment of additional health care workers
Ngumuti	Construction of Kithini Dispensary and adequate supply of drugs
<b>LANDS, ENVIRONMENT AND NATURAL RESOURCES SECTOR</b>	
<b>Environment and Natural Resources Sub-sector</b>	
Iia Itune	Deployment of cleaners at Kamanzi market
Kivi	Deployment of cleaners and provision of garbage bins at Malatani market
Miu	Deployment of cleaners and provision of garbage bins at Kaseveni, Kithiani and Miu markets
Ngumuti	Deployment of cleaners and provision of garbage bins
	Establishment of dumping site
<b>Lands Sub-sector</b>	
Kavilingoni	Provision of land surveying services at Katheini
<b>PUBLIC ADMINISTRATION SECTOR</b>	
Ngumuti	Reviewing of license fees
<b>WATER AND IRRIGATION SECTOR</b>	
<b>Sanitation Sub-sector</b>	
Iia Itune	Completion of modern toilet at Kamanzi and Katheini market
	Construction of public toilet at Ngowe market



<b>Village</b>	<b>Community Need</b>
Kathome	Construction of public toilets and deployment of cleaners at Kathome, Kithumbi and Kwa Kathule
Katitu	Completion of public toilets at Kivaani market
	Construction of public toilets at Mukuyuni market
Kivi	Construction of public toilets at Malatani market
Miu	Construction of public toilets at Kaseveni, Kithiani and Miu markets
Ngumuti	Construction of public toilets
<b>Water Sub-sector</b>	
All villages	Rehabilitation of boreholes in Kangundo East
	Construction of gabions along Kathome – Kalangi River
	Drilling of borehole at Iia Itune Dispensary
	Provision of dam ladders at Iiyani
	Construction of weirs at Kyaana River
Iia Itune	Desilting of Kwa Katiso, Kwa Nthiongo, Kyandia and Ndunguli dams
	Drilling of Matumani Borehole
	Rehabilitation, supply and installation of water tank at Kamanzi Borehole
Kathome	Desilting of Kwa Nzambu Dam
	Drilling of boreholes at Kithuuthi and Kwakathule Primary School
	Supply and installation of water tanks at Kathome market
	Rehabilitation of Kathome Borehole
Katitu	Completion of Mumaka Community Borehole
	Construction of weirs at Kwa Mulwa, Kyaana River and Ngomani River
	Supply and installation of water tanks at Kivaani market borehole and Manyatta Secondary School
	Installation of solar panels at Manyatta Primary Borehole
	Drilling of Kithuiani Borehole
	Rehabilitation of boreholes at Kivaani market, Manyatta Primary School and Miu
	Rehabilitation of Kwa Ngombe Dam
	Rehabilitation of Kutoa Spring
	Rehabilitation of Kwa Kyuvi Well
	Reticulation of Manyatta Primary School Borehole
Kavilingoni	Installation of additional solar panels at Kavilingini Boreholes
	Construction of weirs at Kwa Kasenga – Kwa Moses, Kwa Kasomo – Samuel, Kwa Kingaata – Mwangi, Kwa Kitonya – Kithatani and Kwekoka – Kwa Joans
	Expansion and desilting of Kwa Manthala Dam
	Construction of elevated tank at Ivutu
	Drilling of boreholes at Ivutu and Kisekini ECDE School
	Construction of Kiseekini and Kwa Nduu dams
Kivi	Desilting of Ngangani Dam
	Drilling of boreholes at Kivi Vocational Center and Kwa Nyelele
	Construction of weirs along Kalindi River, Kavaki River, Kyaani River and Ngumuti River
Miu	Desilting of Kwa Kwevulu, Kwa Mwia, Kwa Nzoya and Nzololo dams
	Drilling of ABC Kavalya and Kthuiani boreholes
	Supply and installation of water tank at Miu Borehole
	Rehabilitation of Miu Borehole
	Construction of Kwa Kavosa, Kwa Kimali Solomon, Kwa Kioko, Kwa Musila Muthuli, Kwa Musyoka Nzioka, Kwakasuki and Morris Kala weirs
Ngumuti	Construction of weirs along Kwa Kiithuva River, Kyaana River and Ngomani River
	Drilling of Ngomani Primary School Borehole
	Construction of Kwa Kimanathi Dam
	Reticulation of Imilini Borehole

## 5. Kangundo North Ward

Total Number of Participants: 1013

Males: 327 Females: 686 Youth: 139 PWDs: 22

Village	Community Need
<b>AGRICULTURE AND CO-OPERATIVES DEVELOPMENT SECTOR</b>	
Agriculture Sub-sector	
Kawauni	Fencing of fish ponds
	Provision of farm inputs and pasture seeds
	Provision of free avocado and macadamia seeds
Kikambauni	Provision of grafted seeds for avocado and macadamia
	Provision of livestock extension services
	Provision of new varieties of dairy feeds
	Timely provision of subsidized farm inputs e.g. seeds and pesticides
Kitwii	Rehabilitation of Kitwii Cattle Dip
	Timely provision of farm inputs
Mbilini	Timely provision of free certified seeds
Ndunduni	Timely provision of subsidized fertilizers and seedlings
	Provision of drought resistant crops
Co-operatives Development Sub-sector	
Kawauni	Establishment of an avocado processing plant
Kikambuani	Establishment of co-operatives societies
<b>COMMERCIAL, TOURISM AND LABOUR AFFAIRS SECTOR</b>	
Commercial Sub-sector	
Kikambauni	Establishment of a savings sacco at Kikambauni market
	Construction of 'boda boda' shed at Kikambauni market
Kitwii	Construction of 'boda boda' sheds
Mikoikoni	Construction of 'boda boda' sheds
Mbilini	Construction of 'boda boda' sheds
Ndunduni	Funding of SACCO groups
	Construction of 'boda boda' sheds
Tourism Sub-sector	
Kikambuani	Establishment of a tourism site at Kwa Ilui
<b>EDUCATION, YOUTH, SPORTS AND SOCIAL WELFARE SECTOR</b>	
Education Sub-sector	
Ituusya	Construction of Kathinzioni ECDE class
Kamutonga	Completion of Kamutonga Primary School ECDE classroom
Kawauni	Provision of CBC materials
	Completion of Kivuluni ECDE Center
	Recruitment of teachers and rehabilitation of ECDE classrooms at Kanzalu, Kwa Mwilile, Kawauni and Kwa Mbalu ECDE centers
	Construction of a vocational training college at Miu Factory
Kikambuani	Construction of additional ECDE classroom in the village
	Implementation of school feeding programs in all primary schools in Kikambauni village
	Rehabilitation of an ECDE classroom at Mbilini Primary School
Kitwii	Recruitment of additional ECDE teachers at Mikoikoni
	Construction of a polytechnic at St. Martins Kitwii Girls' Primary School
	Construction of St. Martin Kitwii Primary/ECDE class
	Rehabilitation of ECDE classrooms at Kitwii Boys' School, Mikoikoni, St. Martins Kitwii Girls' Primary School and Uamani community
Kivuluni	Completion of Kivuluni Nursery ECDE classrooms
Kwa Mwilile	Construction of ECDE classrooms at Kwa Mwilile Primary School
Mbilini	Establishment of permanent structures, construction of an extra classroom and fencing of ECDE centre at Mbilini
	Establishment of a youth polytechnic at Kwa Katunga public land

Village	Community Need
	Rehabilitation of Mavindu ECDE classroom floors
	Rehabilitation of Ituusya and Kyelendu Primary School ECDE centres
Ndunduni	Bursary increment for secondary and college students
	Addressing CBC issues
	Establishment of a tertiary institution at Kwa Katunga Forest
Uamani	Construction of ECDE at Uamani nursery school
Social Welfare Sub-sector	
Kawauni	Provision of employment opportunities for the PWDs
Kitwii	Establishment of PWD fund
Youth and Sports Sub-sector	
Kawauni	Grading of playground
	Provision of sporting materials to local teams
	Provision of employment opportunities for the youth
Kikambauni	Establishment of a rehabilitation centre
	Banning of miraa and muguka
	Construction of a stadium at Katunga
Kitwii	Establishment of talent centre at around Chief's Office
	Construction of a stadium at Kwa Katunga
Ndunduni	Provision of uniforms for youth footballers
	Establishment of a talent centre to nurture youth talents
ENERGY, INFRASTRUCTURE AND ICT SECTOR	
Energy Sub-sector	
Kawauni	Installation of transformers at AIC Kanzalu, Kwa Komu, Kwa Mbithi Nyenze, Kwa Mbalu and Kwa Veke
	Installation of 'mulika mwizi' at Kwa Nthambaa
	Installation of 'mulika mwizi' at Kwa Mbalu, Kwa Nthambaa, Kwa Moses and Kivuluni
Kanzalu	Installation of 'mulika mwizi' at Kwa Ndiu and Ikulu market
Kitwii	Installation of high mast 'mulika mwizi' at Kitwii market
	Installation of 'mulika mwizi' at Kinyambu, Timau and Kwa Muangi
Mbilini	Installation of 'mulika mwizi' at Kwa Kimani/Kathioli and Misyani Girls' School
Ndunduni	Installation of 'mulika mwizi' at Mt. Sinai and Ndunduni market
Roads, Transport and Public Works Sub-sectors	
Kawauni	Construction of gabions along Kwa Mbolu – Miu, Kwa Mbolu and Kwa Musyoka near Kawauni market
	Grading and murraming Kawauni Miu, Kikambauni, Kwa Kanyelee, Kwa Laurent, Kwa Monica, Kwa Mwilile, Kwa Mwililie and Kwa Ndoos roads
Kanzalu	Grading, murraming and construction of culvert at Kanzalu Hill – Kwa Vula Nursery road
Kitwii	Grading of Ngambo road and St. Martin Kitwii Girls' School road
	Construction of culverts along Mwanyani – Kwa Mwangi road
	Grading, Murraming and culvert installation of kyungulutuni- kwa mbalu road
	Clearance of bushes along Kitwii Girls' School – Kwa Nziu road, Kwa Mbondo, Kwa Nduku, Kwa Nduku – Kavali Jimmy – Miu and Mwove Nguli – Katumbo – Kwa Maingi roads
Kwa Mwilile	Grading, murraming and construction of culvert at Kikambuani – ACK Ikulu – Kwa Mwilile road
Mbilini	Murraming of Kathithyamaa road
	Grading of Kwa Nziva – Kwa Mwelu and Mbilini – Barcelona – Kwa Kamwaza roads
	Grading, Murraming and culvert installation of Kathithyamaa road-Mbilini-Kikambuani-Maiuni road
Mikoikoni	Grading, murraming and construction of culvert at Nga'mbo – Uamani road
Nduduni	Installation of Nduduni Bridge rails
	Grading of Peter Muthoka – Kwa Kivungi, Kwa Kivungi and Ngonda Ndudani – Mwatati Secondary School roads
ICT Sub-sector	

Village	Community Need
Kikambauni	Establishment of ICT center at Kikambauni
Kitwii	Establishment of talent centre at around Chief's Office
<b>HEALTH SECTOR</b>	
Kawauni	Completion of maternity wing at Kawauni
	Facilitation of CHVs
	Provision of ambulance vehicle
	Recruitment of staff and nurses for Level II hospitals
Kikambauni	Facilitation of CHVs
	Construction of a health facility at Kikambauni public land
Kitwii	Recruitment of CHVs
	Provision of mobile clinics
	Construction of health facilities at Kitwii Chief's area and Kivaani
Kyelendu	Recruitment of staff and nurses for Level II hospitals
Mbilini	Electricity and water supply to Kyelendu Dispensary
	Provision of maternity services, infant vaccines and 24-hour services at Kyelendu Dispensary
Nduduni	Upgrading of Nduduni Dispensary to Level III health facility
	Completion of waiting bay, construction of maternity wards, recruitment of CHVs, equipping and supply of drugs at Nduduni Dispensary
	Provision of diabetic care at Nduduni Dispensary
	Provision of maternity services, infant vaccines and 24-hour services at Nduduni Dispensary
	Recruitment of staff and nurses for Level III hospital
<b>LANDS, ENVIRONMENT AND NATURAL RESOURCES SECTOR</b>	
Lands Sub-sector	
Kikambauni	Physical planning of Kikambauni market
	Deployment of more cleaners
Kitwii	Issuance of title deeds
Environment and Natural Resources Sub-sector	
Kitwii	Deployment of cleaners and provision of garbage bins at Kitwii market
<b>PUBLIC ADMINISTRATION SECTOR</b>	
Kawauni	Deployment of a village administrator
	Settling payment of pending plots from NG CDF at Kawauni
Kikambauni	Reviewing of license fees e.g. raising pool table license fees
Kiliku	Deployment of a village administrator
	Settling payment of pending plots from NG-CDF at Kawauni Dispensary
<b>WATER AND IRRIGATION SECTOR</b>	
Sanitation Sub-sector	
Kikambauni	Construction of public toilet at Kikambauni market
Kitwii	Construction of public toilets at Kitwii, Kwa Mwangi and Mikoikoni markets
Nduduni	Construction of public toilets at Nduduni market
Mbilini	Construction of public toilets at Mbilini market
Kawauni	Construction of public toilets at Kawauni market
Water Sub-sector	
Kawauni	Construction of two weirs at Kwa Kivuva Ivongo
	Drilling of boreholes at Kawauni Primary School, Kivuluni (Kwa Kisau, Kwa Kisau, Kwa Mwilile) and Kyandili
	Construction of springs at Kikeuni, Kwa Kiamba, Kwa Shadrack and Kwa Nthale
	Water piping and distribution works from borehole at Kawauni Primary/Secondary school
Kikambauni	Water piping and distribution works from borehole at Kamutonga, Kiliku sub-location
	Rehabilitation of Muselele water project
	Drilling of boreholes at Kwa Kakenyi, Kwa Molio, Kwa Musau Wa Yanga, Kwa Ndiu Primary School and Misyani
	Rehabilitation of Kwa Ngene Dam
	Rehabilitation of Kwa Mama City Borehole

Village	Community Need
Kitwii	Drilling of additional boreholes at Uamani and Ngambo village
	Drilling of boreholes at Kayagiii area and Kwa Kiiti Nzioka
	Piping of Kwa Nduku Spring
	Desilting of Kithaayoni Dam and Kitwii Factory Dam
	Construction of gabions at Ng'ambo down to Mikoikoini
	Water piping and distribution works from borehole at Uamani
Mbilini	Drilling of borehole and water piping/distribution works at Kyelendu Dispensary Borehole
	Drilling of borehole at Kyelendu Dispensary
	Rehabilitation of Kwa Katunga Borehole
	Rehabilitation of Kwa Kasese springs outlet pipes, Kyelende springs and Kwa Mwelu springs
	Rehabilitation of Unyuani Factory Weir
Ndunduni	Drilling of borehole at Kwa Mwanzia
	Water piping and distribution works from borehole at Kwa Mwanzia village

## 6. Kangundo West Ward

Total Number of Participants: 762

Males: 348 Females: 414 Youth: 179 PWDs: 07

Village	Community Need
<b>AGRICULTURE AND CO-OPERATIVES DEVELOPMENT SECTOR</b>	
<b>Agriculture Sub-sector</b>	
Kakuyuni	Timely provision of free certified seeds, free tractor ploughing services and subsidized fertilizers
	Provision of artificial insemination services
	Crop insurance
	Establishment of fertilizer depot
Kathaana	Timely provision of tractor ploughing services
	Timely provision of free certified seeds
	Provision of extension services
	Construction of agricultural research centre
	Promotion of livestock production
	Agribiz promotion
Kawethei	Timely provision of free certified seeds
	Provision of extension services
Kithongoni	Timely provision of free certified seeds, free tractor ploughing services, subsidized fertilizers, livestock vaccination services and veterinary services
	Provision of extension services
	Promotion of fish farming at Kwa Katiwa Dam
	Provision of avocado fruit tree seedlings
Kyevaluki	Timely provision of free certified seeds, free tractor ploughing services and subsidized fertilizers
	Provision of training services to farmers
	Establishment of fertilizer depot
Mbusyani	Timely provision of free certified seeds, free indigenous chicks and livestock vaccination services
	Provision of extension services to farmers
	Rehabilitation of cattle dip
Mukunike	Provision of extension services to farmers
	Timely provision of subsidized fertilizers
<b>Co-operatives Development Sub-sector</b>	
Kawethei	Value addition
Kithongoni	Revitalization of coffee co-operatives chain
	Development of value addition fruit co-operatives societies for mangoes and avocado
	Sensitization and capacity building to the members of co-operatives societies

<b>Village</b>	<b>Community Need</b>
	Value addition and provision of market linkages for mangoes
Kyavaluki	Provision of market linkages for agricultural produce
	Increment of coffee proceeds
Mbusyani	Improvement of coffee farming and proceeds
	Provision of market linkages for coffee produce
Mukunike	Revival of coffee factories
	Provision of market linkages for agricultural produce
<b>COMMERCIAL, TOURISM AND LABOUR AFFAIRS SECTOR</b>	
<b>Commercial Sub-sector</b>	
Kakuyuni	Construction of additional 'boda boda' sheds at Kakuyuni market
	Construction of modern kiosks and market shed
Kathaana	Construction of market shed at Kathaana market
	Earmarking of livestock yard at Kathaana market
	Launching of the market
Kawethei	Construction of 'boda boda' sheds and modern kiosks at Kawethei market
Kithongoni	Provision of trainings on business development skills
Kyevaluki	Construction of stage shed
	Construction of permanent market sheds
	Construction of 'boda boda' sheds
Mbusyani	Construction of 'boda boda' shed at Mbusyani market
Mukunike	Establishment of market committee
<b>Tourism Sub-sector</b>	
Kathaana	Rehabilitation of hyena caves at Maimani ma Mbiti
Kyevaluki	Construction of tourism hotel at Kyevaluki
<b>EDUCATION, YOUTH, SPORTS AND SOCIAL WELFARE SECTOR</b>	
<b>Education Sub-sector</b>	
Kakuyuni	Construction and equipping of ECDE classrooms at Kakutha, Kithini and Kakuyuni primary schools, recruitment of teachers and implementation of school feeding program
	Construction of a vocational training centre at Kakuyuni
Kathaana	Construction of ECDE classroom, provision of learning materials and recruitment of additional teacher at Kathaana Primary School
	Construction of a vocational training centre at Kathaana
Kawethei	Construction of ECDE classrooms, provision of learning materials and recruitment of teachers at Kikalu and Kawethei S.A. primary schools
Kithongoni	Construction of ECDE classrooms at Kwa Ndeto and Syanthi S.A. primary schools
	Recruitment of ECDE teachers and implementation of school feeding program in all schools
	Bursary increment
	Construction of a vocational training centre at Kithongoni
Kyevaluki	Construction of ECDE classrooms at Kakungu, Kyandu, Kiomo, Kilindilini, Kyevaluki and Kamwanyani Primary School
	Rehabilitation of ECDE classroom at Kilindini ECDE centre
	Recruitment of additional ECDE teachers
	Construction of classes, offices and fencing of Kamwanyani Vocational Training Centre
Mbusyani	Recruitment of ECDE teacher at Mbusyani Primary School
	Provision of learning materials at ECDE centres
	Construction of ECDE classrooms and implementation of school feeding program at Kikondeni, Mbusyani and Syanamu primary schools
	Construction of ECDE classrooms at Kikondeni Pri. School
	Timely provision of bursaries at Mbusyani VTC
	Provision of learning materials, staffing and fencing of Mbusyani Vocational Training Centre
Mukunike	Construction of ECDE classrooms, provision of learning materials and equipment and recruitment of teachers at Kawethei HGM and Kitongi primary schools
	Construction of a vocational training centre at Mukunike

<b>Village</b>	<b>Community Need</b>
<b>Social Welfare Sub-sector</b>	
Kakuyuni	Empowerment of PWDs
	Provision of women empowerment funds
Kathaana	Social welfare programs
Kawethei	Provision of women empowerment funds
	Welfare support to the elderly, orphans, the vulnerable and PWDs
Kithongoni	Welfare support to the elderly, orphans, the vulnerable and PWDs
Kyevaluki	Provision of support to welfare groups and sensitization of the public to form welfare groups
	Mobilize the groups to rear improved kienyeji chicken
Mbusyani	Provision of empowerment funds to women groups
	Provision of child protection support to orphans and vulnerable children
	Provision of social welfare support for PWDs
	Provision of relief food
Mukunike	Social welfare support to PWDs and elderly
	Provision of women funds
<b>Youth and Sports Sub-sector</b>	
Kakuyuni	Construction of football stadiums
	Organizing for football tournaments and provision of sporting kits
	Youth empowerment
Kathaana	Construction of stadium
Kawethei	Youth empowerment through youth funds
	Provision of sporting kits and equipment to schools and local teams
Kithongoni	Youth empowerment through youth fund
	Establishment of a youth center at Kwandeto Shrine
	Employment of local graduates
Mbusyani	Youth empowerment through youth funds
	Provision of sporting kits
Mukunike	Provision of support to sports clubs
	Trainings for the youth
	Provision of youth funds
<b>ENERGY, INFRASTRUCTURE AND ICT SECTOR</b>	
<b>Energy Sub-sector</b>	
Kakuyuni	Installation of floodlights at Kakuyuni Primary School, Makutano market, Kakuyuni Police Post, Kalembeni and Syanamu Makutano
	Installation of a transformer at Kaewa, Syanamu and Kwa Mbaa Mboka
Kathaana	Installation of additional transformer
	Installation of additional streetlights at Kathaana market
	Rehabilitation of streetlights at Kathaana market
	Installation of transformers at Kanyolu, Kaondo, Kasinga, Kathaana, Kisambalau, Mukukuni, Syanthi and Utooni
Kawethei	Installation of 'mulika mwizi' at Muthwani Junction Shopping Centre, ABC Muthwani and Uthini market
	Installation of additional floodlight and streetlights at Kawethei market
Kithongoni	Installation of a transformer
	Installation of transformers at Kaani, Kwa Kaluvu and Kwa Suki
	Installation of 'mulika mwizi' at Kwa Ndeto Shopping Center
	Rehabilitation of streetlights at Kisambalau and Syanthi markets
Kyevaluki	Rehabilitation of 'mulika mwizi' at Kiomo Shopping Centre and Kyevaluki market
	Power boosting at Kiu Shopping Centre
	Installation of 'mulika mwizi' at 03 Kwa Kithama Factory – Kathome road, 03 Shopping Centre, Kiomo Shopping Centre, Kyandu area near ECDE classrooms, Kyeni Shopping Centre, Kyevaluki market opposite CBO and Soweto Shopping Centre
	Installation of transformers at Kiu, Maviani, Kakungu and 03 village

<b>Village</b>	<b>Community Need</b>
Mbusyani	Installation of 'mulika mwizi' at Kiunduani, Kikalu, Ndeini and Jacob's Well shopping centers
	Electricity supply to Ndeini area
	Rehabilitation of 'mulika mwizi' at Kikondeni Primary School and Mbusyani market
Mukunike	Electricity supply to Kithongoni, Kyandoo and Mukunike Kyaume areas
	Installation of floodlights at Mukunike Catholic Church
	Installation of 'mulika mwizi' at Kitongi, Kwale and Mukunike markets
<b>Roads, Transport and Public Works Sub-sectors</b>	
Kakuyuni	Construction of drifts at Kakuyuni Factory, Kwa Kasenga, Kwa Noah and Kwa Nzwii
	Construction of Kalama – Mbusyani Drift
	Grading of Kakuyuni Factory – Mbusyani, Matuyu – Nzungi – Ndambuki wa Mwania, Kakuyuni AIC – Kalama – Mbusyani, Kakuyuni Catholic Church – Kwa Mbindyo, Kakuyuni Ol Factory – Kwa Musembi Nguu – Mbusyani, Kakuyuni Secondary School – Kwa Kasenga – Kawethei, Kwa Mukuvi – Kwa Muinde – Ithemboni – Kawethei, Kwa Mwala Nduva – Kakutha, Kwa Mwala Nduva – Kwa Ng'a Nzivo – Kithunthi market, Kwa Nguta Ol Factory – Kwa Noah – Mbusyani, Kwa Nzitu – Kwa Katambo – O3 road, Kwa Nzitu – Muema Kilonzo – Kithunthi and O3 – Musili Mung'alu – Engineer Kanui roads
	Surveying and expansion of Redeemed road – Kwa Kivyatu – Kwa Mbaa Mboka – Kwa Muinde
	Construction of market roads (backroads)
	Marking of Makutano – Kwa Ngalama – Kwa Nduva road
	Grading, surveying and construction of a drift at Kwa Noah – Mbusyani(bridge)
	Construction of Kakuyuni Secondary School – Syanamu Makutano – Kawethei and Kakuyuni – Kwanzambu – Kwa Nzitu – Kakutha
	Grading and drift at AIC Kakuyuni Secondary School – Kalama – Mbusyani road
	Construction of drainage and cabro paving of Kakuyuni market
	Installing of bumps at Kakuyuni market
	Upgrading of the roads and drainage system within Kakuyuni market
	Recarpeting of roads/filling of potholes
	Filling of Kwa Nguta gulley
	Construction of dias for public meetings
	Kathaana
Grading of Kathaana – Kasarani, Kathaana – Mitaboni, Kathaana – Miumbuni and Kathaana – Nguluni roads	
Construction of a drift at Kasarani	
Surveying of roads for boundaries	
Kawethei	Murraming of Kwa Ngutu – Kalembeni – Main Mbusyani road, Kalembeni – Mbusyani main road, Kawethei Patrol Base – Muthwani – Mutando, Kwa Ngutu – Uthini and Nzoweni Drift – Kwa Kaka – Mosque roads
	Tarmacking of Kawethei – Umusyo wa nau na Mwaitu – Ndeini – Kwa Mutunga and Kawethei Secondary School – Uthini – Muuni roads
	Construction of proper drainage at Kawethei market
	Grading, murraming, construction of gabions and drifts along Kawethei Police Base – Mukunike Kwa Kiloo Dam road
	Grading and murraming of Kawethei market – Mosque road
	Construction of bridge across Kathaana River
	Construction of Kawethei market – Muthwani road – Mutanda drift
	Construction of Kikumbo – Misuuni drift
Construction of dias for public meetings	
Kithongoni	Maintenance of Syanthei – Kwa Ndeto – Mukunike road
	Completion of Syanthei – Kasarani – Mukunike road
	Grading of Kasarani – Kwa Kivaya – Kathaana, Kasarani – Kwa Thyaka – Kwa Kasau – Mukunike, Kivengese – Society, Kwa Babu – Kilee – Kwa Kyeta, Kwa Karanja – Kwa Maeka – Kathaana, Kwa Kyeta – Kwa Kasoja – Kwa Ndeto and Ngitini – Kwa Kimolo – Kingoo Dam roads



<b>Village</b>	<b>Community Need</b>
	Grading of Kwa Suki – Kwa Kimina – Kathana road
Kyevaluki	Construction of drifts along Kiu – Kiomo road (Kwa Mbaa Luu) and Muu River – Kathome roads
	Grading of Kyevaluki Secondary School – Muu River road, 03 market – Kwa Kithama Factory and Kyevaluki Secondary School – Kathome roads
	Grading and murraming of 03 market – Kithunthi, Kyevaluki – Kiu – Kathiiani and Usia – Kiomo road
	Murraming of pond area
	Surveying all feeder roads
	Re-opening of Makanda – Thwake River road
	Improvement of Kiomo – Thwake River road
	Kyevaluki – Kamwanyani – Kiu – Thwake Drift road
	Access road to Kyevaluki Dispensary
Mbusyani	Grading, murraming and installation of culverts at Kwa Mutunga – Kikondeni road, Mbusyani – Utithini road and Utithini – Kikumbo road
	Installation of culverts at Kwa Mutanga – Mbusyani – Kikondeni road
	Murraming of Kwa Mutanga – Mbusyani – Kikondeni road
	Grading of Kimuuni – Cattle Dip, Kwa Mutanga – Mbusyani – Kikondeni and Mbusyani market – Mbusyani Primary School – Kathaana River roads
	Construction of drifts along Kikalu stream – Mbusyani – Kikumbo road
Mukunike	Construction of drifts along Kathaana River Junction – Mukunike, Kyaume River and Mukunike – Miumbuni road
	Grading of Kwa Kiloo – Muteteo – Kawethei Police road
	Murraming and installation of culverts along Zoweni – Mukunike Hospital road
<b>ICT Sub-sector</b>	
Kakuyuni	Installation of CCTV Cameras and establishment of ICT resource centre
Kawethei	Installation of CCTV Cameras and establishment of ICT resource centre
Kithongoni	Installation of CCTV cameras at Syanthei, Kasarani and Kisambalau markets
	Establishment of an ICT hub at Syanthei market
Kyevaluki	Establishment of ICT resource centre
<b>HEALTH SECTOR</b>	
Kakuyuni	Upgrading of maternity wing, provision of back up, Incinerator, x-ray services and adequate supply of drugs at Kangundo Level IV Hospital
	Fencing and upgrading of Kakuyuni Hospital from Level III to Level IV
	Renovation of the infrastructure and installation of standby generator at Kakuyuni Level III Hospital
	Rehabilitation of gulley within the compound of Kakuyuni Level III Hospital
	Staffing of Kakuyuni Level III Hospital
	Removal of asbestos and upgrading to modern roofing
Kathaana	Construction of maternity wards, toilets and fencing of Kathaana Level II Hospital
	Rehabilitation of the health facility, rehabilitation of solar system, water reservoir and replacement of ambulance vehicle at Kathaana Level II Hospital
	Facilitation of CHVs at Kathaana Level II Hospital
	Land expansion at Kathana Hospital
	Rehabilitation of the roof and acquisition of water storage facilities
	Provision of an ambulance
Kawethei	Construction of Kawethei Level III health facility
	Provision of ambulance vehicle, adequate supply of drugs, equipping and recruitment of cleaner and security guard at Uthini Dispensary
Kithongoni	Construction of a health facility
	Proper facilitation of CHVs
	Provision of ambulance rescue services
	Deworming programs

<b>Village</b>	<b>Community Need</b>
	NHIF program
Kyevaluki	Upgrading, construction and equipping of a maternity ward and laboratory and staffing of Kyevaluki Dispensary
	Provision of mobile clinics in areas like Kiomo and Kiu
Mbusyani	Expansion of staff quarters, provision of ambulance vehicle, facilitation of CHVs , equipping and staffing at Mbusyani Level II Hospital
Mukunike	Construction of staff quarters, fencing, equipping of children wards and maternity wards, staffing and adequate supply of drugs to Mukunike Health Centre
	Reviewing of service delivery at Mukunike Health Centre
<b>LANDS, ENVIRONMENT AND NATURAL RESOURCES SECTOR</b>	
<b>Environment and Natural Resources Sub-sector</b>	
Kathaana	Filling up of open quarries
Kithongoni	Provision of Muvaliti tree seedlings
	Regulation of sand harvesting in Kithaayoni and Kithongoni rivers
Mbusyani	Deployment of a cleaner Mbusyani market
	Provision of garbage bins at Mbusyani market
Mukunike	Deployment of a cleaner Mukunike market
	Provision of garbage bins at Mukunike market
<b>Lands Sub-sector</b>	
Kakuyuni	Physical planning of the market
	Facilitate subdivisions and marking of road reserves to allow road repairs
Kathaana	Civic education on land succession
Kawethei	Issuance of title deeds
Kyevaluki	Physical planning of Kyevaluki market
	Marking of boundaries of backstreet roads at Kyevaluki market
Kithongoni	Issuance of title deeds
	Decentralization of the land registry offices to Kangundo
Mukunike	Issuance of title deeds
	Physical planning of the market
<b>PUBLIC ADMINISTRATION SECTOR</b>	
Kathaana	Construction of village administration office
	Deployment of village administrator
Kawethei	Construction of a ward and village administration office
	Recruitment of revenue officers
	Timely provision of single business permits
Kithongoni	Construction of village administration office
Mbusyani	Timely issuance of invoices
Mukunike	Civic education to business persons
	Timely issuance of licenses
	Timely issuance of invoices
<b>WATER AND IRRIGATION SECTOR</b>	
<b>Sanitation Sub-sector</b>	
Kakuyuni	Construction of additional public toilets at Kakuyuni market
Kathaana	Construction of public toilet at Kathaana market
Kawethei	Deployment of sanitation officers at Kawethei market
Kithongoni	Construction of public toilets at Kasarani, Kisambalau and Syanthy markets
Kyevaluki	Construction of public toilets at Kyevaluki market
	Renovation of public toilets
	Recruitment of a cleaner at Kyevaluki public toilets
Mukunike	Construction of public toilet at Mukunike market
<b>Water Sub-sector</b>	
Kakuyuni	Desilting of Kakuyuni Coffee Factory, Kwa Kasenga and Kwa Kituna dams
	Drilling of boreholes at Kithini (Kwa Muasya Kivyatu), Kaewa, Kakuyuni market, Kwanzii and

Village	Community Need
	Syanamu Makutano
	Construction of weirs at Kwa Nguta, Kwa Noah and Kwanzwii
	Rehabilitation of Kakuyuni Secondary School Borehole
	Reticulation of water to Kamukwa – Mutuyu
	Installation of solar pump at Kakuyuni Level III Hospital Borehole
Kathaana	Drilling of borehole at Kathaana area
	Construction of a weir along Kathaana River
	Construction of earth dam at Kwa Mainge Ndile
	Rehabilitation of weir at Kwa Nyota
	Water treatment at Kathaana area
Kawethei	Construction of weir along Kioki area - Kathaana River
	Drilling of boreholes at Kiumoni, Kwa Kitingo, Muthwani and Uthini
	Expansion of Kitongi – Matumani Dam
	Desilting of Kwa Mwenga Dam – Uthini
	Water supply to Uthini Dispensary
Kithongoni	Rehabilitation and reticulation of Kwa Ndeto and Kwa Kathuku boreholes
	Drilling of boreholes at Assistant Chief’s Office, Kasarani, Lower Kithongoni and Syanthi market
	Desilting of Kathunguli Earthdam
	Construction of weirs along Kwa Kisese – Ngao Stream, Kwa Kitivo – Kwa Mbusu River, Kwa Kivaya – Ngao Stream, Kwa Masave – Ngao Stream, Kwa Mbiti – Ngao Stream, Kwa Mutua – Ngao Stream, Kwa Suki – Kwa Mbusu River and Society – Kithaayoni River
Kyevaluki	Construction of Kwa Kye Dam
	Construction of weirs along Kioko – Thwake stream, Kwa Kye stream, Kyandu stream, Usia stream and Yenyeni Kwa Maleve – Kakungu stream
	Water supply to Kyevaluki market toilet
	Rehabilitation of borehole at Kwa Kithama – Kyavaluki Primary School
	Rehabilitation of Syanamu sand dam
	Drilling of boreholes at Kiu, Kamwanyani Vocational Training Centre and Maviani area
Mbusyani	Rehabilitation of boreholes at Mbusyani Primary School and Syanamu
	Drilling of boreholes at Kikondeni and Ndeini
	Fencing and desilting of Mbusyani Earthdam
	Construction of weirs along Kathaana River
	Rehabilitation of Kwa Mulee Weir
Mukunike	Construction of weirs along Kwa Kimbo and Kyendo streams
	Drilling of boreholes at Kwa Kabaya and Kwa Kasambia
	Rehabilitation of Kitongi and Mukunike boreholes
	Supply and installation of water tanks to all schools
	Desilting of Kwa Jimmy Dam and Kwa Kiloo Dam

## Kathiani Sub-county

### 7. Kathiani Central Ward

Total Number of Participants: 352

Males: 187 Females: 165 Youth: 43 PWDs: 02

Village	Community Need
<b>AGRICULTURE AND CO-OPERATIVES DEVELOPMENT SECTOR</b>	
<b>Agriculture Sub-sector</b>	
Kaiani	Timely provision of free certified seeds, free indigenous chicks, subsidized fertilizers and pesticides
	Construction of cattle dip at Maiuni
Kathiani	Timely provision of free certified seeds and subsidized fertilizers

<b>Village</b>	<b>Community Need</b>
	Provision of artificial insemination services
Lita	Timely provision of free certified seeds and subsidized fertilizers
	Provision of artificial insemination services
Mbee	Timely provision of free certified seeds, free indigenous chicks and subsidized fertilizers
Ngoleni	Timely provision of free certified seeds, free indigenous chicks and subsidized fertilizers
	Provision of extension services
<b>Co-operatives Development Sub-sector</b>	
Lita	Provision of market linkages for farm produce
Kaiani	Provision of market linkages for farm produce
Kathiani	Provision of market linkages for farm produce
Mbee	Provision of market linkages for farm produce
Ngoleni	Provision of market linkages for farm produce
<b>COMMERCIAL, TOURISM AND LABOUR AFFAIRS SECTOR</b>	
<b>Commercial Sub-sector</b>	
Kaiani	Levelling of Lumbwa market field
	Establishment of Kaiani and Lumbwa markets
	Construction of 'boda boda' shed at Misuuni market
	Construction of market sheds at Kyumbuni market
Kathiani	Construction of market shed at Kathiani market
	Maintenance of weighing machines at Kathiani market
	Establishment of 'jua kali' site at Kathiani
Lita	Construction of market shed at Lita market
Mbee	Construction of 'boda boda' shed at Mutuyu market
Ngoleni	Construction of additional 'boda boda' shed at Ngoleni market
	Expansion of market shed at Ngoleni market
	Fencing of Ngoleni market
<b>Tourism Sub-sector</b>	
Lita	Construction of tourist attraction sites
Mbee	Construction of tourist attraction sites
<b>EDUCATION, YOUTH, SPORTS AND SOCIAL WELFARE SECTOR</b>	
<b>Education Sub-sector</b>	
Kaiani	Construction of ECDE classrooms and recruitment of teachers at Lumbwa and Misuuni primary schools
	Rehabilitation of ECDE classrooms and recruitment of teachers at Kaiani Primary School
	Upgrading of Lumbwa Vocational Training Centre, recruitment of additional instructors and provision of learning materials
	Implementation of day-care and school feeding programs in all ECDE centres
Kathiani	Construction and equipping of ECDE classrooms at Kyuluni, Isyukoni and Nthanguni primary schools
	Recruitment of additional ECDE teachers at Kyuluni, Isyukoni, Kathiani and Nthanguni primary schools
	Implementation of day-care and school feeding program in all ECDE centres
	Bursary increment
	Establishment of a TVET institution
Lita	Construction of ECDE classrooms at Mutondoni and Kitie primary schools
	Implementing of school feeding program at Mutondoni, Kitie and Kikunuani ECDE centres
	Recruitment of additional teachers at Mutondoni, Kitie and Kikunuani ECDE centres
	Upgrading of Mutondoni Vocational Training Centre to technical training institute
	Provision of bursaries
Mbee	Construction of ECDE classrooms, recruitment of additional teachers and implementation of school feeding program at Mbee and Kikata primary schools
	Bursary increment
	Recruitment of additional instructors at Mutuyu Vocational Training Centre

<b>Village</b>	<b>Community Need</b>
Ngoleni	Construction of vocational training centre at Mukanyi
	Construction of ECDE classrooms and recruitment of additional ECDE teachers at Mukanyi and Kwa Nzimbi Primary School
	Bursary increment
<b>Social Welfare Sub-sector</b>	
Kaiani	Provision of grants to social groups
	Provision of relief food
	Empowerment of PWDs
Kathiani	Provision of grants to social groups
	Provision of identification cards to PWDs
Lita	Provision of grants to social groups
Mbee	Provision of grants to PWDs
<b>Youth and Sports Sub-sector</b>	
Kaiani	Levelling of playground
	Establishment of sports kitty
	Creation of employment opportunities for the youth
Kathiani	Construction of a stadium
	Levelling of all school playgrounds
	Establishment of sports kitty
	Creation of employment opportunities
Lita	Creation of employment opportunities for the youth
	Establishment of sports kitty
Mbee	Provision of grants to the youth
	Creation of employment opportunities
	Establishment of sports kitty
Ngoleni	Provision of grants to the youth
	Creation of employment opportunities
<b>ENERGY, INFRASTRUCTURE AND ICT SECTOR</b>	
<b>Energy Sub-sector</b>	
Kaiani	Installation of 'mulika mwizi' at Kwa Amani, Kwa Kilaa, Kwa Makaka, Kwa Mulwa and Mnooni
	Rehabilitation of 'mulika mwizi' at Kaiani, Kyumbuni and Lumbwa markets
Kathiani	Rehabilitation of floodlights at Kathiani market
Lita	Installation of 'mulika mwizi' at Kwakala, Kikunuani Dispensary, Mutondoni VTC and Lita Police Station
	Rehabilitation of floodlights at Kwa Joy, Kikunuani, Kwa Luku, Kwa Musembi and Lita
	Electricity supply to Kisekini, Kwa Kaasya, Mutungoni and Uvaini areas
Mbee	Installation of floodlights at Kanguutuani market, Katitu market, Kiliku Coffee Factory, Mbee market and Mutitu Hospital
	Rehabilitation of floodlights at Kathangathini, Mbee and Mutuyu markets
	Installation of flood lights at Mutitu Community Hospital
	Installation of 'mulika mwizi' at Mutuyu VTC
	Installation of a transformer at Wathia and Katuma
Ngoleni	Installation of floodlights at Katuta
	Rehabilitation of floodlights at Kakutua, Mivandoni, Mukanyi and Ngoleni
	Installation of 'mulika mwizi' at Ngoleni Salvation Army
	Electricity supply to Kwamutula B.
	Establishment of KPLC offices in the sub-county
<b>Roads, Transport and Public Works Sub-sectors</b>	
Kaiani	Grading, murraming, surveying and construction of culverts along AIC Kyumbuni – Yandolo, Jonazari – Wandato – Amani, Kiama – Mwanziu – Kwa Muuna, Kiosyo – Gabion – Kwa Mwanzia, Kivani – Nthunguni Kwa Mbiti, Kwa Dick – Mbiya – Esther Maingi, Kwa Kinyingi – Sasi – Itwikuni, Kwa Kivati – Kwa Kimanthi – Kisasi, Kwa Malaika – Kathiani,

<b>Village</b>	<b>Community Need</b>
	Kwa Mutunzia – Kwa Mulinge – Kahawani, Kwa Tito – Kwa Felix – Kwa Wandeto, Kwa Walta – Kwa Mbaa Mutia, Kyumbuni– Mutinga – Kasooni, Kyumbuni – MRS Munyao – Mivandoni, Misuuni – Kwa Kasuti and Misuuni – Kithii – Kathiani roads Opening of Jonazaria – Kwa Man road
Kathiani	Grading, murraming and construction of culverts along DC’s Office – Kwa Muli– Kwa Kitavya, Isyukoni – Itangini, Isyukoni– Kalolo – Nthungu, Kathiani behind shops, Kathiani Junction– Nthunguni – Mutuyu, Kwa Manthi – Kwa Mbaa Masila – Kathiani Girls’ School, Kwa Musyoki– Kwa Mutisya – Umanthi and Kyuluni – Kwa Mutei wa Mboo – Makuti roads Surveying and opening up of roads like Kathiani Girls’ School – Kwa Kituu – Kaiani Society Land, Kathiani – Kwa Kyengo – Kyuluni and Kathiani Mortuary – Kwa Muthuka – Kyuluni
Lita	Grading, murraming and construction of culverts along Kikunuani – Mukuyuni Factory, Kithutu – Kalanza, Kitie Primary School – Muvwike, Kivutini – Kisekini and Kwa Luku – Kona Mbaya roads Opening of Kikunuani – Kwa Kasoa and Mang’aani – Kwa Kivuva roads
Mbee	Grading, murraming and construction of culverts along Kithangaini – Kwa Kala, Kthangathini – Conner Mbaya, Mbee – AIC Katuma and Mbioni – Mukanyi roads Tarmacking of Miti Muonza – Ngoleni road
Ngoleni	Construction of Kalua Bridge Grading, murraming and construction of culverts along AIC Kakutua – Kwa Kalao, Assistant Chief’s Office – Kwa Muthae, Kakutua – Mukangi, Kwa Joseph – Kwa Mufaume, Kwa Kilindi – Kweikio, Kwa Kisinga – Kwa Noah, Kwa Muthae – Kwa Betu Sila and Kwakaritu – Kwakyoyo roads
<b>ICT Sub-sector</b>	
Kathiani	Construction of a well-equipped ICT hub at Katui market
<b>HEALTH SECTOR</b>	
Kaiani	Construction of a health facility at Kaiani
Kathiani	Upgrading of Kathiani Level IV Hospital to Level V (Construction of a new pharmacy, provision of modern ambulance vehicle, reconstitution of hospital management and timely and adequate supply of drugs) Construction of Kenya Medical Training College at Kathiani Construction of additional Level IV health facility
Lita	Additional staffing and timely and adequate supply of drugs at Kikunuani Dispensary
Mbee	Provision of ambulance vehicle, additional staffing and timely supply of drugs at Mutitu Community Hospital Construction of a health facility at Kulangewa Ithemboni Facilitation of CHVs
Ngoleni	Upgrading of Ngoleni Dispensary through completion of maternity wards and staff quarters, provision of ambulance vehicle, additional staffing, timely and adequate supply of drugs and constitution of management committees
<b>LANDS, ENVIRONMENT AND NATURAL RESOURCES SECTOR</b>	
<b>Environment and Natural Resources Sub-sector</b>	
Kathiani	Deployment of additional solid waste cleaners at Kathiani Maintenance of dumping sites
Lita	Deployment of cleaners at Kathiani Central
Mbee	Deployment of cleaners at Kalivani, Kathangathini, Mbee and Mutuyu markets
Ngoleni	Deployment of cleaners at Kakutua, Mivandoni, Mukanyi and Ngoleni markets Provision of dumping site at Ngoleni market
<b>Lands Sub-sector</b>	
Kaiani	Issuance of title deeds Provision of land surveying services Identification of public land
Kathiani	Issuance of title deeds

<b>Village</b>	<b>Community Need</b>
	Provision of land surveying services
	Identification of public land
Lita	Issuance of title deeds
	Provision of land surveying services
	Identification of public land
Mbee	Issuance of title deeds
	Provision of land surveying services
	Identification of public land
Ngoleni	Issuance of title deeds
	Provision of land surveying services
	Identification of public land
<b>PUBLIC ADMINISTRATION SECTOR</b>	
Lita	Construction administration offices
	Lowering of trading taxes
Kaiani	Construction administration offices
	Construction of village administration offices
Kathiani	Construction administration offices
	Reviewing of single business permit fees
	Establishing Kathiani sub-county as a municipality
Lita	Construction of administration offices
	Reviewing of single business permit fees
Mbee	Construction administration offices
	Reviewing of single business permit fees
Ngoleni	Construction of administration office
	Reviewing of single business permit fees
<b>WATER AND IRRIGATION SECTOR</b>	
<b>Sanitation Sub-sector</b>	
Kaiani	Construction of public toilets at Kaiani, Kyumbua, Lumbwa market and Misuuni markets
	Water piping at Kwa Kiamba – Ngomano – Kwa Ngui
Kathiani	Construction of additional public toilets at Kathiani bus station
Lita	Construction of public toilets at Kwa Joy, Kikunuani, Kitie, Kwa Laban and Kwakye
Mbee	Construction of public toilets at Kaliai and Kathangathini, Katitu and Mutuyu markets
Ngoleni	Construction of public toilets at Kakutua, Mivandoni, Mukanyi and Ngoleni markets
<b>Water Sub-sector</b>	
Kaiani	Construction of weirs along Muvaa and Nthangu rivers
	Construction of Kwa Mbiti Dam
	Extension of water pipes to Kaianai market
	Drilling of boreholes at Kivai, Kwa Petro Nzioka, Misuuni and Muvaa
	Rehabilitation of Kaianai market Borehole
	Supply and installation of water tanks at Kiamba, Kwa Kivaya, Mavindu and Ngomano
Kathiani	Construction of weirs along Nthanguni, Thwake and Umanti rivers
	Desilting of and management of Muoni Dam
	Drilling of boreholes at Kathiani market and in all villages
	Fencing and surveying of Kwa Matolo, Kathaayoni, Kwa Kituu and Kwa Ndivo water springs
	Settling pending Muoni water bills
Lita	Construction of weirs at Kimanga, Kwa Masukuma and Mutondoni
	Drilling of borehole at Kikunuani Dispensary
	Supply and installation of water tanks at Kikunuani Dispensary, Kivoloni, Mutondoni VTC and Thavu
	Rehabilitation of Lita Catholic Church Borehole
Mbee	Drilling of boreholes at Wathia, AIC Mutitu, Kiliku Factory, Kwa Joel Mutie and Wathia
	Reticulation of Muoni Dam

Village	Community Need
	Supply and installation of additional water tanks at Mutitu Community Hospital
	Construction of Kimanga Dam
Ngoleni	Construction of weirs at Kwa Jones, Kwa Nzioka, Kwa Aggy, Kwa Mutune, Kwakaloki and Kwangeka
	Construction of Kwamuvaume Spring
	Drilling of boreholes at Kakutha, Kalua Factory, Mivandoni, Mukanyi and Ngoleni Dispensary
	Rehabilitation of water tanks at Kamutula and Mukanyi
	Reticulation of water to Kakutua, Kamutula, Katuembo, Kwanzimbi and Mwaniambiti

### 8. Lower Kaewa/Kaani Ward

Total Number of Participants: 440

Males: 159 Females: 281 Youth: 23 PWDs: 15

Village	Community Need
<b>AGRICULTURE AND CO-OPERATIVES DEVELOPMENT SECTOR</b>	
Agriculture Sub-sector	
Ithaeni	Timely provision of free certified seeds, fruit tree seedlings, subsidized fertilizers and other farm inputs
	Provision of extension services
	Provision of free indigenous chicks
Kaani	Timely provision of free tractor ploughing services, seedlings and subsidized fertilizers
	Rehabilitation of Kaani Cattle Dip
	Implementation of KSCAP projects
Kauti	Timely provision of free certified seeds, fruit tree seedlings and free tractor ploughing services
	Provision of free indigenous chicks
	Farmer sensitization and trainings
Kithia	Timely provision of free certified seeds and subsidized fertilizers
	Provision of free indigenous chicks
Kitunduni	Timely provision of free certified seeds, subsidized fertilizers and avocado tree seedlings
	Provision of free indigenous chicks and livestock vaccination services
Mbuuni	Timely provision of free certified seeds and subsidized fertilizers
Co-operatives Development Sub-sector	
Ithaeni	Promotion of coffee farming
Mbuuni	Provision of market linkages for farm produce
<b>COMMERCIAL, TOURISM AND LABOUR AFFAIRS SECTOR</b>	
Commercial Sub-sector	
Kaani	Construction of 'boda boda' shed and market shed at Kaani
	Scheduling of Wednesday as market day
Kauti	Construction of 'boda boda' sheds at Kauti, Kalie and Imilini markets
	Construction of market shed stairs at Kauti market
	Empowerment of 'mama mbogas'
Kithia	Construction of 'boda boda' sheds at Kwakawaya market, Kisovo market and Kwa Kisanui
	Construction of 'mama mboga' stalls
	Scheduling of livestock market day Kwa Kawaya
	Empowerment of 'mama mbogas'
Mbuni	Construction of market shed at Kathuni market
Tourism Sub-sector	
Ithaeni	Promotion of tourist attraction site at Kwa Kyumba water falls
	Water falls at Kwa 'Syokethi'
	Assessing the tourist attraction sites by county officers
Kaani	Establishment of Uvu caves and opening



Village	Community Need
Kauti	Assessment of Kwa Kamau Kyatha, Kwa Mukuku and Kwa Wambua Musyimi caves
Kituunduni	Rehabilitation Syokimau Shrine as it is an attraction site
Mbuuni	Establishment of Uvuu caves
<b>EDUCATION, YOUTH, SPORTS AND SOCIAL WELFARE SECTOR</b>	
Education Sub-sector	
Ithaeni	Construction of youth polytechnic at Kikombi Primary School
	Bursary increment
	Construction of ECDE classes at Kikombi, Makumbini, Kituluni and Ithaeni primary schools
	Recruitment of additional ECDE teachers at schools in Ithaeni
Kaani	Completion of Kasioni Primary School
	Construction of ECDE classrooms at Ivyosa and Kalala
	Construction of a polytechnic
	Provision of adult education at Ivyosa
	Recruitment of ECDE teachers
Kauti	Construction of ECDE classrooms at Muthala and Imilini primary schools
	Construction of ECDE toilets at Kauti, Muthala, Yanzonga and imilini primary schools
	Recruitment of ECDE teachers at Kauti village
	Bursary increment
Kithia	Timely provision of bursaries
	Construction of ECDE classrooms at Ukavi/Kombu and Wandathe ECDE centres
Kitunduni	Construction of ECDE classrooms at Katulya, Kithuguini, Kituvu primary schools
	Construction of a polytechnic at Kithuguini Primary School
	Recruitment of ECDE teachers
	Provision of learning materials
Mbuuni	Construction of ECDE classrooms at Kathuni Primary School
	Bursary increment
Ngukumani	The area has public land which can be utilized by construction of ECDE classrooms
Social Welfare Sub-sector	
Ithaeni	Funding of various groups, CBOs and PWDs
	Provision of civil education
Kaani	Provision of assistive devices to PWDs
	Provision of guidance and counselling services
Kauti	Provision of financial support to PWDs, the elderly and the vulnerable
	Provision of support to PWDs
Kitunduni	Construction of a classroom for the PWDs at Kithuguini Primary School
Mbuuni	Establishment of guidance and counselling centre at Mbuuni
Youth and Sports Sub-sector	
Ithaeni	Construction and levelling of playing grounds at Ithaeni Primary School
	Nurturing of talented youths
	Funding sports clubs
Kaani	Levelling of playground at Kalala Primary School
	Provision of balls and goal posts
Kauti	Levelling of Imilimi play ground
	Provision of goal posts, volley ball nets and balls at Kauti and Imilini
Kitunduni	Provision of resources to Kalini, Katulya, Kaalini Sharks and Kituvu clubs
Mbuuni	Provision of balls and goal posts and training of coaches and referees at Kathuni market
<b>ENERGY, INFRASTRUCTURE AND ICT SECTOR</b>	
Energy Sub-sector	
Ithaeni	Installation of additional 'mulika mwizi' at Moonlight-Ithaeni market
	Installation of security lights at Ithaeni market and Makutano market
Kaani	Installation of 'mulika mwizi' at Kyome area and Ivosya
	Installation of street lights at Kaani, Kalala, Kasioni and Mwenyea
Kauti	Installation of transformers at AIC Kaluma, Taifa in Kavolo, Itulu at Muasya Mutukus Home,

Village	Community Need
	Ivyuvu at Kwosea Salvation Army and Maingi Katumo
	Installation of transformers at Kwa Mbinda Nzaikoni and Kwa Serah wa Maingi
Kithia	Installation of additional floodlight at Kwa Kuwanya market
	Installation of floodlight at Kithia market
	Electricity supply from Kwa Kawayu – Wandathe market – Kombu Primary School – Ukavi village
	Installation of transformers at Kwa Kivui Wandathe Mukavi
Kitunduni	Installation of floodlights at Katulya market
	Rehabilitation of floodlights at Kiene market
	Installation of ‘mulika mwizi’ at Kwa Matengo
Mbuuni	Installation of ‘mulika mwizi’ at Katuneni, Kwa Kasyoki and Kwa Musila centres and Mbuuni
	Electricity supply to Uvuu village Yangomi
<b>Roads, Transport and Public Works Sub-sectors</b>	
Ithaeni	Grading and murraming of Kikombi – Inyeke road, Makutano market – Thwake River road, Ithaeni market – Kikuyuni – Mitavatoni – Kwa Kisilu road, Kwa Yoana Joel kiosk – Kwa Ndilo road, Kikombi – Makuti – Thwake River road, Ithaeni Primary School – Itute – Kwa Ngulu road, Ithaeni market – Makumbini – Coffee Factory road, Labour – Ngulu – Thwake road, Labour – Kwa Mbelenzu – Joshua – Thwake road, Kituluni Primary School – AIC Kituluni – Kwa Kanyeke road, Kwa Mulwa Boniface – Kituluni AIC and Kituluni main road – Kyumbe – Kwa Peter Mulewa road
	Construction of drainage system at Ithaeni market
	Construction of drifts at Kaaani – Kasioni, Kaani – Kwale, Kasioni Primary School – Ngomano Sya IKiwe ma Thwake, Kwa Kyome – Ivyosa – Kathuni, Kwa Kyome – Kyalamu River, Kwa Nzikali – Ikiwe, Masola – Kwa Lenzi – Katite, Musuna Village and Mwenyea – Nzililini – Katalani
Kaani	Grading of Kiuwini – Kamuthumba road and New Light – Twamakaa road
	Grading and murraming of Kaewa – Kitaneni road
	Construction of gabions at Mukunuku, Kasioni, Kaliani, Mwenyea and Manthuthini
Kauti	Grading and murraming of AIC – Wambua Kaulas Home, PCEA Church – Kauti Catholic Church, Kalie – Tuanga Chamber, Kauti Secondary School – Muthala Primary School, Kauti Secondary School – Wandathe, Kwosea – Musili’s Home – Thwake, Paul Kisee – Munyiikii Catholic Church and Yanzoga Catholic Church – Kwa Kiio roads
	Installation of culverts at Peter Makau, Esther Mutinda, Mulwa Itumo, Mutiso Muatha and Kwa Tuanga
	Construction of gabions at Kwa Monyi Muthala, Kwa Sila and Muema Mutie
Kithia	Grading and murraming of Kwa Kawayu – Muthunzuuni Factory road and Kithia – Ukavi road, Kwa Aron road and Kithima – Kaseveni - Wandathe road – Kithia village
	Installation of culverts at dispensaries and on the entrance of facilities
	Construction of gabions for gullies due to erosion
	Boundaries for roads to be enforced by surveyors
	Kwa Kivindu, Kwa Mutua Kwa Mbalu build bridges at Ukavi road
Kitunduni	Grading of Katulya Primary School – AIC Nduni, Kwa Dauti – Kwa Ngolo, Kwa John – Kwa Peter Wambua and Kwa Ngusya – Nduni roads
	Expansion of Kithuguini Secondary School – Kwa Munguti road
	Opening of Kwa Syokimau – Kiio River road
	Maintenance and construction of culverts along feeder roads
Mbuuni	Grading of Uvuu (Kwa Sabina Musyoka Kiosk) – Kwa Nzisa Wambua Itumo, Katuneni – Kathaayoni Kasioni, Kwa Mulila Shop – Kwa Kakumu, Kwa Musila – Kithaayoni, Kwa Mwanzia – Mu – Ndoni and Kwa Syovata – Kwa Ndolo Connecting Kwa Ivosya roads
	Construction of Kwa Muniwoki – Kisovo from Kwa Sammy Ndolo road
	Opening of Kiene – Kathuni Secondary School road
<b>HEALTH SECTOR</b>	
Ithaeni	Equipping of maternity wards, additional staffing and supply and installation of water tanks
Kaani	Construction of a health facility at Kalala

Village	Community Need
	Construction of maternity wing and reticulation of water to Kaani Dispensary
Kauti	Completion and equipping of Imilini Dispensary
Kithia	Remuneration of CHVs
	Provision of desktops and laptops at Kithia Dispensary
	Increase funding for the dispensary
	Provision of security at the dispensary
	Recruitment of cleaners at Kithia Dispensary
	Construction of additional rooms at Kithia Dispensary
	Provision of water at the dispensary, taps for the tanks
	Drilling of borehole at the Kithia Dispensary
Kitunduni	Installation of a sign post, completion and equipping of maternity wards, recruitment of security guard, supply and installation of water tanks at Kituvu Dispensary
	Construction of a laboratory, completion and equipping of maternity and recruitment of additional health care workers at Kitunduni Dispensary
Mbuuni	Completion and equipping of Mbuuni Dispensary
<b>LANDS, ENVIRONMENT AND NATURAL RESOURCES SECTOR</b>	
Environment and Natural Resources Sub-sector	
Ithaeni	Provision of dumping site at Ithaeni market
Kaani	Provision of garbage bins at Kaani
Kauti	Provision of dumping sites at Kalie, Itulu and Imilini
Kitunduni	Provision of tree seedlings to schools and churches
Lands Sub-sector	
All villages	Surveying of public land to curb encroachment
Ithaeni	Issuance of title deeds
	Provision of land for construction of market shed
Kauti	Issuance of title deeds
	Provision of land surveying services at Imilini, Muthala, Kauti and Kalie
Mbuuni	Provision of physical planning services and demarcation of boundaries at Kathuni market
<b>PUBLIC ADMINISTRATION SECTOR</b>	
Ithaeni	Construction of village and ward administration office
Kaani	Provision of employment opportunities to Kaani residents
	Lowering of trading license fees
	Regulation of license fees at Kaani Dispensary
Kauti	Construction of village and ward administration office
	Lowering of levies
Kithia	Facilitation of village administration
	Construction of village administration offices
	Deployment of market cleaners
	Making Payment of Licences flexible e.g. extension of payment period and allowing payment in instalments
Kitunduni	Deployment of cleaners at Kiene and Kituvu markets
Mbuuni	Provision of employment opportunities to Mbuuni residents
<b>WATER AND IRRIGATION SECTOR</b>	
Sanitation Sub-sector	
Ithaeni	Water supply and provision of soap to public toilets at Ithaeni market
Kauti	Construction of public toilets at Kalie, Ilutu and Imilini
Kithia	Construction of public toilets at Kithia and Kwa Kawaya
Mbuuni	Construction of public toilets at Kathuni market and provision of hand washing facilities
Water Sub-sector	
Ithaeni	Construction of weirs at Kikuyuni Kingoita, Kwa Mukami, Kwa Syokethi (Ithaeni River) and Makumbini
	Desilting of Ithaeni, Kwa Ikungu, Kyagii and Milaani dams
	Construction of water weirs

Village	Community Need
	Drilling of borehole at Milaani Village (Kwa Nzuki)
	Installation of solar panels at Ithaeni Borehole
	Water tanks at Ukavi to capture the Muthwekumeni river and pipes
Kaani	Desilting and expansion of Mutito Dam
	Rehabilitation of Kwa Mutiso Dam
	Installation of solar panels at Ka-Wanathi Village, Musuna, Kiluluini and Ukala village
	Drilling of boreholes at Ivosya Village, Kwa Musili Dam, Kwa Mwikali and Mukunuku Village
Kauti	Drilling of boreholes at Monyi, Kauti Institute at Kavalo, Kwa Kilonzo Matheka, Muthala Village, Ngie Musa, Yanzoga Primary School and Kwa Nzuki Nyolo
	Installation of solar panels and pumping system at Kauti Borehole
	Supply and installation of water tanks for springs at Itulu market, Kwa Muthukya, Kyeveo Kwa Katumo, Mulolongo Ndilinge and Zakayo Mutua Chamber
	Installation of solar panels at Imilini Borehole
	Desilting of Kwosea, Kasunguni, Yalimi and Michael Mune dams
Kithia	Fencing and supply of 3 phase electricity at Kisovo Borehole
	Drilling of Kithia Borehole
	Provision for water tanks and pipes from the Muthuunzuni River
	Preservations of wells at Kwa Danny Ukavi and enhancing security
Kitunduni	Supply and installation of additional water tanks at Katulya Primary School, Kituvu market and Kwa Mutua
	Drilling of boreholes at Katulya and Kithuguini primary schools and Kituvi market
	Completion of piping at Yamutwiii market
	Construction of water wiers at Muthungu River Kwa Daudi and Yamuthi
Mbuuni	Construction of Kwa Kyalya and Kwa Savi dams
	Construction of three weirs at Kiusyi
	Protection/fencing of Kithuani Well

### 9. Mitaboni Ward

Total Number of Participants: 668

Males: 338 Females: 330 Youth: 128 PWDs: 02

Village	Community Need
<b>AGRICULTURE AND CO-OPERATIVES DEVELOPMENT SECTOR</b>	
<b>Agriculture Sub-sector</b>	
Kinyau	Timely provision of free tractor ploughing services and subsidized fertilizers
	Provision of free indigenous chicks to youth and women groups
	Pest and disease control in Kinyau
	Sensitization and training of farmers
Mathunya	Timely provision of subsidized fertilizers and fruit tree seedling
	Timely provision of free indigenous chicks to youth and women groups
	Provision of extension services
Mitaboni	Provision of extension services
	Pest and disease control at Mitaboni
	Provision of harvesting nests
	Promotion of dairy goat farming, dairy farming, fruit farming and beekeeping at Mitaboni
	Provision of post-harvest management facilities e.g. silos and cold rooms
	Promotion of water harvesting
	Rehabilitation of cattle dips at Mitaboni
	Timely provision of subsidized fertilizers and fruit tree seedlings
	Timely provision of free indigenous chicks to youth and women groups
Rehabilitation of 2 cattle dips in Mitaboni	
Miumbuni	Timely provision of subsidized fertilizers and seedlings

<b>Village</b>	<b>Community Need</b>
	Provision of free indigenous chicks
	Provision of extension services
	Pest and disease control
Ngiini	Timely provision of free certified seeds, seedlings and subsidized fertilizers
	Provision of farmer training services
Thinu	Provision of seedlings for avocado, mango and macadamia
	Provision of free indigenous chicks
	Timely provision of subsidized fertilizers
<b>Co-operatives Development Sub-sector</b>	
Ngiini	Provision of market linkages for farm produce
Thinu	Provision of market linkages for fruits
	Establishment of fruit processing plant
<b>COMMERCIAL, TOURISM AND LABOUR AFFAIRS SECTOR</b>	
<b>Commercial Sub-sector</b>	
Kinyau	Construction of 'boda boda' sheds at Koma, Kwale, Masokani, Mukukuni and Uamani markets
Mitaboni	Construction of 'boda boda' sheds and market sheds at Mitaboni
Miumbuni	Construction of 'boda boda' sheds and market sheds at Miumbuni market
Ngiini	Construction of 'boda boda' sheds at Kitooni market
Thinu	Construction of additional 'boda boda' sheds at Kisekini and Thinu markets
	Construction of open air market at Syauni market
	Scheduling of market day at Thinu Market
<b>Tourism Sub-sector</b>	
Ngiini	Rehabilitation of Nthinza Shrine
<b>EDUCATION, YOUTH, SPORTS AND SOCIAL WELFARE SECTOR</b>	
<b>Education Sub-sector</b>	
Kinyau	Provision of bursaries
	Construction of ECDE classrooms at Koma VTC and Muonyweni Primary School and provision of learning materials
	Construction of administration block at Koma VTC
	Implementation of school feeding program at all ECDE centres
	Construction of ECDE classrooms at Wendani Estate and Masokani Masingili area
Mathunya	Construction of ECDE classrooms at Kalikya Primary School
	Provision of bursaries
	Implementation of school feeding program at all ECDE centres
Mitaboni	Construction of additional VTCs at Mitaboni
	Construction ECDE classrooms and recruitment of ECDE teachers at Mitaboni
	Equipping of VTC at Koma, provision of learning materials and upgrading to a TVET institute
	Upgrading Mitaboni Vocational Training Centre to a TVET institution
	Provision of bursaries
Miumbuni	Construction of ECDE classrooms at Kwale and Miumbuni primary schools
	Provision of bursaries
	Implementation of school feeding program at Kwale and Miumbuni primary schools
	Revive youth polytechnic at Miumbuni
Ngiini	Construction of ECDE classrooms at Kitulu Primary School
	Provision of learning materials and implementation of school feeding program at all ECDE centres
	Rehabilitation of ECDE classrooms at Kingongoi and Ngiini
	Provision of bursaries
Thinu	Provision of bursaries
	Construction of ECDE classrooms at Kasovya, Kisekini and Kwa Muunda primary schools
	Construction of a VTC at Thinu

<b>Village</b>	<b>Community Need</b>
	Rehabilitation of ECDE classrooms at Kalambya Primary School
<b>Social Welfare Sub-sector</b>	
Kinyau	Provision of women empowerment fund
	Provision of financial support to the elderly
	Provision of relief food
	Funding of women self-help groups
Mitaboni	Provision of civic education to women groups
	Provision of trainings to PWDs
	Provision of PWD and women empowerment funds
	Provision of relief food
	Funding of women self-help group
	Provision of financial support to the elderly, widows, PWDs and the vulnerable
Miumbuni	Provision of group funding
	Provision of relief food
	Empowerment of PWDs through employment opportunities
Thinu	Provision of group funds at Thinu
<b>Youth and Sports Sub-sector</b>	
Kinyau	Levelling of play grounds at Komarock, Kwale and Muonyweni primary schools
	Provision of youth fund
Mitaboni	Organizing for tournaments
	Construction of recreation centres
	Establishment of organized youth groups
	Funding of the youth
	Provision of sport kits to youth groups
	Provision of WIFI services at Mitaboni youth centre
Miumbuni	Organizing for tournaments
	Provision of sporting kits to groups
	Provision of youth fund
Ngiini	Provision of training to the youth
	Provision of youth fund
	Provision of sporting kits
Thinu	Provision of youth funds
	Levelling of playground at Thinu Primary School
<b>ENERGY, INFRASTRUCTURE AND ICT SECTOR</b>	
<b>Energy Sub-sector</b>	
Kinyau	Electricity supply to Kakele, Kathaana, Kwituta, Muonyweni, Mwala , Uamani and Uungani villages
	Installation of additional 'mulika mwizi' at Koma, Kwale, Masokani, Mukukuni market and Uamani market
	Electricity supply in Masokani and its environs
Mathunya	Installation of floodlights at Kwa Makewa, Makutano and Mathunya Silanga markets
	Installation of transformers at Makewa, Mathunya Silanga, Ndulilya market and Ndulilya village
Mitaboni	Installation of 'mulika mwizi' at all markets
Miumbuni	Installation of floodlights at Kaseve, Miumbuni and Mulolongo markets
Ngiini	Electricity supply to Kavete, Kingongoi, Kitulu and Ndithini areas
	Rehabilitation of 'mulika mwizi' at Kavete, Kingongoi, Kitooni, Kitulu, Kutata and Ngiini markets
Thinu	Electricity supply to Kakutha, Kalambya and Muvulike villages
	Installation of 'mulika mwizi' at Kalambya, Masala, Syauni market, Thinu Special Unit and Utuluni markets
	Rehabilitation of 'mulika mwizi' at Thinu market
<b>Roads, Transport and Public Works Sub-sectors</b>	

<b>Village</b>	<b>Community Need</b>
Kinyau	Grading and murraming of Koma Primary School – Kakele, Kona Mbaya – Ungani village – Kwa Mutia, Kwa Musembi – Masokani market – Kithangathini, Kwangondi – Kwale road, Kwantheeu River – Mwala village – Kyangani, Mukukuni market – Kwa Ngima – Koma Shopping Center, Mukukuni market – Kwale – Mitaboni, Mukukuni – Kwa Elijah – Miumbuni and Muonywani – Koma roads
	Construction of drifts at Kakele, Kithangathini, Kwa Nthoki and Kwantheeu A & B
	Raising of Syulunguni Drift
	Grading and murraming of Kalicha Primary School – Pastor Muange – Kwa Joshua – Kwale road
Mathunya	Construction of drift at Mathunya – Kalikya
	Grading of Matelokani – Ngiini and Silanga – Kavie – Mitaboni roads
	Murraming of Kalikya Secondary School – Matinga Dam
Mitaboni	Grading of roads along Assistant Chief’s Office – Kwa Mwakilu, Assistant Chief’s Office – Kwantheeu, Kenol market – Mwanga Primary School, Kwa Mukusa – Kwa Ngondi, Mutete Dam – Kwa Martha Kioko, Mutuku Ndunda – Kangundo, Ndivo – Catholic Church Maanzoni, Ndivo – Kwa Milau and opposite Catholic Church – Agape Academy
	Murraming of road behind ABC Girls’ School
	Installation of cabros and construction of bus park at Mitaboni market
	Grading of roads along Mitaboni Cattle Dip – Kwa John Musyoki – Kwa Muli Wathina – Kangundo road
	Grading and murraming of roads along behind ABC Girls’ School – Kiatinini (Kwa PK)
Miumbuni	Grading and murraming of Miumbuni – Kathuku and Miumbuni – Kwale roads
Ngiini	Construction of drift at Kwa Kyalo
	Grading of Kingongoi – Kithima, Kutata – Kwa Kyalo, Kwa Kalunde, Kwa Lato – Kwa Kalwa – Thinu, Kwa Tiger – Ndonda Mwanzia, Linga and Ngiini – Kavete – Mukangi roads
	Grading and construction of culverts at Kavete and Kingongoi – Kitulu – Thinu roads
	Grading and murraming of Kwa Munywa – Kwa Mathaa – Kwa Kavunge road
	Grading of Kutata – Kwa Kyalo – Kiambwa – Kwa Mutei – Kwa Kasuu and Kwa Tiger – Ndonda Mwanzi – Linga, Ngiini – Kavete – Mukanyi roads
Thinu	Grading of Kisekini – Kasovya and Thinu – Syauni roads
	Grading and murraming of Thinu – Kisekini road
	Opening of Masawa – Kwa Muungwana – Kingongoi, Thinu – Muvwike – Katitu and Thinu – Syauni – Kingongoi roads
<b>HEALTH SECTOR</b>	
Kinyau	Adequate supply drugs at Syulunguni Dispensary
	Upgrading Syulunguni Dispensary
	Recruitment of additional health care workers
Mathunya	Commissioning and equipping of Mathunya Dispensary
Mitaboni	Upgrading of Mitaboni Level III to Level IV health facility, recruitment of additional health care workers and adequate supply of drugs
Miumbuni	Construction and equipping of maternity wards, recruitment of additional health care workers and adequate supply of drugs at Miumbuni health facility
	Provision of an ambulance vehicle at Miumbuni health facility
	Provision and installation of a water tank at Miumbuni health facility
Ngiini	Expansion of Ngiini Dispensary
	Construction of Kingongoi Dispensary
Thinu	Rehabilitation of roof, construction of additional maternity wards, provision of ambulance and back-up generator, recruitment of health care workers and facilitation of CHVs, water supply and adequate supply of drugs at Thinu Level III Hospital
<b>LANDS, ENVIRONMENT AND NATURAL RESOURCES SECTOR</b>	
<b>Environment and Natural Resources Sub-sector</b>	
Kinyau	Deployment of cleaners at all markets
	Construction of a dumpsite at Masokani
Mathunya	Deployment of cleaners at Mathunya and Silanga markets

<b>Village</b>	<b>Community Need</b>
Miumbuni	Planting trees and grass
	Provision of an ambulance at Miumbuni health facility
	Provision and installation of a water tank at Miumbuni health facility
Thinu	Deployment of cleaners at Syauni market
	Provision of garbage bins at Thinu market
<b>Lands Sub-sector</b>	
<b>Village</b>	<b>Community Need</b>
Kinyau	Provision of land surveying services at Kasingili Dam
Mitaboni	Issuance of title deeds
	Provision of land surveying services
	Provision of physical planning services
	Provision of land to be used as a dumpsite
Ngiini	Issuance of title deeds
Thinu	Provision of land surveying services at Syauni Market
<b>PUBLIC ADMINISTRATION SECTOR</b>	
Mathunya	Recruitment of village administrator
	Review of business permit fees at Mathunya
	Construction of village and ward administration offices
Mitaboni	Construction of administration office at Mitaboni
	Provision of utility vehicles to facilitate ward staff movements
	Recruitment of village administrators
Miumbuni	Lowering of business license fees
	Construction of village and ward administration offices
	Recruitment of village administrators
Ngiini	Lowering of business license fees
	Construction of village and ward administration offices
	Recruitment of village administrators
Thinu	Assessing businesses before license payment
	Lowering of health permit fees, single business permit fees and waiver of penalties
<b>WATER AND IRRIGATION SECTOR</b>	
<b>Sanitation Sub-sector</b>	
Kinyau	Construction of public toilets at Koma, Masokani, Mukukuni and Uamani markets
Ngiini	Construction of public toilets at Kingongoi, Kitooni, Kitulu, Kutata and Ngiini markets
Thinu	Construction of public toilets at Kalambya and Kisekini
<b>Water Sub-sector</b>	
Kinyau	Supply and installation of water storage tanks at Kwanzesya Borehole, Muonyweni Primary School Borehole and Syulungi Borehole
	Construction of dams at Kasilingi, Kinyau, Kithangathini, Kwa Mbelya, Kwa Mutole, Kwa Samba, Kwakele and Kwangondi
	Construction of gabions at Kakele River, Kathaana River, Kwamukumbu, Kwantheeu River and Syulunguni River
	Installation of solar panels at Muonyweni Primary School Borehole and Syulunguni Borehole
	Drilling of boreholes at Kisingili area, Kithangathini, Kwa Jane Ngui and Kwanzesya
	Reticulation of Kwanzesya and Syulunguni boreholes
	Rehabilitation of Kakele Dam
	Desilting of dams at Kasingili, Kinyau, Kithangathini, Kwa Mbelya, Kwa Mutole, Kwa Samba, Kwakele and Kwangondi
Mathunya	Construction of weirs at Muvaa River
	Desilting of Mathunya Silanga Dam
	Powering of Kwa Katua Borehole
	Drilling of borehole at Ndulilia
	Construction of dam at Ndulilia



<b>Village</b>	<b>Community Need</b>
Mitaboni	Supply and installation of two water tanks at Kwa Mukembi Borehole
	Supply and installation of additional water tank at Kivanyu Borehole
	Construction of gabions at Kwa Katuu Nyala, Kwa Kaungu Kwa Mutua Kioko and Kwa Timothy Kioko
	Drilling of boreholes at Kwa Munguti, Kwa Sammy Kioko, Maanzoni village, Mingigo Dam, Mitaboni, Muia Makau Dam, Mwanga Primary School and Isooni
	Construction of dams at Kiatineni, Kwa Kanyaa, Kwa Kathinzi, Kwa Kiema, Kwa Kioko, Kwa Mary Muthini, Kwa Mbengo, Kwa Muange, Kwa Muange, Kwa Muasya, Kwa Musyimi Muasya, Kwa Mutete, Kwa Muthio, Kwa Mutia, Kwa Peter Nzomo, Mingigo and Muliluni
	Construction of new gabions at Ithemboni, Katiku Muolea, Kikumuni area, Kwa Kanyaa, Kwa Kasota, Kwa Kiema, Kwa Kiiti Stream, Kwa Kilandi Stream, Kwa Maanzano, Kwa Mbutu, Kwa Mukusa River, Kwa Somi and Muvaa
	Supply and installation of water tanks at Chief's Camp and Kivanyu boreholes
	Rehabilitation of existing borehole at Kwa Mukembi
	Reticulation of Kivanyu Borehole and Kwa Mukembi Borehole
	Water Reticulation at Chiefs Camp, Chiefs Camp – Miwani, Kivanyu Borehole, Kwa Kivanyu – Emali and Mitaboni Primary School – Nzambani
	Water mapping at Katunga village, Kenol market, Kwa Daniel Muia, Kwa George Nzule, Kwa Muli Kituku, Kwa Peter Nzomo, Milau village and Mitaboni
	Establishment of additional water points at Emale, Kiatineni, Milau, Musungu Borehole and Nzambani village
	Reticulation at Mitaboni Borehole to supply water to Zambani village
Miumbuni	Construction of Weirs at Muvaa River, Kathaana River and Mbuku River
	Desilting and fencing of Kathuku, Malandi and Mulinge dams
	Construction of new borehole at Miumbuni
	Rehabilitation of Kwa Munungwa Borehole
Ngiini	Construction of gabions and weirs at Kaivisi, Kalua, Kivau, Matolokani and Muvaa
	Drilling of boreholes at King'ong'oni, Kitooni, Kituluani and Kutata
	Rehabilitation of Ngiini Market Borehole
	Drilling of boreholes at Yumbani and next to Ngiini Primary School
Thinu	Provision and installation of a water tank and pump at Kwa Nthamba
	Construction of additional weirs at Kwa Makaa River and Seekea River
	Implementation Kisekini Water Project
	Drilling of boreholes at Kalambya and Thinu primary schools and at Kwa Muunda
	Piping and pumping of Kisengeu Spring water
	Provision of pumping system at Thinu Water Project
	Raising of dam wall at Thinu
	Rehabilitation of pipes at Kisekini Water Project and Thinu Water Project
	Reticulation of Kwa Mwithitha – Kasovya Primary School, Kalambya Market, Kisekini Water Project, Kathiani Level III, Matukani, Syauni market, Thinu Market and Utuluni market
	Provision water treatment services at Thinu
	Drilling of borehole at kwa muunda
Reticulation of Thinu Level III Borehole	

#### 10. Upper Kaewa Ward

Total Number of Participants: 424

Males: 206 Females: 218 Youth: 107 PWDs: 0

<b>Village</b>	<b>Community Need</b>
<b>AGRICULTURE AND CO-OPERATIVES DEVELOPMENT SECTOR</b>	

<b>Village</b>	<b>Community Need</b>
<b>Agriculture Sub-sector</b>	
Iveti	Provision of agricultural extension services to farmers
	Timely provision of free certified seeds (maize and beans) and subsidized fertilizers
	Provision of free indigenous chicks to groups
	Construction of a ward level collection centre for avocados
	Provision of subsidized farm inputs
	Provision of livestock vaccination services
	Provision of farmer trainings
Kaewa	Construction of avocado pack house
	Timely provision of free certified seeds
	Provision of solution to avocado brokers issues
	Promotion of Agri-ecology
Kaliluni	Timely provision of free certified seeds and subsidized fertilizers
	Provision of civic education and trainings to agricultural officers
Kalunga	Timely provision of free certified seeds and subsidized fertilizers
<b>Co-operatives Development Sub-sector</b>	
Kaliluni	Provision of grants to farmers
	Construction of fruit processing plant
Kalunga	Provision of market linkages for farm produce
<b>COMMERCIAL, TOURISM AND LABOUR AFFAIRS SECTOR</b>	
<b>Commercial Sub-sector</b>	
Kaliluni	Cabro paving of Kaviani market
	Construction of modern market shed at Kithunguini market
	Development of market rating, rural markets and urban markets
<b>EDUCATION, YOUTH, SPORTS AND SOCIAL WELFARE SECTOR</b>	
<b>Education Sub-sector</b>	
Iveti	Construction of ECDE classrooms and recruitment of teachers at Iveti and Ikoleni primary schools
	Implementation of school feeding programs at Iveti and Ekoleni schools
	Bursary increment at Iveti and Ikoleni schools
Kaewa	Construction of a youth polytechnic next to Kaewa Primary/Nursery School
	Construction of ECDE classrooms and recruitment of teachers
	Construction and equipping of ECDE classrooms at Mangaani, Ngeleni, Kwa Ngolya and Kathalani
Kaliluni	Construction of ECDE classrooms at Mutumbini and Kaliluni Primary School
	Recruitment of ECDE teachers
	Recruitment of instructors for village polytechnics
	Implementation of school feeding program
	Bursary allocation increment
	Provision of County Scholarships
	Upgrading of Kyamwee VTC and Kaliluni VTC
Rehabilitation and equipping of Kyamwee and Kaliluni Polytechnic	
Kalunga	Construction and equipping of polytechnics at Kyomulili Nursery, Kisovo and Tulyor
	Recruitment of ECDE teachers at Kyamulili Nursery and Kusyongunu ECDE centre
Kombu	Recruitment of additional ECDE teachers
	Construction of ECDE classrooms at Isooni Primary School, Kaviani, Kituli and Mithanga Primary School
	Establishment of vocational training centre at Kombu
<b>Social Welfare Sub-sector</b>	
Kaliluni	Provision of funding support to PWDs
	Provision of grants to groups
	Provision of Aids relief
Kombu	Provision of women funds for women banking

<b>Village</b>	<b>Community Need</b>
<b>Youth and Sports Sub-sector</b>	
Iveti	Provision of employment opportunities
	Levelling of Limbani playground
	Provision of goal posts and nets
Kaliluni	Provision of youth fund and construction of recreation center
	Sensitization forums against drug abuse
	Provision of motivational talks
Kalunga	Youth empowerment
	Organizing for tournaments
Kombu	Provision of youth fund
<b>ENERGY, INFRASTRUCTURE AND ICT SECTOR</b>	
<b>Energy Sub-sector</b>	
Iveti	Construction of flood lights at Ikoleni market
	Installation of ‘mulika mwizi’ at Mutini market, Kwa Martha junction and Iveti Primary School and Kwa Mumanthi market
	Operationalization of ‘mulika mwizi’ at Kiwauni, Nzeveni and Kwa Nzeki markets
	Installation of transformer and extension of transmission line (3 phase) at Wanzou village
Kaewa	Installation of transformer and extension of transmission line (3 phase) at Iviani village and Katunda sub –village
Kaliluni	Installation of ‘mulika mwizi’ at Kamwanda Borehole, Kaviani Junction off Nzaikoni – Kithunguini roads, Kiliku Shopping Centre, Kwa Kaa market, Kwa Kilea market, Kwa Solo market, Maleveni market and Samuni market
	Implementation of rural electrification program at Kyamwee village/Kiliku areas
Kalunga	Installation of transformer and extension of transmission line (3 phase) at Tulya
	Installation of ‘mulika mwizi’ at kwa Kyale and Kwa Kasimu
Kombu	Installation of additional ‘mulika mwizi’ at Mithanga, Kivyauni, Kwa Mukova, Kisooni market and Kwa Mulela and at Kiiu market Munyiiki
	Installation of transformers at Mithanga B, Muuni and Kikuyuni
<b>Roads, Transport and Public Works Sub-sectors</b>	
Iveti	Surveying, grading, murraming and construction of drainage from Tana River market – Kwa Nzeki – Mikuini market road, Kivwauni – Nzeveni market road, Kwa Muviku – Ithemboni River and Tana River market – Iveti – Yumbika market road
	Surveying, grading and murraming of roads from Mutini market - Iimbani play ground
	Grading of murramed roads at Tana River market – Nzeveni, Kivwauni market, Kwa Nzeki – Massive Tana River, Iveti – Yumbika drift
	Grading of Assistant Chief’s Office Kwa Nzube – drift Limbani, Kwa Moris, Kya Mtitu – Ithemboni River, Mutini Kiaoni – Limbani playground and Mutini, Kaliluni Girls’ School – Maleveni roads
	Construction of culverts at Kwa John Junction
	Unblocking of feeder roads
Kaewa	Construction of gabions in gulleys with weather roads at Kwa Simba – Kaewa Secondary School – Muthembwa
	Surveying, grading, murraming and construction of gabions and drainage along the roads from Ng’eleni market – Kwa Simba – Kaewa Secondary School Kwa Muthembwa, Mang’aani – Katunda road and Ng’eleni market - Kathalani market road
	Grading of Mang’aani – Katunda roads
	Murraming of roads
Kaliluni	Construction of drift at Matukya
	Construction of culverts at Kwa Iliia drift – Yambika market – Kwa Noah road
	Construction of gabions at Kiiu AIC – Kikawani Village, Kwa Amon Kitengei village and Kwa Chief Mutoo – Kyamwee village
	Grading of Itangini Forest – Kwa Kusenya – Wanasya – Kwa Kusenya – Wanasya road
	Grading and murraming of Kwa Kile – Samuni – Kiliku AIC Church road

<b>Village</b>	<b>Community Need</b>
	Grading, murraming and construction of culverts at Kwa Kimeu – Kitengei Primary School – Kituvu, Wanasya – Kililini Primary School – Maleveni market and Kithunguini – Kikawani – AIC Kioo roads
	Grading, murraming and construction of culverts at Kwa Kimeu – Kitengei Primary School – Kwa Ndana road
	Surveying, grading, murraming and construction of drainage at Itangini Forest – Kwa Kusenga – Wanasya road and construction of Wanasya drift
	Surveying, grading, murraming and construction of drainage at Wanasya – Maleveni market – Mutini market roads
	Surveying, grading, murraming, construction of gabions and drainage from Kwa Kimeu stage – Terry Childcare – Kwa Kiamba roads and construction of drift at Matukya
	Surveying, grading, murraming, construction of gabions and drainage from Ebenezer Junction – Yumbika market – Kwa Noah market, Kithunguini market – Kikaawani market – AIC Kioo, Kwa Kilea market – Samuni village – Kiliku Shopping Center and Kithunguini market – Kikaawani market – AIC Kioo roads
	Tarmacking of Kathalani – Kaviani – Nzaikoni roads
Kalunga	Grading of Kwa Kasimbi, Kithonze feeder road in Karioni village and Kwa Nzivo, Kusyongumu road, Kwa Mavuti – Nthenge road and Kitulu village roads
	Rehabilitation of Kwa Kamimu – Kwa Mateto feeder road
	Surveying, grading, murraming and construction of drainage at Kwa Kasimbi – Kithonze feeder road in Karioni village, Kwa Nzivo – Kusyongumu road, Kwa Kasimu – Kwa Mateto feeder road, Kwa Mavuti – Kwanthenge road and Kitulu village roads, Kisovo – Ngukumani road and Kwa Nyenze – Kwa Kyale – Kalunga market roads
	Tarmacking of Kyamulili – Kona Mbaya roads
Kombu	Construction of bridge at Mavuthu River
	Construction of Kavia – Kituluni road and Ithaeni road
	Grading of Kivyani – Isooni Primary School – Muthunzuuni road, Kwa Mulela market – St. Benedict road, Mithanga Market and Kwa Vovwe – Kwa Mulei roads
	Surveying, grading, murraming and construction of drainage of Kivwauni – Isooni Primary School – Muthunzuuni Factory and Kivwauni – Mithanga market – Kwa Vovwe – Kwa Mulei roads
<b>HEALTH SECTOR</b>	
Iveti	Recruitment of healthcare workers at Limbani Dispensary
	Provision of drugs
	Construction of additional water tanks and water reticulation
	Fencing of dispensary at Limbani
	Recruitment of housing staff
	Provision of landscaping services at Umbani Dispensary
	Construction of maternity wards and laboratory at Limbani
	Facilitation of CHVs
Kaewa	Completion of Kaewa Dispensary
	Adequate supply of drugs at Kaviani Health Centre
	Facilitation of CHVs
	Construction of additional water tanks and water reticulation
	Completion and operationalization and fencing of Kaewa Dispensary
Kaliluni	Provision of 24 hours ambulance services
	Recruitment of additional CHVs and facilitating them
	Completion of Kaniani Level III health facility
	Construction of Mutumbini – Ingethu dispensary
	Construction of Kitunguini market dispensary
	Completion and equipping of Kaviani Level III health facility maternity and laboratory wing
	Provision of medical outreach services at Kaviani Level III and provision of back-up generator

<b>Village</b>	<b>Community Need</b>
	Construction of Kikaawani market dispensary
	Construction of elevated water tower, installation of water tanks and water reticulation to the facility
	Construction of elevated water tower, installation of water tanks and water reticulation to the facility
	Construction of perimeter wall, guard house and gate and provision of back-up generator
Kalunga	Expansion of staff quarters and maternity wing at Kalunga Dispensary, equipping and recruitment of CHVs
	Fencing of Kalunga Dispensary
	Construction of additional water tanks and water reticulation
Kombu	Recruitment of enough drivers and provision of enough fuels for ambulance vehicles
	Rehabilitation of health facility and adequate supply of drugs
	Training and facilitation of CHVs
	Construction and equipping of Kombu Dispensary
<b>LANDS, ENVIRONMENT AND NATURAL RESOURCES SECTOR</b>	
<b>Environment and Natural Resources Sub-sector</b>	
Kaliluni	Provision of indigenous tree seedlings
Kombu	Provision of dumping sites at Mithanga market
	Deployment of additional cleaners at Kiiu market Munyiiki
<b>Lands Sub-sector</b>	
Iveti	Provision of land for toilet construction at Tana River market
Kaewa	Provision of survey services for businesses
Kaliluni	Provision of survey services to all county public lands and utilities
	Provision of physical planning services at Kaviani market
Kalunga	Issuance of title deeds and provision of land surveying services at Kusyongunu, Kisovo and Kalunga at large
Kombu	Issuance of title deeds
	Protection of government lands
<b>PUBLIC ADMINISTRATION SECTOR</b>	
Kaewa	Reduction of revenue rates at Kaewa
	Assessing of businesses before levying
Kalunga	Lowering of single business permit fees at shopping centres
	Construction of administration office at Kisovo Shrine (near Kisovo market)
<b>WATER AND IRRIGATION SECTOR</b>	
<b>Sanitation Sub-sector</b>	
Kaliluni	Rehabilitation of Kaviani public toilet
Kombu	Construction of new public toilets at Mithanga market – water tank, paints and repairs
<b>Water Sub-sector</b>	
Iveti	Drilling of boreholes at Assistant Chief's Office, Ikoleni Primary School, Iveti Primary School and Mutini Kwa Mwove
	Rehabilitation of springs at Kwa Sele, Kwa Mutittu and Kwa Kavoi
	Construction of gabions at Isyukoni and Nzeveni
	Completion and operationalization of borehole at Iveti Primary School and Mutini Kwa Mwove
	Construction of weirs at Imbani River and Kwa Ilia River
Kaewa	Completion of dam at Kaewa – Kairo Dam
	Drilling of boreholes at Nduni, Iviani and Ngeleni, Mangaani village and Kaewa market
	Surveying of springs/wells
	Construction of weirs at Mukuyuni River and Mangaani River
Kaliluni	Drilling of boreholes at Kaliluni Cattle dip, Kikawani Primary School, Kithunyuini market, Kiuma Village and Mutitu Catholic Church
	Supply and installation of water storage tanks at ECDE centres and VTC
	Water reticulation at Kaviani health facility from Kamwanda Borehole

Village	Community Need
	Water reticulation at Kaliluni Girls' School borehole to the community
	Construction of water weirs at Wanasya River, Kioo, Yamaindu River, Kwa Nzula, Kwa Kamunzyu and Kwa Ngau
	Drilling of additional boreholes at Mutumbini Primary School, Kikawani AIC and Kyamwee ACK
Kalunga	Drilling of boreholes at AIC Kavioni, Kisovo market, Kwa Kyale market, Kwa Nzovo wares, Kitulu village, Kwa Kilindi and Kwa Malenge and Lole River
	Construction of weirs at Kitulu village, Kwa Kilindi, Kwa Malenge and Lole River
Kombu	Drilling of boreholes at Mithanga Catholic Church, Kivyani market and Kivwauni (Kwa Nzau) market
	Rehabilitation of borehole at Kaviani Primary School
	Construction of water weirs at Kaviani to Kwa Ngoma River Kioo, Muthunzuuni River and Muvuthu River

### Machakos Sub-county

#### 11. Machakos Central Ward

Total Number of Participants: 764

Males: 329 Females: 435 Youth: 400 PWDs: 09

Village	Community Need
<b>AGRICULTURE AND CO-OPERATIVES DEVELOPMENT SECTOR</b>	
<b>Agriculture Sub-sector</b>	
Misakwani	Provision of extension services
	Provision of incubators and free indigenous chicks
	Provision of fruit tree seedlings
	Provision of soil testing services
Mjini	Construction of fish ponds in the area especially in schools for food sustainability
Upper Kiandani	Provision of avocado tree seedlings
	Timely provision of farm inputs
	Provision of extension services
	Provision of subsidized fertilizer
<b>Co-operatives Development Sub-sector</b>	
Misakwani	Provision of market linkages for avocado and macadamia
	Provision of support to coffee sector
<b>COMMERCIAL, TOURISM AND LABOUR AFFAIRS SECTOR</b>	
<b>Commercial Sub-sector</b>	
Eastleigh	Construction of market shed at Serema area
Misakwani	Construction of 'boda boda' sheds at Yiini
	Construction of market shed at Kusyumuomo market
Mjini	Painting and branding of perimeter wall at Mitumba market
	Installation of signage for directions towards Mitumba market
	Construction of modern storage space
	Construction of sheds for shoe shiners
	Provision of identification tags for market officials
	Installation of metallic poles at Mitumba stalls
	Scheduling of market times for wholesale market
Upper Kiandani	Revival of Kithaayoni livestock market
<b>Tourism Sub-sector</b>	
Mjini	Rehabilitation of Mulu Mutisia Recreational Park
	Revival of Machawood
Upper Kiandani	Establishment of recreation centre at Kithaayoni

Village	Community Need
<b>EDUCATION, YOUTH, SPORTS AND SOCIAL WELFARE SECTOR</b>	
<b>Education Sub-sector</b>	
Eastleigh	Construction of additional ECDE classrooms and recruitment of teachers at St. Mary's Boys' Primary School Bursary allocation increment
Misakwani	Construction of ECDE classrooms at Kwa Nyayo and Ukuni villages Recruitment of ECDE teachers at Kyambuko, Mukalala and Mutuyu Bursary allocation increment Timely provision of bursaries Establishment of polytechnics at Kusyo Mumo
Mjini	Completion of ECDE classrooms at Baptist Primary School and St. Mary's Girls Primary School Bursary allocation increment
Upper Kiandani	Construction of ECDE classrooms at Ikokani, Kyumba and Mumbuni primary schools Recruitment of ECDE teachers at Upper Kiandani Expansion of Mumbuni Primary School Bursary allocation increment
<b>Social Welfare Sub-sector</b>	
Eastleigh	Rehabilitation of the social hall Setting up a fund for the orphans, widows and PWDs
Misakwani	More funding to women groups Funding and training of social groups Provision of incubators to women groups Setting up a fund for orphans and widows in the village
Mjini	Construction of paths for PWDs
Upper Kiandani	Setting up a fund for the less vulnerable
<b>Youth and Sports Sub-sector</b>	
Eastleigh	Establishment of a training centre
Misakwani	Leveling of sports ground at Kusyomuomo Additional funding to youth groups Provision of employment opportunities to the youth Provision of incubators to youth groups Provision of sporting and games kits to youth groups Social activities for the youth
Mjini	Rehabilitation of showground and stadium Construction of community hall Increase sports fund allocation for the youth
Upper Kiandani	Funding of Scoott Landers team at Kithaayoni Levelling of Kithaayoni football grounds and Scott Landers grounds Establishment of a sports centre and social hall at Kithaayoni
<b>ENERGY, INFRASTRUCTURE AND ICT SECTOR</b>	
<b>Energy Sub-sector</b>	
Eastleigh	Installation of 'mulika mwizi' at Kiembeni and Machakos School for the Blind Installation of security lights at Chinese, Industrial Area (KIE), Kiembeni, Kyatia, Machakos Primary School, Muthini Estate, Muthungule area, Redeemed and Serena area Maintenance and rehabilitation of streetlights along Konza road, Kyatia and at Prison Provision of flood lights at Songa area
Misakwani	Installation of 'mulika mwizi' at Coffee Factory, Kathuma, Kusyomuomo Police Post, Kwa Nyayo, Kyutini ABC, Misakwani Primary School, Mukalala and Watema KAG Rehabilitation of floodlights at Misakwani Installation of transformer
Mjini	Installation of additional 'mulika mwizi' at Kariobangi, Katoca road towards Iini, Market road, Mjini and Ndua

<b>Village</b>	<b>Community Need</b>
	Installation of solar powered floodlights at Mitumba market
Upper Kiandani	Installation of 'mulika mwizi' at Kameo market, Ikokani, AIC Mithanga, Mwembe Tayari, Manyatta Borehole, Kwa Kaluluma, Kwa Maingi and Kyumba Primary School
	Installation of street lights at Kameo Shopping Centre and along Scott University – AIC Mumbuni – Kameo market
<b>Roads, Transport and Public Works Sub-sectors</b>	
Eastleigh	Grading of Prison road – Industrial Area
	Tarmacking of Konza road – DU's Office
	Marking of zebra crossing lines at Mortuary and Muthini areas
Misakwani	Grading and murraming of AIC Mutuyu – Tana market, Kariobangi – Itumo and Kathuma Peta – Misakwani roads
	Grading and tarmacking of AIC Mbitini – Tilas, AIC – Weir road, Katetani – Kitulu road, Katothyani – Watema and Makongo – Blue Corner
	Construction of drainage and culverts along Aron – Kyambuko – Kusyomuomo, Kalumoni – Watema and Ukuni – Kavoka roads
	Construction of gabions at Kwa Kimotho Gulley and Kwa Mbaa Mweu
	Tarmacking of Kafoca – ABC Kikambuni road
	Road mapping and survey of all feeder roads
	Grading of all feeder roads
Mjini	Installation of cabros opposite the Mosque and outside Mtumba market
	Grading of Complex – Grogon – Kitui road – Cap road – Soko Mjinga near Malikiti
	Grading and expansion of Grogon – Ngei road
	Expansion of bus park
	Establishment of a stage for 'maruti' and 'tuktuks'
Upper Kiandani	Grading of Kangundo road – ACK Guest House – Kameo – King'ang'ani – AIC Maiuni – Kwa Kyele – Kathiani – Tendelyani – Katoka, Kangundo – Kameo – AIC Mumbuni – King'ang'ani – Tendelyani and Kyumba Primary School – Kusyomuomo, Mumbuni Primary School – Hawaii road
	Grading and construction of culverts along Kangundo – Kiandani AIC – Kwa Seng'e road
	Grading and murraming of Kangundo – Kathiani – AIC Kiandani – Kwa Seng'e road
	Tarmacking of Kangundo – Kame Shopping Center – Mumbuni AIC – Scott University – Mavivye market road
	Expansion of Christian road – King'ang'an Shopping Centre
	Opening of road at Kameo Shopping Centre – Kiandani – Main road
	Construction of drainage along Kafoca – Mukalala – Kwa Seng'e road
	Grading of all other feeder roads
<b>HEALTH SECTOR</b>	
Eastleigh	Modernization of mortuary, additional staffing and adequate supply of drugs at Machakos Level V Hospital
	Inspection of planted vegetables at Mitheu to ascertain whether they meet health standards
	Renovation of the dispensary
Misakwani	Construction of a health facility at Kasyuomo, equipping of the facility, recruitment of CHVs and water supply
Mjini	Construction of a health facility at Mjini area
Upper Kiandani	Rehabilitation and additional staffing of Kithaayoni Dispensary
	Renovation of dispensary at Mavivye
<b>LANDS, ENVIROMENT AND NATURAL RESOURCES SECTOR</b>	
<b>Environment and Natural Resources Sub-sector</b>	
Eastleigh	Provision of garbage bins at Bus Park and Serema area
	Provision of garbage bins and waste collection equipment for workers
Misakwani	Provision of tree seedling to churches and schools



<b>Village</b>	<b>Community Need</b>
	Deployment of cleaners at Kusyomuomo market
Mjini	Relocation of dumping site from World Bank floodlight
	Recruitment of solid waste officers and provision of waste collection equipment at convenient places
<b>PUBLIC ADMINISTRATION SECTOR</b>	
Eastleigh	Police patrol
	Provision of conducive trading environment for hawkers
	Efficiency in utilization of county funds
Misakwani	Construction of county administration offices
	Construction of a police post
	Lowering of single business permit fees
Mjini	Provision of conducive trading environment for hawkers
	Recruitment of additional inspectorate officers
	Lowering of single business permit fees
	Facilitation of 'nyumba kumi' officials and village elders
	Facilitation during public participation fora
	Banning of wines and spirits businesses behind mtumba stalls
<b>WATER AND IRRIGATION SECTOR</b>	
<b>Sanitation Sub-sector</b>	
Eastleigh	Construction of public toilets at Industrial Estate and at the Bus Park
	Rehabilitation of sewage and drainage system at St. Mary's Boys' School
	Rehabilitation of toilet tank St. Mary's Boys' School
Misakwani	Construction of public toilets at Kusyomuomo market
Mjini	Construction of public toilets at Bus Park and Mjini village
	Unblocking of sewer lines at the entrance of wholesale market
Upper Kiandani	Connectivity to the main sewer line
<b>Water Sub-sector</b>	
Eastleigh	Drilling of borehole at DU area
Misakwani	Drilling of additional boreholes at KAG Kwa Kimotho, Kwa Kathithu and Kwa Nyayo
	Establishment of additional water points at Katetani Borehole
	Construction of weirs at Kwa Maasai, Kwa Malaika, Kwa Mckenzie, Kwa Mwatha, Kwa Ngumbau and Yaani River
	Desilting of Mbanya Springs
	Rehabilitation of Kusyomuomo water tank
	Rehabilitation of Kitale Springs Pump
	Clear bluegum trees along rivers
Mjini	Installation of additional solar panels at Kwa Kaseva Borehole
	Drilling of boreholes at Grogon, Mitumba market and Wholesale market
	Replacing manhole slabs at Market area and Mjini area
	Reticulation of Kariobangi Borehole
	Unclogging manhole at Mjini area
	Rehabilitation of all drainage channels
Upper Kiandani	Drilling of borehole at Kyumba Primary School
	Supply and installation of water tank at Tendelyani Borehole
	Supply and installation of water tanks and piping for reticulation at Kiandani Water Project
	Installation of purification machine and piping of Manyatta Borehole
	Piping of Tendelyani Borehole
	Reticulation of Mavivye Borehole
	Establish additional water points at Mavivye Borehole
	Rehabilitation and reticulation of borehole at Mumbuni Primary School

## 12. Mua Ward

Total Number of Participants: 901

Males: 331 Females: 570 Youth: 89 PWDs: 0

Village	Community Need
<b>AGRICULTURE AND CO-OPERATIVES DEVELOPMENT SECTOR</b>	
<b>Agriculture Sub-sector</b>	
Katelembo	Timely provision of subsidized fertilizers
	Provision of extension services
	Provision of livestock vaccination services and pests control
	Provision of fruit tree seedlings
	Construction of cattle dip at Katelembo
Katheka-Kai	Provision of beehives
	Timely provision of free certified seeds, seedlings and subsidized fertilizers
	Provision of agricultural extension services
	Provision of livestock vaccination services
Kitanga	Timely provision of free certified seeds, free tractor ploughing services and subsidized fertilizers
Kyaani	Timely provision of seedlings, tractor ploughing services and subsidized fertilizers
Kyanda	Provision of seedlings
	Relocation of Makyau Cattle Dip to Kwa Mukii public land
Mikuyu/Vota	Construction of cattle dip at Mukuyu
	Provision of seedlings
Mua Hills	Provision of extension services
	Timely provision of subsidized fertilizers
<b>Co-operatives Development Sub-sector</b>	
Kyanda	Provision of market linkages for fruits
	Reviving of Mua Coffee Factory
<b>COMMERCIAL, TOURISM AND LABOUR AFFAIRS SECTOR</b>	
<b>Commercial Sub-sector</b>	
Katelembo	Construction of 'boda boda' sheds at Kanaani stage, Kilima stage and Kimangu stage
	Rehabilitation of market sheds at Kanaani and Kathome markets
	Construction of market sheds at Kimangu and Katelembo markets
Katheka-Kai	Construction of 'boda boda' sheds at Mukawani and Chai Moto
Kyanda	Construction of market shed
	Rehabilitation of Kyanda market
Mua Hills	Construction of 'boda boda' sheds
<b>EDUCATION, YOUTH, SPORTS AND SOCIAL WELFARE SECTOR</b>	
<b>Education Sub-sector</b>	
Katelembo	Construction of ECDE classrooms at Mutatata, Kanaani and Muruatetu
	Recruitment of ECDE teachers at Katelembo ECDE centre, Kavovi and Uini
Katheka-Kai	Construction of ECDE classrooms and recruitment of teachers at Kimua and Katheka – Kai primary schools
Kitanga	Construction of classrooms and ladies hostels at Kyamutheke Polytechnic
	Construction of ECDE classrooms at Kitanga and Kiviani primary schools, Kwa Nguua and Kyamutheke
	Construction of a polytechnic at Kathimani Primary School
	Recruitment of ECDE teachers at Kathimani Primary School
	Fencing of Kyemutheke Primary School
Kyaani	Construction of toilets and additional ECDE classrooms at Kyaani and Ngunguni ECDE centres
Kyanda	Construction of toilets and additional ECDE classrooms at Ndovoini Centre
	Construction of toilets and provision of furniture and stationery to all ECDE centres
	Construction of ECDE classrooms at Kyanda, Makyau, Ndovoini, Mikuyuni and Makilili primary schools and Timuya ECDE centre

<b>Village</b>	<b>Community Need</b>
	Construction of a polytechnic at Kwa Kareka public land
	Recruitment of ECDE teachers at Kyanda, Makyau and Ndovoini
	Surveying and construction of polytechnic at Kwa Kaseka
Mua Hills	Construction of ECDE classrooms at Kyasila and Mua Farm primary schools
	Recruitment of ECDE teachers
	Provision of learning materials and implementation of school feeding program
<b>Social Welfare Sub-sector</b>	
Kyaani	Provision of business funds for youth and women
<b>Youth and Sports Sub-sector</b>	
Katelemba	Acquisition of playground at Uiini
	Youth empowerment
Kitanga	Provision of game wears
	Levelling of sports grounds at Kathimani Primary School and Kitanga Secondary School
Kyaani	Provision of business funds to the youth
<b>ENERGY, INFRASTRUCTURE AND ICT SECTOR</b>	
<b>Energy Sub-sector</b>	
Katelemba	Installation of 'mulika mwizi' at Centre of Excellence School, Kitanga Dispensary and Uiini ECDE centre
Katheka-Kai	Installation of 'mulika mwizi' at Chai Moto market and Kyumbuni
	Rehabilitation of 'mulika mwizi' at Kanaani market, Mukawani and Chaimoto
Kitanga	Installation of 'mulika mwizi' at Kindaruma, Kivani Junction, Kwa Jeshi la Wokovu Kitanga and Kwa Nguu
Kyaani	Installation of 'mulika mwizi' at Emirates Shopping Centre
	Rural electrification program
Kyanda	Installation of 'mulika mwizi' at Kaluluini, Kithuluni, Kwa Kituu market, Kwa Loko market, Makyau Dispensary, Ndovoini market and New York market
	Installation of streetlights at Katethya, Kyanda – Ngomeni road and Makyau
Mikuyu/Vota	Installation of 'mulika mwizi' at Kauyumbani market and Vota market
Mua Hills	Installation of floodlights at ABC Mua Junction and Mua Level III health facility
	Installation of a transformer
<b>Roads, Transport and Public Works Sub-sectors</b>	
Katelemba	Grading and levelling of grounds at Kwa Kosa B – AIC Kyunguni, Kwa Mbaka – Kwa Willy, Kwa Mailu, Kwa Mbaka – Fullcare – Kwa Kavee, Kwa Mutunga – Maunda Dam, Machakos Boys' School – Kilima, Ngulasa – Maingi – ABC Mithini and Kwa Ngei roads
Katheka-Kai	Construction of drift at Kasungini
	Grading of Bomosa – Kwa Iseu – Kwa Ngumau, Chaimoto – Kokosi, Kwa Makitu – Mwololo, Kanaani, Katethya – Kwa Kilonzo, Kimangu – Singini – Mukawani, Kimangu – Katheka Kai – Mukaawani road, Kwa Kalii – Muya, Kwa Musolaa – Ndamu, Kwa Nduva – Kitanga and St. Stephen – Kwa Philip
	Tarmacking of Katethya – Kwa Kilonzo road
Kitanga	Grading of roads at Kwa Kimonyi – Ndivu, Kindaruma – Factory – Kathome – Kitimbalu – SA Church – Kyamutheke Primary School – Police Post – Kwa Wanagi – Kisila Road, Kindaruma – Ivuani – Kitanga Primary School – Bush – Kwa Muinde – Kwa Nzonzo and Kwa Nzonzo – Kwa Makovo – Kitanga Primary School roads
	Tarmacking of Kivani – Koko's road
Kyaani	Grading and installation of culverts along Kwa Kalee – Kwa Lolo in Kyasila, Ngunguni market – Muthwani and Makulu – Kamuthanga roads
	Grading and murraming of Kwa Tony Fish Farm – Kyaani Secondary School via Muthwani and Kyaani market – Kamuthanga roads
Kyanda	Grading of Kithuluni road, Makyau – Ndovoini – Nthunguni, Kilonzo Mailu – Kwa Nzima, Kithuluni Kwa Mwea – Makyau market, Kithuluni – Kwa Kawea – Makyau, Kwa Kitunguu – Kyanda main road, Kwa Mutiso Kaseke – Kwa Mwaka, Makyau – Ndovoini, Makyau – Nthunguni – Mua and Ndovoini – Miwongoni – Kwa Ndoo roads
	Construction of bridge at Kwa Wambua Kiliso

<b>Village</b>	<b>Community Need</b>
	Construction of drift at Kivutini, Kwa Milika Joel and Kwa Mwalimu Muia, Ndovoini – Mwalimu Muia – Katheka Kai Kwa Kilunda Mbingo – Twalas – Kwa Ndoo Maka roads
	Grading and murraming of Kithuluni Kwa Mwea – Makyau market, Kwa Kilinda Mbingo – Twale, Kwa Ndoo Makau – Kyanda – Kilonzo, Kwa Kitongoi and Makyau Kaluluini roads
	Opening of roads at Makyau – Miangoni through Thungoni and through Mutiso Kaseeke – Kwa Mwake
Mikuyu/Vota	Grading of Kwa Mwau – Mikuyuni – Centre of Excellence, Kwa Kamene – Kwa Vulo – Mikuyu market, Kwa Makumi – Manza village, Kwa Mukonza – Iviani – Weuni village and Vota market – Kwa Mutuku – Juakali roads
Mua	Grading of Kwa Maingi – Musee – Catholich Church, Kwa Ndeti – Kiluli Dam, Kwa Sabeth – Kwa Nzeki and Kyasila – Kathoka – Muema – Wambua – Masuni roads
<b>HEALTH SECTOR</b>	
Katelembo	Construction of health facilities at Kwa Mbolu, Kwa Ngoma and Uiini
Katheka-Kai	Construction of a health facility at Katheka Kai Society offices
Kitanga	Construction of health facility at Kyamutheke
	Equipping of the dispensary at ACK Kitanga Church and St. Stephen's Church
Kyaani	Construction of health facility at Kyaani Village – Assistant Chief's Office
Kyanda	Construction of laboratory, fencing and rehabilitation of Makyau and Kyanda Dispensary maternity wings
Mua Hills	Fencing and completion of Mua Level III health facility
Mikuyu/Vota	Construction of health facility at Vota market
	Expansion of Mikuyu Dispensary
<b>LANDS, ENVIRONMENT AND NATURAL RESOURCES SECTOR</b>	
<b>Environment and Natural Resources Sub-sector</b>	
Katelembo	Deployment of cleaners at Katelembo stage, Kilima stage and Kimangu stage
	Provision of garbage bins at Katelembo stage
Katheka-Kai	Regulation of sand harvesting
	Deployment of cleaners at Katheka Kai
Kitanga	Deployment of cleaners at Kitanga market
	Deployment of cleaners at Iviani Mikuyu/Vota village
	Provision of garbage bins at Mikuyu market
	Relocation of dumping site at Mitheu location
Kyaani	Deployment of cleaners at Kyaani market
<b>Lands Sub-sector</b>	
Katelembo	Issuance of title deeds
Kyaani	Issuance of title deeds
Kyanda	Demarcation of forest land at Kyanda sub-location, Kwa Rodah Kithingi and Ndoveini
	Provision of land surveying services
Mua Hills	Provision of land surveying services at Dip area B1, Kisese, Kisikalla, Kwa Samuel and Mua Dairy House
<b>PUBLIC ADMINISTRATION SECTOR</b>	
Kitanga	Lowering of singe business permit fees
Mua Hills	Lowering of singe business permit fees
Katheka Kai	Lowering of singe business permit fees
<b>WATER AND IRRIGATION SECTOR</b>	
<b>Sanitation Sub-sector</b>	
Katelembo	Construction of public toilets at Kanaani stage, Kathome stage, Kilima stage, Kimangu stage and Kithini stage
Kitanga	Construction of public toilets at Kwa Nguu and Kitanga market
Kyanda	Construction of public toilets at Vota market
Mua	Construction of public toilets at Mua village
<b>Water Sub-sector</b>	
Katelembo	Rehabilitation of boreholes at Masungwani, AIC Kyunguni and Kwa Kilonzo

Village	Community Need
	Drilling of borehole at Matatuanga, Kwang'ee, Kwa Ndungi, Kwa Mwatu and Mbandi
	Desilting of Kwa Kosa, Kwa Ngoma, Kwa Nthale, Kyai, Manyanzaani, Mbandi and Voo 1,2,3
	Rehabilitation of Kwa Maunda treatment plant
	Construction of water weirs at Kisambu
	Construction of wells and springs at Kaumbulu, Kwa Kamulu, Kwa Maitha, Kwa Mutunga Ndembu and Ngokooni
Katheka-Kai	Rehabilitation of boreholes at Katheka Kai Primary School, Kwa Mbenya, Kwa Musolaa and Kwa Ndanu
	Desilting of dams at Kwa Iseu, Kwa Kakia, Kwa Kimanthi, Kwa Masengo, Kwa Matiku, Kwa Mungata and Kwa Ngeki
Kitanga	Drilling of boreholes at Iviani and Kwa Agenes Kyamutheke
	Desilting of dams at Kisaka, Kitimbalu, Kwa Katila, Kwa Kimonyi and Ilanga Ili
	Piping of water to Kitanga village
	Rehabilitation of boreholes at Kilaani, Kindaruma, Kivani, Kwa Kimonyi, Kwa Mulusya and Kyamutheke
	Installation of water tanks and treatment plant at Kikuyu market
Kyaani	Rehabilitation and reticulation of piping from Moka to Kithekethe village
	Desilting of Kwa Douglas dam and Kwa Kitula dam
Kyanda	Drilling of additional boreholes at Kyanda
	Rehabilitation of dams at Kwa Kiasa, Kwa Mbingo and Kwamwenga
	Desilting of dams at Kithiini, Kwa Ivengo, Kwa Mbingo, Kwakosa, Kwamulenga and Kwamwenga
	Construction of Kwa Kitetu Dam
	Reticulation of Makyau borehole to Tuis village Kithuluni
	Reticulation of Nderimi Borehole
	Rehabilitation of Makyau and Ndovoini boreholes
	Recruitment of service worker in water lines at Kyanda
Mikuyu/Vota	Desilting of dams at Mikuyu, Kwa Major in Vota and Kwa Malondu
	Rehabilitation of Kwa Musululu Manza village borehole
	Construction of water weirs at Kwa Mutiso, Kwa Philip Mbai and Kwa Chief
Mua Hills	Drilling of boreholes at Kathimani village and Mua Secondary School
	Rehabilitation of Mua Community Borehole
	Desilting of dams at Kisikitha, Kitune, Kwa Kilea, Kwa Kingangi, Kwa Kisese, Kwa Mulungo, Kwa Samuel, Miangini and Mua B1
	Springs rehabilitation at Kiluli, Kwa Joshua, Kwa Kasia, Kwa Kimotho, Kwa Ndaa, Kwa Ngola and Mua B1

### 13. Mumbuni North Ward

Total Number of Participants: 525

Males: 151 Females: 374 Youth: 66 PWDs: 02

Village	Community Need
<b>AGRICULTURE AND CO-OPERATIVES DEVELOPMENT SECTOR</b>	
<b>Agriculture Sub-sector</b>	
Kasinga	Provision of certified seedlings and subsidized fertilizers
Lower Kiandani	Provision of extension services
	Timely provision of subsidized fertilizers and free tractor ploughing services and seedlings
	Construction of cattle dip at Lower Kiandani
Mung'ala	Provision of artificial breeding services at Mung'ala
	Promotion of fish farming and sensitization of farmers on bee keeping at Mung'ala
	Construction of cattle dips at Ivumbuni, Manza and Mung'ala
	Rehabilitation of cattle dip at Mung'ala

<b>Village</b>	<b>Community Need</b>
	Establishment of a farmer's revolving fund
<b>Co-operatives Development Sub-sector</b>	
Kasinga	Establishment of a farmers' revolving fund
	Provision of market linkages for coffee produce
Mung'ala	Establishment of a farmers' revolving fund
<b>COMMERCIAL, TOURISM AND LABOUR AFFAIRS SECTOR</b>	
<b>Commercial Sub-sector</b>	
Lower Kiandani	Construction of 'boda boda' sheds at Lower Kiandani
<b>EDUCATION, YOUTH, SPORTS AND SOCIAL WELFARE SECTOR</b>	
<b>Education Sub-sector</b>	
Kasinga	Provision of bursary funds at Kasinga
	Construction of ECDE classrooms at Kasinga, Kiangini and Kyanguli primary schools
	Construction of a secondary school at Kiangini Primary School
	Implementation of school feeding program at Kasinga
	Construction of vocational training centre at Kathukumani
Lower Kiandani	Provision of bursaries
	Construction of ECDE classroom at Miwongoni Primary School
	Construction of a new school at Manza Secondary School
	Construction of a polytechnic at Lower Kiandani
Mung'ala	Implementation of school feeding program
Mung'ala	Construction of ECDE classrooms at Mung'ala Primary School
<b>Social Welfare Sub-sector</b>	
Kasinga	Provision of women empowerment funds at Kasinga
Mung'ala	Nyumba kumi'/community policy and facilitation of village headman
	Promotion of table banking at Mung'ala
<b>Youths and Sports Sub-sectors</b>	
Kasinga	Provision of PWDs funds at Kasinga
	Construction of rehabilitation centre at Kasinga
	Youth empowerment
Lower Kiandani	Civic education to youths on drug abuse
	Provision of football uniforms
	Youth empowerment
Mung'ala	Facilitation of counseling facilities
	Construction of sports academy at Kiangini
	Acquisition of land for construction of a Youth Polytechnic at Mung'ala
<b>ENERGY, INFRASTRUCTURE AND ICT SECTOR</b>	
<b>Energy Sub-sector</b>	
Kasinga	Installation of floodlights at Ithingu Kwa Ngomo, Kasinga Coffee Factory, Kwa Kati stage, Kwa Mukeka, Kwa Kati stage and Kwa Musyimi
	Rehabilitation of security lights at Kateve and Katundu stage, Kasinga, Kiangini, Kyanganga markets and Ngengeta Nduani
	Repair of security lights at Kasinga at Kyanganga and Kiangini
Lower Kiandani	Installation of 'mulika mwizi' of AIC Katisaa Church area, Catholic Church/Market area Kenya Israel, Justice Mbaluto, Kiaeni Bridge area, Kwa Gikonyo area, Kwa Kiseli area, Kwa Mwele Manza Primary School area, Kwa Mwikya area, Musau Kilonzo area, Kwa Rev. Kivale area and Toyota Base area
Mung'ala	Installation of security lights at Ikungu, Kyondu village, near Assistant Chief's Office and near the dispensary
<b>Roads, Transport and Public Works Sub-sectors</b>	
Kasinga	Grading and expansion of Elnino – Nduani road, Nduani – Kwambunga road and Ngengeta – Kiinyuni – Kikumbo road and construction of a culvert at Kikumbo
	Murraming of Ithingu – Kwa Kitilu – Mwisho wa Ndau road

<b>Village</b>	<b>Community Need</b>
	Construction of bridges at Kwa Judah Tungu – Kyanda, Kyanguli River – Mutituni and Kyondu River – Ikungu Elnino roads
Lower Kiandani	Murraming of College – Manza Primary School – Katisaa Church – Sweet Waters road, Israel road – Mutisya Driving Boma – River road, Kwa Mukunu – Ivumbini road and Raju – Kwa Gikonyo – Kwa Mwikya – Ndalana road
	Opening and murraming of roads at Sawa – Justice Makau – Kilonzo Advocate, College road and Sweet Water – Kwa Rev. Kivale – Maneno Dam – River Manza roads
	Tarmacking of Sweet Waters – Kwa Mutwii – Kwa Malenge – Manza Primary School, Justice Mbaluto – Kiaeni Bridge – Lau – College road, Kenya Israel – Miwongoni – Ivumbuni and Sammy Nthula – Willy Mbiti – Manza River Toyota roads
Mung'ala	Grading of Kwa Kamukwa – Mutia road – Kwa Kombo – Kwa Kitu – Ikungu – Kathee main road – Kathese Primary School road
	Murraming of Ikungu market – Corner Plaza – Kyondu Kwa Mwinzi roads, Kathese – Kwa Minzi – Mung'ala Factory – Nguli forest, Kwa Kamukwa – Ivumbuni – Corner Plaza, Kwa Musyoka – Kwa Kaluku, Kwa Musyoka – Kwa Kitu and Kwa Musyoka – Kwa Nthenge roads
<b>HEALTH SECTOR</b>	
Kasinga	Facilitation of CHVs with First Aid kits and stipends
	Construction of health facility at Kiangini/AIC Kasinga
	Acquisition of land for construction of a dispensary at Kiangini
Lower Kiandani	Provision of ambulance services
	Facilitation of CHVs with First Aid kits
	Construction of a health facility at Miwongoni area
Mung'ala	Construction of health facility at Ivumbuni Dispensary and Kathese area
	Provision of fire fighting services at Mung'ala area
	Provision of mobile clinics for the aged people at Mung'ala area
	Completion of dispensary at Kwa Musyoka (Bamako Initiative)
<b>LANDS, ENVIRONMENT AND NATURAL RESOURCES SECTOR</b>	
<b>Environment and Natural Resources Sub-sector</b>	
Kasinga	Provision of garbage bins at Kateve market
Lower Kiandani	Deployment of cleaners
	Provision of garbage bins and skip loaders at Miwongoni Shopping Centre
	Regular emptying of bins
Mung'ala	Provision of garbage bins at Tumba, Ikungu B, Kwa Kitu and Ivumbuni Shopping Centre
<b>Lands Sub-sector</b>	
Mung'ala	Issuance of title deeds
<b>PUBLIC ADMINISTRATION SECTOR</b>	
Kasinga	Lowering of single business permit fees at Kasinga
Lower Kiandani	Lowering of building approval charges
	Lowering of land rates and business permit fees
	Provision of land for construction of Assistant Chief's Office
	Construction of police post at Miwani
Mung'ala	Lowering of single business permits at Mung'ala
	Provision of of Garbage Bins at Tumba, Ikungu B, Kwa Kitu, Ivumbuni Shopping Centre
<b>WATER AND IRRIGATION SECTOR</b>	
<b>Sanitation Sub-sector</b>	
Lower Kiandani	Construction of public toilets at Lower Kiandani
<b>Water Sub-sector</b>	
Kasinga	Drilling of borehole at A.I.C Kyuluni, Kathukumani and Kyanganga
	Construction of gabions at Kwa soo at Kyondu and Kyanguli rivers
	Rehabilitation of borehole at Ithingu and replacement of water tank
	Rehabilitation of weir at Kwa Mbunga

Village	Community Need
	Rehabilitation of gabion at Kateve River, Kwa Kania, Kwa Kaswii Misuuni, Kwa Ngei, Kwa Tunguti, Misuuni and Mutio Mitini in Syondu River
	Reticulation of water from Kasinga Borehole – Kwa Wambua Katimba, Kwa Muli Ngao and Kwa Kisumo, Kwa Ngomo and Kwa Katilu Ithingu nursery from Ithingu borehole
	Supply and installation of water tank at Kiinyuni
	Provision of water tank at Ithingu Borehole
Lower Kiandani	Drilling of boreholes at Lower Kiandani area, Manza, Miwani and Miwongoni primary schools
	Construction of a dam at Lower Kiandani area
	Rehabilitation of gabions at Manza River
	Rehabilitation of existing gabions at Miwongoni and Manza rivers
Mung'ala	Drilling of additional boreholes and, supply and installation of water tanks at Ivumbuni
	Completion of borehole at Mung'ala Assistant Chief's Office
	Drilling of borehole at Kisooni Catholic Church Mawinzeni
	Construction of Kiliku Dam(already surveyed)
	Rehabilitation and piping of Kathese Dam
	Sufficient solar power at Ivumbuni
	Piping and Installation of Water Tanks at Kwa Nzyimi Borehole
	Construction of gabions in rivers at Ikungu, Kwa Kaluku, Kwa Kautotoo, Kwa Kitenge , Kwa Kivuva, Kwa Kombo, Kwa Nzioka wa Maele, Kwa Nzone, Manza Kwa Mang'eli, Miwongoni Kwa Kiseli, Mutoteni and Uamaa River

#### 14. Mutituni/Ngelani Wad

Total Number of Participants: 659

Males: 289 Females: 370 Youth: 103 PWDs: 05

Village	Community Need
<b>AGRICULTURE AND CO-OPERATIVES DEVELOPMENT SECTOR</b>	
<b>Agriculture Sub-sector</b>	
Kamuthanga	Provision of subsidized fertilizers, seedlings and pesticides
	Automate power back up at Utooni Coffee Factory
Kivutini	Provision of extension services and livestock vaccination services
	Promotion of fish farming
	Provision of seedlings
	Provision of free indigenous chicks
	Provision of polythene bags and dam liners
Mutituni	Timely provision of free certified seeds and fruit tree seedlings
	Provision of free indigenous chicks
	Provision of extension services
Nduu	Provision of extension services and livestock vaccination services
	Timely provision of free certified seeds and subsidized fertilizers at Musilili Coffee Factory and Nduu
	Provision of free indigenous chicks
	Provision of pesticides
Ngelani	Provision of extension services and vaccination services for dogs
	Civic education to farmers
	Timely provision of free certified seeds, subsidized fertilizers and farm chemicals
	Provision of linen papers for fish ponds
	Rehabilitation of cattle dips



<b>Village</b>	<b>Community Need</b>
Nzoweni	Timely provision of free certified seeds, tractor ploughing services, subsidized fertilizers and pesticides
	Provision of livestock vaccination services
	Construction of a cattle dip
	Provision of free indigenous chicks
<b>Co-operatives Development Sub-sector</b>	
Kamuthanga	Provision of market linkages for coffee produce
	Construction of avocado processing plant
Kivutini	Provision of market linkages for avocado produce
	Rehabilitation of Kivuti fruit processing plant
Nzoweni	Provision of market linkages for agriculture and coffee produce
<b>COMMERCIAL, TOURISM AND LABOUR AFFAIRS SECTOR</b>	
<b>Commercial Sub-sector</b>	
Kamuthanga	Construction of 'boda boda' sheds at Kamuthanga and Kwa Ngila
	Construction of market shed for 'mama mboga'
Kivutini	Construction of 'boda boda' sheds at Kipandini, Kivutini and Kyamwilu Magic Corner
	Construction of market sheds at Kituluni and Kivutini
Mutituni	Completion of 'boda boda' shed and market shed at Mutituni market
	Provision of umbrellas to traders at Mutituni market
	Construction of modern market at Mutituni market
Ngelani	Construction of market shed at Ngelani
Nzoweni	Construction of market shed at Nzoweni
	Provision of funding support to traders
	Provision of umbrellas to traders
<b>Tourism Sub-sector</b>	
Kamuthanga	Establishment of a recreational centre at Kamuthanga
Kivutini	Construction of recreational centre at Kya Mwilu
<b>EDUCATION, YOUTH, SPORTS AND SOCIAL WELFARE SECTOR</b>	
<b>Education Sub-sector</b>	
Kamuthanga	Construction of ECDE classrooms and toilets at Kamuthanga and Kwa Kitaa centres
	Construction of a polytechnic at Kamuthanga
	Bursary allocation increment
	Build vocational centre at Ithemboni public land at Sautha village
Kivutini	Construction of ECDE classrooms and toilets and recruitment of teachers at Kasaini and Kivutini primary schools and Kyamwilu village
	Implementation of school feeding program
	Bursary allocation increment
	Construction of a vocational training centre at Kasaini Primary School
Mutituni	Construction of ECDE classrooms and toilets, and recruitment of teachers at Mutituni
	Bursary allocation increment
Nduu	Bursary allocation increment
	Construction of ECDE classroom and toilets at Kiteini ECDE centre
	Support for CBC program
Ngelani	Construction of ECDE classrooms at Kisekini, Kwa Kitaa, Metuma, Ngelani and Yakamete
	Construction of toilets at Metuma, Ngelani and Yakamete primary schools
	Construction of ECDE classroom and provision of learning materials at Ngelani Polytechnic
	Rehabilitation, upgrading and fencing of Ngelani Polytechnic
	Bursary allocation increment
	Provision of adult education
Nzoweni	Implementation of school feeding program at ECDE centres
	Support of CBC program
	Construction of ECDE toilets at Keaa and Kithima
	Sensitization on Nzoweni Vocational Training Center

<b>Village</b>	<b>Community Need</b>
	Bursary allocation increment
<b>Social Welfare Sub-sector</b>	
Kamuthanga	Provision of relief food
	Provision of certificates to women groups
	Provision of loans with low interest rates
Kivutini	Provision of support to the elderly, the vulnerable and PWDs
	Provision of women fund
Mutituni	Provision of funding to women groups
	Provision of 'pesa ya wazee'
	Provision of support to PWDs
Nduu	Provision of additional funds to women groups
	Provision of support to orphans
	Inclusion of PWDs and sensitization of the public
Ngeleni	Identification of the vulnerable
	Provision of employment opportunities to PWDs
	Provision of relief food to the vulnerable
<b>Youth and Sports Sub-sector</b>	
Kamuthanga	Establishment of a youth centre
Kivutini	Provision of balls and sporting kits
	Provision of employment opportunities to the youth
	Establishment of a rehabilitation center
Mutituni	Provision of playground
	Provision of uniforms
	Levelling Lilongwe play grounds
	Youth empowerment through youth fund
Nduu	Provision of employment opportunities for the youth
Ngelani	Provision of balls and uniforms
	Provision of First Aid kits
	Organizing for tournaments
	Levelling of play grounds at Kisekini, Kwa Kitaa, Metuma, Ngelani and Yakamete primary schools
Nzoweni	Provision of relief food
	Organizing for tournaments
<b>ENERGY, INFRASTRUCTURE AND ICT SECTOR</b>	
<b>Energy Sub-sector</b>	
Kamuthanga	Installation of 'mulika mwizi' at Utooni Coffee Factory
	Rehabilitation of 'mulika mwizi' at Kamuthanga, Kwa Ngila and Kwa Vaa
Mutituni	Installation of 'mulika mwizi' at Inyooni, Mutituni market and Uthini
Nduu	Installation of 'mulika mwizi' at Kwa Iuusa and Musilili Junction
	Rehabilitation of 'mulika mwizi' at Kiteini, Mbukoni, Musilili Coffee Factory and Yumbani
Ngelani	Installation of 'mulika mwizi' at AIC Ilumya, Kitengela and Kwa Ngoleni
	Rehabilitation of 'mulika mwizi' at AIC Muvakani, Kavete, Kwa Ndomea Kaloleni, Kwa Ndonga, Kwa Ngoleni, Kwatuti and S.A Kisekini
Nzoweni	Installation of additional 'mulika mwizi' at 680 Mithini, Kithima Primary School and Kwa Kasiva
	Rehabilitation of 'mulika mwizi' at Keaa, Kithima Coffee Factory and Nzoweni VTC
	Completion of installation of 'mulika mwizi' at Kwa Kisanyu
	Electricity supply to Nzoweni
<b>Roads, Transport and Public Works Sub-sectors</b>	
Kamuthanga	Grading of Kwa Nguni Dam – Kyaani – Kwa Kimeu Kioko road
	Completion of the grading of Mutumba road – Muindi Mbingu – Kamuthanga – Nzoweni road
	Surveying and opening of roads at Iviani Stage – Upper Nzuvi, Iviani – Utooni Coffee Factory, Kamuthanga market – Kisyani, Kamuthanga – Kituluni, Kwa Ngila market – Kwa Kithumbi Dam

<b>Village</b>	<b>Community Need</b>
	and Light Christian Church – Nzuvi Central
Kivutini	Grading of Ngomeni – Kaloleni – St. Michael road
	Murraming and construction of drainage and culverts along Ngelani road
	Construction of parking areas at Kyamwilu
	Construction of foot bridge at Kaviti
	Construction of gabions at Kivutini Primary School, Kwa Kaviti, Kwa Kitundu, Kwa Mangea, Kwa Mbaa Mbingo, Kwa Nthangu and Ngomeni – Kasaini Drift
	Installation of sign posts at Kyamwilu
	Opening of Kwa Kisaila road
	Surveying of feeder roads
Mutituni	Construction of gabions and culverts at Iyooni Bridge
	Grading of Mutituni – Itumbule road, Musikitini – Kiteini – Kyalo wa Makindi – Mutituni road and Mutituni – Mbukoni – Kwa Muema – Lita roads
	Grading and murraming of Bamako road
	Grading and construction of culverts at Kwa Mulika – Kiteini road
	Surveying of feeder roads at Upper Uthini
Nduu	Grading of Kwa Kimenye and Musilili – Kakoomeni roads
	Surveying and opening of feeder roads
	Construction of foot bridges at Kasioni, Katendelya, Kwa Kitungo, Musilili and Mutangu
Ngelani	Tarmacking of Kaloleni – Muindi Mbingu road
	Grading of Mailu – Kwa Mutule road
	Grading and completion of Kiluoni – Ngelani road
	Grading and murraming of Yakamete – Ngelani – Kwa Mutumba – Mitaboni road
	Grading, murraming and construction of culverts at Sinai Ngelani – Masai road
	Murraming of Kakomi road
	Construction of culverts along Kwa Mailu road
Nzoweni	Tarmacking of Ngelani – Mitaboni road
	Construction of culverts at Mitaboni, Muindi Mbingu – Keaa, Muinga and Ngelani roads
	Grading of Kwa Simeon – Keaa and Kwa Mang'oi road
	Surveying of all feeder roads
	Completion of Masave road
<b>HEALTH SECTOR</b>	
Kamuthanga	Expansion of the health facility, completion of maternity wards, recruitment of health care workers and casual officers, reticulation of water and power back up, supply and installation of water tank and facilitation of CHVs
	Construction of dispensary
Kivutini	Construction of a health facility
Mutituni	Acquisition of land for expansion of health facility
	Provision of mobile eye clinics, orthopaedic services and additional blood pressure monitor machines
Nduu	Training and facilitation of CHVs
	Construction of dispensary
Ngelani	Construction of Ngelani and Yakamete dispensaries
	Adequate supply of drugs at Yakamete Dispensary
	Upgrading of Kamuthanga Dispensary and construction of maternity wards
Nzoweni	Construction of a health facility at Kithima
<b>LANDS, ENVIRONMENT AND NATURAL RESOURCES SECTOR</b>	
<b>Lands Sub-sector</b>	
Kamuthanga	Utilization of Ithemboni public land at Sautha village
	Land surveying services at reserved areas at Ithemboni
	Surveying of Ithemboni public land at Sautha village for construction of a vocational centre
Mutituni	Surveying of roads and town plan
Nzoweni	Issuance of title deeds

<b>Village</b>	<b>Community Need</b>
	Provision of land surveying services for public land
	Provision of public land for the market at Kavete
	Issuance of title deed at Nzoweni Vocational Training Center
Ngelani	Provision of public land for the market at Kavete
	Surveying of public land
<b>PUBLIC ADMINISTRATION SECTOR</b>	
Kivutini	Establishment of a police post at Kyamwilu
Ngelani	Funding of businesses
	Lowering license fees
Nzoweni	Provision of ward development funds
<b>WATER AND IRRIGATION SECTOR</b>	
<b>Sanitation Sub-sector</b>	
Kivutini	Construction of public toilets at Kivutuni market and Kyamwilu
Mutituni	Construction of toilets at the market, Stage and Westgate
	Demolition of the toilet in the market
	Provision of drainage services
Ngelani	Construction of public toilets at Kavete, Kisekini, Kwa Mutule and Ngelani
Nzoweni	Rehabilitation of Kithima toilet
<b>Water Sub-sector</b>	
Kamuthanga	Construction of water tank stand and installation of a gate valve at Kwa Edward Borehole
	Drilling of boreholes at Kateng'e
	Construction of Kwa Kavuva Mwaki, Kwa Kithumbi and Kwa Nguni dams
	Rehabilitation and piping of Metuma Spring
	Water supply to Kamuthanga primary and secondary schools
	Surveying and desilting of Kwa Kavanyu Dam
Kivutini	Installation of solar panels at St. Michael Catholic Church Borehole
	Supply and installation of water tank at Kyamwilu
	Drilling of boreholes at Kwa Maiso, Kyamwilu, Ngomani and Nthungi
	Reticulation of Kwa Maiso Borehole
	Water supply to Kivutini Primary School
	Construction of Ngome Dam
Mutituni	Drilling of borehole at Kwa Mutuma Spring
	Desilting of borehole at Mutituni Level III
	Installation of solar panels at Uthini Borehole
Nduu	Completion of Mbukoni AIC Borehole
	Conservation of Kwa Kitungulu, Kwa Muange Nyungu, Kwa Muomo, Kwa Ndonga and Kwa Rutu springs
	Maintenance of Musilili Borehole
	Establishment of additional water points at Kiteini Borehole
	Drilling of boreholes at Upper Mbukoni
	Rehabilitation of Kikumbo Earth Dam
Ngelani	Completion of Kwa Mutaui Dam
	Operationalization of Tito Dam
	Farrow water source/line at Kwa Mutaui Dam
	Construction of Ilumya, Kavete and Yiani dams
	Construction of weirs at Kiseki
	Rehabilitation of water tanks and pipes at Ngelani
	Drilling of boreholes at Kavete market, Ngelani market and Yiani Kwa Mutua
	Rehabilitation of Metuma Borehole
	Installation of solar pumping system at Kaloleni Borehole
	Surveying of Kavete water weirs
Nzoweni	Drilling of boreholes at Kithima Coffee Factory, Kwa Ngomo and Muinga
	Rehabilitation of Mithini Borehole

Village	Community Need
	Installation of solar panels at Kyumbuni Borehole and Nzoweni Vocational Training Center Borehole
	Reticulation of Kwa Mutee Water Project
	Construction and fencing of Kwa Kiema, Kwa Kithito and Mithini Kwa Wanyingi
	Supply and installation of water tanks at Kisekini, Metuma, Ngelani and Yakamete primary schools
	Rehabilitation of Kwa Masave Springs and Kwa Mbeve Springs
	Construction of gabions and weirs at Keaa and Kithima rivers
	Construction of dams at Kwa Wanyingi

### 15. Muvuti/Kiima Kimwe Ward

Total Number of Participants: 732

Males: 231 Females: 501 Youth: 184 PWDs: 03

Village	Community Need
<b>AGRICULTURE AND CO-OPERATIVES DEVELOPMENT SECTOR</b>	
<b>Agriculture Sub-sector</b>	
Katoloni	Timely provision of free certified seeds
	Provision of extension services
	Construction of cattle dips
	Operationalization of slaughter house at Katoloni
	Construction of livestock market
	Construction of a slaughter house
	Construction of greenhouses
	Construction of bee hives
	Construction of water pans and weirs and weir dams
	Provision of sack gardening and bag farming
Kipande	Timely provision of farm inputs
	Provision of farmer trainings
Kivandini	Construction of cattle dips
	Construction of a slaughter house
	Construction of green houses
	Construction of bee hives
	Construction of water pans and weirs and weirs dams
	Provision of sack gardening and bag farming
	Provision of breeding chicks and incubators
Mbilini	Provision of farmer trainings
	Provision of tractor ploughing services
	Provision of Agricultural extension services
	Construction of a slaughter house
	Promotion of bee keeping
	Provision of green houses
	Construction of water pans and water weirs and weir dams
	Provision of breeding chicks and incubators
	Provision of sack gardening and bag farming
Muthini	Provision of sack gardening and bag farming
Muvuti	Provision of agricultural extension services
	Enhancement of food security
	Provision of seedlings
	Modern farming to be introduced and training also to be done.
	Construction of cattle dips
	Construction of a slaughter house

<b>Village</b>	<b>Community Need</b>
	Promotion of bee keeping
	Provision of green houses
	Construction of water pans and weirs and weir dams
	Provision of breeding chicks and incubators
	Provision of sack gardening and bag farming
Mwanyani	Timely provision of subsidized fertilizers
	Promotion of bee keeping
	Promotion of drip irrigation
	Provision of green houses
	Provision of seedlings
	Construction of a slaughter house
	Market for harvested trees
	Construction of water puns and weirs and weir dams
	Provision of breeding chicks and incubators
	Provision of sack gardening and bag farming
<b>Co-operatives Development Sector</b>	
Mwanyani	Provision of market linkages for harvested trees
<b>COMMERCIAL, TOURISM AND LABOUR AFFAIRS SECTOR</b>	
<b>Commercial Sub-sector</b>	
Katoloni	Construction of an open air market
	Construction of 'boda boda' sheds and 'Jua kali' sheds
	Construction of business stalls
Kipande	Construction of market sheds at Kaseve market
Muthini	Regulate provision of bar licenses
	Construction of business stalls
Muvuti	Construction of market sheds at Kalumoni
	Facilitation of youths for business
	Construction of 'boda boda' sheds and 'Jua kali' sheds
	Construction of a business stalls
Mwanyani	Construction of business stalls
<b>Co-operatives Development Sub-sector</b>	
Katoloni	Construction of recreational centers
Kiima Kimwe	Establishment of attraction centre at Ithemboni Kwa Jeremiah
	Construction of recreational centers
Mbilini	Construction of recreational centers
	Construction of a tourism centre at Mwania Bridge or Makolooso
Muthini	Construction of recreational centers
Muvuti	Construction of recreational centers
Mwanyani	Construction of recreational centers
<b>EDUCATION, YOUTH, SPORTS AND SOCIAL WELFARE SECTOR</b>	
<b>Education Sub-sector</b>	
Katoloni	Construction of a youth polytechnic
	Bursary increment
	Construction and equipping of ECDE centre
	Construction of ECDE toilets
Kipande	Completion of stalled classrooms at Nthinguni
	Construction of ECDE classrooms at Nthunguni, Mbua Nziu, Wonden and Keseveni
	Bursary increment
	Construction of a polytechnic at Kwa Nthambu
Kivandini	Implementation of school feeding program for ECDE pupils
Mbilini	Construction of youth polytechnics
	Bursary increment and enhance transparency in awarding
	Provision of learning materials

<b>Village</b>	<b>Community Need</b>
	Construction of toilets for ECDE pupils and at every primary school
	Construction of ECDE classrooms
Muthini	Construction of additional ECDE classrooms and recruitment of additional teachers at Muthini Primary School
	Provision of additional bursaries
	Establishment of daycares
Muvuti	Equipping of ECDE classrooms
	Recruitment of ECDE teachers
	Implementation of school feeding program for ECDE pupils
Mwanyani	Establishment of county bursary scheme at Kathaayoni Primary School/Kyangoma
	Establishment of ECDE centre and a vocational training centre at Kathaayoni Primary School/Kyangoma
	ECDE classes
	Youth polytechnic
<b>Social Welfare Sub-sector</b>	
Katoloni	Empower youth (Purchase a jaw crusher and packaging of local balast)
	Establishment of youth polytechnic
Mbilini	Women empowerment
Muthini	Provision of employment opportunities to the youth
	Provision of women empowerment funds
	Establishment of Islamic Foundation at Kathemboni
Muvuti	Provision of relief food at Muvuti
<b>Youth and Sports Sub-sector</b>	
Katoloni	Provision of employment opportunities to the youth
	Provision of equipment
Kaseve	Social hall to be constructed in every village
Mbilini	Youth empowerment
Muthini	Provision of youth empowerment funds
	Establishment of Islamic Foundation at Kathemboni
Muvuti	Construction of youth rehabilitation centres
	Provision of youth training
<b>ENERGY, INFRASTRUCTURE AND ICT SECTOR</b>	
<b>Energy Sub-sector</b>	
Katoloni	Installation of 'mulika mwizi'
	Installation of solar lights at Kwa Kaia, Kwa Kasii, Kwa Kitenge, Kwa Selee and Mangithisyo
Kipande	Installation of security lights at Machakos
Mbilini	Installation of additional 'mulika mwizi' at Kyathavu, Mwanja Bridge and Katwetuyani Baptist
Muvuti	Installation of 'mulika mwizi' at every shopping center
	Transformer to be installed in every village of a population of over 600 people
Mwanyani	Street lighting of Kathemboni – Kathaayoni – Kyungu – Kitui road, Kitui road – Kalomoni/Kaseve and Kyungu – Kyangoma roads
<b>ICT Sub-sector</b>	
Kiima Kimwe	Construction of an ICT centre at Iluvya
Muvuti	ICT centres at Kiima, Muvuti
	Every town to have CCTV cameras
<b>Roads, Transport and Public Works Sub-sectors</b>	
Katoloni	Construction of gabions at Itwiloni, Kyeni, Matangini and Kaumoni
	Opening of roads at Kwa Mbaa, Malonza, Kwa Ngui, Mbithi road, Kwa Mbaluku and Kwa Sammy – Kiliku
	Tarmacking of St. Monica – Iluya road
	Opening of Kwa Jere road and St. Monica road
Kiima Kimwe	Construction of gabions at Kwa Mbaa
	Construction of gullies at Kwa Sayini

<b>Village</b>	<b>Community Need</b>
	Expansion of Kwa Musyoka – Kwa Mbaa – Kwa Mwanzau – Mutindi – Kwa Molandi – Macudonia road
	Opening of Kwa Dere road
Kipande	Construction of drainage and gabions along Kyangundi – Isyokoni road
	Expansion of Kyangundi – Isyokoni and Mikuini – Nthunguni – Kaseve roads
Kivandini	Opening of Kwa Ngundi – Isyokoni road
Mbilini	Grading of water points at Upper Kakinduni, Kwa Muasya and Kwa Kavati Kimboloi
	Murraming of Mwanja – Katwethyani road
Muthini	Grading of Link road – Kwa Nguku – Queens
	Construction of feeder roads at Kwa Tom – Kathale – Kwa Ndovu
Muvuti	Expansion of Kwa Mbaka – Kwa Isaiah – Kwa Kyalo – Ikiwe River road
Mwanyani	Construction of a bridge at Mwanyani market and Machakos – Kitui road
	Tarmacking of Kathemboni and Kathaayoni – Kungu road – Kitui Highway roads
	Opening of roads and construction of culverts and gabions
	Opening of Kitie road, Kyangoi road and Kwakala road
<b>HEALTH SECTOR</b>	
Katoloni	Construction of a health facility
	Construction of Level IV hospital
Kiima Kimwe	Expansion of the dispensary at Kiima Kimwe
Kipande	Construction of health facilities at Kaseve and Mikuini
	Provision of Machakos Insurance Fund
	Upgrading of the dispensary to Level III at Wondeni
Mbilini	Construction of health facilities and facilitation of CHVs
Muthini	Construction of a health facility, recruitment of health care workers, provision of ambulance services and adequate supply of drugs at Muthini
Muvuti	Provision of ambulance services
Mwanyani	Construction and equipping of Kitumbuti/Mwanyani Dispensary
	Conducting medical camps at Mwanyani, Kitumbutu, Makuti Kyangoma and JCC Kathaayoni
<b>LANDS, ENVIRONMENT AND NATURAL RESOURCES SECTOR</b>	
<b>Environment and Natural Resources Sub-sector</b>	
Katoloni	Provision of additional garbage bins at Katoloni
Muthini	Provision of additional garbage bins at Lower Kathemboni and Kwa Nguku
<b>Lands Sub-sector</b>	
Mbilini	Fast track issuance of title deeds and land search services
Mwanyani	Provision of land surveying services
Kiima Kimwe	Provision of Title Deeds
Kaseve	Procurement of stone shaping machine for Mazeras
	Social hall to be constructed in every village
<b>PUBLIC ADMINISTRATION SECTOR</b>	
Kipande	Lowering of license fees at rural based businesses
Muvuti	Establishment of administration offices at Mwanyani market
<b>WATER AND IRRIGATION SECTOR</b>	
<b>Sanitation Sub-sector</b>	
Katoloni	Construction of public toilets at Katoloni
	Construction of a sewer line at Katoloni
Kiima Kimwe	Construction of public toilets
Mwanyani	Construction of public toilets
	Construction of a sewer line
Kivandini	Construction of public toilets
Muthini	Construction of public toilets
	Expansion of Sewer Line
Muvuti	Construction of Public Toilets
Mbilini	Construction of Public Toilets



Village	Community Need
<b>Water Sub-sector</b>	
Katoloni	Extension of Maruba piped water to Maiuni, Kiumuni and Masoso
	Reticulation of borehole water at Katoloni primary and secondary schools
	Desilting of Katundi Dam
	Drilling of borehole at Kathama and Kiliku
Kiima Kimwe	Extension of Maruba Dam to Kwa Sangi, Kyasoo, Kasangi
	Enlarging desilting and Fencing of Dams at Iluvya
	Piping of water from new water company tanks to iluvya dispensary and construction of a big tank
	Scooping and fencing of Kwa katindi dam
Kipande	Surveying and drilling of boreholes
	Construction of earth dams at Ikiwe, Wanzou and Kituvu
	Desilting of dam near ABC Kyangundi
	Establishment of water projects at Kipandini
Kivandini	Completion of boreholes at Kiseveni
	Construction of Mikuini Borehole
	Construction of Nzeveni Borehole (Kitulu)
	Construction of borehole at Kaseve
Mbilini	Water supply at Kyathavu – Kimboloi, Kathwetuyani, Kyathauu and Kalanzoni villages
	Supply and installation of water tanks at Kalonzoni
Muvuti	Construction of sand dams at Mwanja Ikiwe and Iiini
	Desilting of and fencing of earth dam at Kalumoni
	Extension of piped water from Mwanyani to Kiima Kimwe Primary School
	Drilling of boreholes and construction of dams at Muvuti
	Rehabilitation of water pipes from Machakos Water Office – Muvuti Chief's Camp
Mwanyani	Drilling of Mwanyani AIC Borehole
	Construction of dam at Mwanyani
	Drilling of borehole in all the villages
	Construction of water weirs and water pans
Mbilini	Piping of Kakinduni Primary School Borehole water to the surrounding areas
	Provision of water tank
Kivandini	Completion of boreholes at Kiseveni
	Construction of Mikuini Borehole
	Construction of Nzeveni Borehole (Kitulu)
	Construction of borehole at Kaseve

### Masinga Sub-county

#### 16. Ekalakala Ward

Total Number of Participants: 642

Males: 265 Females: 377 Youth: 57 PWDs: 03

Village	Community Need
<b>AGRICULTURE AND CO-OPERATIVES DEVELOPMENT SECTOR</b>	
<b>Agriculture Sub-sector</b>	
Ekalakala	Timely provision of additional free certified seeds, subsidized fertilizers, free tractor ploughing services and seedlings
	Provision of beehives and promotion of bee keeping projects
	Provision of artificial insemination services to dairy farmers
	Provision of extension services and livestock vaccination services
	Provision of fingerlings
	Provision of free indigenous chicks to farmers
	Rehabilitation of Mwenga Cattle Dip

<b>Village</b>	<b>Community Need</b>
Ikaatini	Timely provision of free certified seeds and tractor ploughing services
	Provision of extension services and livestock vaccination services
	Construction of farm ponds and provision of dam liners and sheds
	Provision of beehives and promotion of bee keeping projects
	Provision of artificial insemination services to dairy farmers
Itunduimuni	Timely provision of free certified seeds, subsidized fertilizers, free tractor ploughing services and pesticides
	Provision of artificial insemination services to dairy farmers
	Provision of extension services and livestock vaccination services
	Provision of free indigenous chicks
	Promotion of bee hive program and goat project
	Establishment of tree nursery
	Promotion of fish farming through stocking
Nzukini	Timely provision of free tractor ploughing services
	Provision of beehives and promotion of bee keeping projects
	Provision of artificial insemination services to dairy farmers
	Soil sampling
<b>Co-operatives Development Sub-sector</b>	
Ekalakala	Construction of fruit processing plant at Ekalakala
<b>COMMERCIAL, TOURISM AND LABOUR AFFAIRS SECTOR</b>	
<b>Commercial Sub-sector</b>	
Ekalakala	Construction of 'boda boda' shed at Kwa Nguti stage
	Renovation of Ekalakala market shed
	Fencing of all markets
	Construction of livestock market
	Construction of market sheds
Ikaatini	Construction of market sheds at Ikaatini A & B
	Construction of Ikaatini market shed
	Fencing of all markets
Itunduimuni	Construction of livestock market
	Construction of 'boda boda' shed at Kwa Mbooo stage
	Plastering of market sheds at Kakongo, Kwawanziiu and Mikuyu
	Fencing of all markets
Nzukini	Construction of 'boda boda' sheds at Nzukini market and Wambooo markets
	Grading of market and building of drainages at Wambooo market
	Fencing of all markets
<b>Tourism Sub-sector</b>	
Ekalakala	Gazettement and funding of Ekalakala Kiimani tourist attraction rock site
Ikaatini	Construction of recreation centre at Ndivuni
Itunduimuni	Construction of recreation centre at Itunduimuni
<b>EDUCATION, YOUTH, SPORTS AND SOCIAL WELFARE SECTOR</b>	
<b>Education Sub-sector</b>	
Ekalakala	Construction of ECDE classrooms at Ekalakala Township, Kathini, Kiangeni Primary School, Malanzau, Munandani, Ngulini and St. Michael
	Recruitment of additional ECDE teachers
	Construction of pit latrine for ECDE pupils at Ekalakala Primary School
	Bursary increment
	Upgrading of Ekalakala Vocational Centre and introducing new courses
	Recruitment of additional instructors
	Provision of vehicle for practical lessons
Ikaatini	Construction of ECDE classrooms at Cafeteria, Kwa Kalunde, Mathauta, Kikule and Kwa Mulinga primary schools
	Provision of learning materials to Kikule, Kiluta and Ikaatini ECDE centres and Kikule

<b>Village</b>	<b>Community Need</b>
	Primary School
	Recruitment of ECDE teachers at Ikaatini, Kikule and Kiluta primary schools
	Salary increment for ECDE teachers
	Construction of youth polytechnic
Itunduimuni	Construction of ECDE classrooms at Kwa Kalunde, Kwa Mulinga, Kwa Mutisya, Mathauta and Mikuyu
	Recruitment of additional ECDE teachers at Itunduimuni
	Implementation of school feeding program
	Construction of a polytechnic at Mathauta
Nzukini	Construction of ECDE classrooms at Koo, Kangemi, Kauti, Mavia Maiu areas and at Mukayauni, Wamboo and Wendano primary schools
	Bursary increment at Nzukini
<b>Social Welfare Sub-sector</b>	
Ekalakala	Provision of sanitary towels to primary school girls
Ikaatini	Enrolment to 'Inua Jamii' initiative
	PWD empowerment
	Provision of relief food for mentally handicapped at Ikaatini Primary School
	Provision of PWDs support aids at Kikule Primary School and registered PWDs organized groups
	Provision of sanitary towels to primary school girls
Itunduimuni	Enrolment to 'Inua Jamii' initiative
	Promotion of widows and PWDs support program
	Provision of sanitary towels to primary school girls
Nzukini	Provision of sanitary towels to primary school girls
<b>Youth and Sports Sub-sector</b>	
Ekalakala	Initiate and implement tree planting program, provision of seedlings and chain-link fencing support
	Provision of balls and sporting kits
	Support to the youth in sports
	Youth empowerment
Ikaatini	Youth support programs (youth empowerment and employment)
Itunduimuni	Initiate and implement tree planting program and provision of seedlings
	Provision of balls and sporting kits
Nzukini	Initiate and implement tree planting program and provision of seedlings
	Provision of balls and sporting kits
<b>ENERGY, INFRASTRUCTURE AND ICT SECTOR</b>	
<b>Energy Sub-sector</b>	
Ekalakala	Installation of additional 'mulika mwizi' at Ekalakala market
	Installation of 'mulika mwizi' at Kathini, Munyaka market, Isyukoni Hospital, Kavandani market, Vocational Center, Kiangeni, Kiimani, Malanzau, Mikameni and Munandani markets
	Advocate for solar powered 'mulika mwizi'
	Rehabilitation of 'mulika mwizi' at Ekalakala
Ikaatini	Installation of floodlights at Ikaatini and Kathiini markets
	Installation of additional floodlight at Kathiini market
	Installation of 'mulika mwizi' at Cafeteria, Katethya and Soko Muyo
	Rehabilitation of 'mulika mwizi' at Kathiini market
Itunduimuni	Installation of 'mulika mwizi' at Kahawa market
	Rehabilitation of 'mulika mwizi' at Kwa Wanzilu
Nzukini	Installation of 'mulika mwizi' at Koo, Kauti area, Nzukini and Wamboo markets
<b>ICT Sub-sector</b>	
Ikaatini	Construction of ICT hub at Ikaatini market
<b>Roads, Transport and Public Works Sub-sectors</b>	

<b>Village</b>	<b>Community Need</b>
Ekalakala	Grading and murraming of Easter Hotel – Mlachake Shopping Centre – Kwa Mbai, Ekalakala/Kiangeni Junction – Munandani Primary School – Kwa Munyasya – Thika River, Ekalakala – Isyukoni – Kwa Kata, Ekalakala – Kiangeni Primary School – Kwa Saku, Ekalakala – Kwa Katelu – Ngulini ECDE, Ekalakala – Kwa Njenga – Kwa Kakuli, Ekalakala – Munyaka – Kwa Mutiso, Isyukoni Catholic – Kwa Kalunga – Kwa Matumba, Isyukoni market – Kisooni – Kwa Nzioki Mutuku – Kwa Wambua Manyoka, Isyukoni market – Kwa Joel Makovo – Kwa Mukasa-Isyukoni/Kithyolo Junction, Isyukoni – Munandani – Kiangeni – Munyaka – Kathini –Kakuku – Mikameni, Kakuku Catholic – Kwa Kimole – Kwa Karanja, Kathini Baptist – Kwa Musomi – Kwa Muoka – Malimbani Junction, Kwa Kisilu – Kwa Ndilikasa – Kwa Mukii, Kwa Musila Kathuku – Kwa Kaweu – Isyukoni Ekalakala Junction, Kwa Mwatu – Iani – Kwa Muoka, Kwa Ndisya – Kwa Mutulu – Kwa Mutuku – Kwa Mwenga Earthdam, Kwamwenga Earthdam – Kwa Mutie – Kwa Mwanditi, Malaanzani ECDE – Kwa Karanja – Kwa Kiilu – Kwa Muukilungu, Matangini – Malaanzani – Kwa Ndavi, Munandani market – Kwa Ngumbi – Kwa Nzavai – Ekalakala/Isyukoni junction and Wambiti River – Kwa Nthiwa – Mikameni market – Masinga Dam roads
	Construction of drift and expansion of road at Katitika
	Grading and murraming of Kiangeni – Silanga – Kwa Muthusi – Kwa Kivuva – Polytechnic, Kathini – Ekalakala, Kwa Katiso – Munandani and Ekalakala – Munyaka roads
	Ekalakala market storm water drainage
	Construction of culverts and drifts along Mikuyuni – Mikayaoni road
Ikaatini	Grading and murraming of Kwa Mathaka – Kwa Wanzilu and Kwa Mutua – Mathauta roads
	Grading of Cafeteria – Masewani, Kaluki – Ndivuni, Katethya – Iviani, Kathiini – Kwa Kimbo – Cafeteria – Masewani, Kathiini – Mathauta, Kwa Mathauta – Kahiini, Kwa Mutua – Kwa Ndiku, Mbondo – Mathauta road and Nzioka – Mathauta roads
	Construction of drift and installation of culverts along Katethya – Iviani road
	Construction of culverts/core/weir at Kwa Simon Ngundo – Kwa Mulemba
Itunduimuni	Tarmacking of Ikaatini – Itunduimuni – Masinga road
	Grading and murraming of AIC – Kang'ang'ani, Itunduimuni – Col. Kiluta, Kakongo – Kwawanzilu – Mikuu, Kwa Katu – Kauti Hill, Kwa Rebecca – Kwa Mbatha – Kwa Benjamin, Kwamuithya-Kilimikuyu-Kwa Muoka and Mikuyu – Mukayauni roads
	Rehabilitation of Mathauta bridge
	Construction of drainage, cabro works and street lighting at Itunduimuni, Kwambengei and Kwawanzilu
	Construction of drift along Chanadaria – Itunduimuni road at Kilimikuyu
Nzukini	Grading and murraming of Wamboo – Maua Maiu – Mukangani road
	Grading of Kauti – Kakongo and Kwa Nziu – Kauti roads
	Construction of Kwa Wetu drift
	Bush clearing, grading and murraming Wamboo – Uvaini – Mavia Maiu – Mukayauni road
	Grading and murraming of Kwa Kasau – Kwandeti road
Construction of culverts along Nzukini – Wamboo road	
<b>HEALTH SECTOR</b>	
Ekalakala	Completion of Ekalakala Level III health facility (general ward and mini theater)
	Construction of patients toilets at Ekalakala Level III health facility, more staffing, provision of an ambulance vehicle, provision of hybrid solar panel for backup and additional drugs supply
	Upgrading of Kakuku Dispensary
	Upgrading of Ekalakala Level III Hospital to Level IV
	Provision of X-ray machine and scanning equipment at Level III
	Rehabilitation of toilet in Ekalaka Hospital
	Provision of backup solar power supply at Level III
	Provision of mobile eye clinics and doctors in Level III
	Fencing all dispensaries in Ekalakala ward
Provision of rabies and tetanus injection in the hospital	

<b>Village</b>	<b>Community Need</b>
	Provision of rabies and tetanus injection in the hospital
Ikaatini	Upgrading of Ikaatini Dispensary (construction and equipping of laboratory, construction of maternity wing, Recruitment of additional health care workers, and adequate supply of drugs)
Itunduimuni	Recruitment of specialists and provision of specialized services like X-Ray at Itunduimuni
	Construction of a health facility at Mikuyu
	Fencing, electricity supply and recruitment of a healthcare worker at Kwawanziiu Dispensary
	Supply and installation of water tanks to health facilities at Itunduimuni
	Construction of maternity wing at Kakongo Chandaria
	Recruitment of additional CHVs at Itunduimuni
Nzukini	Construction of laboratory, electricity supply and installation of security lights at Wambo Dispensary
	Construction of laboratory at Nzukini Dispensary
<b>LANDS, ENVIRONMENT AND NATURAL RESOURCES SECTOR</b>	
<b>Environment and Natural Resources Sub-sector</b>	
Ekalakala	Construction of dumping site
Nzukini	Provision of tree seedlings for planting
<b>Lands Sub-sector</b>	
Ekalakala	Issuance of title deeds
	Town planning
	Surveying of public roads
	Surveying of public facilities
	Demarcation of public roads
	Provision of market and plot registrations in the entire Ekalakala ward
	Verification and provision of title deeds for public utility land
Ikaatini	Issuance of title deeds
	Town planning
	Surveying of all markets and public roads
	Demarcation of public roads
	Provision of market and plot registrations in the entire Ekalakala ward
	Verification and provision of title deeds for public utility land
Itunduimuni	Town planning
	Surveying of markets and public land and roads
	Issuance of title deeds
	Demarcation of public roads
	Provision of market and plot registrations in the entire Ekalakala ward
	Verification and provision of title deeds for public utility land
Nzukini	Surveying of public lands and water catchment areas at Isooni and Kwa Mutungi
	Surveying of all markets and health facilities at Nzukini
	Demarcation of public roads
	Provision of market and plot registrations in the entire Ekalakala ward
	Verification and provision of title deeds for public utility land
<b>PUBLIC ADMINISTRATION SECTOR</b>	
Ekalakala	Construction of ward administration office and the office to initiate and oversee establishment of market management committees in the entire ward
	Recruitment of additional public officers
Ikaatini	Construction of administration offices
	Remuneration of village managers
Itunduimuni	Construction of village administration offices
	Remuneration of village managers
	Administration police line at Kwawanziiu
Nzukini	Construction of ward administration office

Village	Community Need
<b>WATER AND IRRIGATION SECTOR</b>	
<b>Sanitation Sub-sector</b>	
Ekalakala	Construction of public toilets at Ekalakala market(Kwaindo), Kiangeni, Malanzau and Munyaka and livestock area
	Construction of public toilets at Wamboo, Mukayauni,Kakongo, Nzukini, Wendano, Ekalakala cattle market toilet, Mikameni, Mikuyu and Itunduimuni
	Rehabilitation of public toilets at Ekalakala
Ikaatini	Construction of public toilets at Kathiini market
Itunduimuni	Construction of public toilets at Itunduimuni, Kahawa, Kakongo, Kwambengei and Mikuyu markets
Nzukini	Construction of public toilets at Mukayauni and Wendano markets
	Construction and rehabilitation of Wamboo public toilets
<b>Water Sub-sector</b>	
Ekalakala	Drilling of Kathini, Kiangeni, Kiimani, Kyeni, Mikameni market and Munandani boreholes
	Drilling and equipping of boreholes at Kiimani, Kiangeni and Isyukoni
	Construction of weirs along Kindaruma, Kwa Mwenga, Kwa Kavivya, Kwa Kathuku, Kwanziu and Wambiti rivers
	Rehabilitation of Kwa Nzioka springs
	Desilting of Kathini, Kiangeni, Kwa Mwenga Earthdams
	Construction of Kwa Mwenga (Kwa Mutua Muthusi), Matithini (Kwa Nzoka) and Ukaakaani dams
	Rehabilitation and reticulation of Kathini Borehole, Kwa Joel Borehole and Kwa Nziu Spring
	Reticulation and distribution of KITWASCO water to cover Ekalakala and surrounding areas of Kakuku and Malanzau
	Establishment of additional water points from Masinga Dam to distribute water in the environs
Ikaatini	Desilting of Kalandini, Kwa Kituku, Kwa Matinga, Kwa Mutisya, Kyangawa and Mangethe dams
	Completion of Kwa Kamulu Earth Dam
	Drilling of boreholes at Col. Kiluta, Kwa Kavumbu, Kwa Mulemba, Kwa Nthenge and Mangethe
	Drilling of a shallow well at Utithini Kwa Ngila
	Reticulation of Ikaatini Borehole
	Construction of sand dams and drifts along Mathauta River
	Construction of weirs along seasonal rivers
	Provision of solar panels at Kangii Well
	Fencing of Mangetheni Dam, Mavia Matune
Itunduimuni	Desilting of Kakongo, Kwa Kalunde, Kwa Michael, Kwa Nyange, Kyangomoa and Mitunguuni dams
	Construction of dams at Kambiti and Kwa Kyenzi
	Drilling of boreholes at Itunduimuni, Kakongo, Kambiti, Kwa Kalunde, Kwa Muiinga, Kwa Mutisya, Kwambengei, Kwamulinga and Mikuyu
	Rehabilitation of Itunduimuni and Kwa Wanziiu boreholes
	Construction of cores at Kwa Muiinga, Kambiti, Kilmikuyu and Mathauta River
	Expansion of Kakongo Dam
Nzukini	Drilling of boreholes at Kitineni, Kauti area, Kwa Mulela, Mukayauni, Nzukini and Wamboo market
	Protection of springs and water catchments
	Surveying and desilting Tivui Dam
	Construction of dam at Milaani area
	Construction of weir along Mavia Maiu River and the river bordering Wendano and Nzukini
	Rehabilitation of Wendano Borehole

Village	Community Need
	Raising of Kwa Mulela Dam

### 17. Kivaa Ward

Total Number of Participants: 706

Males: 211 Females: 495 Youth: 35 PWDs: 12

Village	Community Need
<b>AGRICULTURE AND CO-OPERATIVES DEVELOPMENT SECTOR</b>	
<b>Agriculture Sub-sector</b>	
Eendei	Timely provision of free tractor ploughing services and subsidized fertilizers Provision of fruit tree seedlings Provision of free indigenous chicks
Iiani	Timely provision of free certified seeds, tractor ploughing services, subsidized fertilizers and pesticides Provision of dam liners Provision of green houses with accessories to farmers Provision of free indigenous chicks Training of farmers on dry land farming and surface water harvesting Provision of extension services
Kaewa	Timely provision of free certified seeds, tractor ploughing services and subsidized fertilizers Provision of free indigenous chicks Provision of dam liners for quarter acre program Provision of Brach aria grass
Kithyoko	Timely provision of free certified seeds, tractor ploughing services and subsidized fertilizers Provision of free indigenous chicks
Kivaa	Timely provision of free certified seeds, subsidized fertilizers and tractor ploughing services Provision of dam liners Provision of free seedlings Timely Provision of tractor ploughing services Provision of free indigenous chicks Provision of extension services
Kyondoni	Timely provision of free certified seeds, tractor ploughing services, subsidized fertilizers, pesticides and fruit tree seedlings Provision of free seedlings Provision of extension services Construction of slaughter house at Kyondoni market Provision of beehives and offer farmers training on beekeeping Provision of free indigenous chicks
Miangeni	Timely provision of free certified seeds, tractor ploughing services and pesticides Provision of extension services Provision of dam liners for quarter acre program
Thatha	Timely provision of free certified seeds, subsidized fertilizers and other farm inputs Provision of extension services Sensitization and training of farmers Provision of dam liners for quarter acre program
<b>COMMERCIAL, TOURISM AND LABOUR AFFAIRS SECTOR</b>	
<b>Commercial Sub-sector</b>	
Eendei	Construction of 'boda boda' sheds, kiosks and 'mama mboga' stalls at Eendei market Construction of 'mama mboga' stalls at Kanyonga market Scheduling of market day at Eendei market
Iiani	Construction of market shed at Iiani and scheduling of market day at Iiani market Construction of 'boda boda' sheds at Iiani market

<b>Village</b>	<b>Community Need</b>
	Construction of kiosks in Iiani area
Kaewa	Constituting market committees
	Construction of a modern market with a well drainage system, cabros and market sheds
Kivaa	Fencing of livestock market at Kivaa
	Construction of 'boda boda' shed and livestock market at Kivaa market
	Construction of market sheds at Kivaa, Kuilua, Kyaani, Masaku and Vondeni markets
	Creation of market committess for control and regulation of Kivaa market
	Installation of cabros at Kivaa market
	Construction of cabro works in all markets
Kithyoko	Construction of 'boda boda' sheds and market shed at Kithyoko market and installation of cabro
	Scheduling of market days at Kavenge and Kithyoko markets
Thatha	Construction of market shed
	Banning the use of limper nets
	Open air market at Thatha
Kyondoni	Construction of 'boda boda' sheds
	Construction of modern market sheds
	Construction of modern kiosks at Kyondoni market and Kwa Kyumbo market
<b>Tourism Sub-sector</b>	
Miangeni	Construction of cultural centre at Miangeni
Thatha	Upgrading of Muliluni water shrines and installation of security lights
Kivaa	Construction of a cultural centre in Kivaa
<b>EDUCATION, YOUTH, SPORTS AND SOCIAL WELFARE SECTOR</b>	
<b>Education Sub-sector</b>	
Eendei	Construction of ECDE classrooms at Kyeni Centre, Eendei, Kangundu, Muambani, Muthithu and Ndungoni primary schools
	Recruitment of additional ECDE teachers and implementation of school feeding program at Eendei
	Provision of school infrastructure at Eendei
	Construction of polytechnic at Eendei
Iiani	Rehabilitation of ECDE classrooms at Kiambani, Twamakaa and Uvaini primary schools
	Implementation of school feeding program
	Recruitment of ECDE teachers in all constructed ECDE classes in the area
	Construction of Iiani Vocational Training Centre
	Construction of a dormitory at Iiani Special School
	Construction of swings in playgrounds at all ECDEs in the area
Kaewa	Construction of ECDE classrooms at Itooma, Kamuthumba and Kituneni primary schools, Mukaa Scott and Kanguu
	Recruitment of ECDE teachers at Kamuthumba, Kanguu, Kituneni and Utithini primary schools
	Implementation of school feeding program at Kaewa
Kithyoko	Construction of vocational training schools at Kalamba and Kithyoko Driving School
Kivaa	Recruitment of ECDE teachers at Kilua Centre, Kamunyu, Kivaa, Masaku Primary School, and Vondeni Primary School
	Construction of ECDE classrooms at Kamunyu Primary School, Kiatineni, Kwa Nzau, Vondeni Primary School, Kithuia Centre and Kithoni area
	Construction of a Vocational Training Centre at Vondeni
	Construction of dormitories and recruitment of instructors at Kyumbo Vocational Training Centre
Kyondoni	Recruitment of ECDE teachers at Kikuuni, Kwa Kyumbo, Kyondoni and Mutembuku primary schools
	Provision of school infrastructure at Kyondoni
	Recruitment of additional instructors at Kwa Kyumbo Vocational Centre
	Construction of a Vocational Training School at Kyumbo
Miangeni	Construction of toilets and recruitment of ECDE teachers at Miangeni
	Construction of ECDE classrooms at Iuuma, Kwa Nzui, Mbingo and Sekem



<b>Village</b>	<b>Community Need</b>
	Construction of polytechnic at Kaonyweni Primary School
	Provision of infrastructure at Iuuma Polytecnic
	Provision of school infrastrucure at Miangeni
	Rehabilitation of ECDE classrooms at Iuuma, Kangiuni, kwa nzui, mbingoni and kionyweni.
	Recruitment of ECDE teachers at Iuuma, Kangiuni, kwa nzui, mbingoni and kionyweni.
Thatha	Provision of bursaries
	Recruitment of ECDE teachers at Thatha
	Construction of ECDE classrooms at Ndatani and Ngomeni primary schools
	Construction of polytechnic at Kaliluni Primary School
Kithyoko	Construction of a Vocational Training School at Kalamba and Kithyoko driving school
<b>Social Welfare Sub-sector</b>	
Eendei	Provision of relief food
	Provision of financial support to the elderly
Iiani	Provision of wheelchairs, hearing accessories and other devices for children with special needs
	Provision of relief food
	Provision of financial support to the elderly, widows, PWDs and the vulnerable
Kivaa	Empowerment of PWDs through employment opportunies
	Construction of PWD friendly buildings especially toilets
	Provision of financial support to the elderly
	Provision of relief food
	Funding of women self-help groups
Kyondoni	Provision of wheelchairs and other assistive devices to PWDs
	Provision of relief food
Miangeni	Support to the PWDs
	Provision of relief food to the vulnerable
Thatha	Provision of support to PWDs and funding them
<b>Youth and Sports Sub-sector</b>	
Eendei	Provision of sporting kits to the youth
	Facilitation of youth leagues and seminars
Iiani	Levelling of playground at Iiani ECDE Centre
	Funding of the youth
	Construction of a social hall at Iiani market
Kivaa	Construction of football pitch at Kamunyu and Kivaa
Miangeni	Construction of resource centre
	Provision of trainings to the youth
	Provision of youth empowerment funds
Kyondoni	Levelling of playground at playground
	Funding of the youth
Kivaa	Construction of football pitch at Kamunyu and Kivaa
	Construction of a talent centre at Kivaa
	Funding of the youth
<b>ENERGY, INFRASTRUCTURE AND ICT SECTOR</b>	
<b>Energy Sub-sector</b>	
Eendei	Installation of additional and rehabilitation of ‘mulika mwizi’ at Eendei market
	Installation of ‘mulika mwizi’ at Muambani and Kanyonga markets
	Installation of transformers at Muambani market and Muthithu market
Iiani	Installation of ‘mulika mwizi’ at Kiambani, Twamakaa, Uvaini Dispensary, Uvaini market, Iiani market and Kiseuni market
	Rehabilitation of ‘mulika mwizi’ at Iiani market and Kiseuni
	Installation of transformera at Matithini, Kilaani village and at the Assistant Chief’s Office
	Electricity supply at Uvaini Dispensary Assistant Chief’s Office
Kaewa	Installation of ‘mulika mwizi’ at Kamuthumba, Kanguu market, Kitunei, Mukaa Scott market and Uiini

<b>Village</b>	<b>Community Need</b>
Kithyoko	Installation of ‘mulika mwizi’ at Ngomola market, Kavenge and Kithyoko
Kivaa	Installation of ‘mulika mwizi’ at Kamunyu, Kiileni, Kiilulia, Kivaa, Kuthua and Vondeni markets, Kithoni, Sokomoko and Kithuia market
	Installation of transformer at Twamiao
Kyondoni	Installation of transformers and ‘mulika mwizi’ at Kyondoni market, Nduka Moja, Kyondoni market and Kwa Mutiso home area
Miangeni	Installation of additional ‘mulika mwizi’ at Kalamba, Kaonyweni and Kiangeni, Miangeni, Nguuni market and Kwa Ndangili
	Rehabilitation of ‘mulika mwizi’ at Miangeni
	Installation of transformers at Mbingoni, Kangangini and Kwa Ndangili
Thatha	Rehabilitation and installation of additional ‘mulika mwizi’ at Ndelekeni and Thatha
	Installation of ‘mulika mwizi’ at Inyanzaa, Katisaa and Komangula
<b>Roads, Transport and Public Works Sub-sectors</b>	
Eendei	Grading of Eendei – Kwa Katee, Kanzi/Mukengesya, Kitothyani – Eendei market, Kwa Mutiso – Mutisya Maluki, Kwa Nzui – Kanyonga, Muthithu/Kwa Munywoki, Muthithu/Mungetoni and Muthithu – Kangaundu roads
	Construction of drifts along Kangundu – Kangundu Primary School, Kwa Kasungi, Kwa Katee – Mutinda Kameli, Kwa Kiiro Ithemboni, Kwa Kitunguu, Kwa Nzui and Mukengesya Kwa Musau Mutisya roads
	Rehabilitation of gulleys at Daniel Wambua, Kwa Muia Ngunzi and Kwa Nzui
Iiani	Grading and murraming of Iiani – Kalamba, Iiani – Kiambani – Francis Kimilu Kaua – Kivaa, Kikului – Kiunduani Dam – Iiani, Kiuwani – Kiambani – City Cotton – Kwa Kaambi, Kivaa – Kithyoko Rural, Kwa Mbetu – Silanga – Uvaini, Kwa Mutua Matheka – Kwa Msati – Kwa Musui – Kwa Nzemba Katoni, Kyatune – Kitetus – Kivaa, Twamakaa Primary School – Kwa Lovoti – Kivaa roads, Uvaini Primary School – Kwa Mutevu – Kwa Loise road and City Cotton – Iiani road
	Construction of drift at Kithyoko – Iiani road
	Construction of drift and gabions at Ngangani Kwa Mulumbi
Kaewa	Grading of Catholic – Kwa Nguli – Tulimumbu, Kamuthamba – Kwa Makaa, Kamuthamba – Kwa Nzau – Mbingoni, Katangini – Kituneni – Tulimumbu, Kiimani kwa Nzau – Scort Mukaa, Kioskini – Itooma, Kiuini – Itooma, Kwa Elija – Newlight, Kwa Kiswili – Kamutisya, Kwa Musembi – Kwa Maendeke and Lamini – Kiuni roads
	Construction of drifts along Itooma River and at Kamutisya road
Kithyoko	Grading and murraming of Ielanthi – Ngomolo market, Ielanthi – Thatha and Kithyoko – Perryjane School
	Grading of Komu A – Muthembwa and Nduka Moja – Katisaa roads
	Murraming of Ielanthi – Kamangulu road
	Construction of bus park at Kithyoko market
	Opening of Ielanthi market street road
Kivaa	Grading of Aphostolic – Kwa Munguti – Kithini River – Uvaini, Kamunyu – Josep Kivuva – Munyini kwa Mungala – Rural, Kamunyu – Kasolu – Kwa Mumo – Kwa Mungala – Kwa Esther Rural, Kamunyu – Kwa Kasiva – Kithoni Primary School, Kiangeni – Kamunyu – Secondary – Kithui, Kiangeni – Kamyu & Pino – Kithuia, Kivaa market – Nunguni Primary School – Thaana Dam, Kwa Katoli – Kwa Mbeke – Kwa Malonzi – Kithomi, Kwa Madungu Kiluluini – Kithuia market, Kwa Youth from tarmac road – Mozaia Secondary School, Kyaani market – Matheka, Kyaani – Koo – Kwa Kavata Nzuki, Main road – Kwa Alice – Kwa Kazingize – Kwa Maeke, Main road – Mukodya – Kwa Kilela – Kwa Mbaa Kavita, Main tarmac road – Kwa Itinga – Kwa Kyungu Ndovoini, Matangini – Kithembe road – school Kamunyu, Tarmac road – Kwa Gathogo – Kwa Kitonyi and Tarmac road – Kwa Itinga – Kwa Linga – Kwa Kyungu Ndovoini/Itingi Kwa Katitu roads
	Grading and murraming of Sokomoko road, Kivaa – Kithuia road, Matangili – Kwa Kithembe – Kamunyu Secondary School road and road from the tarmac - Kwa Munandi – Kithuiya market - Kithuiya Primary School
	Grading of roads at Kivaa Health Centre

<b>Village</b>	<b>Community Need</b>
	Construction of culverts at Kwa Mwanzia and near Kivaa market and at Ngangani
	Construction of drifts at Kwa Kivuva, Kwa Mumo and Kwa Munguti and at Ngangani
	Rehabilitation of drainage system at Kivaa market
	Grading, murraming and construction of culverts along Kivaa tarmack – Kithoni market – Kithoni River – Iiani market road
	Construction of a proper drainage system in all markets
Kyondoni	Grading and murraming of AIC Kwa Kyumbu – Kwa Mutisya Musyimi, Kwa Kyumbi Primary School – Kitui border, Kwa Kyumbo VTC– Kitui border, Kwa Mbova – Kwa Mutiso, Kwa Mutangili – Kitui boarder, Kwa Mutua Munyasya – Kwa Kisyima, Kwa Ndulu – Kikuuni, Kwa Ndungo – Kikuuni Primary School, Kyatune – Kikuuni & Livaini, Kyondoni Kaseve – Kwa Mulinge, Kyondoni – Kithyoko River and Makutano – Mutembuku Primary School – Kwa Mbolu roads
	Construction of drift at Iuuma River Kwa Kaunange connecting Kivaa and Kithyoko locations
Miangeni	Grading of Kalamba – Wanasya – Kithyoko River, Kivingo – Nguuni – Ndelekeni, Kwa Kimanzi – Kwa Nziu, Kwa Maluki Muka – Mukengesya River and Nthengathini – Kaonyweni – Miangeni market roads
	Construction of drifts at Kwa Kimanthi (Kangotye), Kwa Kisengi(Miangeni River), Kwa Lole (Nguuni River), Kwa Mbuvi (Nguuni River) and Kwa Ngomo(Kaonyweni River)
Thatha	Grading of Inyanzaa Borehole – Kaliluni Dam – Kwa Muthini Wambua, Kimuuni – Katisaa Primary School, Kwa Kyale – Makongo market – Kwa Kimunduu, Kyuasini – Kimuuni Primary School, Ndatani – St. Veronicah Primary School – Kwa Chief, Thatha market – Kamangulu – Ndatani, Thatha market – Ndelekeni Primary School – Ndelekeni Dispensary, Thatha – Ngiini Dam, Thathe Mission – Muambani – Kwa Madam Mweu and Thathe – Kyusini – Secondary – Mutothya – Nziani ya Nzou AIC roads
	Construction of gabions at Kwa Maku
<b>HEALTH SECTOR</b>	
Eendei	Rehabilitation, construction of a laboratory, recruitment of laboratory technician and additional health care workers, facilitation of CHVs and adequate supply of drugs to Kangundu Dispensary
	Fencing, construction of maternity ward, water supply and supply of anti-venom drugs to Eendei Dispensary
	Upgrading of Kangundu Dispensary to Level III
	Equipping of laboratory, recruitment of laboratory technician and additional health care workers at Eendei Dispensary
Iiani	Construction of a health facility and its infrastructure, provision of ambulance vehicle, recruitment of health care workers and facilitation of CHVs at Iiani
	Construction of a perimeter wall and maternity wing at Uvaini Dispensary
	Expansion of Uvaini Dispensary
	Recruitment of doctors and additional clinical officers at Uvaini Dispensary
	Equipping Uvaini Dispensary with drugs and medical equipments
Kaewa	Upgrading of Kaewa Dispensary, construction of maternity ward, provision of ambulance vehicle, universal healthcare coverage, provision of anti-venom drugs for snake bites and adequate supply of other drugs
	Construction of a health facility at Kamuthumba
	Construction of a men's ward
	Installation of a gate at the dispensary
	Construction of a morgue at Kamuthumba
Kithyoko	Construction of a health facility at Kavenge
	Facilitation of CHVs and supply of drugs at Kithyoko Health Centre
Kivaa	Construction of a health facility for Masaku community
	Construction of mortuary, wards and toilets, provision of ambulance vehicle and supply of drugs at Kivaa Health Centre
	Construction of mobile clinics in Kivaa
	Construction of a men's ward at Kivaa Health Centre
Kyondoni	Rehabilitation of the dispensary, construction of maternity wing and laboratory, fencing and

<b>Village</b>	<b>Community Need</b>
	supply of drugs at Kyondoni Dispensary
Miangeni	Construction of maternity wing and laboratory, provision of ambulance vehicle, fencing, adequate supply of drugs, water supply and electricity supply at Kionyweni Dispensary
Thatha	Upgrading of Ndelekeni Dispensary to Level III
<b>LANDS, ENVIRONMENT AND NATURAL RESOURCES SECTOR</b>	
<b>Environment and Natural Resources Sub-sector</b>	
Iiani	Deployment of cleaners at Iiani market
Kivaa	Deployment of cleaners at Kyaani market
	Provision of dumping site and garbage bins at Kivaa market
Kyondoni	Deployment of cleaners at Kikuuni, Kwa Kyumbo, Kyondoni and Makutano markets
Miangeni	Deployment of solid waste staff at Miangeni
Thatha	Proper solid waste management at Katisaa market, Ndelekeni market, Nyauza and Thatha market
<b>Lands Sub-sector</b>	
Eendei	Provision of physical planning services at Eendei market
Iiani	Provision of land surveying services and physical planning services
Kaewa	Provision of land surveying services
Kithyoko	Surveying of Kithyoko market
Kivaa	Provision of land surveying services
Kyondoni	Provision of physical planning service at Kaseve, Kikuuni, Miamba Itatu and Mutembuku
Miangeni	Surveying of Miangeni market
	Provision of land surveying services
Thatha	Provision of land surveying services on market land
	Provision of physical planning services at Ndelekeni and Thatha market
<b>PUBLIC ADMINISTRATION SECTOR</b>	
Eendei	Construction of administration offices
Kaewa	Construction of administration offices
Iiani	Construction of ward administration offices
<b>WATER AND IRRIGATION SECTOR</b>	
<b>Irrigation Sub-sector</b>	
Kaewa	Provision of irrigation water from Masinga Dam
Kivaa	Water supply to farming lands
Kyondoni	Provision of water for irrigation at Kindaruma – Kyondoni
Thata	Provision of water for irrigation
<b>Sanitation Sub-sector</b>	
Eendei	Construction of public toilets at Eendei market, Muthithu market and Kangundu market
Iiani	Construction of public toilets at Iiani market, Twamakaa market and Uvaini
Kaewa	Construction of public toilets at ‘boda boda’ stage Iiani, Kaewa market stage, Kamuthumba, Kituneni, Kwa Mundu wa Miti and Mukaa Scott markets
Kithyoko	Construction of public toilets at Kavenge, Kithyoko and Ngomola markets
Kivaa	Construction of public toilets at Ngasini, Kivaa, Kithuia, Masaku and Vondeni markets
Kyondoni	Construction of public toilets at Kikuuni, Kwa Kyumbo, Kyondoni, Makutano, Duka Moja and Mutembuku markets
Thatha	Construction of public toilets at Katisaa market, Ndelekeni market, Nyauza and Thatha market
Miangeni	Construction of public toilet at Miangeni, Mbigoni, Kalamba and Kaonyweni markets
<b>Water Sub-sector</b>	
Eendei	Drilling of boreholes at Kanguundu, Kathimbioni, Muambani and Utithini
	Revival of Muthembwa Kanyonga pipeline
	Desilting of Daudi/Masaka Nzyoki and Kanzi dams
	Construction of Kwa Kitungule/Masaka Nzyoki, Kwa Ngule, Muia Kikumbi, Munywoki Dumui and Sangala dams
Iiani	Construction of Charles Mulinge, Kiambani, Kwa Kithimba Mulinge, Kwa Timothy, Mbatha Musati and Muthikwa Mwangangi dams
	Drilling of boreholes at Iiani Primary School, Kiimani Kwa Kimina, Kwa Kithimba Mulinge,

Village	Community Need
	Kwa Muli Wambua, Kyumwa and Muthikwa Mwangangi, at kiambani primary school, Iiani market and Kiseuni market
	Rehabilitation of Uvaini Primary School Borehole
	Desilting of Benard Mativo, Munyao Mati and Uvaini dams
	Construction of weirs at Kwa Francis, Kwa Msati, Mutuku Nzyoki and Muukuni (Ngangani River)
	Construction of cores at Iuuma and along Kithoni River, at Kwa Richard Munyao and Kwa Kilonzo Munyoki
	Rehabilitation of dams in Iiani area
	Provision of water tanks at Kiambani ECDE and Iiani market
Kaewa	Drilling of boreholes at Itooma, Kamuthumba, at mukaa scott market, Kanguu and Kituneni primary schools
	Rehabilitation of Kituneni, Munyiiki and Utithini boreholes
	Supply and installation of water tank at Utithini Borehole
	Desilting of Itooma, Kanguu, Kisaani, Kwa Kitusa, Kwa Mbindyo (Kamathumba), Kwa Mwosa, Kwa Paul Kauu (Kamathumba) and Kwa Pulina (Kamathumba) dams
	Construction of Kwa Nzyoki wa Muasa (Kisaani) and Kwa Sammy dams
	Desilting of water pan at Kalamba
Kithuia	Desilting of water pan at Kithuia
Kithyoko	Rehabilitation of Ielanthi, Kwa Mbiwa and Ngomola boreholes
	Desilting of water pans at Ngomola and Mwatungo
	Desilting of Kamunoo, Kwa Mukui and Mwatungo dams
Kivaa	Desilting of Kimiti, Kivitini, Kwa Luka, Kwa Malinza, Kwa Mbinchio, Kwa Mguni and Muunyini dams
	Construction of Kwa Maingi, Kwa Mithungi, Mutinda Ngaasini, Ngomano ya kwa Kavuta Musyoka, Ngomano ya Kwa Ndivo and Mutisya dams
	Fencing of Kwa Mguni Dam
	Drilling of boreholes at Katangi, Kivaa market, Kwa Kavita, Kwa Makau wa Kiangi, Kwa Mulele, Kwa Musanii, Kwa Mutunga, Vondeni Primary School and Vondeni Shopping Centre
	Rehabilitation of City Cotton, Kamunyu, Kivaa Secondary School and Kwa Mburu boreholes
	Construction of weirs at Kwa Kalonzo/Musyoka, Kwa Munyitha/Francis, Kwa Mutua Maule/Ngaka, Kwa Nguni, Kwa Nguto Mutuku, Kwa Regina /Kitonyi /Kaloki, Lutimiumbu, Nunguni and Yianguni
	Rehabilitation of Kwa Milule and Kwa Musembi Mungalo weirs
	Supply and installation of water tanks at Kivaa Dispensary, Kondeni market, Ngaani market, Vondeni market and Vondeni Primary School
	Water piping - KIWASCO (Nunguni Phase II)
	Rehabilitation of dam in Kithuia
	Desilting of water pan at Kyaani
	Extension of piped water from Kithoni Primary School Borehole to Kithoni market
Kyondoni	Drilling of boreholes at Kikuuni, Kwa Kinyungu, nthenya mutuku, Kyondoni market and Miamba Itatu
	Rehabilitation boreholes at Kwa Muendo Muyimbuli and Kyondoni Secondary School
	Construction of David Kamwea/Mbithi Nguyo (Mutembuku), Kwa Mumina Muthike (Kikuuni), Kwa Musoi (Kaseve), Kwa Nzioki/Musyoki (Kyondoni), Kwa Solar Mulwa, Kwa Ndunge/Jones and Kyalo/Nduleve (Kaseve) dams, dam at kwa kamunyu
	Construction of weirs at Benard Kimenye Kwa Kyumbo, Iuuma Malivuni, Jones/Kamwilu (Kikuuni), Kamwilu/Munyao(Kikuuni), Kwa Daudi/Tom Kaliti(Kyondoni), Kwa Kasia/Kavuu Kisilu, Kwa Kilingu & Kavava, Kwa Kisengi/Mwangangi(Miamba Itatu), Kwa Kisuu/Musyoka Katunyo (Mutembuku, Kwa Kyalo/Nduleve (Kaseve), Kwa Mbithi, Kwa Mbiti/Mutua Kingi (Kaseve), Kwa Mutuku/Muthama Katunda (Iuuma), Kwa Mutunga/Musoi (Kaseve), Kwa Mwandola/Peter (Kikuuni), Kwa Ndiku Kitonyi Iuuma, Kwa Nuna/Mbuvi Ndaita, Kwa Nyara/Mutungu (Mutembuku), Kwa Nzuma/Matheka Kwa Kyumbo, Kwa Peter Jones, Kwa Shedrack/Matuva Kwa Kyumbo, Kyalo/Mulu(Kikuuni), Mumia Muthike/Munyao (Kikuuni),

Village	Community Need
	Muthoka/Muthiani Kikuuni), Mutiso/Musili Kimatu(Kikuuni), Ndunge/Jones Mimba Itatu, Nzioki/Musyoki (Kyondoni), Regina Mutie/Muasya Miamba Itatu and Seda Mulwa (Kaseve)
	Supply and installation of water tanks at Kikuuni, Kwa Kyumbo, Kyondoni and Mutembuku primary schools
	Extension of water pipe from Kwa Kyumbo Polytechnic to Kwa Mukoma, Kwa Nzioka wa Kimilu to Kwa Kyumbo market and from Mutembuku market to Mutembuku ECDE Centre
	Installation of water pipes at Iiani, Kiambani and Mavindi areas
Miangueni	Desilting of Kaonyweni Dam
	Drilling of boreholes at Kalamba and Mbingoni markets
	Rehabilitation of Kaonyweni Borehole
	Rehabilitation of cores at Kwa Kisengi (Miangueni River), Kwa Mulei (Inyanzaa River) and Kwa Nguuni River
	Construction of dams at Damsite, Kitololo, Kwa Maingi (Inyanzaa River), Kwa Maluki, Kwa Matheke, Kwa Mwangangi, Kwa Ndindi, Nguluni and Mutinda Mulela
	Supply and installation of water tank at Kionyweni Dispensary
	Extension of piped water from Miangueni market to Kwa Mang'oi village and Mukengesya village and from Kalama market to Wanasya and from Kalamba market to Kang'ang'ini market
Thatha	Desilting of Kaliluni, Kaunduani, Ketemi five earthdam, Kimuuni, Kwa Nzaani, Mutothya, Ndatani and Ngiini dams
	Construction of Kamboosyo Earthdam and Soweto Dam
	Rehabilitation of Inyanzaa and Ndatani boreholes
	Drilling of boreholes at Kimuuni, Kyuasini and Ndelekeni primary schools
	County government to run KITWASCO water services
	Supply and installation of water tank at Thatha market
	Construction of weirs at Kamangulu Kwa Munywoki, Lower Kamangulu at Kinyenzu, Myumbilili in River Ndooni and Nzouni AIC
	Provision of water tanks at Ngomeni Primary School, Ndatumi Primary School ECDE and at Thatha market

### 18. Masinga Central Ward

Total Number of Participants: 690

Males: 281 Females: 409 Youth: 59 PWDs: 03

Village	Community Need
<b>AGRICULTURE AND CO-OPERATIVES DEVELOPMENT SECTOR</b>	
<b>Agriculture Sub-sector</b>	
Kangonde	Provision of extension services and storage of produce
	Timely provision of free certified seeds and farm inputs
Katulye	Provision of backhoes
	Timely provision of free certified seeds, tractor ploughing services and seedlings
	Provision of free indigenous chicks
	Provision of livestock vaccination services and extension services
	Facilitation of extension officers
Kikumini	Provision of dam liners
	Provision of free indigenous chicks

<b>Village</b>	<b>Community Need</b>
	Provision of veterinary services and extension services
	Timely provision of tractor ploughing services and farm inputs
Masinga	Provision of extension services and livestock vaccination services
	Provision of free indigenous chicks
	Timely provision of free certified seeds, subsidized fertilizers, seedlings, pesticides and other farm inputs
	Provision of dam liners
	Provision of artificial insemination services for high breed grade cows
	Establishment of farm inputs depot (fertilizers, seedlings)
Mikuyuni	Timely provision of free certified seeds, subsidized fertilizers, tractor ploughing services and pesticides
	Provision of extension services and soil testing services
Mukusu	Provision of free extension services
	Timely provision of free certified seeds and subsidized farm inputs
	Promotion of horticulture at Kyangosi
Musingini	Provision of improved livestock breeds
	Provision of extension services and livestock vaccination services
	Timely provision of free certified seeds, subsidized fertilizers, seedlings and tractor ploughing services
	Rehabilitation of Musingini and Mutwamaki cattle dips
	Construction of cattle dip at Kwa Katutu
Musumaa	Provision of extension services and artificial Insemination services
	Timely provision of free certified seeds, subsidized fertilizers, seedlings and tractor ploughing services
<b>Co-operatives Development Sub-sector</b>	
Katulye	Construction of NCPB
Mukusu	Decentralization of NCPB
	Provision of soft loans to farmers at Mukusu
Masinga	Construction of NCPB
	Provision of market linkages for farm produce
<b>COMMERCIAL, TOURISM AND LABOUR AFFAIRS SECTOR</b>	
<b>Commercial Sub-sector</b>	
Kangonde	Open air market and scheduling of market day at Kangonde
	Construction of market shed at Kangonde
Katulye	Construction of 'boda boda' and 'jua kali' sheds at Katothya market and Katulye market
Kikumini	Construction of 'boda boda' and market sheds at Makila and Ulutya markets
Masinga	Construction of 'boda boda' and market sheds at Masinga market
	Construction of livestock yard at Masinga market
	Cabro-paving of Masinga market
	Separation of wholesale and retail markets
Mikuyuni	Construction of market shed at Mikuyuni market
Mukusu	Scheduling of market day at Mukusu market
	Construction of market sheds at Kaukunzi, Kyangosi, Mukusu and Ngetani markets
Musingini	Construction of 'boda boda' sheds at Kavwea, Musingi, Mutwamaki, Kalundu, Kavwea and Mukameni markets
Musumaa	Construction of 'boda boda' sheds at Musumaa
<b>EDUCATION, YOUTH, SPORTS AND SOCIAL WELFARE SECTOR</b>	
<b>Education Sub-sector</b>	
Kangonde	Recruitment of ECDE teachers at Kitangani and Kiuni ECDE centres
	Construction of ECDE classrooms at Miani and Ngungi
	Provision of learning materials for ECDE centres at Kangonde
Katulye	Construction of ECDE classrooms at Makadara, St. Mary's Kwa Mavui and Yandai West
	Recruitment of ECDE teachers at Katulye

<b>Village</b>	<b>Community Need</b>
	Provision of learning materials and implementation of school feeding program at Katulye
	Construction of a youth polytechnic at Katulye
Kikumini	Construction of ECDE classrooms at Kathui, Kikumini, Tulimumbu and Ulutya primary schools
	Recruitment of ECDE teachers and implementation of school feeding program at Kikumini
	Provision of bursaries
Masinga	Construction of ECDE classroom at Kwa King'oli
	Implementation of school feeding program
	Provision of bursaries
	Upgrading and rehabilitation of Masinga Polytechnic (fencing, provision of additional courses and recruitment of additional instructors)
Mikuyuni	Implementation of school and feeding program
	Construction of ECDE classrooms at Kithambiani, Kwasau ECDE centre, Kwasuvu ECDE and Mikuyuni ECDE centres
	Recruitment of ECDE teachers at Kithambiani, Kwa Kaindi, Kwasau, Kwasuvu and Mikuyuni ECDE centres
Mukusu	Recruitment of ECDE teachers at Mukusu Primary School
	Provision of bursaries
	Completion of ECDE classroom at Malimbani Centre
	Construction of vocational training centre at Kithangathini
	Construction of ECDE classrooms at Kathiani, Kyangosi, Makutano Yandei and Mukusu primary schools
Musingini	Provision of learning materials and implementation of school feeding program
	Construction of ECDE classrooms at Kaluluini, Matithini, Mianyani, Musingini, Mutwamaki, Kiageni and Kwa Munyasya primary schools
Musumaa	Construction of ECDE classrooms, recruitment of teachers and provision of learning materials at Musumaa, Kivuthi and Sawasawa primary schools
	Construction of school toilets at Kiimani, Kivuthi, Musumaa and Sawasawa
<b>Social Welfare Sub-sector</b>	
Kangonde	Empowerment of PWDs
Katulye	Provision of counselling programs
	Provision of 'Inua Jamii' funds to the elderly
	Counselling programs
Kikumini	Empowerment of PWDs
	Provision of 'Inua Jamii' funds to the elderly
Masinga	Provision of employment opportunities to the PWDs
	Women empowerment
Musumaa	Empowerment of PWDs
	Provision of 'Inua Jamii' funds to the elderly
Mukusu	Empowerment of PWDs
	Implementation of 'Inua Jamii' program
<b>Youth and Sports Sub-sector</b>	
Kangonde	Youth empowerment
	Provision of employment opportunities to the youth
	Facilitation of sporting activities
Katulye	Trainings to the youth
	Construction of social hall at Katulye
Kikumini	Provision of employment opportunities to the youth
	Facilitation of sporting activities
Masinga	Establishment of sports centre
	Youth empowerment
Mikuyuni	Provision of support to PWDs and the elderly
	Provision of trainings to the youth
	Provision of employment opportunities to the youth



<b>Village</b>	<b>Community Need</b>
Mukusu	Construction of social hall at Mukusu market
	Construction of modern play ground at Mukusu Primary/Secondary schools and initiation of water sports
Musumaa	Youth empowerment through provision of youth fund and employment opportunities at Sawasawa
<b>ENERGY, INFRASTRUCTURE AND ICT SECTOR</b>	
<b>Energy Sub-sector</b>	
Kangonde	Installation of 'mulika mwizi' at Kangonde Rural, Kiuni, Miani, Mililuni, Ngungi, Nguumo and Sinai
	Rehabilitation of 'mulika mwizi' at Centre Kitangani
Katulye	Installation and rehabilitation of floodlights at Katothya market
	Installation of 'mulika mwizi' at Kiluluini and Makongeni markets
	Installation of transformer at Katulye
Kikumini	Installation of security lights and 'mulika mwizi' at Kikumini market
Masinga	Installation of floodlights and streetlights at Masinga market
	Promote use of energy efficient 'jikos'
	Solar powering of security lights at Masinga
Mikuyuni	Installation of 'mulika mwizi' at Kiisini, Kikawa village, Kithambiani market, Kwa Kaindi Primary School, Kwasuvu, Kwosau village, Mangelu, Mikuyuni Dispensary, Ngangani and Ngonano village
Mukusu	Installation of 'mulika mwizi' at Makutano Yandei, Kyangosi market and Kwa Ndolo
	Rehabilitation of 'mulika mwizi' at Kamukunzi, Kyangosi, Mukusu and Ngetani markets
	Solar powering of 'mulika mwizi' at Mukusu
Musingini	Electricity supply to Kaluluini Primary School, Katuta, Kavwea market and Mianyana
	Installation of security lights at Kalundu, Mukameni, Musingini and Mutwamaki markets
Musumaa	Installation of 'mulika mwizi' at Kanani and Kivuthi markets, Lower Sawasawa and Upper Sawasawa
<b>ICT Sub-sector</b>	
Mukusu	Installation of WIFI network at Mukusu market
<b>Roads, Transport and Public Works Sub – sectors</b>	
Kangonde	Expansion of Kiuni ECDE School – Kavwea – Kwa Muia Muinde road, Kyaani Primary School – Kavwea River – Kitangani Primary School and Luka Kamutu – Kwa Mutungas Ilelis – Kyaani Primary School roads
	Grading and murraming of Jonah Kyalo – Musyoka Kiilu – Mikuyuni, Kwalole – Kwa Kisilu – Kyaani Primary School, Main road – Kangonde Dam, Main road – Kavwea market, Main road – Kwa Male – Kalimani Dam – Mutinda Nandi Kiosk and Nthiwa Nthiwa – Kwa Kaesa – Mikuyuni roads
Katulye	Grading and murraming of Katulye Kyeteni road – Kwa Kaesa, Masinga Songea – Katothya market and Ngukemwe – Songa – Kwa Kitili roads
	Grading of Katulye dams site – Kwa Charles, Katulye – Eng. Dm Primary School, Katulye – Kiluluini and Katulye – Makogeni roads
	Construction of drifts at Katothya, Kwa Kising'u and Songea roads
	Installation of bumps at Katulye
Kikumini	Construction of culverts at Main road Kikumini Kwa Malingani – Makila and Ulutya Musumaa – Masinga roads
	Grading and murraming of Main road Kikumini Kwa Malingani – Makila and Ulutya Musumaa – Masinga roads
Masinga	Grading, murraming and construction of culverts along AIC Kiimani – Katotha – Kwa Muthama Ng'ole, Kwa Kalamu – Musumaa, Kwa Kivinda – Germani, Kwa Kuria – Kwa Kimuyu – Komu road, Kwa Mateli – Mukameni road, Kwa Mbaa Ndolo – Kwa Munyweia, Kwa Mutaka – Katulye, Kwa Mwanika Kaesa – Uundani – Ndovoini, Kwa Yenge – Kaesa – Kwa Chief, Kyeeteni Primary School – Mathauta, Masinga Girls' School – Kwa Katuta, Masinga – Kikumini and Musingini – Kwa Kilonzi – Bible school – Kaewa roads
	Construction of a bus park at Masinga market

<b>Village</b>	<b>Community Need</b>
	Tarmacking of Masinga – Kaewa road
Mikuyuni	Construction of a bridge and drift at Mikuyuni Grading and murraming of Jay Academy – Kwazuvis Primary School, Jay Academy – Mikuyuni Secondary School, Kwa Kioko – Kwasuvu Primary School and Kwa Muumbi – Kwasuvu market roads
Mukusu	Construction of culverts along Kwa Maingi – Mwangangi – Nzau Mulige – Kwa Onyango Masaku, Kwa Ndunda – Malimbani – Kiluluini AIC – Ngetani market, Masinga market – Kwa Muli – Kamukunzi – Mukusu – Tulimyumbu – Masaku Ite DC road, Mukusa Secondary School – Kituneni Primary School and Sandemi – Kwa Mwatw – Kasoloi – Kyangoi roads and Kyetemi Construction of drifts at Kamukunzi – Kathayoni – Kathiani Primary School, Masinga market – Kwa Muli – Kamukunzi – Mukusu – Tulimyumbu – Masaku Ite DC and Sandemi – Kwa Mwatw – Kasoloi – Kyangoi roads Grading and murraming of Kamukunzi – Kathayoni – Kathiani Primary School, Katothya – Ngelani – Kyangosi – Kamukunzi, Kwa Maingi – Mwangangi – Nzau Mulige – Kwa Onyango Masaku, Masinga market – Kwa Muli – Kamukunzi – Mukusu – Tulimyumbu – Masaku Ite DC road, Mukusa Secondary School – Kituneni Primary School, Sandemi – Kwa Mwatw – Kasoloi – Kyangoi road, Kyangosi – Ngetani and Kwa Kivoi (polytechnic) – Kaloki – Itunduimoni roads Tarmacking of Kwa Ndunda – Malimbani – Kiluluini AIC – Ngetani market road
Musingini	Construction of drifts at Ikulutumbuni – Kwa Kaseve – Kwa Kiminya, Kwa Bonny – Kwa Maingi, Kwa Kitaka – Kwa Malua, Kwa Kitutungi, Kwa Mbengei – Musingini Resort, Kwa Mutulu – Kwa Kasia in Kyeteni River, Kwa Ndiso – Kwa Mwenga drift, Mambila, Mangetheni – Ghetto, Mianyani – Musingini and Munandani River roads Grading and murraming of Kalundu Catholic Church – Kaluluini Primary School – Muthwamaki, Kavwea – Katangani, Kwa Malua – Matithini – Mianyani – Chembei – Kavwea, Kwa Manywaia – Mukameni town – Junction tarmac road – Kwa Kitungi – Kwa Kanyolo – Kiangeni, Kwa Simba – Kavwea – Kangonde, Mathauta – Kwa Keli – Kwa Mwilu – St. Joseph, Mathauta – Kwa Tomas – Kwa Nyika – Kwa Pius – Kwa Mutangu – Kwa Kiilu – Katuta, Mathauta – Musingini resort – Musingini Catholic Church – Mianyani – Kitangani, Mathuta – Ghetto – Mang'etheni – Kwa Kiiilu – Matithini – Kwa Katuta and Mutwamaki Kwa Jackson – Kwa Kano – Mambila River – Kwa Kasyoka – Kasua Ngove roads
Musumaa	Construction of drifts at Kivuthi Sawa Sawa, Kivuthi – Kiimani, Kwa Kilonzo, Kwa Mbula Mosa and Syondoni – Kwa Muathe roads Grading of Kanani – Musumaa, Kivuthi – Kitambui, Kwa Mwaniki – Kingoo, Masinga – Musumaa – Ulutya, Musumaa – Kwa Mbatha – Mbula – Kaewa and Kwa Kitete – Kwa Mbaa Mbeke roads
<b>HEALTH SECTOR</b>	
Kangonde	Construction of a laboratory, provision of ambulance vehicle and adequate supply of drugs at Kangonde
Katulye	Construction of a laboratory, maternity wards and staff quarters, water supply, provision of anti – venom and anti – rabbies drugs and adequate supply of other drugs Katulye Health Centre Construction of and staff quarters, water supply, provision of anti – venom and anti – rabbies drugs and adequate supply of other drugs Katothya Health Centre
Kikumini	Equipping and installation of electricity at Kikumini Dispensary
Masinga	Construction of staff quarters and mortuary, completion of mini theatre, provision of X-ray services, equipping of dental facility, recruitment of dentist orthopedic surgeon and facilitation of CHVs, vetting of board members and scrapping of registration fees at Masinga Level IV Hospital
Mikuyuni	Construction of laboratory and adequate supply of drugs at Mukuyuni Dispensary
Mukusu	Completion of maternity wards and upgrading of Ngetani Dispensary Upgrading of Mukusu Dispensary and maternity Construction of Kyangosi Dispensary
Musingini	Completion of Kwa Katuta Dispensary Equipping Of Muthwamaki Dispensary Upgrading of Musingini Dispensary, construction of maternity wards, fencing and additional

<b>Village</b>	<b>Community Need</b>
	staffing
Musumaa	Construction of maternity wards, laboratory and staff quarters, provision of ambulance services and adequate supply of drugs at Musumaa Dispensary
<b>LANDS, ENVIRONMENT AND NATURAL RESOURCES SECTOR</b>	
<b>Environment and Natural Resources Sub-sector</b>	
Kangonde	Deployment of cleaners Provision of dumping site
Masinga	Regulation of sand harvesting Provision of dumping site and garbage bins at Masinga market
Mikuyuni	Deployment of cleaners at Mukuyuni market
Mukusu	Regulation of sand harvesting
Musingini	Establishment of nursery beds
Musumaa	Regulation of sand harvesting
<b>Lands Sub-sector</b>	
Masinga	Provision of land surveying services
Mukusu	Issuance of title deeds at Kyangosi Provision of urban planning services Surveying of land at Mukusu
Musingini	Provision of physical planning services at Musingini market Provision of land surveying services at Musingini market
Musumaa	Issuance of title deeds at Kyangosi Provision of urban planning services Issuance of title deeds at Musumaa
<b>PUBLIC ADMINISTRATION SECTOR</b>	
Katulye	Tax review at Katulye
Masinga	Lowering of license and permit fees Scrapping of renovation fees Provision of motorbikes to administrators to facilitate movement Rehabilitation of Masinga sub-county office Team building training to officers
Musingini	Lowering of license fees
Musumaa	Facilitation of officers with airtime and uniforms Provision of motorbikes to facilitate staff movement
<b>WATER AND IRRIGATION SECTOR</b>	
<b>Sanitation Sub-sector</b>	
Katulye	Construction of public toilets at Katulye and Makongeni markets
Kikumini	Construction of public toilets at Makila market
Mikuyuni	Construction of public toilets at Mukuyuni market
Mukusu	Construction of public toilets at Makutano Yandei and Mukusu markets Rehabilitation of public toilets at Ngetani market
<b>Water Sub-sector</b>	
Kangonde	Fencing of dams at Kalimani, Kangonde, Kiuni, Kwa Kaindi, Kwa Mwangi, Kwa Vonzeka and Mililuni Construction of dams at Kalimani, Kangonde, Kiuni, Kwa Kaindi, Kwa Mwangi, Kwa Vonzeka and Mililuni Rehabilitation of Kamoli Ka Ngungi, Kwa Kiwia, Kwa Mulomba, Kwa Mutuku Kangee and Ngungi boreholes
Katulye	Establishment of water points at Eng. DM Primary School, Katothya Borehole – Katothya Primary School, Katothya – Makandaa, Masinga Dam – Katulye village, Ngukemwe Primary School and Kwa Kivinda Drilling of boreholes at Kituneni Secondary School and Ngukemwe Secondary School Rehabilitation of Katothya Borehole Installation of solar panel at Katulye market Borehole

<b>Village</b>	<b>Community Need</b>
	Installation of water tanks at Katothya and Kituneni boreholes
	Construction of weirs at Katothya, Kwa Mavui and Mathauta streams
Kikumini	Construction of gabion at Kwayoko Stream
	Rehabilitation of Kwa Suva and Mang'elu boreholes
	Construction of dams at Katetu village and Kwa DEB
	Fencing and desilting of Kwa Munguti Dam
	Construction of weirs at Katanga Stream
Masinga	Desilting of Kwa King'oli, Kwa Kioki, Kwa Luka, Kyeeteni and Ngenda dams
	Reticulation of Masinga Dam water to Mukusu market, Tulimumbu (KITWASCO)
	Fencing of Kwa King'oli, Kwa Kioki, Kwa Luka, Kyeeteni and Ngenda dams
	Rehabilitation of Kwa King'oli, Kwa Knaini Uundani and Mikuni boreholes
	Drilling of boreholes at Masinga village
	Reticulation of water from Kyeeteni and Masinga market boreholes
	Rehabilitation of Kyeeteni Kambiti Weir
	Elevation of new water tank at Tenathi KITWASCO water
Mikuyuni	Drilling of boreholes at Kwa Ndeto, Kwa Willy, Kwasau Nursery and Kwasuvu Primary School
	Rehabilitation of Kwasuvu and Ngangani boreholes
	Desilting of Kwa Willy, Kwasau, Kwasuvu, Mang'elu and Ngangani dams
Mukusu	Drilling of boreholes at Kithangathini, Mukusu market and Mukusu Secondary School
	Rehabilitation boreholes at Makongeni and Manyanzaani
	Rehabilitation of Mikuyuni Dam
	Drilling of borehole at Yandei Primary
Musingini	Desilting of Ikulumbutuni, Kateingiawa, Kiangeni, Kwa Katuta, Kwa Matinga, Mangetheni, Muangeni and Mutwamaki
	Construction of sand dams at Kateingiawa rivers, Kavwea, Mukaawa, Mutwamaki, Ngai Ndethya and Ngomeni, and at Makutano ya Ndei village
	Rehabilitation boreholes at Manyanza, Kwa Katuta Primary School, Malatani East, Mambila and Yumbuni
	Drilling of boreholes at Kiangeni, Kiluluini, Malatani East, Malatani West, Matithini, Munandani and Sawasawa market
	Rehabilitation of dams at Kwa Sami, Kathayathini
Musumaa	Desilting of Kavingoni, Kavoke and Kwa Mbaa Ndithi dams
	Construction of Kalila, Kamutisya, Nthila and Tulimyambu dams
	Drilling of boreholes at Kivuthi Primary School, Musumaa market, Sawa Sawa area and Utandini
	Rehabilitation of Kithuia, Kwa Kaesa and Kwa Munyema boreholes
	Construction of weirs along River Tulimyambu at Kwa Malonza, Kwa Mueke, Kwa Mwaniki and Kwa Ngithi
	Construction of weirs along River Nthiila at Kwa Kaviti, Kwa Kilonzo, Kwa Kitulu and Kwa Nzambu
	Reticulation of water at Kanani – Musumaa market – Mutanda

### 19. Muthesya Ward

Total Number of Participants: 395

Males: 176 Females: 219 Youth: 64 PWDs: 05

<b>Village</b>	<b>Community Need</b>
<b>AGRICULTURE AND CO-OPERATIVES DEVELOPMENT SECTOR</b>	
<b>Agriculture Sub-sector</b>	
Kathukini	Construction of cattle dip at Kithukini
	Provision of extension services and soil testing services
	Provision of veterinary services

<b>Village</b>	<b>Community Need</b>
	Construction of slaughter houses at Kathukini, Makutano, Mataka and Misuuni
	Provision of seedlings
	Provision of free indigenous chicks
	Provision of storage facilities for farm produce
Kikule	Timely provision of seedlings, subsidized fertilizers, pesticides and free tractor ploughing services
	Construction of cattle dip at Kikule market
	Construction of slaughter house at Kikule market
	Provision of extension services at Kikule
	Provision of storage facilities for farm produce
Milaani	Provision of extension services
	Promotion of fish farming at Milaani
	Provision of free indigenous chicks
	Timely provision of free certified seeds (maize and green grams)
	Timely provision of subsidized fertilizers
	Timely provision of tractor ploughing services
Muthesya	Provision of extension services and veterinary services
	Timely provision of free certified seeds, subsidized fertilizers, pesticides and free tractor ploughing services
	Provision of free indigenous chicks
	Provision of storage facilities for farm produce
<b>Co-operatives Development Sub-sector</b>	
Kikule	Establishment of a co-operative fund
Kithukini	Construction of fruit processing plant
	Construction of NCPB at Kithukini
	Provision of market linkages for farm produce
Milaani	Provision of market linkages for farm produce
	Establishment of a co-operative fund
Muthesya	Provision of market linkages for farm produce
	Establishment of a co-operative fund
	Construction of NCPB at Muthesya
<b>COMMERCIAL, TOURISM AND LABOUR AFFAIRS SECTOR</b>	
<b>Commercial Sub-sector</b>	
Kathukini	Rehabilitation of market shed at Kathukini market
	Construction of a modern market sheds, Kathukini town, Makutano town, Mataka, Kwamboo, Kathiani, Manyatta, Misuuni and Milaani
Kikule	Construction of modern market sheds at Kaumoni, Kikule, Mathenge, Mataka, Kuthea, Kavuti, Kathithyamaa, Lulamba, Muambani and Mwendwa markets
Milaani	Construction of 'boda boda' sheds at Kamaimba, Milaani and Ngwenye
	Improve trade infrastructure at Milaani
	Opening of market at Makutano Kwa G
	Construction of a new modern market at Makuti, Nzii, Kakuyuni, Misuuni, Kamaimba, Kaumoni, Milaani, Miltiaani and Ngwenye
Muthesya	Extension of operating hours of pubs from 2:00 pm – 11:00 pm at Muthesya
	Construction of a new modern market stage at lungulueni, Kwa Kasee and Kikomba
<b>Tourism Sub-sector</b>	
Kithukini	Establishment of beach site at Thika River
	Establishment of tourist site at Kwamboo Hill
Kikule	Establishment of beach site near Thika River
	Construction of museum at Kikule at Ithanga Hills
Milaani	Construction of a tourist centre at Milaani
	Funding local culture at Milaani

<b>Village</b>	<b>Community Need</b>
Muthesya	Promotion of wood carving at Muthesya
	Promotion of culture
	Conservation of shrines at Muthesya
<b>EDUCATION, YOUTH, SPORTS AND SOCIAL WELFARE SECTOR</b>	
<b>Education Sub-sector</b>	
Kathukini	Recruitment of ECDE teachers at Iiani, Kathukini, Kwamboo and Makutano ECDE centres
	Provision of bursary funds at Kathukuni
	Provision of learning materials and implementation of school feeding program at Kathukuni
	Construction of ECDE classrooms at Inyanzaani, Kathiani and Mataka
	Rehabilitation of vocational training centres at Misuuni and KwaMboo
Kikule	Construction of ECDE classrooms at Kavuti, Kikule Primary School, Kuthea, Kingangani, Lulamba, Matheng'e, Muambani and Mwendwa
	Recruitment of ECDE teachers at Kikule Primary School
	Adequate allocation of bursary funds at Kikule
	Provision of learning materials and implementation of school feeding program at Kikule
	Construction of pit latrines in schools at Kikule
	Construction of vocational training centre at Lulamba and Matheng'e
Milaani	Construction of ECDE classrooms at Kamaimba and Nzii primary schools, at Kwa Nguumo, Ngwenye and Milataani
	Recruitment of ECDE teachers at Kamaimba
	Bursary allocation increment at Milaani
	Implementation of school feeding program
	Construction of a vocational training centre at Milaani
	ECDE Centre to move from Ndithini to Muthesya
Muthesya	Construction of ECDE centres and recruitment of ECDE teacher at Muthesya
	Equipping of vocational training centre and recruitment of staff for the vocational training centre at Lungulueni
	Bursary allocation increment at Muthesya
	Implementation of school feeding program and provision of learning materials at Muthesya
	Construction of Special classrooms for students with special needs at Muthesya
<b>Social welfare Sub-sector</b>	
Kathukini	Provision of loans to groups at Kithukuni
Milaani	Construction of a social hall and provision of loans to groups
Muthesya	Construction of a social hall and provision of loans to groups
Ndithini	Construction of a social hall and provision of loans to groups
<b>Youth and Sports Sub-sector</b>	
Kathukini	Provision of sporting kits at Kathukuni
	Levelling and grading of all playing ground
	Provision of youth fund at Kithukuni
	Construction of sports stadium
Kikule	Provision of youth fund at Kikule
	Levelling and grading of all playing ground
Milaani	Nurturing of sports talents and provision of sporting kits at Milaani
	Provision of youth funds and organizing for seminars at Milaani
	Levelling and grading of all playing ground
Muthesya	Construction of stadiums at Muthesya
	Nurturing and promotion of talents
	Provision of First Aid kits for sporting activities
	Recruitment of sports trainers

<b>Village</b>	<b>Community Need</b>
	Rehabilitation of school playgrounds
	Youth empowerment
	Provision of balls, uniforms and boots
<b>ENERGY, INFRASTRUCTURE AND ICT SECTOR</b>	
<b>Energy Sub Sector</b>	
Kathukini	Provision of back up energy for ‘mulika mwizi’ e.g. use of solar panels at Iyaanzani, Kwa Viki, Kathiani, Mataka, Kwa Mboo and Muambani
	Installation of transformers at Kathiani
Kikule	Electrification and installation of transformers at Kathithyamaa, Kavuti, Kaumoni, Kingangaani, Likoni and Mwendwa
	Installation of ‘mulika mwizi’ at Kathithyamaa, Kathiani, Kingaani ,Kavuti, Kikule market, Kuthea, Likoni, Lulamba, Matheng'e and Mwendwa
	Implementation of last mile rural electrification at Kikule
Milaani	Installation of solar powered mulika mwizi at Kamaimba,Nzii, Milaani town and Ngwenye
	Installation of transformers at Ngumo, Ngwenye, Militani
Muthesya	Rehabilitation of ‘mulika mwizi’ at Kaseve Secondary School, Lungulueni, Manyatta and Muthesya
	Installation of transformers Kwa Kasee Shopping Centre, stage, and Kathini
<b>ICT Sub-sector</b>	
Kathukini	Provision of free internet at Kithukini
Kikule	Installation of telecommunication masts at Kikule
	Provision of WIFI
<b>Roads, Transport and Public Works Sub-sectors</b>	
Kathukini	Construction of bridge at Thika River
	Construction of gabions at Kwa Wyclif Mutiso and Kwa Musau
	Construction of culverts at Kwa Kalukuma – Kwa Makau wa Tita
	Opening of Kwa Mukululo – Nziva, Mbaambuto – Kwa Kasee, Kwa Kalukuma – Makauwatita, Kwa Kalukuma – Kwa Makau wa Tita and Kikule – Lungulueni road
	Construction of drifts at Kwa Dini, Kwa Kakuvi, Kwa Kalima, Kwa Katama, Kwa Kilili, Kwa Kingee, Kwa Mundo, Kwa Musau, Kwa Muthoka, Kwa Mutunga, Kwa Ndeto, Kwa Ngwala, Kwa Theresia Nzuki, Mbuti, Mwangeli and Sammy Muoa
	Grading and murraming of Thika road – Kathukuni – Kaliala road, Makutano – Kiwanzana road, Makutano – Kwa Sila – Thika River, Kikomba – Mutuvu Dam, Stage – Kwa Kisilu and Vicky – Iiani road
	Grading of ABC – Kwa Theresia Nzuki – Iiani, Acent – Kwambo market – Mataka – Thika, Iani – Kisitimani – Ndambuki – Kiimani, Kathukini – Kwa Muoki – Kwambo, Kwa Katoni – Kwa Mwangela – Kwambo, Kwa Mwanzia – Kwa Malile, Mataka – Nzomo – Kitheka – Musyoka, Misuuni Nguni – Milaani village and Mwangaza Academy – Kwa Munyara – Kwa Theresia – Manyatta roads
Kikule	Construction of drifts at Kwa Kathongya – Kwa Ndali – Kwa Sammy, Kwa Mathei – Kwa Katuse, Kwa Mbithi Munyao – Kwa Mulwa Ndena – Kwa Samuel Kioko, Kwa Muteti – Kwa Mutua Mutungi – Muooni – Kwa Kadafi, Kwa Mwania, Kwa Kingoo, Kwa Muasya and Kwa Musinga
	Grading, murraming, and construction of drifts and culverts along Kaumoni – Lulamba road, Kiimani (Kyanguku hills) – Muambani – Thika River, Kikule – Kariorkor (spring), Kuthea – Matheng'e – Thika River Matheng'e Stream – Mwendwa – Sokomoko and Muambani – Thika River roads
	Opening of Kavuti – Itangini – Kikule, Kikule – Itangini – Kwa Kuria – Lulamba Primary School – Kaumoni, Kikule – Kathithyamaa – Thika River, Kikule – Kieti’s family – Thika River, Kikule – Likoni – Lulamba, Kikule –

<b>Village</b>	<b>Community Need</b>
	Mwendwa – Thika River, Muooni – Kariorkor – Kikule, Muooni – Kwa Mua – Itangini – Lulamba, Muooni – Muambani – ABC – Kathithyamaa – Kikule and Thika River – Sokomoko – Kuthea roads
	Tarmacking of Kaumoni – Muambani road and Milaani – Kikule – Kathukini – Liani road
Milaani	Construction of bridge at Kwa Mwaka – Tana Ranch
	Construction of culverts along Kwa Mwaka – Militani, Milaani – Kamaimba and Milaani – Kavivila roads
	Grading and murraming of Kwa Mwaka – Militani, Kwa Nguma – Ngulumbu – Yakanan, Milaani Borehole Kwa Elina Mungalo – Kwa Kivuva Kwa Mutinda Mbuyu – Kwa Mary, Milaani – Kamaimba, Milaani – Kavivila and Nguumo AIC – Kwa Amos roads
	Grading and construction of culverts along Kamuimba Primary School – Kosovo road
	Murraming and construction of drifts at Kwa Mwaka – Miu Ya Nganga, Kwa Ngotho – Kwa Kitha roads, Kwa Kitemu, Kamaimba – Kosovo, Kwa Musikali, Kwa Mbatha – Komu Kwa Dominic Katisa, Kwa Mutiso, Kwa Kyungu, Kwa Mbatha wa Kitee and Kwa Kitua
Muthesya	Grading and murraming of Kwa Mbiti – Kwa Kitonyi, Stage – Kwa Kisila, Stage – Kwa Mwanza – Kwa Katoti, Kwa Mbiti – Kwa Kalia – Kwa Mboo road
	Opening road from Kikomba Kavuti, Kikule road, and Kwa Mboo straight to Kwa Kasee
	Grading, murraming, construction of culverts and drifts along Kasee – Kwa Mbiti – Kwa Kitonyi – Staff, Kikomba Catholic Church – Mutuvu, Kwa Kivaya – Kwamboo, Kwa Matumbo – Kwa Kimongo, Kwa Mbiti – Kwa Malile – Kwa Mwanza – Kwa Muasya, Kwa Muinduko – Kaseve Secondary School, Kwa Mukunga – Kwa Ngui – Kwa Kiminza, Lungulueni – Kikule, Manyatta – Kangemi, Muthesya – Lungulueni, Stage Kikomba – Kalia – Muthesya market and Stage Kikomba – Mwanyani roads
<b>HEALTH SECTOR</b>	
Kathukini	Upgrading of Kathukini Dispensary, construction of staff quarters, supply and installation of water tanks and adequate supply of drugs and recruitment of security guards
Kikule	Upgrading of Kikule Dispensary, construction of staff quarters and perimeter wall, provision of ambulance services, recruitment of health care workers, adequate supply of drugs, water reticulation and supply and installation of water tank
	Provision of anti-venom vaccines in all dispensaries and hospitals
Milaani	Upgrading of Milaani health facility, construction of laboratory and maternity wards and provision of ambulance services
	Construction of health facility at Kamaimba
Muthesya	Recruitment of dentist and provision of ambulance services at Muthesya
	Construction of staff quarters at Muthesya Dispensary
	Provision of anti-venom vaccines in all dispensaries and hospitals
	Provision of additional two ambulance vehicles specification land cruiser because of the terrain
	Upgrading and equipping of Muthesya health facility and provision of mobile clinics
	Construction of a health facility at Kikomba
<b>LANDS, ENVIRONMENT AND NATURAL RESOURCES SECTOR</b>	
<b>Environment and Natural Resources Sub-sector</b>	
Kathukini	Regulation of sand harvesting
	Provision of tree seedlings Kathukini



<b>Village</b>	<b>Community Need</b>
	Formulation of policies to control sand harvesting
	Deployment of cleaners at Kwamboo, Makuta, Mataka and Mисуuni
Kikule	Provision of free tree seedlings
	Regulation of sand harvesting
Milaani	Deployment of additional cleaner at Milaani
Muthesya	Formulation of policies to control sand harvesting
<b>Lands Sub-sector</b>	
Kathukini	Provision of physical planning services at Kithukini market
	Issuance of title deeds
Kikule	Provision of physical planning services for the market at Kikule
	Issuance of title deeds
Milaani	Provision of surveying services at Milaani
	Issuance of title deeds
Muthesya	Provision of surveying services at Muthesya
	Issuance of title deeds
<b>PUBLIC ADMINISTRATION SECTOR</b>	
Kathukini	Construction of ward administration offices at Kithukini
	Recruitment of a village administrator at Kathukini
	Facilitation of ward administrator at Kithukini
	Provision of administration uniforms at Kithukini
Kikule	Construction of administration office at Kikule
	Recruitment of cleaners at Kikule
	Deployment of inspectorate officers at Kikule
	Facilitation of transport for county officers at Kikule
Milaani	Lowering of license fees
	Decentralization of public administration offices
Muthesya	Decentralization of public administration offices
	Lowering of penalties and business permit fees
	Introduction of one consolidated license for trade
	Construction of a police post.
	Facilitate applying for licenses once and annual renewal
<b>WATER AND IRRIGATION SECTOR</b>	
<b>Sanitation Sub-sector</b>	
Kathukini	Construction of public toilets at Kathiani, Kathukini, Kwamboo, Mataka, Kwa Vicky and Mисуuni
Kakule	Construction of public toilets at Kaumoni, Kikule, Lulamba, Muambani Kuthea, Kavuti, Kathithiamaa and Mwendwa markets
Milaani	Construction of public toilets at Kamaimba, Milaani, Mitetani, Ngwenye, Kwa Elijah, Kakuyuni, Kosovo and Nzii
Muthesya	Construction of public toilets at Lungulueni, Manyatta – Kangemi, Kwa Kasee, stage and Muthesya
<b>Water Sub-sector</b>	
Kathukini	Drilling of boreholes at Makutano, kwa muthenza, inyanzani, Kwa Kalondu, Kwa Mwilu, Kwa Ndila, Makutano and Mataka
	Construction of dams at Inyanzaani, Kwa Mueke, Kwa Theresia Nzuki, Kwa Musyimi Muasa Wambua, Ndambuki at Iiani Mисуuni, Kathukini, Kwa Mboo, Mataka and Muambani
	Construction of weirs at Kavaili in Iiani, Kwa Kilili and Kwa Nguli
Kikule	Construction of weirs at Kariokor Stream – Kwa Mbithi, Kwa Muasa and Kwa Mulwa Ndea
	Construction of weirs at Katiti Stream at Kwa Kung'u, Kwa Muli, Kwa Muya, Kwa Mwanzia, Kwa Ndulyu and Kwa Somba; Kwa Mutisya Stream at Kwa Henry, Kwa Mbithi and Kwa Munyao; Muteti Stream at Kwa Kiala, Kwa

Village	Community Need
	Moses, Kwa Kimondolo, Kwa Muteti and Kwa Mutunga; Mwalulu Stream at Kwa Annah Kituku, Kwa Kaloki and Kwa Muasya, Muooni Stream at Kwa Jacqueline, Kwa Kimeu, Kwa Mweu and Kwa Pauline
	Reticulation of borehole at Kikule, Kuthea, Lulamba and Muambani
	Drilling of boreholes at kwa Sammy, King'ang'ani, Kyanguku, Likoni, Matheng'e, Kaumuoni and Mwendwa
	Construction of dams at John Mutua Mutungi, John Mwanzia Kieti, Kwa Kitolo, Kwa Mbevi, Kwa Samuel Kioko, Lazarus Mutune King'esi, Patrick Mbithi, Paul Mutua Mutisya and Peter Maingi, Mathenge, Kikule, Lulambaa, and Mwamabani
	Rehabilitation of boreholes at Kikule and Lulamba Springs
	Rehabilitation of wells at Kariorkor, Kwa Kalungu Kwa Mwalulu, Kwa Mbithi Munyao, Kwa Mule, Kwa Mwoa and Kwa Sunza
Milaani	Construction of drifts at Kwa Mbisi wa Nduva, Kwa Telesia and Nzii River
	Drilling of boreholes at Kakuyuni market, Kwa Muema Farm, Kalulini, Kamaimba Primary School, Milaani Primary School, Nguumo, Ngwenye and Nzii Primary School
	Rehabilitation of springs at Kwa Kitemu
	Reticulation of water from Militani borehole to St. George and Milaani
	Construction of a new dam Kamaimba, Milaani, Nzii and Ngwenye
Muthesya	Conservation of springs at Muthesya
	Desilting and fencing of Kwa Nduva and Mutura dams
	Drilling of boreholes at Kaseve Secondary School, Katunga, Kwa Mbaluto, Kyaume, Mayatta market and Muthesya Secondary School
	Rehabilitation of boreholes at Kwa Kasivu, Lungulueni, Munyiiki village and Syomumbu
	Supply and installation of solar panels at Kikomba Borehole
	Construction of weirs at Kwa Muia, Kwa Mutio and Kwa Mwania Stream

## 20. Ndithini Ward

Total Number of Participants: 316

Males: 93 Females: 223 Youth: 35 PWDs: 06

Village	Community Need
<b>AGRICULTURE AND CO-OPERATIVES DEVELOPMENT SECTOR</b>	
<b>Agriculture Sub-sector</b>	
Kasuvilo	Timely provision of tractor ploughing services and farm inputs
	Timely provision of subsidized fertilizers
	Provision of fruit tree seedlings
Kiatineni	Timely provision of free certified seeds, subsidized fertilizers and tractor ploughing services
	Provision of agricultural extension services
Mananja	Timely provision of free certified seeds and other farm inputs
	Timely provision of subsidized fertilizers
Ndithini	Timely provision of subsidized fertilizers
	Provision of agricultural extension services
	Provision of free indigenous chicks to farmers
	Construction of cereal store at Ndithini market
	Installation of green houses for farmers
	Construction of a cattle dip at St. Michael
	Rehabilitation of Malumani Kathome Cattle Dip
<b>Co-operatives Development Sub-sector</b>	
Kasuvilo	Provision of market linkage for fruit products

<b>Village</b>	<b>Community Need</b>
Kiatineni	Provision of market linkage for fruit products
Mananja	Provision of market linkage for fruit products
Ndithini	Construction of a fruit processing plant at Ndithini market
	Provision of market linkage for fruit products
<b>COMMERCIAL, TOURISM AND LABOUR AFFAIRS SECTOR</b>	
<b>Commercial Sub-sector</b>	
Kasuvilo	Construction of 'boda boda' sheds at Masini, Kwa Muthike and Mathingira markets
	Construction of market sheds at Kwa Muthike, Masini and Mathengetu markets
Kiatineni	Completion of construction of market sheds at Kiatineni, Ndovoini and Tana markets
	Construction of 'boda boda' sheds at Kavilila Ndovoini and Tana markets
	Scheduling of market day at Kiatineni market
Mananja	Construction of market sheds at Likoni and Mananja markets
Ndithini	Construction of 'boda boda' sheds and market sheds at Kawethei, Ndithini, Mbusyani, Kiatineni, Tana Ranch and Ndovoini Market
	Construction of market sheds at Ndithini/Kawethei
	Scheduling of market day at Ndithini market
	Construction of 'boda boda' sheds at Canteen Kawethei/Ndithini markets and at St. Michael
<b>Tourism Sub-sector</b>	
Mananja	Construction of 'boda boda' sheds and market sheds at Masini, Kasuvilo, Mananja, Mori Farm, Kwa Muthike and Mathingira markets
	Establishment of attraction sites at Masini and Tumutumu
Ndithini	Promotion of cultural festivals at Ndithini ward
	Establishment of attraction site at Tana Ranch
<b>EDUCATION, YOUTH, SPORTS AND SOCIAL WELFARE SECTOR</b>	
Kasuvilo	Construction of additional ECDE classrooms and latrines/toilets for pupils and teachers at Masini market and Kwa Muthike market
	Construction of ECDE classrooms at Kasuvilo, Katulye and Tumutumu primary schools
	Recruitment of additional ECDE teachers and provision of learning materials at Kasuvilo
	Rehabilitation of ECDE classrooms at Masini
	Construction of an ECDE centre and a latrine/toilet for pupils and teachers at Tumutumu Primary School
	Construction of fully equipped ECDE centres at Duka moja and Kwa Kivuw'a
Kiatineni	Construction and equipping of Kivutini Primary School in Kiatineni and provision of learning materials
	Construction of an ECDE centre that is fully equipped at Mathunguli
Mananja	Recruitment of ECDE teachers at Mananja
	Provision of learning materials at Manguli and Murifarm ECDE centres
	Construction of fully equipped ECDE centres at Kyaume village and Makueni
Ndithini	Construction of ECDE classrooms and recruitment of teachers at Kawethei, Kivani, Ndithini and St. Michael
	Construction of an ECDE centre that is fully equipped at Canteen
	Provision of learning and playing materials and implementation of school feeding program
	Rehabilitation, recruitment of instructors and introduction of ICT courses at St. Zeno
	Upgrading of St. Zeno Polytechnic to TVET institution
<b>Youth and Sports Sub-sector</b>	
Kiatineni	Levelling of playing grounds at Kivutini Primary School, Kavelila Primary School and Mbusyani Primary School
Ndithini	Organizing for youth tournaments
	Levelling of playground at Kawethei, Kivani, Ndithini and St. Michael primary schools
Mananja	Levelling of playing grounds at Manguli and Ndela primary schools and Mananja Secondary School
<b>ENERGY, INFRASTRUCTURE AND ICT SECTOR</b>	
<b>Energy Sub-sector</b>	

<b>Village</b>	<b>Community Need</b>
Kasuvilo	Installation of solar powered ‘mulika mwizi’ at Masini
	Rehabilitation of ‘mulika mwizi’ at Kwa Muthike, Mathingira and Tumutumu
	Provision of electricity at Masini market
	Installation of transformers and solar powered street lights at Masini Market
Kiatineni	Installation of additional ‘mulika mwizi’ at Kavilila, Kiatineni, Mbusyani, Ndovoini and Tana markets
	Installation of solar powered street lights at Kiatineni market
	Rehabilitation of existing ‘mulika mwizi’ at Kiatineni area
Mananja	Installation of additional ‘mulika mwizi’ at Mananja
	Rehabilitation of ‘mulika mwizi’ at Mananja and Likoni
	Installation of transformer at Likoni market
	Installation of solar powered street lights at Kayole, Kivingo and Likoni markets
Ndithini	Installation of additional ‘mulika mwizi’ at Ndithini, Canteen and Kathome markets
	Rehabilitation of ‘mulika mwizi’ at Kivani, Kawethei, St. Michael and Kathome markets
	Installation of solar powered street lights at Ndithini market and Canteen market
<b>Roads, Transport and Public Works Sub-sectors</b>	
Kasuvilo	Construction of Masyana and Ndela bridges
	Grading of feeder roads at Kwa D.O – Masyana road and Kwa Muthike – Kakuyuni road
	Grading of feeder road from Katulye – Kwa Nganga, Kasuvilo market – Duka Moja market, Kasuvilo – Mananja Health Centre, Kwa Kivuw’a – Mathunguli and feeder road from Masini – Ndovoini
	Murraming of Kwa Muthike road – Masyana, Mananja – Masini Masini – Ndovoini and Masini – Kwa Kivuwa roads
Kiatineni	Grading of Kiatineni and Kwa Katumbi roads
	Grading and murraming of Ndovoini Mchoka Kitini – Ndovoini – Kiatineni roads
	Rehabilitation of Kiatineni – Mbusyani and Ndovoini suction bridges
	Rehabilitation of culverts along Kiatineni – Mithini road – Ndovoini ABC road
	Grading of the feeder road from Kiatineni (Myuu River) to Junction via Kwa Kanini Muthiani, Kiatineni market – Mithini Junction road, Ndovoini – Kwa Mutuku wa Ng’ang’a road, Green Primary School – Mbaa Mwingenyu road, Mbusyani – Kiathani Junction road, Mbusyani – Kavilila road, Ndovoini – St. Michael road, Ndovoini – Ivingoni road and Ndovoini – Tana Ranch road
Mananja	Grading of feeder road at Mananja – Mananja Parish
	Construction of roads from Kitini – Mananja market – Kasuvilo market – Masini market – Kwa Kivuw’a
	Grading of feeder roads from Kivingoni – Ndela market, Kivingoni – Kaewa Kayole – Manguli, Kayole – Kamwana, Mananja market – Makueni, Mananja – Likoni, Mananja – Kyaume and road from Kwa Mumbua – Kwa Muthike
	Tarmacking of Kitine – Ndithini road
Ndithini	Construction of drifts at Canteen, Kawethei St. Zeno and Kwa Kalondu
	Grading of all feeder roads
	Grading of Kikomba – Kivani road, Ndithini market – Kivani market road and Kawethei – Inyanzaane road
	Murraming of Stage – Naitira and Kawethei – St. Michael roads
	Construction of Kathunthi – Mbusyani road
	Tarmacking of St. Michael Ndithini – Mbusyani road
<b>HEALTH SECTOR</b>	
Kasuvilo	Construction of maternity wards, staff quarters, provision of additional services and adequate supply of drugs at Kasuvilo
	Recruitment of additional health care workers at Mananja Health Centre
	Recruitment of additional health care workers at Mathengetu Dispensary
	Construction of a maternity wing at Mananja Health Centre and fencing of the same
	Provision of water by sinking a borehole or connection from Kasuvilo Primary School

<b>Village</b>	<b>Community Need</b>
	Borehole
	Provision of a new ambulance at Mananja Health Centre
	Fencing and piping of water at Mathengeta Dispensary
Kiatineni	Upgrading of Kiatineni Dispensary to Level III (fencing, construction of wards and maternity wing, construction and equipping of a laboratory and additional staffing)
	Construction of a new dispensary at Tana Ranch
Mananja	Construction of staff quarters and laboratory at Ndela Dispensary
	Construction of a dispensary at Kayole
Ndithini	Expansion and upgrading of Ndithini Level IV (completion of hospital wards, construction of staff quarters, establishment of mini-theatre, equipping of the maternity ward and provision of X-ray services)
	Completion of Ndithini Level IV Hospital
	Provision of community outreach services/construction of a dispensary at Kivani
<b>LANDS, ENVIRONMENT AND NATURAL RESOURCES SECTOR</b>	
<b>Environment and Natural Resources Sub-sector</b>	
Kasuvilo	Provision of garbage bins in all markets
Kiatineni	Deployment of additional cleaners at Kiatineni
	Provision of garbage bins in all markets
Mananja	Provision of garbage bins in all markets
Ndithini	Provision of garbage bins in all markets
<b>Lands Sub-sector</b>	
Kasuvilo	Beaconing and surveying the public utilities and issuance of title deeds
Kiatineni	Beaconing and surveying the public utilities and issuance of title deeds
Mananja	Beaconing and surveying the public utilities and issuance of title deeds
Ndithini	Surveying of Canteen and Kathome markets and St. Michael
	Beaconing and surveying the public utilities and issuance of title deeds
	Issuance of title deeds to Kawethei and Drake residents
<b>PUBLIC ADMINISTRATION SECTOR</b>	
Kasuvilo	Construction of village administration offices
Kiatineni	Construction of ward and village administration offices
	Deployment of village administrators
	Facilitation of staff movement by procuring utility vehicles
Mananja	Construction of village administration offices
Ndithini	Construction of village administration offices
	Timely issuance of business permits
	Timely revenue collection
<b>WATER AND IRRIGATION SECTOR</b>	
<b>Irrigation Sub-sector</b>	
Kasuvilo	Provision of water for irrigation
<b>Sanitation Sub-sector</b>	
Kasuvilo	Construction of public toilets at Kwa Muthike, Masini, Mathingira, Tumutumu market and all markets
Kiatineni	Construction of public toilets at Kavilila, Ndovoini, Mbusyani, Tana market and all markets
	Completion of construction of public toilets at Kiatineni market
Mananja	Construction of public toilets at Kivingo and Likoni
	Construction of toilet at Kayole market
	Maintenance of toilets at Kayole market
Ndithini	Construction of modern public toilets at Kawethei Shopping Centre Ndithini market and all markets
<b>Water Sub-sector</b>	
Kasuvilo	Construction of Katulye, Masini and Mathengetu dams
	Construction of weirs at Katulye and Musyana streams and at Ndela River
	Drilling of Kasuvilo Katulye, Kwa Muthike, Mathengeta, Mavumbuni and Tumutumu

Village	Community Need
	boreholes
	Construction of water pans at Duka Moja, Kasuvilo, Kwa Kivuw'a, Mathengeta and Kwa Muthike
Kiatineni	Construction of additional dams at Kiatineni area
	Construction of dam at Ndovoini – Kwa Mutiso
	Construction of weirs at Muiya Nyang' a River
	Desilting of existing dams in Kiatineni area
	More reticulations in Kiatineni
	Drilling of boreholes at Kavilila market area Kiatineni and Tana areas
	Construction of water tank stands at Ndovoini Borehole
	Drilling of a borehole at Kavelela and Tana Ranch
	Construction of water pans at Kavilila, Ndovoini, Tana Ranch and Mbusyani
Provision of more water from the existing borehole at Kiatineni and Mbusyani	
Mananja	Maintenance of Mananja Water Project
	Desilting and enlargement of Kamwana and Kavombo dams
	Treatment of Murifarm Water Project
	Upgrading of solar supply to electricity and provision of a transformer at Mori Farm Dam
	Provision of an electric power water pump at Mori Farm Dam
	Provision of water reservoirs tanks and distribution of the same
	Construction of water pans at Makuen and Katulya
	Drilling of boreholes at Makueni, Kyaume and Ndela
Ndithini	Completion of Kwa Mbekenzu Borehole drilling
	Construction of Kawethei earthdam
	Construction of weirs at Kwa Kalondu, Kwa Kilonzo and Kwa Musembu Mutula streams, Mbusyani B, St. Michael and St. Zone Stream
	Drilling of boreholes at Kivani Shopping Centre Malumani Kathome Cattle Dip, Mutini village and Ndithini market
	Installation of motor at Ndithini market Borehole
	Supply and installation of water tanks at Kawethei, Kivani ECDE centre, Ndithini ECDE centre, Ndithini health facility, St. Michael ECDE and St. Zone Vocational Training Centre
	Rehabilitation of Ndithini market Borehole and supply and installation of water tank
	Construction of water pans at St. Michael and Kawethei
	Rehabilitation of a borehole at Ndithini market

## Matungulu Sub-county

### 21. Kyeleni Ward

Total Number of Participants: 436

Males: 168 Females: 268 Youth: 139 PWDs: 0

Village	Community Need
<b>AGRICULTURE AND CO-OPERATIVES DEVELOPMENT SECTOR</b>	
<b>Agriculture Sub-sector</b>	
Kituluni	Timely provision of free certified seeds, subsidized fertilizers and tractor ploughing services
	Provision of extension services
	Promotion of bee keeping and dairy farming
	Promotion of drought resistant crops
	Sensitization and training on fish farming
Kwale	Timely provision of farm inputs
	Training of farmers on poultry and dairy farming
	Provision of seedlings for fruit farming e.g. oranges, avocado and pawpaw

<b>Village</b>	<b>Community Need</b>
	Provision of fish fingerlings and free indigenous chicks
	Provision of veterinary services
Kwosau	Timely provision of free certified seeds, free tractor ploughing services and subsidized fertilizers
	Provision of livestock vaccination services
	Rehabilitation of Ndivu Cattle Dip
	Provision of fruit tree seedlings
Kyeleni	Establishment of cereal board at Kyeleni market
	Timely provision of free certified seeds and free tractor ploughing services
	Provision of fish fingerlings and free indigenous chicks
	Provision of farmer trainings
	Rehabilitation of cattle dip
	Provision of silos
	Provision of seedlings for fruit farming e.g. oranges, avocado and pawpaw
	Provision of veterinary services
Ngalalya	Provision of seedlings for fruit farming e.g. oranges, avocado and pawpaw
	Provision of fish fingerlings and free indigenous chicks
	Provision of veterinary services
Nzambani	Timely provision of free certified seeds, tractor ploughing services, subsidized fertilizers and pesticides
	Construction of a cattle dip
<b>Co-operatives Development Sub-sector</b>	
Kituluni	Establishment of dairy co-operatives societies
<b>COMMERCIAL, TOURISM AND LABOUR AFFAIRS SECTOR</b>	
<b>Commercial Sub-sector</b>	
Kituluni	Construction of public toilets at Kikuyuni and Mililu markets
	Construction of 'boda boda' sheds
Kwale	Construction of market sheds at Kwale and Ngalalya markets
	Construction of 'boda boda' sheds
Ngalalya	Construction market sheds at Kikuyuni and Mililu market
	Permits to be considered with geographical details
	Construction of 'boda boda' sheds
Nzambani	Construction of market shed at Malikiti
<b>Tourism Sub-sector</b>	
Kituluni	Fencing of Ol donyo Sabuk Game Park
Ngalalya	Fencing of Ol donyo Sabuk Game Park due to human and wildlife conflicts
Nzambani	Fencing of Ol donyo Sabuk Game Park
<b>EDUCATION, YOUTH AND SOCIAL WELFARE SECTOR</b>	
<b>Education Sub-sector</b>	
Kituluni	Construction of ECDE classrooms, provision of learning materials and recruitment of ECDE teachers at Kituluni
	Implementation of school feeding program at Kasioni, Kasivi, Kikuyuni and Mililu
	Completion of hostels at Kituluni VTC, equipping and recruitment of instructors
	Provision of bursaries
Kwale	Construction of ECDE classrooms, recruitment of teachers and implementation of school feeding program at Kwale and Ngalalya
	Rehabilitation, equipping and recruitment of instructors at Kwale Youth Polytechnic
	Construction of a youth resource centre, with a library and computer lab with steady Wi-Fi in the polytechnic specifically at Kwale
	Construction of a school to help the PWDS in Kyeleni ward
Kwosau	Construction of ECDE classrooms at Kimanza and Ndulya primary schools
	Recruitment of ECDE teachers and implementation of school feeding program at Kwosau
	Bursary allocation increment at Kwosau
Kyeleni	Provision of learning materials, recruitment of ECDE teachers and implementation of school

<b>Village</b>	<b>Community Need</b>
	feeding program at Kyeleni ECDE centres
	Construction of Kyeleni Polytechnic and recruitment of instructors
Ngalalya	Construction of a school to help the PWDS in Kyeleni ward
Nzambani	Recruitment of ECDE teachers at Kiatineni and Nzambani primary schools
	Provision of teaching and learning materials and implementation of school feeding program at Nzambani
	Construction of a polytechnic at Nzambani
	Bursary allocation increment
	Construction of ECDE classrooms
	Recruitment of ECDE teachers and VTC instructors in Kituluni and Kyeleni VTCs
<b>Social Welfare Sub-sector</b>	
Kituluni	Provision of relief food to the vulnerable
	Facilitate provision of identity cards for PWDs
Kwosau	Provision of women empowerment funds
Kyeleni	Provision of relief food to the vulnerable
	Provision of financial support to women groups and PWDs
Nzambani	Provision of funds to women groups
<b>Youth and Sports Sub-sector</b>	
Kituluni	Nurturing of youth talents
	Fair allocation of youth fund
Kwale	Construction of youth vocational centre
	Development of youth playgrounds at Kwale village
	Construction of Kwale social hall at Kwale market
	Construction of a well equipped youth resource centre, with a library and computer lab with steady Wi-Fi in the polytechnic specifically at Kwale
Kwosau	Provision of employment opportunities for the youth
Kyeleni	Provision of youth empowerment funds
	Construction of social hall at Kyeleni market
Nzambani	Youth empowerment and nurturing of talents
<b>ENERGY, INFRASTRUCTURE AND ICT SECTOR</b>	
<b>Energy Sub-sector</b>	
Kituluni	Installation of additional 'mulika mwizi' and street lights at Mililu and Kikunyuni markets
	Rural electrification
Kwale	Installation of 'mulika mwizi' at Syathani market, Kandani market and additional at Kwale market
Kwosau	Installation of 'mulika mwizi' at Ndulya market
	Rehabilitation and installation of additional 'mulika mwizi' at Suncity market
Kwa Voovi	Installation of street lights
	Electricity supply in the ward
Kyeleni	Installation of additional 'mulika mwizi' at Kyeleni health facilities, Malikii and Syumbuni markets
	Installation of solar panels to power 'mulika mwizi'
	Rural electrification
Ngalalya	Installation of street lights
	Use of electric poles to curb termite infestation
Nzambani	Installation of additional and rehabilitation of 'mulika mwizi' at Kithulai market
	Installation of street lights in the market
<b>Roads, Transport and Public Works Sub-sectors</b>	
Kituluni	Construction of culverts at Kwa Kituku and Mililu Primary School
	Grading and murraming of all feeder roads
Kwale	Grading and murraming of all feeder roads
Kwosau	Grading and murraming of Kimanza road – Uini, Kwa Father Charles, Kwa Magi, Kwa Nguku and Ndulya – Ndivu roads



<b>Village</b>	<b>Community Need</b>
Kyeleni	Grading and murraming of all feeder roads
	Murraming and installation of culverts along Donyo – Kyeleni road
Ngalalya	Grading and murraming of all feeder roads
Nzambani	Grading and murraming of all feeder roads
<b>HEALTH SECTOR</b>	
Kituluni	Construction of toilets for patients, recruitment of additional health care workers and CHVs and adequate supply of drugs to Kikuyuni Dispensary
Kwale	Construction of health facilities at Kwale and Ngalalya
	Provision of more training to CHVs
	Equipping of Kamiti Level IV Hospital, provision of functional X-ray machines and recruitment of doctors
Kwosau	Construction of Ndulya Dispensary at Ndulya market
Kyeleni	Completion of maternity wing and staff quarters, recruitment of CHVs and adequate supply of drugs at the Kyeleni health facility
Ngalalya	Construction of a modern dispensary at Ngalalya market
Nzambani	Construction of a health facility/modern dispensary at Nzambani market
	Facilitation of CHVs
<b>LANDS, ENVIRONMENT AND NATURAL RESOURCES SECTOR</b>	
<b>Environment and Natural Resources Sub-sector</b>	
Kituluni	Deployment of market cleaners Kikuyuni, Kosovo and Mililu markets
Kwosau	Deployment of additional cleaners at Kwosau markets
Kyeleni	Deployment of additional cleaners at Kyeleni
	Curbing noise pollution from the mines
	Levelling of mines to reduce accident incidents
<b>Lands Sub-sector</b>	
Nzambani	Lowering of title deeds issuance fees for Mukamukulu Society
<b>PUBLIC ADMINISTRATION SECTOR</b>	
Kituluni	Recruitment of village administrators
	Construction of ward administration offices
Kwale	Provision of employment opportunities to the locals
	Construction of village administration offices and recruitment of village administrators
Kyeleni	Provision of uniforms to administrators
	Enhancement of revenue collection at the Kyeleni market (Facilitate 24-hour revenue collection)
Nzambani	Advertisement of county job opportunities
	Lowering of revenue taxes
<b>WATER AND IRRIGATION SECTOR</b>	
<b>Sanitation Sub-sector</b>	
Kituluni	Construction of public toilets at Kikuyuni and Mililu markets
Kwale	Construction of public toilets at Kwale and Ngalalya markets
Kwale	Construction of public toilets at Ndulya market
Kyeleni	Construction of public toilets at Kisekini and Syumbuni
	Water supply to public toilets at Kyeleni market
Nzambani	Construction of public toilet at Kithulai market
<b>Water Sub-sector</b>	
Kituluni	Establishment of waterpoints at Mililu Borehole
	Desilting of Kwa Mauu Dam and Kwa Nzulu Dam
	Fencing and installation of water tanks at Kikuyuni Dam
	Construction of Kwa Masaku Weir
	Promotion of water harvesting
Kwale	Drilling of Kwale Borehole
	Desilting of the Kwale Dam
	Construction of Kwale and Ngalaya dams
Kwosau	Fencing and desilting of Kwosau Dam

Village	Community Need
	Rehabilitation of Kwa Mutevu Weir
	Rehabilitation of Kwa Mbiti and Kwa Mutavi wells
	Water reticulation from Kwasyo Kimanza Secondary School Borehole
	Elevation of water tank
	Drilling of borehole at Ndulya Sub-chief's Camp
Kwavoovi	Desilting of Kwavoovi Dam
Kyeleni	Construction of Kikanga Weir
	Installation of solar panels and piping of Kisekini Borehole
	Expansion and fencing of Kyeleni Dam
	Rehabilitation of Kisekini Weir
	Installation of water tank and piping of water to Kisekini health facility
	Water supply to public toilets at Kyeleni market
Ngalalya	Drilling of borehole Ngalalya (land has been donated for the borehole)
	Supply of water tanks and piping of water from Ngalalya Borehole to Kwale, Kituluni, Millilu and Kikuyuni villages
Nzambani	Fencing and desilting of Muthike Dam
	Rehabilitation of Kwa Makotoni Dam
	Drilling of Kwa Kwakaveti Borehole
	Solar powering and rehabilitation of pumping system at Nzambani Borehole
	Desilting of Muthike Dam and Kwa Makotoni Dam
	Maintenance of Kwa kaveti Borehole

## 22. Matungulu East Ward

Total Number of Participants: 598

Males: 197 Females: 401 Youth: 103 PWDs: 08

Village	Community Need
<b>AGRICULTURE AND CO-OPERATIVES DEVELOPMENT SECTOR</b>	
<b>Agriculture Sub-sector</b>	
King'oti	Provision of free certified seeds and tractor ploughing services
Matheini	Construction of cattle dip
	Provision of veterinary and extension services
	Timely provision of farm inputs
Muthwani	Timely provision of free certified seeds and tractor ploughing services, seedlings and other farm inputs to farmers
	Provision of extension services and livestock vaccination services
	Provision of civic education to farmers
Mwatati	Provision of free indigenous chicks
	Timely provision of free certified seeds and pesticides
	Promotion of grafted avocados and macadamia farming
	Promotion of coffee resource maintenance
<b>Co-operatives Development Sub-sector</b>	
King'oti	Coffee resource maintenance in co-operatives
	Provision of market linkages for farm produce
Mwatati	Provision of market linkages for farm produce
<b>COMMERCIAL, TOURISM AND LABOUR AFFAIRS SECTOR</b>	
<b>Commercial Sub-sector</b>	
Kambusu	Construction of market shed at Katwanyaa market
Katheka	Construction of market sheds at Kavumbu and Miseleni markets
King'oti	Scheduling of market day at Kinyui market
	Construction of market sheds at Koka, Mbavini and Pole Pole markets
Matheini	Construction of 'boda boda' shed, market shed and stockyard at Kinyui market

<b>Village</b>	<b>Community Need</b>
	Provision of grants to traders at Kinyui market
Muthwani	Construction of market shed at Emmaculate
	Provision of grants for traders at Muthwani market
<b>EDUCATION, YOUTH, SPORTS AND SOCIAL WELFARE SECTOR</b>	
<b>Education Sub-sector</b>	
Kambusu	Recruitment of ECDE teachers at Kambusu
	Construction of ECDE classrooms at Itheuni, Katwanyaa and Kwanzalu primary schools
	Construction of a polytechnic at Kwanzalu
	Construction of special needs classroom at Katwanyaa Primary School
Katheka	Construction of ECDE classrooms at Katheka and Kithaayoni primary schools
	Upgrading and equipping of Miseleni Polytechnic
	Provision of bursaries at Katheka
King'oti	Provision of bursaries at King'oti
	Construction of ECDE classrooms and recruitment of ECDE teachers at Lower King'oti and at Katuluni Primary School
	Rehabilitation of ECDE classroom at Katuluni ECDE centre
Matheini	Provision of bursaries at Matheini
	Construction of ECDE classrooms at Kakulutuni, Kyekoyo and Kinyui primary schools
	Implementation of school feeding program at Matheini
	Construction of a library at Matheini
	Construction of a vocational training centre at Kinyui area
Muthwani	Provision of bursaries at Muthwani
	Construction of ECDE classrooms and recruitment of ECDE teachers at Muumoni Primary School
	Construction of a polytechnic at Muthwani
	Implementation of school feeding program at Muthwani.
	Rehabilitation of ECDE classrooms at Matungulu DEB and King'oti Primary School
Mwatati	Provision of bursaries at Mwatati
	Implementation of school feeding program at Mwatati.
	Rehabilitation of ECDE classrooms at Kambusu, Mwatati Centre and Uamani
<b>Youth and Sports Sub-sector</b>	
King'oti	Provision of sporting kits for youths
	Youth empowerment
Matheini	Provision of support to athletes and musicians
	Youth empowerment through provision of employment opportunities
	Completion of Kinyui Stadium
Muthwani	Youth empowerment through provision of employment opportunities and through organizing tournaments
Mwatati	Rehabilitation of Mwatati playing field
<b>ENERGY, INFRASTRUCTURE AND ICT SECTOR</b>	
<b>Energy Sub-sector</b>	
Kambusu	Installation of 'mulika mwizi' at Kwa Nthuti and Kwa Sinda Shopping Centre
	Rehabilitation of 'mulika mwizi' at Kankiswa and Katwanyaa market
Katheka	Installation of additional 'mulika mwizi' at Katheka, Kavumbu and Miseleni
	Rehabilitation of 'mulika mwizi' at Katheka and Miseleni
King'oti	Electricity supply to Ithingu, Katuluni and King'oti villages
	Installation of 'mulika mwizi' at Embale, Heshima, Kwa Ndani, Polepole and Kwa Kalanza
Matheini	Installation of 'mulika mwizi' at Kathalani Shopping Centre, Mbavini, Kinyui market, Kwa Muthusi and Nduu Dispensary
	Installation of transformers at Kakulutuni, Kathalani, Kyekoyo, Maeleleni, Mitithini and Uamani
Muthwani	Installation of 'mulika mwizi' at Emmaculate Shopping Centre and Matungulu Girls' School main gate

<b>Village</b>	<b>Community Need</b>
	Rehabilitation of 'mulika mwizi' at Emmaculate Shopping Centre and Uhuru market
Mwatati	Installation of 'mulika mwizi' at Kambusu Dispensary, Katulye market, Kwa Ng'anga Junction and Kwasilingi shopping centres
<b>Roads, Transport and Public Works Sub-sectors</b>	
Kambusu	Construction of bridge at Kwa Manyanza
	Rehabilitation of bridge at Kwa Kavii
	Grading of roads at Kalala – Katwanyaa Factory – Katwanya Secondary School and Katwanyaa Factory – Itheuni Secondary School – Bishop Waita homestead and Kwa Matute – Baptist Church roads
Katheka	Construction of bridges at Kwa Kavuku, Kwa Mutavi and Kwa Ndiku
	Grading of roads at Katheka, Kavumbu, Misakwani and Miseleni
	Rehabilitation of Kalala bridge
King'oti	Grading of Kwa George Mutisya Ivuto – Katuluni – ABC Church, Kwa Mbale – Tom – Kwa Liku – Kwa Katindi – Kingesi, Kwa Nzuuni – Kakume – Ngozi – Rural ABC Church, Mbavini – Kwa Eva – Kwa Kasembya – Musau Kilo, Pole Pole – Heshima – Kwa Kisoi Mbandi – Kwa Mutisya, Kwa Uku road and Kwa Musau Kilu road
	Murraming and raising of bridge at Kwa Mbavini – Mbuni road
	Diversion of water at Kwa Kakume road
Matheini	Grading and murraming of roads at Kinyui Boys' School – Kwa Somba, Kwa Kivua Factory – Kwa Kalinda – Kathalani Shopping Centre, Kwa Mala – Kwa Kamuya Bridge, Kwa Mukutha – Kakulutuini Primary School – AIC Kakulutuini, Kwa Mwangangi – Kathalani Shopping Centre, Kwa Nguli – Kwa Matingi Kwa Nzuki – Kwa Mweha, Kyekoyo S.A – Ndulumoni, Nduu – AIC Kakulutuini, Matheini road – Kakulutuini Factory – Nduu Dispensary and – AIC Kakulutuini roads
	Construction of a bridge at Kwa Kalinda
Muthwani	Construction of drift road at Kwa Kilaka Ndolo and Kwa Nzuuni
	Grading and murraming of Emmaculate – AIC Emmaculate – Matungulu DEB Primary School – King'oti Primary School and Kwa Ngei Junction – Kikuyuni Revival – S.A Maembeni – Katwanyaa roads
	Construction of drift at Kwa Kinaka
	Bridge Rehabilitation at Kwa Kalala bridge
Mwatati	Grading and murraming roads at Bishop road – Kwa Richard – Kithenya, Kambusu – Dispensary – Kwamutiui, Kitoloni – Kwanganga, Ndunduni – Makutano, Uamani Primary School – Kambusu S.A and Kinyenya roads
<b>HEALTH SECTOR</b>	
Kambusu	Construction of Katwanyaa Health Centre
	Construction of maternity wards and hospital shed, and recruitment of a laboratory technician at Kambusu health facility
Katheka	Rehabilitation, construction of a laboratory and maternity wards and adequate supply of drugs at Katheka Dispensary
King'oti	Construction of a health facility, facilitation of CHVs and adequate supply drugs at King'oti
Matheini	Rehabilitation, construction of a laboratory and maternity wards and adequate supply of drugs at Nduu Dispensary
	Recruitment of laboratory technician and provision of equipment, maternity ward and ambulance vehicle for Nduu Dispensary
Muthwani	Completion of Matungulu Level III Hospital, recruitment of laboratory technician and adequate supply of drugs
	Provision of back up generator at Matungulu DEB Health Centre
Mwatati	Construction of a health facility at Markao market
	Facilitation of CHVs at Mwatati
	Construction of mortuary, patients' wards and purchase of ambulance vehicle at Mwatati
<b>LANDS, ENVIRONMENT AND NATURAL RESOURCES SECTOR</b>	
<b>Environment and Natural Resources Sub-sector</b>	
Katheka	Tree planting at Kanzalu ridges

<b>Village</b>	<b>Community Need</b>
Muthwani	Provision of garbage bins
	Planting of trees at Kyekoyo and Kinyui primary schools and at Kakulutuini and Matheini secondary schools
<b>Lands Sub-sector</b>	
Katheka	Issuance of title deeds at Katheka, Kavumbu, Misakwani and Miseleni
Matheini	Issuance of title deeds
Muthwani	Provision of land surveying services at Muthwani
	Issuance of title deeds
<b>PUBLIC ADMINISTRATION SECTOR</b>	
Mwatati	Lowering of business license fees
<b>WATER AND IRRIGATION SECTOR</b>	
<b>Sanitation Sub-sector</b>	
Katheka	Construction of public toilets at Katheka, Kavumbu and Miseleni market
Muthwani	Construction of public toilets at Emmaculate Shopping Centre
Mwatati	Construction of public toilet at Katulye market
<b>Water Sub-sector</b>	
Kambusu	Drilling of boreholes at Lower Katwanyaa and Upper Katwanyaa
	Desilting of Kwa Kimoli Dam
Katheka	Desilting of Kwa Kituku dams and Kwa Muutu
	Establishing additional water points at Katheka
	Drilling of borehole at Misakwani and at Kavumbu
	Rehabilitation of boreholes at Miseleni and Spring at Kavwele
	Construction of dams at Kambola and Misakwani
	Supply and installation of water tank at Katheka Borehole
	Construction of sand dam
King'oti	Desilting and fencing of Liku Dam and Kwa Jimmy Dam
	Drilling of borehole at Kwa Munini
	Rehabilitation of borehole at Katuluni and Kingoti Central Borehole
	Rehabilitation of Kalanza Stream and Kwa Tea
	Construction of a dam at Kwa Sunza
	Rehabilitation of Kathalani and Uamani dams
	Rehabilitation of Kwatula Spring
Matheini	Desilting and fencing of Kwa Kitoi Dam
	Rehabilitation, desilting and fencing of Kwa Kitoi Dam, Kwa Maundu and Kwa Muoki Dam
	Drilling of boreholes at Kakulutuini, Matithini, Nduu Dispensary, Uamani and ABC Misakwani
	Rehabilitation of boreholes at Kathalani, Kinyui market, Kyekoyo, Matithini, Nduu Dispensary, Uamani and Kwa Kiua
	Rehabilitation of spring at Kwa Muoki and Mililuni
	Construction of sand dam at Kwa Matingi(Kalala River) and Kakulutuini
Muthwani	Desilting of Kwa Uku Dam
	Desilting of Ndaluni Weir
	Construction of gabions at Kalala River
	Drilling of boreholes at Kithathai and Muumoni
	Construction of weir at Kithathai and Mwangangi Ndonge
	Rehabilitation of borehole at Maembeni and installation of new pump
	Supply and installation of water tank and installation of solar panels at Chief's Camp Borehole
Mwatati	Drilling of borehole at Mwatati Primary School
	Construction of core at Kwa Mwole
	Rehabilitation of borehole at Kambusu and Uamani
	Rehabilitaion of weir at Kwa Kaoki, Kwa Ndo, Kwa Vombo, Kwakaki and Kwamwikya

### 23. Matungulu North Ward

Total Number of Participants: 655

Males: 226 Females: 429 Youth: 111 PWDs: 07

Village	Community Need
<b>AGRICULTURE AND CO-OPERATIVES DEVELOPMENT SECTOR</b>	
<b>Agriculture Sub-sector</b>	
Kayata	Expansion of farrow at Kayata farrow
	Provision of extension services
	Timely provision of free certified seeds and tractor ploughing services
	Timely provision of Agro-chemicals
	Provision of chicks to farmers
	Provision of storage facilities for farm produce
Kianzebe	Provision of livestock vaccination services
	Timely provision of tractor ploughing services and subsidized fertilizers
	Construction of a cattle dip
	Provision of free certified seeds
Kiboko	Provision of extension services and livestock vaccination services and agro-chemicals
	Timely provision of free certified seeds, subsidized fertilizers and tractor ploughing services
	Provision of pasture seeds
	Provision of free indigenous chicks to farmers
	Construction of a cattle dip at Kathama market
	Provision of storage facilities for farm produce
Kwa Kumbu	Provision of artificial insemination and livestock vaccination services
	Provision of extension services
	Promotion of bee keeping
	Timely provision of free certified seeds, subsidized fertilizers, tractor ploughing services and pesticides
	Provision of free indigenous chicks to farmers
	Provision of storage facilities for farm produce
	Construction of cattle dip
Uamani	Provision of artificial insemination services
	Promotion of dairy goats farming
	Provision free indigenous chicks
	Timely provision of free certified seeds, subsidized fertilizers and tractor ploughing services
	Rehabilitation of Kwa Mutu Cattle Dip
	Construction of cattle dip
<b>Co-operatives Development Sub-sector</b>	
Kayata	Creation of a co-operative fund
Kianzebe	Creation of a co-operative fund
Kiboko	Construction of NCPB at Donyo Sabuk market
	Creation of a co-operative fund
Kwa Kumbu	Creation of a co-operative fund
<b>COMMERCIAL, TOURISM AND LABOUR AFFAIRS SECTOR</b>	
<b>Commercial Sub-sector</b>	
Kayata	Construction of 'boda boda' sheds and market sheds at Kangemi, Kayata and Kwa Mwaura markets
Kianzebe	Construction of market shed at Kiliku and Kituluni markets
	Rehabilitation of market shed at Katulye market
Kiboko	Construction of 'boda boda' shed at Kitambasye and Kitini

<b>Village</b>	<b>Community Need</b>
	Construction of livestock market at Kitini
	Construction of modern market shed at oldonyo.
Uamani	Construction of market shed at Uamani
	Construction of a modern 'boda boda' shed at Kwa George road
<b>EDUCATION, YOUTH, SPORTS AND SOCIAL WELFARE SECTOR</b>	
<b>Education Sub-sector</b>	
Kayata	Recruitment of additional ECDE teachers at Kaseve and Kwa Mumo ECDE centres
	Provision of bursaries
	Construction of ECDE classrooms at Nguga, St. Philip's Centre, Kyasive, Kang'au, Kaseve centre, Kwa Mumo Centre and Ngomano
	Construction of polytechnic and resource centre at Nguga ECDE Centre
	Implementation of school feeding programs
	Construction of toilet latrines at Kwa Mumo and Kyuthuani ECDE centres
Kianzebe	Provision of bursaries
	Provision of learning materials and implementation of school feeding program at Kianzebe
	Construction of ECDE classrooms at Kwa Ndeto wa Musuu and Kianzebe, Kiliku, Kituluni and Kyumbuni primary schools
Kiboko	Provision of bursaries
	Recruitment of caregivers in public schools at Kiboko
	Construction of ECDE classroom, provision of learning materials and implementation of school feeding program at Kiboko
	Construction of a vocational training centre at Donyo Primary School
	Construction of a toilet and classroom and recruitment of additional teachers at Kalangaita Baringo
	Construction of classrooms and toilets at Mithini Primary School, Kitambasye Primary School and Kwa Mutu
	Construction of an ECDE class at kwa chief camp and employment of a teacher.
Kwa Kumbu	Provision of bursaries
	Construction of ECDE classrooms at Kithulani, Kyasive and Kivani primary schools
	Implementation of school feeding program at Kwa Kumbu
	Construction of ECDE classroom and fencing of the school compound at Kithulani Primary School
	Provision of school supplies at Kianzebe and Kithulani primary schools
	Construction of new additional toilet and ECDE classroom
	Construction of a youth polytechnic at Kivani Primary School
Uamani	Construction of ECDE classrooms at Kisitimani and Kwa Mutuu primary schools and recruitment of teachers
	Provision of bursaries
	Rehabilitation of ECDE classrooms
	Implementation of school feeding programs
<b>Social Welfare Sub-sector</b>	
Kayata	Establishment Women Enterprise Fund (WEF)
Kiboko	Registration of PWDs
	Establishment Women Enterprise Fund (WEF)
	Women empowerment
	Provision of relief food to needy families
	Provision of men's fund
Kwa Kumbu	Provision of relief food to needy families
	Provision of men's fund
Uamani	Provision of men's fund
<b>Youth and Sports Sub-sector</b>	
Kayata	Establishment of youth fund
	Levelling of play grounds and installation goal posts at St. Philip's Primary School and Kithiani

<b>Village</b>	<b>Community Need</b>
	Primary School and all play grounds in the area
Kiboko	Installation of goal posts to primary schools in Kiboko
	Provision of sporting kits to football clubs in Kiboko
	Levelling and installation of goal posts playgrounds in primary and secondary schools at Kiboko
	Provision of youth funds
Kwa kumbu	Levelling grounds and installation of goal posts at kivaani primary school, and levelling of all grounds
Uamani	Provision of balls, uniforms and boots
	Provision of youth funds
	Levelling, fencing and planting grasses in all playing grounds
	Levelling and installation of goal posts at Uamani Primary School, Kwa Mutu Primary School and Kisitimani Primary School
<b>ENERGY, INFRASTRUCTURE AND ICT SECTOR</b>	
<b>Energy Sub-sector</b>	
Kayata	Installation of solar powered ‘mulika mwizi’ at Kangemi market, Kwa Mwaura, Chief’s Camp, Kayata market and Nguga market
	Installation of transformers at Kagemi, Kwa Ngunga and Macedonia Kwa Elizabeth
Kianzebe	Installation of ‘mulika mwizi’ at Katulye and Kitulini markets
	Rehabilitation of ‘mulika mwizi’ at Katulye, Kiliku market, Kitulini and Kyumbuni markets
Kiboko	Installation of ‘mulika mwizi’ at Athi River bridge, Kitambasye, Kitini Kwa Mwando road, Baringo, Kamunyu Church Baringo, Kitetani road, Uamani Kwa George road and Mithini market
	Rehabilitation of ‘mulika mwizi’ at Donyo Sabuk and Kitini
	Implementation of rural electrification program at Kiboko
	Installation of transformers at Baringo Mwando road, Kathama market, Uamani market, Kwa Mulei road and Kamunyu Church Baringo
Uamani	Installation of ‘mulika mwizi’ at Canaan market, Kisitimani market, Kithurai market, Kwa George market, Kwa Mutu Corner and Uamani market
	Rural electrification at Uamani Sub-location
<b>ICT Sub- Sector</b>	
Kiboko	Installation of additional CCTV cameras at Oldonyo town in various areas
<b>Roads, Transport and Public Works Sub-sectors</b>	
Kayata	Construction of drift road at Kang’au – Kwa Jonah Nguvi – Maindaindu
	Construction of drifts along Kaseve – Kwa Frida – Ngila, Kwa Mumo – Maindaindu, Makongo – Kwa Mwanzia, Matheini – Kwa Luusa Dam, Matheini – Languni, Ngomano – Kwa Joyce and Ngomano – Kwa Kaleli roads
	Grading of roads from Thika road – Kwa Nthela – Kwa John Nguvi and from Iviani Kwa Vicky – Kwa Reuben, Jacarada – Kayata Secondary School – Kwa Mukolu – Kwa Muathe and from Kaseve Dispensary – Kwa Tabitha, Kwa Abraham – Kwa Jonah Nguvi, Kwa Mautataa Kwa Philisila, Mukuriike – Main road Kayata, Kwa Mutuku Mbithi – Kwa Luusa Dam, Main road Kwa Maithya – Kwa Kathoka Kwa Mumo, Makogo from Boma – Kwa Mutulu – Kwa Reuben, along Mulolongo, Kwa Kaleli – Kwa Kiamba – Kwa Reuben, Kwa Vetelo – Kayata Dispensary and St. John Catholic Church – Kwa Ndunda
	Construction of bridge at Maidaidu – Kayata
Kianzebe	Construction of drift road along Maindaindu River Isooni B
	Grading and murraming of Katulye – Kwa Ndolonga road, Katulye market – Ngolu road, Kituluni market – Salvation Army – Katulye A, Kituluni Primary School – Kwa Makoma road, Kituluni – Kitambaasye road, Kwa Manguyo – Kwa Musau – Kwa Ndolonga Kiatineni, Kwa Manyole Musyimi – Kwa Muisyo Kimatu and Kwa Muange – Kivindyo Kiatineni B roads
Kiboko	Grading and murraming of roads at Mithini Primary School – Kwa Mwenga, Donyo Sabuk dispensary – Kolping – Magurove, Donyo Sabuk Market through Mithini – Workshop road, along Donyo Sabuk nursing home – Machine road, Kitambaasye Dam – Mulei road, Kitini market – Eastgate through Mutuku Kavoi – Maendeleo, Kitini – Milako road, Kwa Mulei – Kitambaasye Kwa Mutwiwa road, Kwa Muoti through Lavana – Kyeleni boarder road, Kwa



<b>Village</b>	<b>Community Need</b>
	Mutwiwa – Mulei road, Kwa Mwando road, Machine – Kwa Mwaniki road, Maendeleo Kwa Crusher – Mulei road, Mapatano junction through Kwa Kitongo – Mulei road, Mapatano road – Mulei road, St. Damiano – Park road, Oldonyo – Kwa Donor – Kamunyu –Kwa Savethi road and Catholic Church to Kwa Mutuiwa road
	Construction drifts at Mapatano Junction through Kwa Kitongo – Mulei, Mapatano road – Mulei road and Kwa John – Kwa Reli
	Construction of gabions at Kwa Mwando
	Construction of culverts at Munyu Mweu
	Construction of parking at Machakos 14 falls
	Connection from Beketa road - Kwa John – Kwa Kasiva – Mulei road to open Baringo road
Kwa Kumbu	Construction of culverts along Kiliku – Ngolu road, Kituluni – Kitambaasye and Kivani – Ngunga roads
	Grading of Calvary – Kwa Mutuku, Kilee – Kwa Matingi – River Kalala, Kiliku – Ngolu, Kiliku Primary School – Kiliku Dispensary, Kituluni – Kitambaasye, Kivani – Ngunga, Kwa Joseph – Kwa Nzomo, Kwa Josphine – Kwa Jane, Kwa Paul – Kwa Wandia and Main road Thika – Kianzebe Primary School roads
	Rehabilitation of drift at Kwa Peter Ndeti
Uamani	Construction of culverts along Kwa Mutuku Munyambu – Kwa Mutu Primary School road, Maendeleo Kwa Mutune – Kiboko Secondary School and Musaalani – Maendeleo road
	Construction of drifts at Kisitimani through Maindaindu – Kayata, Kisitimani Primary School – Kayata through Kwa Metho road and Kwa Muindu – Kwa George road
	Grading and murraming of Assistant Chief – Kwa Willy – Maindaindu, Kwa James Kioko – Kwa Nthumba – Anthony Munyao, Kwa Masaku – Kwa Kathukya – Musaalani, Kwa Mutuku – Kwa Peter Kitheka, Kwa Mutune Kivevo – Raphael Kimiti and Uamani market – Kavulya roads
	Construction of a drift and bridge at Kisitimani through Maindaindu to Wendano
<b>HEALTH SECTOR</b>	
Kakumini	Construction of dispensaries at Ithekethini and Maiuni
Kiyata	Installation of security fence, recruitment of health care workers and support staff, equipping and adequate supply of drugs at Kwa Mwaura Dispensary
	Rehabilitation of Kayata Dispensary
Kianzebe	Facilitation of CHVs
	Installation of security fence at Kiliku Dispensary
	Adequate Supply of drugs at Kianzebe Dispensary
	Recruitment of health care workers and additional support staff at Kituluni Dispensary
Kiboko	Facilitation of CHVs
	Completion of construction of maternity wards and theatre at Kitambaasye Level II
	Rehabilitation and construction of laboratory at Donyo Sabuk Dispensary and additional staffing
	Adequate supply of drugs to all hospitals and dispensaries
	Construction of Donyo Sabuk Dispensary and upgrading to Level III
Kwa Kumbu	Construction of a health facility at Kivani Primary School
	Construction of a laboratory at Kituluni Dispensary
	Facilitation of CHVs at Kianzebe
	Adequate supply of drugs at Kiliku Dispensary
Uamani	Facilitation of CHVs at Uamani
	Rehabilitation of Uamani Dispensary, recruitment of additional staff and adequate supply of drugs
<b>LANDS, ENVIRONMENT AND NATURAL RESOURCES SECTOR</b>	
<b>Environment and Natural Resources Sub-sector</b>	
Kayata	Recruitment of solid waste officers at Kangemi, Kwa Mwaura and Nguga markets
	Provision of garbage bins at Kwa Mwaura market
Kakumini	Deployment of market cleaners
Kianzebe	Recruitment of cleaners at Kianzebe
	Provision of garbage bins at Kianzebe and Kyumbuni markets

<b>Village</b>	<b>Community Need</b>
	Provision of cleaning tools at Kianzebe
Kiboko	Provision of dumping site
	Provision of garbage bins at Kitambasye, Kitini, Mithini and Donyo markets
	Recruitment of market cleaners at Kiboko
	Provision of cleaning tools and equipment
	Fencing of the Game Park with electric fence
	Installation of cable and macmillan castle at the Game park
Uamani	Provision of garbage bins at Uamani
	Recruitment of solid waste staff at Uamani
<b>Lands Sub-sector</b>	
Kayata	Issuance of title deeds
	Provision of surveying services
Kianzebe	Issuance of title deeds
	Provision of surveying services
Kiboko	Issuance of title deeds
	Provision of surveying services
Uamani	Issuance of title deeds
	Provision of surveying services
<b>PUBLIC ADMINISTRATION SECTOR</b>	
Kiboko	Recruitment of village administrator at Kiboko
	Recruitment of revenue officer at Kiboko
	Lowering food prices
	Construction of village administration offices
Kiyata	Recruitment of revenue officer at Kayata
	Construction of village administration offices
Kakumini	Construction of village administration offices
<b>WATER AND IRRIGATION SECTOR</b>	
<b>Sanitation Sub-sector</b>	
Kianzebe	Construction of public toilets at Katulye, Kiliku and Kituluni markets
Kiboko	Construction of public toilets at Kitambasye, Kitini market, Kwa Mwaura market and Kwa Mulinge
Kiyata	Construction of public toilets at Kangemi and Kwa Mwaura markets
Uamani	Construction of public toilets at Uamani market
<b>Water Sub-sector</b>	
Kayata	Desilting of Kwa Luusa, Kwa Mangoka dam and Itetani Kitambasye Game Park dams
	Drilling of boreholes at Kangemi market, Kwa Katumo, Kwa Ngewa, Kwa Nthela, Kang'au and Winnie Mulwa
	Construction of weirs at Kaseve, Kwa Frida, Ngila and Kwa Jonah Nguvi
	Rehabilitation Nguga Borehole
	Rehabilitation of weirs at Kwa Kituku/Kwa Kanindi, Kwa Maithya and Maindaindu.
	Construction of dams at Kwa Mumo, Kwa Muthike and Mukondiso.
Kianzebe	Desilting of Kwa Kamandu Dam
	Drilling of boreholes at Kiatineni, Kwa Dominic Maveva, Kwa Kimondole, Kwa Kitonyi Kalua Isooni and Kyumbuni Primary School
	Construction of weir at Kwa Nganga River
	Rehabilitation of boreholes at Katulye, Kituluni and Kyumbuni
	Construction of Kwa Muunda Dam
Kiboko	Supply and installation of two water tanks at Kitambasye Level II health facility
	Desilting of dams at Game park, Kitambasye, Kwa Kingesi, Kwa Mbaluka, Mithini Community Dam, Munyu Mweu and White Salt dams
	Drilling of boreholes at Community Primary School, Itetani, Kitambaasye Primary School, Kitini market and Park
	Construction of weirs at Kwa Kimiti and Kwa Mutava

Village	Community Need
	Rehabilitation of boreholes at Donyo Primary School and Kiboko Secondary School
	Rehabilitation of weir at Mapatano
	Construction of dams at Itetani, Kwa Kivanga and Milako
Kwa Kumbu	Construction of gabions at Kwanganga
	Desilting of spring at Kwa Kithesi and Kwa Ngulue
	Drilling of boreholes at Kianzebe Primary School, Kivani Primary School, Kwa Benda area, Kwa Benson Kyalo, Kwa Kameli Mainduindu, Kwa Mutindi Florence and St. Boniface Catholic Church Kangemi
	Construction of weir at Kwa Canteen, Kwa Saa and Mainaaina River
	Rehabilitation of boreholes at Kiliku, Ngalalya and AIC Kyanzavi
	Rehabilitation of springs at Kwa Kithesi, Kwa Ngulue and Kwa Paulina
	Construction and rehabilitation of weirs at Kwa Peter Ndeti
	Construction of dams at Kwa Kasyoki and Kwa Mwikali Makau
Uamani	Drilling of borehole at Kwa Mulinga
	Rehabilitation of borehole at Uamani Primary School
	Rehabilitation of weir at Kisitimani and Kwa Ndume
	Construction of Kwa Kakulu Dam, Kwa Kaluli Dam, Kwa Mbithi Dam, Kwa Mumu Dam and Uamani B

#### 24. Matungulu West Ward

Total Number of Participants: 538

Males: 186 Females: 353 Youth: 147 PWDs: 0

Village	Community Need
<b>AGRICULTURE AND CO-OPERATIVES DEVELOPMENT SECTOR</b>	
<b>Agriculture Sub-sector</b>	
Kilandini	Provision of extension services
	Provision of free indigenous chicks
	Promotion of fish farming
	Timely provision of free certified seeds fruit tree seedlings subsidized fertilizers, fruit tree seedling and tractor ploughing services
Katangini	Provision of extension services at Katingini
	Timely provision of free certified seeds, subsidized fertilizers, fruit tree seedlings and tractor ploughing services
	Promotion of chicken and fish farming
Kithimani	Timely provision of free certified seeds, subsidized fertilizers, fruit tree seedlings and tractor ploughing services
	Provision of extension services
	Promotion of chicken and fish farming
Kithuani	Timely provision of free certified seeds, subsidized fertilizers, fruit tree seedlings and tractor ploughing services
	Rehabilitation of Katulu and Kithuani cattle dips
	Provision of extension services
	Promotion of chicken and fish farming
Koma	Rehabilitation of cattle dips at Koma and Kwa Mutalia
Kwangii	Timely provision of free certified seeds, subsidized fertilizers, fruit tree seedlings and tractor ploughing services
	Provision of free indigenous chicks
	Promotion of chicken and fish farming
Matuu	Timely provision of free certified seeds, subsidized fertilizers, fruit tree seedling and tractor ploughing services
	Promotion of chicken and fish farming
	Provision of extension services
Mbuni	Timely provision of free certified seeds, tractor ploughing services, fruit tree seedlings and subsidized fertilizers

<b>Village</b>	<b>Community Need</b>
Nguluni	Promotion of chicken and fish farming
	Timely provision of free certified seeds, fruit tree seedlings and tractor ploughing services
	Construction of cattle dip at Nguluni
	Provision of extension services
Wendano	Timely provision of free certified seeds, subsidized fertilizers, fruit tree seedling and tractor ploughing services
	Provision of extension services
	Promotion of chicken and fish farming
<b>COMMERCIAL AND TOURISM SECTOR</b>	
<b>Commercial Sub-sector</b>	
All villages	Construction of market sheds at Matakutha, Mbuni, Katangini, Nguluni, Matuu, Koma, Kantafu, Malaa, Mutalia and Joska
	Construction of 'boda boda' sheds at Ndauni, Kaumoni, Nimroad, Kwa Kiko, Kware, Kwa Mbalasi, Makutano, Utooni and Ndovoini
Mbuni	Construction of 'boda boda' sheds and 'mama mboga' stalls at Mbuni market
<b>EDUCATION, YOUTH, SPORTS AND SOCIAL WELFARE SECTOR</b>	
<b>Education Sub-sector</b>	
Kalandini	Provision of bursaries
	Construction of ECDE classrooms and toilets at Kisukioni Primary School
	Recruitment of instructors at Kyamutwoii Youth Polytechnic
	Implementation of school feeding program in all primary schools at Kalandini
	Construction of toilets and rehabilitation of ECDE classrooms at Kalandini Primary School
Katangini	Provision of bursaries
	Construction of ECDE classrooms, provision of learning materials and implementation of school feeding program at Katangini
Kithimani	Construction of ECDE classrooms, recruitment of additional teachers and implementation of school feeding program at Nguluni Primary School
	Provision of bursaries
	Completion of ABC Nguluni Polytechnic
Kithuani	Construction of ECDE classrooms at AIC Nguluni, Katulu and Kithuani primary schools and recruitment of teachers
Koma	Construction of ECDE classrooms at Komaranch and Mbiiani Primary School
	Recruitment of ECDE teachers at Koma
	Implementation of school feeding program at Koma primary schools
	Construction of a polytechnic
Kwangii	Construction of ECDE classrooms and recruitment of teachers at Kwangii and Muusini primary schools and Mweta village
	Construction of a youth polytechnic
	Provision of bursaries
Matuu	Provision of bursaries
	Construction of a polytechnic at Kwa Kisinga public land
	Construction of ECDE classrooms at Matuu Estate Primary School, recruitment of teachers and implementation of school feeding program
Mbuni	Provision of bursaries
	Construction of ECDE classrooms at Mbuni Primary School
	Implementation of school feeding program at Mbuni
Mukengesya	Construction of ECDE classrooms at all primary schools in Mukengesya and ECDE Centre at Malaa Zion area
Nguluni	Construction of ECDE classrooms at Utooni
	Construction of library
Wendano	Construction of ECDE classroom at Matungulu Estate ECDE Primary School
	Construction of a polytechnic at Kwa Ndeke
	Recruitment of ECDE teacher at Wendano Nursery School

<b>Village</b>	<b>Community Need</b>
	Provision of playing materials and implementation of school feeding program at Wendano primary schools
	Fencing and construction of toilet at Wendano Nursery
<b>Social welfare Sub-sector</b>	
Kalandini	Provision for clutches and other assistive devices to PWDs
Kithimani	Provision for clutches and other assistive devices to PWDs
Kithuani	Provision for clutches and other assistive devices to PWDs
Koma	Provision for clutches and other assistive devices to PWDs
Kwangii	Provision for clutches and other assistive devices to PWDs
Matuu	Provision for clutches and other assistive devices to PWDs
Mbuni	Provision of chairs, tents and tanks to social groups
	Provision for clutches and other assistive devices to PWDs
	Provision for relief food
	Provision of women and elderly people funds to boost banking for women
Nguluni	Provision for clutches and other assistive devices to PWDs
Wendano	Provision of relief food
<b>Youth and Sports Sub-sector</b>	
Kalandini	Organizing training camps and youth tournaments
	Establishment of sports academy
Kithimani	Organizing training camps and youth tournaments
	Establishment of sports academy
Kithuani	Organizing training camps and youth tournaments
	Establishment of sports academy
Koma	Organizing training camps and youth tournaments
	Establishment of sports academy
Kwangii	Organizing training camps and youth tournaments
	Establishment of sports academy
Matuu	Organizing training camps and youth tournaments
	Establishment of sports academy
Nguluni	Organizing training camps and youth tournaments
	Construction of Social hall
	Establishment of sports academy
Wendano	Provision of playing materials at Wendano schools
	Establishment of sports academy
	Organizing training camps and youth tournaments
<b>ENERGY, INFRASTRUCTURE AND ICT SECTOR</b>	
<b>Energy Sub-sector</b>	
Kalandini	Installation of 'mulika mwizi' at Deliverance Church and Catholic Church and Thaisu Petrol Station and Matakutha Deliverance and Catholic Church
	Rehabilitation of 'mulika mwizi' behind Kayole Bar – Kisukioni
	Installation of 2 transformers
Kithimani	Installation of 'mulika mwizi' at Ndauni – Kithimani stage
	Installation of 2 transformers
Kithuani	Installation of additional 'mulika mwizi' at Kiko Garage Shopping Centre, Kithuani Dispensary, Kithuani Shopping Centre, Kaumoni, Makutano and Mwisanyi Primary School and Kalie market
	Installation of 2 transformers
Koma	Installation of 'mulika mwizi' at all matatu stages, Komaranch Primary School and Dispensary, Mbiiiani Primary School, Mukengesya Secondary and Primary School, Safaricom Estate, Nimroad, Great Low land and Kwa Mbalasi
	Installation of transformer at Kantafu and electricity supply to the residents of Kantafu Phase 5 & 6

<b>Village</b>	<b>Community Need</b>
	Installation of floodlights at Koma, Malaa and Mutalia
Kwangii	Installation of transformer at Kwangii village
	Installation of 'mulika mwizi' at Crusher junction and Kwangii Primary School
	Installation of 2 transformers
Matuu	Installation of additional 'mulika mwizi', floodlights and maintenance of the existing ones at Matuu market
	Installation of 'mulika mwizi' at Chief's Office and at Kimiti health facility
	Installation of 2 transformers
Mbuni	Installation of additional 'mulika mwizi' at Mbuni
	Installation of 2 transformers
Nguluni	Installation of 'mulika mwizi' at Ndauni Kithimani junction/stage
	Installation of flood lights at Kalie, Kwa Ndonye and Utooni shopping centres
	Installation of 2 transformers
Wendano	Installation of 'mulika mwizi' at Kwa Nguu Dispensary, Matuu/Wendano SA Church and Wendano DEB Primary School
	Installation of 2 transformers
<b>Roads, Transport and Public Works Sub-sectors</b>	
Kalandini	Grading, murraming and levelling of Kisukioni Catholic – Kwa Kayole – Kwa Muinde Mung'alu, Kisukioni – Kwa Mueke – Kisukioni Primary School, Kwa Kasyoka – Kwa Munin – Kyamatinga, Kwa Mulamba drift – Kwa Mati – Kyawaa Factory, Kwa Mulamba – Kwa Nzusyo – Kwa Matingi, Matakutha – Kwa Mutua Nzuki – Kyamusenze and Matakutha – Mosque – Kisukioni roads
Kithimani	Grading, murraming and surveying of Katangini – Kwa Mutula – Kwangii Primary School, Ndauni – ABC Church – Kwa Leah Kavilu – FR Heeran Secondary School, Nguluni – Kithimani – Kwa Makau Junction, St. Joseph Catholic Church – Nimroad, Tala High School – Kwa Ngii Primary School, Mbaani – Makenzi – Katangini and Mackenzie – Kwa Kisinga – Kwa Zakayo – Kwangii – Matuu subvillage roads
Kithuani	Grading and murraming and leveling of Kaisovo – Kwa Kivai, Kathaana bridge – Kwa Kilonzi junction, Kwa Uku – Syulunyuni and Mukui road – Syulunyuni roads
	Grading and murraming of Mukuku Nguluni road – Makutano Muthoi Koma road
	Construction of Kinuna Bridge
Koma	Construction of culverts along Kangundo road from Joska – Koma
	Grading and murraming of Iteere Hotel – Old Kangundo Road – Ngoko stage, Kamulu Heights Estate – Evangelical Church, Mutalia main stage – Kwa Ken – Malaa market, Northgate Schools – Lukenya, St. Tobias Catholic Church – Kwa Mutalia Dispensary and 46 stage – Ndovoini roads
	Grading and murraming of Rubis – Mukengesya road
	Periodic maintenance of Kangundo road from Joska – Koma
Kwangii	Grading and murraming Crusher junction – Matuu, Koma Shrine – Muusini – Matuu, Kwa Kiko – Muusini Salvation Army – Mweta, Mumo – Fr. Heeran – Matuu and Nguluni – Kwangii Primary School – Kwa Mutula roads – Kaumoni - Kwangii Primary School
Matuu	Construction of drift at Kwa Kyengo
	Grading, murraming levelling Kwa Katangi – Kwa Kisinga feeder road, Kwa Mutembei – St. Thomas feeder road, Kwa Nzioka – Kwa Muinde feeder road, Matuu Cattle Dip – Kamutini feeder road, Matuu – Kwa Kisinga – Koma market road, Matuu – Kwale road and Matuu – Ngalalya road
Mbuni	Grading, murraming and levelling of Kalandini – Matingi, Kwa Kauuku – Matakutha feeder road, Kwa Musembi – Salvation Army Citadel Church, along Mbuni market – Mukalwa road and Mbuni – Mwetha – Mbuni Secondary School, Matakutha, Mukulwa Primary School, Ngathu and Kizito – Maluva roads
Mukengesya	Grading and murraming of all roads in Mukengesya
Nguluni	Opening of Kakai road, Kasengi road, Kimusu road, Kwa William road, Maele Kasuva road, Mercy road, Musembi road, Musoo – Mkono road, Muteta road and Nahason road
	Upgrading of Nguluni – Kalie Kathaana road

<b>Village</b>	<b>Community Need</b>
Wendano	Construction of culverts and gabions along Kwa Nzimbi Dam – Kithiini road
	Grading, murraming and levelling of Main road – Kwa Mwiitu, Kikuyuni – Katulye, Kisukioni – Kwa Maingi, Kwa Monthe – Kisukioni and Ngolu – Kwa Mating'i roads
	Provision of BoQ during grading of Wendano roads
<b>HEALTH SECTOR</b>	
Kalandini	Expansion of maternity wing and provision of back-up generator at Kalandini Level II health facility
Katangini	Rehabilitation, equipping and commissioning of Katangini Dispensary, fencing and installation of security lights, recruitment of additional health care workers and adequate supply of drugs
Kithimani	Provision of additional ambulance vehicle, recruitment of additional health care workers and adequate supply of drugs at Nguluni health facility
Kithuani	Rehabilitation, fencing and commissioning of Kithuani Dispensary
Koma	Construction of a laboratory, emergency wards and maternity wards, adequate staffing, provision of ambulance services and adequate supply of drugs for non-communicable disease at Mutalia Dispensary and Koma health facility
	Upgrading of Kwa Mutalia Dispensary
Kwangii	Construction of health facility and provision of mobile clinics at Muusini
	Adequate supply of diabetic and hypertension drugs at Nguluni health facility and to be upgraded to Level IV
	Provision of additional ambulance vehicle, recruitment of additional health care workers and adequate supply of drugs at Nguluni health facility
	Construction of a public mortuary
	Equipping and adequate supply of drugs at Nguluni health facility and facilitation of CHVs
Matuu	Completion of staff quarters, provision of X-ray services and adequate supply of drugs, water supply, fencing and power backup
Mbuni	Rehabilitation, construction of staff quarters, recruitment of security guard and adequate supply of drugs
	Construction of a laboratory at Mbuni Dispensary and construction of equipped maternity wing
Mukengesya	Construction of a health facility at Ndovoini
	Equipping and adequate supply of drugs at Nguluni health facility and facilitation of CHVs
Wendano	Construction of health facility at Kwa Mutata
	Rehabilitation and fencing, electricity supply and adequate supply of drugs at Kwa Nguu Dispensary
	Construction of a laboratory and provision of incinerator at Wendano health facility
<b>LANDS, ENVIRONMENT AND NATURAL RESOURCES SECTOR</b>	
<b>Environment and Natural Resources Sub-sector</b>	
Iviani	Provision of garbage bins and skip bins at Iviani market
Kalandini	Deployment of additional cleaners at Kisukioni and Matakutha markets
	Provision of garbage bins at Matakutha market
Katangini	Deployment of cleaners at Iviani and Katangini markets
	Provision of garbage bins and skip bins at Katangini market
Kithimani	Deployment of cleaners at Kithimani Shopping Centre
	Provision of garbage bins and skip bins at Kithimani Shopping Centre
Koma	Provision of additional garbage bins at Koma, Kantafu, Malaa Mutalia and Joska shopping centres
	Inclusion in waste management program at Safaricom Estate
Matuu	Provision of garbage bins and skip bins at Matuu Ma Mwituu market
Mbuni	Deployment of cleaners at Mbuni market
	Provision of garbage bins at Mbuni market
Mukengesya	Provision of garbage bins and regular emptying of the same
	Provision of garbage bins and skip bins at Tala Kithimani market
<b>Lands Sub-sector</b>	
Kalandini	Provision of physical planning services at Matakutha market

<b>Village</b>	<b>Community Need</b>
	Allocation of land for expansion of Kalandini health facility
	Issuance of title deeds
	Provision of land surveying services
Mbuni	Lowering of land office charges
	Issuance of title deeds
	Provision of land surveying services
	Provision of physical planning services at Matakutha market
Nguluni	Issuance of title deeds
	Upgrading of towns at Nguluni market
	Provision of land surveying services
	Provision of physical planning services at Matakutha market
Kwangii	Provision of land surveying services
	Issuance of title deeds
<b>PUBLIC ADMINISTRATION SECTOR</b>	
Mbuni	Fast track on acquisition of birth and death certificates
	Reduction of charges to business owners
	Construction and equipping of village administration offices
Kalandini	Consolidation of business permits and licenses
	Reduction of business permit fees at rural areas
	Construction and equipping of village administration offices
Kithimani	Reduction of business permit fees
	Construction and equipping of village administration offices
Kithuani	Reduction of single business permit fees
	Construction and equipping of village administration offices
Mukengesya	Consolidation of business permits and licenses
	Construction and equipping of village administration offices
<b>WATER AND IRRIGATION SECTOR</b>	
<b>Sanitation Sub-sector</b>	
All villages	Construction of public toilets at all market centres
	Construction of drainage system at Nguluni market and all other markets in Matungu West Ward
Joska	Construction of public toilets
Kalandini	Rehabilitation of public toilets at Kisukioni
Kantafu	Construction of public toilets
Katangini	Construction of public toilets at Katangini market
Nguluni	Construction of public toilets
Malaa	Construction of public toilets
<b>Water Sub-sector</b>	
Kalandini	Desilting of dams at Matakutha, Kwa Ikuu, Kwa Muteti, Matakutha Kwa Muthike, Matakutha, Kwa Valusi, Matakutha and Kwamutwoii
	Establishment of additional water points at Kwa Kitoo Borehole
	Drilling of boreholes at Kisukioni Secondary School, Kwa Kolio, Kwa Matinga and Mukaa S.A
	Reticulation of water from Kwa Matinga Dam to residents at Kyamusenze
	Construction of weirs at Kwa Watuka River
Katangini	Installation of solar panels, raising of the tank and borehole renovation at Katangini
	Reticulation of water from Kijito Dam and Nga'lalya Borehole
Kithimani	Desilting, installation of water tank, fencing and reticulation of Kithimani Tala springs
	Installation of solar panels at Kithimani Borehole
	Settlement of electricity bill and installation of solar panels at Tala High School Borehole
Kithuani	Construction of gabions at Kithuani, Muthoi and Syulunyuni rivers
	Equipping of borehole at Kithuani Dispensary
	Desilting and fencing of Isooni and Kwa Mutole and Kwa Ngalae dams
	Construction of 3 weirs along Muthoi River



<b>Village</b>	<b>Community Need</b>
Koma	Drilling of additional boreholes at Koma
	Completion of borehole at Mukengesya Secondary School, Mutalia, Mbiani, Joska and Kantafu
	Construction of 2 weirs and a dam along Metuma River
Kwangii	Drilling of additional borehole
	Desilting and fencing of Mweta Dam
	Rehabilitation of Kwangii Borehole
	Supply and installation of water tank at Kwangii
Matuu	Establishment of additional water points at Kivindyo Borehole
	Drilling of borehole at Kisinga public land
	Desilting of Ngalalya Dam
	Modification of Kisinga Weir
Mbuni	Rehabilitation of Ng'athu Borehole
	Supply/rehabilitation and installation of water tank at Kwa Munyao Borehole
	Elevation and rehabilitation of water tank at Kwa Munyao Borehole
	Construction of a drift to connect Kwa Mating'i
	Water supply (drilling of a borehole) at Mbuni Dispensary
Mukengesya	Establishment of additional water points and drilling of boreholes at Mukengesya
	Supply and installation of water tank at Kwa Ken Borehole
Nguluni	Rehabilitation and desilting of Isooni and Utooni boreholes
	Drilling of a borehole at Mwisanyi village
Wendano	Drilling of boreholes at Assistant Chief's Office and Matungulu Estate ECDE Primary School
	Desilting of Kithiini, Kwa Mbata, Kwa Mwiitu, Maili Kumi and Mutata dams

## 25. Tala Ward

Total Number of Participants: 453

Males: 132 Females: 321 Youth: 95 PWDs: 03

<b>Village</b>	<b>Community Need</b>
<b>AGRICULTURE AND CO-OPERATIVES DEVELOPMENT SECTOR</b>	
<b>Agriculture Sub-sector</b>	
Katine	Timely provision of tractor ploughing tractors and seedlings
	Rehabilitation of Syanthe Cattle Dip
	Civil education to farmers and provision of extension services
	Pilot programs for farmers to include poultry farming specifically eggs and chicken rearing
	Provision of avocado and macadamia seedlings
Kyaume	Provision of free certified seeds
	Civil education to farmers and provision of extension services
	Repackaging of farm inputs in small quantities
	Rehabilitation of community cattle dips
	Pilot programs for farmers to include poultry farming specifically eggs and chicken rearing
	Provision of avocado and macadamia seedlings
	Proper supervision and creation for good market
Control of prices for produce from outside sellers and markets	
Sengani	Pilot programs for farmers to include poultry farming specifically eggs and chicken rearing
	Provision of avocado and macadamia seedlings
	Provision of free indigenous chicks
	Timely provision of free tractor ploughing tractors, subsidized fertilizers and seedlings
<b>COMMERCIAL, TOURISM AND LABOUR AFFAIRS SECTOR</b>	
<b>Commercial Sub-sector</b>	
Katine	Construction of sheds at Syanthe market
	Rehabilitation of Tala livestock market (fence, gate and toilet doors)

<b>Village</b>	<b>Community Need</b>
Kyaume	Construction of additional 'boda boda' sheds
	Proper planning of open air market
	Rehabilitation of Marikiti building
	Construction of market shed at Tala Market Kwa Lucy
Sengani	Construction of 'boda boda' sheds at Jimmy – Kinyui Junction
	Provision of market linkages for clay modelling and weaving products
<b>Tourism Sub-sector</b>	
Katine	Construction of a recreational centre at Katine
	Rehabilitation of Maima ma Mbiti recreational center
	Organisation of a cultural day
	Rehabilitation of Kaende Cultural Centre
Kyaume	Identification of cultural centres
Sengani	Establishment of recreational centres
<b>EDUCATION, YOUTH, SPORTS AND SOCIAL WELFARE SECTOR</b>	
<b>Education Sub-sector</b>	
Katine	Recruitment of additional ECDE teachers and implementation of school feeding program at Katine
	Construction of ECDE classrooms of Katine S.A, Ngomeni Primary School and Tala Girls' School
	Bursary allocation increment
Kyaume	Recruitment of additional ECDE teachers and implementation of school feeding program at Kyaume
	Bursary increment
	Establishment of a vocational training centre
Sengani	Bursary allocation increment
	Acquisition of land for construction of ECDE classrooms
	Construction of ECDE classrooms at Kijito Borehole kikaatini, Kikaatini and Mukalwa Primary School
	Rehabilitation of ECDE classrooms, provision of learning and playing materials and implementation of school feeding program at Sengani Primary School
	Construction of vocational training centre at Kyakatulu
<b>Youth and Sports Sub-sector</b>	
Katine	Recognition and provision of support of organized teams
	Youth tournaments at ward level
Kyaume	Recognition and provision of support of organized teams
	Rehabilitation of Tala Township play ground
Sengani	Construction of rehabilitation centres
	Construction of a stadium
<b>ENERGY, INFRASTRUCTURE AND ICT SECTOR</b>	
<b>Energy Sub-sector</b>	
Katine	Installation of floodlights at Tala Girls' School entrance
	Installation of 'mulika mwizi' at Katine Technical Institute
Kyaume	Installation of 'mulika mwizi' at Kyaume Level II Hospital
Sengani	Installation of 'mulika mwizi' at Kakaatini Primary School, Kinyui, Sengani Primary School junction and Kamututi Shopping Centre
<b>Roads, Transport and Public Works Sub-sectors</b>	
Katine	Construction of bridge along Katine road – Manza village
	Construction of roads at Katine AIC – Syanthi Primary School, Katine S.A Secondary School – Katatha road drift, Katine Technical Institute – Ndauni and Kwa Ndungwa Maakau – Kituku Muli
	Construction of drainage at Kwa Mwanzia Muthanga and Tala Boys School – Katine River
	Construction of drift at Ngomeni Primary School – Katine Primary School
	Construction of culverts along Kwa Mwanunga, Katine Technical Institute – Ndauni and

<b>Village</b>	<b>Community Need</b>
	Syanthi – Tala road
	Expansion of Syanthy Kaende – Katine road
	Rehabilitation of Katine Coffee Factory Bridge
	Establishment of a bus park at Tala Dam
Kyaume	Grading and murraming of Kwa Luka Katiku – Katine road bridge, Manyanzaanu – Kyamwole Springs feeder road and Matendo Church – Kyaume/Ng'onda feeder road
	Opening of feeder road at Kwa Mukola – Kwa Nzau and Misuuni – Kathithyamaa road
	Construction of culverts at Kwa luka Katiku – Katine road bridge
	Construction of drift at Kyamwole feeder road
	Construction of Kwa Mutiso wa Mukuni road
Sengani	Completion of grading of Kinyui Junction – Mukalwa road
	Construction of culverts at Kithaayoni stream – Mukalwa village road
	Construction of drift at Kwa Mwanza Kikaatini village
	Construction of gabion at Kwa Nzilani
	Grading and murraming of all feeder roads
	Grading and murraming of Kwa Misanzi road – Cereal Board Kyakatulu, Kwa Munee – Kwa Mbaa Endelea, Kwa Syokimau – Mulinga Kyakatulu and Tala AIC – Tala High School
	Murraming and installation of culverts at Kwa Nguki Salvation Army – Sengani road
<b>HEALTH SECTOR</b>	
Katine	Construction of Level III health facility at Manza village at Livestock market area
	Construction of Syanthy Dispensary
	Facilitation of CHVS
Kyaume	Expansion of maternity wards, equipping and additional staffing at Kyaume Level II Hospital
	Adequate supply of drugs and facilitation of CHVs at Kyaume
	Equipping and improving laboratory services, recruitment of additional staff and adequate supply of drugs at Sengani Level III Hospital
	Settling of hospital bill
	Installation of solar panels for back up at the laboratory
Sengani	Settling the balance of Kshs 8,000 electricity bill at Sengani Dispensary
	Recruitment of additional staff and adequate supply of drugs at Sengani Level III Hospital
	Equipping and improving laboratory services
	Installation of solar panels for back up at the dispensaries - Sengani to be given priority
	Renovation of the waiting bay at the dispensary provision of seats
	Construction of staff quarters for the doctors
	Construction of additional two rooms at the dispensary
<b>LANDS, ENVIRONMENT AND NATURAL SECTOR</b>	
<b>Environment and Natural Resources Sector</b>	
Katine	Afforestation along Katine River
Kyaume	Afforestation along Kyamwole/Kalala River
Sengani	Planting of trees along Kalala River
<b>Lands Sub-sector</b>	
All villages	Issuance of title deeds
Katine	Provision of land surveying services
	Issuance of title deeds
Kyaume	Provision of land surveying services
	Issuance of title deeds
Sengani	Provision of land surveying services
	Issuance of title deeds
<b>WATER AND IRRIGATION SECTOR</b>	
<b>Sanitation Sub-sector</b>	
Katine	Construction of a public toilets at Syanthy market
Kyaume	Upgrading of public toilets
<b>Water Sub-sector</b>	

<b>Village</b>	<b>Community Need</b>
Katine	Expansion of weirs at Katine river
	Desilting of river ponds at Katine river
	Desilting and fencing of Kwa Musui Dam
	Construction of Kwa Ndoo Dam
	Construction, fencing and surveying of Kwa Nzuna Dam
	Construction of water treatment plant at Kwa Ndoo and Kwa Nzuna dams
	Rehabilitation and piping of Syamama borehole
	Piping and establishment of water kiosks at Katine HGM Borehole
	Drilling of boreholes at Katine Technical Institute, Kwa Wilson Mutisya, Musunga area and Ngomeni village
	Drilling of borehole at Syanthi HGM School
	Construction of weirs along Katine River and Mbondoni Stream
	Piping for water supply, Katine River – Manza and Mangauni
	Supply and installation of water tanks at Syamama Borehole
Kyaume	Construction of weirs Kalala and Katine rivers
	Rehabilitation of water treatment plant at Kwa Ndeto Dam
	Drilling of boreholes at Kanduma area, Kwa Sila Kilonza-Ngonda, Kwa Waita-Kalumoni and Lower Kyaume
	Rehabilitation of Kwa Munuvi and St.Mary's Catholic Church Borehole
	Desilting of water ponds at Kyaume
	Desilting and expansion of Kwa Ndeto Dam
	Installation of tap on tanks at the boreholes
Sengani	Desilting, fencing and construction of treatment plant at Kwa Savano Dam
	Desilting and expanding of Kwa Rhuben Dam
	Drilling of boreholes at Ithemboni, Lowe Kyakatulu, Muselele, Sengani Community Hospital and Upper Kyakatulu
	Rehabilitation of Mukakwa Borehole
	Installation of big water tanks at Sengani Primary School
	Construction of weirs at Kalala River

### **Mavoko Sub-county**

#### **26. Athi River Ward**

Total Number of Participants: 436

Males: 282 Females: 154 Youth: 253 PWDs: 02

<b>Village</b>	<b>Community Need</b>
<b>AGRICULTURE AND CO-OPERATIVES DEVELOPMENT SECTOR</b>	
<b>Agriculture Sub-sector</b>	
Athi River North	Construction of cattle dips at Empakasi and Oleshaik
	Timely provision of tractor ploughing services
	Training and sensitization of farmers on best farming practices
Athi River Township	Timely provision of free certified seeds
Kanaani	Timely provision of subsidized fertilizers
	Provision of more seedlings at Kataani
	Provision of tractor ploughing services at Jancity
	Training of farmers on best farming practices
	Rehabilitation of Slaughter House at Slota area
Kwa Mangeli/Nzomo	Timely provision of free certified seeds and subsidized fertilizers
<b>COMMERCIAL, TOURISM AND LABOUR AFFAIRS SECTOR</b>	

<b>Commercial Sub-sector</b>	
Kanaani	Completion of market construction at Makadara
	Construction of a modern market at Kanaani
Kwa Mangeli/ Nzomo	Construction of public toilets at Kisumu Ndogo
<b>EDUCATION, YOUTH, SPORTS AND SOCIAL WELFARE SECTOR</b>	
Athi River North	Construction of ECDE classroom at Kasuitu Primary School
	Completion of ECDE classroom at Oleshaik Primary School
	Recruitment of additional ECDE teachers
Athi River Township	Construction of ECDE classrooms at Mavoko Primary School
Kanaani	Construction of ECDE classrooms at Kwamangeli, Imani, Kanaani and Jamcity
	Construction of a primary school at Kanaani
	Bursary increment
Kwa Mangeli/ Nzomo	Construction ECDE classroom and toilet at Kwa Mangeli ECDE Centre
<b>Social Welfare Sub-sector</b>	
Kanaani	Provision of women empowerment funds
<b>Youth and Sports Sub-sector</b>	
Athi River Township	Completion of social hall and stadium at Mavoko
Kanaani	Provision of youth empowerment funds
	Completion of social hall
	Upgrading of Athi River stadium
<b>ENERGY, INFRASTRUCTURE AND ICT SECTOR</b>	
<b>Energy Sub-sector</b>	
Athi River Township	Installation of Mulika Mwizi at County village, Bondeni, Jua kali, Kasaakangi and Kwa Nzomo
Kanaani	Installation and rehabilitation of 'mulika mwizi'
	Installation of street lights and rehabilitation of the faulty ones along all roads
	Installation of street lights along Mombasa road – Mto wa Mawe
	Installation of 'mulika mwizi' at Devki stage, Kanaani slums(Fanaka), Apex and Sun set-Jam City near Assistant Chief's Office
Kwa Mangeli/ Nzomo	Installation of 'mulika mwizi' at Kisumu Ndogo and Kwa Mangeli/Nzomo
	Installation street lights at Kwa Mangeli Primary School – Total Petrol Station
<b>Roads, Transport and Public Works Sub-sectors</b>	
Athi River North	Construction of a flyover near Shell Petrol Station along Namanga road
	Construction of bridge at Athi River mainland and Kasuitu slums
	Murraming of NITA – Nguruga road
	Rehabilitation of drift at Kitengela River connecting Empakasi Village with Kajiado County
Athi River Township	Grading of all roads in Mavoko
	Maintenance of all seasonal roads in Mavoko
Kanaani	Construction of drainage at Gimu village
	Grading and murraming of roads in Kanaani
	Rehabilitation of bridges at Kwa Nzomo – Kwa Mang'eli
	Tarmacking of 39 road and construction of drainage system and Jamcity – Danana School
	Tarmacking of Mombasa road – Jamcity – Danana Girls' Secondary School road
Construction of drainage system at Gimu – Phase 1 &2	
Kwa Mangeli/ Nzomo	Construction of 39 road at Kwa Mangeli
	Grading and murraming of all feeder roads at Kwa Mangeli
<b>HEALTH SECTOR</b>	
Athi River North	Construction of a health facility at Empakasi
	Operationalization of Oleshaik Dispensary and deployment of health care workers
Athi River	Completion of Level IV health facility at Athi River Township

Township	Construction of toilet at Athi River Health Centre (Kanzu)
Kanaani	Construction of maternity ward and equipping the dispensary at Kanaani
	Improve emergency response services at Kanaani
	Construction of a dispensary at Chief's Office
Kwa Mangeli/ Nzomo	Construction of a health facility at Kwa Mangeli
<b>LANDS, ENVIRONMENT AND NATURAL RESOURCES SECTOR</b>	
<b>Environment and Natural Resources Sub-sector</b>	
Athi River North	Control of dust pollution at Kasuitu slums
	Planting of trees and opening drainage system at Kataani
Athi River Township	Provision of additional garbage bins in Athi River
	Timely emptying of garbage bins
	Cleaning and fencing of the main EPZ drainage
Kanaani	Curbing water pollution
	Provision of garbage bins at Kanaani
	Deployment of solid waste officers at Kanaani
Kwa Mangeli/ Nzomo	Planting of trees at Athi River
	Provision of garbage bins at Athi River
<b>Lands Sub-sector</b>	
Athi River North	Issuance of title deeds at Kasuitu slums and Olesheik Center
Kanaani	Issuance of title deeds at Kasuitu
	Issuance of title deeds at Kanaani, Njuguini, KMC, Sofia, Bondeni and County village
Kwa Mangeli/ Nzomo	Issuance of title deeds at Kwa Mang'eli
<b>PUBLIC ADMINISTRATION SECTOR</b>	
Athi River Township	Construction of a police post at Chief's Office
Kanaani	Construction of ward administration offices at Kanaani/Kila
	Construction of a police post at Kanaani, Gimu and Karibu Homes
	Procurement of utility vehicles
	Provision of paramilitary trainings
	Provision of job opportunities in factories in Kanaani
<b>WATER AND IRRIGATION SECTOR</b>	
<b>Sanitation Sub-sector</b>	
Athi River North	Construction of public toilets at Kasuitu slum
Athi River Township	Expansion of sewerlines in Mavoko
	Maintenance of sewerlines in Mavoko
Kanaani	Completion of Njoguini public toilets at Kila
	Completion of public toilets at Kanaani
	Construction of standard sewerlines at Kanaani
	Construction of public toilets at Kanaani
	Completion of Sofia toilets
	Construction of additional toilets at Jua kali
	Construction of public toilets at Bondeni, Jam City Caton, Devki, Farama, Kosovo, Kisumu Ndogo near Tuskys and Kasaakangi
	Open sewer line serving Kosovo toilet
Kwa Mang'eli/ Nzomo	Construction of public toilets at Kwa Mang'eli
<b>Water Sub-sector</b>	
Athi River North	Construction of weirs along Kitengela River
	Drilling of boreholes in Empakasi and Oleshaik
	Provision of long-term solution to water shortage in Athi River North
	Fresh water supply by MAVWASCO to Kisuitu slums
	Operationalize all boreholes in the area

Athi River Township	Construction of water kiosks in Empakasi area and additional at Slota, Ngei Kongomea
	Revival of water kiosks at KMC
	Rehabilitation of water kiosks at Njoguini and Slota area
	Operationalize all boreholes in the area
Kanaani	Rehabilitation of Gimu Borehole
	Construction of a borehole at Chief's Office
	Construction of water trench from Steel Plant – Lukenya Hills Estate
	Reticulation of water at Jamcity village
	Provision of clean drinking water in Kanaani
	Equipping of boreholes at Athi River – Kitengela River
Kwa Mangeli/ Nzomo	Operationalize all boreholes in the area
	Equipping of Kwa Mangeli Borehole
	Fresh water supply to Kisumu Ndogo Village

## 27. Kinanie/Mathatani Ward

Total Number of Participants: 537

Males: 195 Females: 342 Youth: 99 PWDs: 06

Village	Community Need
<b>AGRICULTURE AND CO-OPERATIVES DEVELOPMENT SECTOR</b>	
<b>Agriculture Sub-sector</b>	
Kinanie	Timely provision of free certified seeds, seedlings, tractor ploughing services and livestock vaccination services for livestock and pets
	Construction of cattle dip
	Provision of free farm inputs to farmers in Athiriver and Mtomawe
	Combating stray dogs
	Provision of free farm inputs to famers in Kinanie – free seedlings, livestock feeds
	Provision of green houses, water tanks and drip irrigation pipes to facilitate farmers groups, youth and women in irrigation
	Quarter acre program – provide dam liners to farmers for fish farming
Kwambo	Timely provision of free certified seeds, tractor ploughing services and subsidized fertilizers
	Provision of extension services and livestock vaccination services
	Provision of training services on fish farming and bee keeping and dairy farming
	Provision of hybrid dairy animals
	Provision of green houses, water tanks and drip irrigation pipes to facilitate farmers groups, youth and women in irrigation
	Quarter acre program – provide dam liners to farmers for fish farming
Kyumbi Rural	Timely provision of free certified seeds, tractor ploughing services and subsidized fertilizers
	Provision of livestock vaccination services
	Provision of fruit seedlings e.g. avocado, mangoes and oranges
	Provision of free indigenous chicks for rearing
	Provision of rabbits and fish fingerlings
	Provision of dam liners to farmers especially CBOs
	Provision of green houses, water tanks and drip irrigation pipes to facilitate farmers groups, youth and women in irrigation
Quarter acre program – provide dam liners to farmers for fish farming	
Kyumbi Urban	Timely provision of free certified seeds, tractor ploughing services and subsidized fertilizers
	Provision of vaccination services for livestock and pets
	Provision of training services to farmers
	Recognition of Kyumbi town farmers
	Provision of green houses, water tanks and drip irrigation pipes to facilitate farmers groups, youth and women in irrigation

<b>Village</b>	<b>Community Need</b>
	Quarter acre program – provide dam liners to farmers for fish farming
Mathatani	Timely provision of free certified seeds and free tractor ploughing services
	Provision of extension services and livestock vaccination services
	Sensitization on suitable farming methods and crops to grow
	Provision of artificial bee keeping materials to farmers
	Quarter acre program – provide dam liners to farmers for fish farming
<b>Co-operatives Development Sub-sector</b>	
All villages	Provision of capital support to cooperative farmers and youth groups on agribiz projects
	Provision of value addition chains to farm produce
Kinanie	Provision of market linkages for farm produce at Athiriver and Mtomawe
<b>COMMERCIAL, TOURISM AND LABOUR AFFAIRS SECTOR</b>	
<b>Commercial Sub-sector</b>	
Kinanie	Capacity building on business skills
	Construction of ‘boda boda’ sheds at Kinanie, Daystar and Intercounty
	Construction of market sheds at Kinanie market, Daystar and Intercounty
	Facilitation of small scale traders
	Enhance corporate social responsibility by companies
	Follow up on Kinanie public land plot
	Construction of market in Kinanie
Kwambo	Construction of livestock market at Mountview
Kyumbi Rural	Construction of ‘boda boda’ sheds at Josmat market, Kiasa sports ground and Kwa Ngala
	Construction of market at Kiasa Kiwanzani
Kyumbi Urban	Construction of ‘boda boda’ sheds at Orchards area and St. John's stage
	Levelling of Sokoni shed
	Extension of Kyumbi market
	Acquisition of land and construction of new Kyumbi market
	Cabro fitting at the pavement from Orchid to Makena
	Redesigning of the Kyumbi market shed especially the roof and fencing
Mathatani	Construction of ‘boda boda’ shed at Sikia
<b>EDUCATION, YOUTH, SPORTS AND SOCIAL WELFARE SECTOR</b>	
<b>Education Sub-sector</b>	
Kinanie	Timely provision of additional bursaries
	Construction of a public library at Kinanie
	Construction and equipping of ECDE classrooms at Mulandi Primary School with modern and pupil-friendly toilets
	Construction of additional ECDE classrooms and equipping, and construction of modern toilet at Kinanie Primary School
	Construction of ECDE classrooms at Kimongo Community ECDE Centre
	Rehabilitation of ECDE classrooms at Kinanie Primary School
	Implementation of school feeding program at ECDE centres
	Construction of vocational training centre at Kinanie
	Fencing of public schools and provision of sanitary towels
	Fencing of ECDE and Vocational grounds in Kinanie location
	Recruitment of two (2) ECDE teachers in each ECDE center
Kwambo	Timely provision of additional bursaries
	Recruitment of ECDE teachers at Kwa Mboo ECDE Centre and Mountain View School
	Construction of ECDE classrooms at Molia area
	Provision of additional learning materials for pupils
	Construction of vocational training centre at Molia area
	Lowering vocational training fees
Kyumbi Rural	Bursary allocation review
	Construction of a library at MCA's Office
	Construction of ECDE classrooms at Kalima Kathei, Kiasa Primary School and Kyumbi



<b>Village</b>	<b>Community Need</b>
	Primary School
	Recruitment of ECDE teacher at Kalima Kathei
	Fencing of all public schools
	Recruitment of ECDE teachers in all schools source locally to create employment
	Implementation of school feeding program in all ECDE centers
Kyumbi Urban	Construction of a vocational training centre at Mutangili
	Construction of ECDE classrooms at Kalimani Primary School, Maasai Borehole, Ndovoini community land and Silanga Dam
	Construction of a public school at Kyumbi town
	Recruitment of ECDE teacher at Kalimani Primary School
	Bursary allocation
	Implementation of school feeding program
	Construction of ECDE classroom at Itimboni with modern toilet
	Construction of Vocational Training Center at Kalima Kathei
Mathatani	Construction of additional ECDE classrooms and recruitment of additional teachers at Kyemutheke Primary School
	Construction of ECDE classrooms at Kaiani, Makilili, Mathatani, Nthuluni and Wathia primary schools
	Recruitment of teachers at Kaiani, Mathatani, Nthuluni and Wathia primary schools
	Bursary allocation
	Construction of vocational training centre at Kisaka public land
<b>Social Welfare Sub-sector</b>	
All villages	Training services to the youth and women on empowerment projects
Kinanie	Provision of access to cheaper loans for women groups
	Provision of funding support to the elderly, vulnerable and PWDs
Kyumbi Rural	Provision welfare support, wheelchairs and assistive devices to PWDs
<b>Youth and Sports Sub-sector</b>	
All villages	Rehabilitation and upgrading of Kinanie sports ground
Kinanie	Upgrading of Kiasa sports ground and fit with modern toilet
	Provision of support to football teams
	Construction of a youth centre
Kwa Mboo	County sponsorship for training the youth
Kyumbi Rural	Construction of a talent centre at Kyumbi
	Construction of social hall at Masai and rehabilitation centre at Kiasa AP grounds
Kyumbi Urban	Construction of a talent centre at Kwa Joseph's community land
	Construction of social hall at Silanga Dam
	Establishment of a rehabilitation centre at Assistant Chief's Office
<b>ENERGY, INFRASTRUCTURE AND ICT SECTOR</b>	
<b>Energy Sub-sector</b>	
Kinanie	Installation of 'mulika mwizi' at Intercounty, Makongeni, Mtomawe and Pioneer
	Installation of streetlights along Daystar road and Derki – Kinanie market
	Installation of floodlights at Kathama market and Kimongo Phase I
	Electricity supply to Kaulu area
Kwamboo	Electricity supply to Kwa Mboo area
	Installation of 'mulika mwizi' at Kimongo Phase II, Kwa Mboo market, Molia, Kilili and Mountain View School
Kyumbi Rural	Installation of 'mulika mwizi' at AIC Ngomano, Kwa Mandela, Kyumbi Primary School, Josmat market, Kwa Dr Nzioka, Kwa Rachael, Muiu, Terry&K at the river, AIC Ngomano and Dr. Nzioka
	Installation of transformers at Kiasa C, Lower Kalimani, Lower Kiasa A and Muthaiga
	Installation of street lights at Terry and K, Kwa Chief to Gaza
Kyumbi Urban	Installation of 'mulika mwizi' at AIC Itimboni, Ahadi, Shrine, Jaribu, Canaan, Jaribu, Kwa Katiwa School, Maasai Borehole, Makindu Motors, Slaughter House, St. Christopher

<b>Village</b>	<b>Community Need</b>
	Church, St. Stephens Itimboni, Tumaini International Church and Kyumbi Secondary School Borehole
	Installation of a transformer at Upper Kalimani, AIC Nomano, Lower Kalimani and Kiasa
	Installation of street lights from Travellers to Jaribu
Mathatani	Installation of 'mulika mwizi' at Mathatani Primary School, Mathatani Secondary School, Kaiani Airport, Mutalani market, Nthuluni Primary School and Sikia market
	Electricity supply to Nthuluni Primary School
<b>Roads, Transport and Public Works Sub-sectors</b>	
Kinanie	Construction of bridges at Booster Drift, Focan River Drift, Kathama market Drift, Ngai Ndethya and Pioneer – Mulandi
	Grading and murraming of Booster – Kathama – Pioneer – Mulandi Primary School, Booster – Kwa Musembi road, Kathama – Focan – Lukenya Girls' School, Kinanie market – Kaulu – Athiriver, Kinanie – Makongeni – Mutungoni, Kinanie – Mutonguni – Daystar/Mulandi, Kwa Chief – Kalunga – Nyaani and Kwa Kathuli – Samora – Fork Hospital roads
	Grading and murraming of all roads in Kinanie –Kimongo Phase I – Kimongo Phase II, Kwa Chief – Makongeni – St. Thomas Catholic Church – Kinanie maeket, Samora Policepost – Whitehouse – Governor Wavinya Residence
	Construction of gabions at Kinanie market
Kwa Mboo	Construction of drifts and culverts at Kwa Mboo area
	Grading and murraming of Kangemi – Kwa Mboo Ngala – Kalengele – Last village, Kimengo Phase II – Nyaani, Kivai road – Kwa Felix and Kwa Mboo – Molia – Kilili roads
	Grading, murraming and street lighting of Kwa Mboo area
	Interlinking and opening road network at Mountain view – Molia – Kwa Mboo
	Opening of roads at Kwa Mary – Governor Wavinya – Kwa Nzuki
	Construction of gabions at water catchment areas
	Rehabilitation of gabions along Kwa Mboo – Nzoiani and Molia – Nzoiani rivers
	Grading, murraming and construction of culverts along Kwa Kivei – Molia – Mountview – Kilili and Kinanie – Muthwani roads
	Construction of two bridge at Kwa Mutwii
Kyumbi Rural	Grading and murraming of ABC – Kwa Passaris – Kisilu – Kwa Musembi, Kwa Franko – Kwa Maina – Kiasa market, Kwa Kamwambasa, Kwa Kioki – Kwa OCS Kiasa Primary School – Mombasa road Vista, Kwa Kivuva – Shrine, Kwa Maina – Kwa Sila – Kwa Iteki – Kwa Rachael – Kwa Shrine, Kwa Manyonza – Shrine, Kwa Ngala – Kwa Kitungi – Silanga, Kwa Vyana – St. Christopher – Kwa Ali and Roho Safi – Musungu roads
Kyumbi Urban	Tarmacking of Assistant Chief's Office – Itimboni Health Centre road
	Construction of drainage system
	Construction of a drift at Kyumbi Mosque – Silanga Dam – Mountain View – Mombasa road
	Construction of bridges at Kwa Ngala – Silanga and Kyumbi Secondary School
	Construction of culverts at Assistant Chief's Office – Gaza – Mlika mwizi, Jaribu – Silanga – Shrine and Kwa Mary Peter – Ahadi Family
	Grading and murraming of AIC Itimboni – Kwa Muasya – Kyumbi Resort Garden, Makindu Motors – Bright Star School – Msai Borehole, Makindu Motors – Serena Park, Mheshimiwa Drive – Jossy's – Kalimani Primary School, Roho Safi – St. Christopher Church – Cabiss Flats, St. Stephens Girls' School – Leaders Academy – Kyumbi Resort and Terry&K – Kyumbi Secondary School – Shrine – Itimboni AIC roads
	Murraming and construction of culverts and gabions at Kwa Kitungi - Kwa Ngala, Gaza – St. Christopher – Roho Safi, Kwa Chief – Gaza – Silanga – Shrine and Kwa Matingi – Kwa Solo – Kwa Lee roads
	Installation of cabros at Jaribu area
	Construction of drainage system at Kyumbi
	Establishment of a bus park
Mathatani	Grading of Airport – Muvwike, Mathatani – Sikia – Nthuluni – Mwangaza, Booster – Kwa Ndeki – Kisaka – Kiani, Kisaka – Kwa Tito, Kwa Chris – Kwa Kitonga, Kwa Kitunga –

<b>Village</b>	<b>Community Need</b>
	Kisaka, Mathatani Primary School – Kwa Mutula, Mutalani – Kavilila, Sikia – Wathia, Kwa Too – Police Camp, Kyemutheke – Makilili and Makilili – Kyemutheke roads
	Grading and opening of Kisaka – Sikia – Kwa Wambua Kiamba – Nthuluni, Mutalani – Kwa Ngumu and Kitunga – Mwakavi roads
	Refilling of gully at Kyemutheke near Jones
<b>HEALTH SECTOR</b>	
Kinanie	Upgrading from Level III to IV, staffing and adequate supply of drugs at Kinanie Hospital
	Recruitment of additional health care workers at Kinanie Level III
	Construction of a health facility at Daystar or Pioneer
	Facilitation of CHVs
	Construction of a dispensary at Intercounty
Kwamboo	Construction of health facility near Kwa Mboo Primary School
	Provision of 24-hour service at the dispensary
	Facilitation of CHVs
	Provision of an equipped ambulance vehicle
	Adequate supply of drugs and improving service delivery at Kinanie Level III
	Provision of ambulance services at Kwa Mboo
Kyumbi Rural	Completion of health facility at MCA's Office Kwa Mutangili
	Construction of a health facility at Kiasa AP grounds
	Provision of mobile clinics
	Completion of dispensary at Kwa Mutangili
Kyumbi Urban	Fencing and provision of ambulance vehicle at Itimboni Health Centre
	Equipping of laboratory
	Provision of 24-hour service at health facilities
	Completion of Kyumbi Health Centre
	Upgrading the health facility to Level IV
Mathatani	Construction of health facilities at Kyemutheke and near Makalili Primary School
	Expansion, construction of maternity wards, fencing and installation of gate, staffing and adequate supply of drugs at Sikia Dispensary
	Provision of mobile clinics at Mathatani
	Construction of Kithia Health Center
<b>LANDS, ENVIRONMENT AND NATURAL RESOURCES SECTOR</b>	
<b>Environment and Natural Resources Sub-sector</b>	
Kinanie	Provision of garbage bins at Kathama market
	Regular emptying of garbage bins at Kinanie market
Kyumbi Rural	Intervention of the wildlife and human conflict-engage KWS to employ locals to control the movement
Kyumbi Urban	Regulation of sand harvesting
	Proper waste disposal
	Regular emptying of garbage bins
	Tree planting
Kwamboo	Planting of trees around dams
Mathatani	Planting of trees in public schools
	Addressing human – wildlife conflicts
<b>Lands Sub-sector</b>	
All villages	Audit and surveying of all public land in kinanie ward
Kinanie	Issuance of title deeds
	Provision of surveying services
Kwa Mboo	Issuance of title deeds
	Fencing of public lands at Kwa Mboo
	Utilization of public land on youth projects
Kyumbi Rural	Issuance of title deeds
	Provision of land surveying services at Kwa Simon – Kiasa Primary School and Matiku

<b>Village</b>	<b>Community Need</b>
	Drive
Kyumbi Urban	Issuance of title deeds
<b>PUBLIC ADMINISTRATION SECTOR</b>	
Kinanie	Consolidation of permits for multiple business owners
	Reviewing of land rates and single business permit fees
Kwa Mboo	Consolidation of permits for multiple business owners
	Reviewing of land rates
	Licensing to be done through area zoning
Kyumbi Rural	Banning of betting machines
	Increase liquor license fees
	Reviewing of single business permit fees
	Scrapping off license payments by 'mama mboga'
Kyumbi Urban	Reviewing of single business permit fees
	Scrapping off construction fees
	Fee reduction for 'vibanda'
<b>WATER AND IRRIGATION SECTOR</b>	
<b>Sanitation Sub-sector</b>	
Kinanie	Rehabilitation of sewer system at Kinanie market
	Rehabilitation of EPZ sewer line
	Construction of public toilets at Kinanie and Kimongo markets
<b>Water Sub-sector</b>	
Kinanie	Supply and installation of additional water tanks at Kimongo Borehole
	Water supply to Leather City
	Drilling of boreholes at Daystar, Intercounty, Kinanie Secondary School and Pioneer
	Construction of weirs along Athi River and Mtomawe
	Rehabilitation of Kinanie Hospital Borehole
	Construction of water weirs seven (7) along Athiriver to assist farmers in irrigation
	Supply of water at leather city point to residents of Samora, Mto mawe, Komarock and Kinanie
	Installation of four additional water tanks and stands at Kimongo and reticulation
Kwamboo	Supply and installation of additional water tanks to schools
	Construction of gabions and water ponds at Kwa Mboo
	Rehabilitation of boreholes at Kwa Mboo area and Molia area
	Rehabilitation of Sinai Dam
	Drilling of boreholes at Lukenya Centre of Excellence, Molia and Mountain View
	Rehabilitation and repair of Kwa Mboo Primary School Borehole
	Desilting of Kwa Mboo and Kilili Dams
Kyumbi Rural	Establishment of water points at AIC Ngomano, Josmat, Kiasa Primary School and Kwa Rachael
	Supply and installation of water tanks to all churches, all public schools and Police Station Kiasa
	Drilling of borehole at Kyumbi Primary School and Wathia Primary School
	Piping of Plains View Church Borehole
	Expansion of Kyumbi Dam
	Desilting and completion of Kiasa Dam
Kyumbi Urban	Drilling of borehole at Ndovoini public land
	Rehabilitation of Silanga Borehole
	Rehabilitation of Itimboni Borehole
	Rehabilitation of Kwa Dishon tank
	Stand pipe installation at Kyumbi Secondary School Borehole
	Settling of bill at Maasai Borehole
	Expansion of Kyumbi Dam to facilitate irrigation in Itimboni and Lower Kalimani
Mathatani	Construction of weirs along Kiluli and Kisaka Nthuluni rivers

Village	Community Need
	Construction of dams at Kyemutheke and Kiene in Mutalani public land
	Desilting of Itumbi, Kiluli, Kwa Mangoka, Kwa Simiti, Kyemutheke and Muvwike dams
	Drilling of earmarked borehole at Mathatani Primary School
	Extension of Kisaka Dam
	Expansion of Mwea Umwe, Kwa Tumbi, Mathatani and Kisaka earth dams

## 28. Muthwani Ward

Total Number of Participants: 359

Males: 94 Females: 265 Youth: 52 PWDs: 04

Village	Community Need
<b>AGRICULTURE AND CO-OPERATIVES DEVELOPMENT SECTOR</b>	
<b>Agriculture Sub-sector</b>	
Githunguri	Proviision of tree seedlings
Katani	Timely provision of free certified seeds
	Provision of free indigenous chicks
Muthwani	Timely provision of free certified seeds
Ngelani	Provision of seedlings
	Provision of veterinary services
	Construction of a cattle dip
<b>COMMERCIAL, TOURISM AND LABOUR AFFAIRS SECTOR</b>	
<b>Commercial Sub-sector</b>	
Githunguri	Construction of market on public land at Githunguri and Mosmos
	Centralize trade licenses distribution
	Construction of 'boda boda' sheds opposite Airways School
	Construction of market on public land at MCAirways
	Open air market at Airways Secondary School
Kamulu	Construction of 'boda boda' sheds at Kamulu
	Construction of market centres
	Construction of cottage industries
Katani	Construction of 'boda boda' sheds
	Fencing of market place
	Construction of Katani Centre market
Muthwani	Construction of market at Joska, Ndovoini, Muthwani, Sunshine and Mitatini
	Construction of 'boda boda' sheds at Joska, Sunshine and Ivovoani
<b>Tourism Sub-sector</b>	
Githunguri	Establishment of recreation centres
<b>EDUCATION, YOUTH, SPORTS AND SOCIAL WELFARE SECTOR</b>	
<b>Education Sub-sector</b>	
Githunguri	Construction of a public secondary school
	Construction of additional primary schools
	Construction of a TVET
	Construction of an additional ECDE classroom at Githunguri Secondary School
Kamulu	Construction of ECDE classrooms at DEB Primary School and Okoa road
	Construction of a TVET at Kamulu
Katani	Construction of additional ECDE classrooms and recruitment of additional teachers at Katani and Seme primary schools
	Construction of TVET at Seme Primary School
	Bursary allocation increment
Muthwani	Construction of additional ECDE classrooms at Ivovoani, Mitatini, Muthwani, Ng'alalya and St. Francis of Assis primary schools
Ngelani	Construction of ECDE classrooms

Village	Community Need
<b>Social Welfare Sub-sector</b>	
Githunguri	Empowerment of women and the elderly
	Empowerment of youth
Katani	Provision of support to PWDs
	Establishment of special unit for PWD children at Seme Primary School
<b>Youth and Sports Sub-sector</b>	
Githunguri	Construction of social hall
	Construction of a stadium
	Youth empowerment
Kamulu	Levelling of playgrounds
	Construction of social hall
Katani	Construction of social hall at Kambi
	Establishment of youth empowerment funds
	Training of youth groups
<b>ENERGY, INFRASTRUCTURE AND SECTOR</b>	
<b>Energy Sub-sector</b>	
Githunguri	Installation of mulika Mwizi in Kausyani, muselele, Baraka estate, sunshine market, mitatini, plainsview, kalingile, nzoiani market, kalusya market, Ngalalya area, Kavombo market, St. monica School, Ivalini, Ivovoani market, Kavilila market, Kwa Mwalimu, Changamwe market and Kwa Kikaawa market
	Installation of security lights at Airways – Katani road and Kincar – Airway
	Installation of metropolitan lights at Airways market
Kamulu	Installation of flood lights in Kamulu
	Installation of streetlights at every road in Kamulu
Katani	Installation of ‘mulika mwizi’ at Bin Ali, Center, Junction of Airways and Posta, Kambi, Katani Primary, Muungano, Mwangaza Rehab, Rim House, Seme and Shangilia
	Installation of streetlights along Katani Mwangaza – Utawala, Katani Primary School – Ngelani, Katani Secondary School – Katani Primary School – SS Mehta, Mother Teresa – Kamulu, Mwangaza – Posta – Panaroma – Myland and SS Mehta – Mushroom – Shangilia roads
Muthwani	Installation of street lights along Kangundo road, Muthwani market, Samdamte road and Sunshine – Ndovoini road
	Installation of ‘mulika mwizi’ at Kausyani, Muselele, Baraka Estate, Sunshine market, Mitatini, Plainsview, Kalingile, Nzoiani market, Kalusya market, Ngalalya area, Kavombo market, St. Monica School, Ivalini, Ivovoani market, Kavilila market, Kwa Mwalimu, Changamwe market and Kwa Kikaawa market
Ngelani	Installation of ‘mulika mwizi’ at Ngelani
<b>Roads, Transport and Public Works Sub-sectors</b>	
Githunguri	Grading of Faith road and Baraccuda road
	Grading and murraming of Marystart – Jetview – Grace Apartments road
	Removal of illegal structures from footpaths
	Tarmacking of Katani – Utawala, Kincar – Airways and Mosmas – Zebra road
	Construction of bus terminus at Airways
	Grading, murraming and construction of culverts along Muungano road, Mosmos – Githunguri Primary School road, Githunguri – Zebra road, Tower view – Myland road and Testa road
Kamulu	Construction of bridges at Convent, Dr. Manyara, Masika, Okoa, Pius and Soita
	Maintenance of Afya Sacco road, Avenue road, Bishop road, Kambi road, Katani – Kamulu road, Katani – Kamulu – My land road, Mugus road, Musikiti road, Okoa Mwarabu road, Paradise road, Pius Bikira Maria road, Rosdon Alina road, Street, Uhuru – Okoa road and Union road
	Tarmacking of Myland Phase 1 to 3 – Ruai side – Mlolongo – Katani road
Katani	Construction of bridge at Seme – Airways – Myland
	Murraming of Panaroma – Seme – My land road

<b>Village</b>	<b>Community Need</b>
	Tarmacking of Kambi – Kamulu road, Katani Center – Katani Primary School – Ngelani and Katani – Seme – Utawala roads
	Tarmacking and construction of drainage at Rim Mwangaza
	Upgrading of Ssmetah – Mushroom Shangilia road
	Establishment of a bus stage at Katani
Muthwani	Murraming and construction of bridge at Makongeni – Kyangamwe – Ivalini road
	Grading, murraming and construction of bridge at Ndovoini – Kwa Kingi – Waikawa road
	Grading and murraming of Joska – Bridgan – Kalingile – Miitatini, Muthwani – Catholic Church – AIC Kwakithuma and Muthwani – Ngando roads
	Grading of Muthwani – Wathia – Opposite Muthwani Parish, Johanna Mutisya – Kwa Mbondo, Kalimatuto – Mitatini, Kavilila – Ivalini Catholic Church and Kwa Chief Mweu – Ivalini roads
	Grading and construction of bridge at Kalusya – Kwake – My View road
	Grading and construction of culverts along Kavilila – Chiefs Camp – Ivalini Catholic Church road
	Murraming and construction of bride along Kwa Mwololo – St. Monica road
	Murraming and construction of drainage along Muthwani – Ivalini – Nzoiani road
	Tarmacking, construction of drainage and culverts along Joska – Kausyani – Sunshine – St. Francis and Joska – Ndovoini – Muthwani roads
	Grading, murraming and construction of culverts along Sadamte – SDA – KAG – Ngalalya road and Joska – Ngalalya and its feeder roads
Ngelani	Grading and murraming of Ngelani – Katani road
	Construction of a bridge at Ngelani – Kinanie road
	Construction of culverts along Ngelani – Athi River road
	Grading, murraming and construction of culverts along Kamulu road
<b>HEALTH SECTOR</b>	
Githunguri	Construction Level III health facility
Kamulu	Completion of Kamulu Level III Hospital
Katani	Completion of maternity wards, equipping and additional staffing of Katani Dispensary
	Construction of public toilet, provision of laboratory services and recruitment of additional health care workers at Kambi Dispensary
Muthwani	Construction of maternity wards and establishment of rehabilitation centers at Kalusya Dispensary, Muthwani Dispensary, Ndovoini Dispensary and Ng'alalya Dispensary
Ngelani	Construction of a health facility at Ngelani
<b>LANDS, ENVIRONMENT AND NATURAL RESOURCES SECTOR</b>	
<b>Environment and Natural Resources Sub-sectors</b>	
Githunguri	Deployment of cleaners at Githunguri
	Provision of garbage bins
	Provision on dumping sites
Kamulu	Provison of dumping sites
	Deployment of cleaners at Kamulu
	Provision of garbage bins
Katani	Regulation of garbage disposal
	Deployment of cleaners at Katani
	Provision of garbage bins
	Controlling dust from quarries
	Curbing noise pollution
Muthwani	Deployment of cleaners at Muthwani
	Provision of garbage bins
	Provision on dumping sites
<b>Lands Sub-sector</b>	
Githunguri	Issuance of title deeds LR 7340
	Surveying and repossession of public lands

<b>Village</b>	<b>Community Need</b>
	Repossession of grabbed public land LR. 7340/119 (Airways Secondary School)
Kamulu	Issuance of title deeds at Kamulu
	Repossession of grabbed land LR No. 8485 at Phase 3
	Reviewing of land rates
	Issuance of title deeds at Kamulu LR.921 and 922
Katani	Control housing developments
	Issuance of title deeds at Katani
	Proper zoning of lands
	Repossession of grabbed cemetery land and other grabbed lands
<b>PUBLIC ADMINISTRATION SECTOR</b>	
Githunguri	Reviewing licenses levy at Githunguri
Kamulu	Reviewing trade license fees at Kamulu
	Selection of area managers
	Issuance of Title deeds at Kamulu LR.921 & 922
	Repossession of grabbed land LR. 8485 at phase 3 & issuance of Title deeds
Katani	Distribution permits be paid per delivery
	Localize quarry rates Katani
	Payment of license fees on month of issue
	Lowering of single business permit fees
Ngelani	Decentralize land rates payments
<b>WATER AND IRRIGATION SECTOR</b>	
<b>Sanitation Sub-sector</b>	
Githunguri	Construction of public toilets at Githunguri
	Construction of sewer lines
Kamulu	Construction of public toilets at Kamulu
	Provision of sewerage drainage system
Katani	Provision of waste exhaustion services
	Construction of sewer lines
Muthwani	Provision of sewerage drainage system
<b>Water Sub-sector</b>	
Githunguri	Establishment of free water points at Githunguri
	Provision of fresh and clean water at Marystat Borehole
	Rehabilitation of two existing dams
Kamulu	Drilling of boreholes at Assistant Chief's Office, DEB and Myland
	Construction of dams at Street 92
	Installation of solar pumping system at every water kiosk in Kamulu
	Construction of water pans
Katani	Fencing of Kambi and Seme dams
	Fresh water supply at Katani
	Drilling of borehole at Seme Primary School
	Rehabilitation of Seme Dam
	Rehabilitation of House of Hope Borehole and Katani Primary School Borehole
Muthwani	Desilting of Ivovoani Dam
	Fencing of Ndovoini Dam
	Drilling of boreholes at Ivalini, Ivovoani market, Joska market, Kavombo, Kwa Mbuu, Kwa Mumama (Kavilila), Nzoiani market, St Francis of Assis Primary School, Sunshine market and Waikawa Kwa Andrew
	Rehabilitation of Kalimatuto Dam, Kalusya Dam, Kathini Dam, Katulu Dam, Kausyani Dam, Kavilila Dam, Kwa Muasa Dam, Kwa Musembi Dam, Kwa Mutula Dam, Museeku Dam and Musolini Dam
Ngelani	Rehabilitation of borehole at Ngelani
	Construction of dam at Ngelani
	Provision of 2 additional water tanks at Ngelani Borehole



## 29. Syokimau/Mulolongo Ward

Total Number of Participants: 289

Males: 147 Females: 142 Youth: 105 PWDs: 11

Village	Community Need
<b>AGRICULTURE AND CO-OPERATIVES DEVELOPMENT SECTOR</b>	
<b>Agriculture Sub-sector</b>	
Mulolongo	Provision of free indigenous chicks to organised groups e.g. youth and women groups
	Timely provision of subsidized fertilizers
	Provision of training on modern farming practices
Syokimau	Timely provision of free certified seeds and tree seedlings
	Promotion of poultry farming
	Revival of fish farming program
<b>COMMERCIAL, TOURISM AND LABOUR AFFAIRS SECTOR</b>	
<b>Commercial Sub-sector</b>	
Mulolongo	Construction of modern market and of modern kiosks at Mulolongo
	Provision of support to the 'Jua kali' sector
Sabaki	Construction of market sheds at Phase 3
Syokimau	Establishment of a market at Syokimau
	Establishment of a well-managed tipper yard
<b>EDUCATION, YOUTH AND SOCIAL WELFARE SECTOR</b>	
<b>Education Sub-sector</b>	
Mulolongo	Construction of a vocational training centre at Mulolongo
	Construction of ECDE classrooms and recruitment of teachers at Mulolongo
	Construction of ECDE Classrooms at Mulolongo primary
	Provision of bursaries and bursary allocation increment
	Bursary allocation increment
	Provision of Wavinya Care feeding program
	Setting up of career information centres
Sabaki	Construction of additional ECDE classrooms at Ngwata Primary School, Sabaki Police Station and Tufffoam-AIC/Catholic Church
	Bursary allocation
	Construction of Wavinya Care Centre
	Implementation of school feeding program
	Establishment of a library and social hall for the youth
Syokimau	Construction of a polytechnic along Katani road
	Construction of ECDE centres
<b>Social Welfare Sub-sector</b>	
Mulolongo	Provision of access to public and key private institutions for PWDs
	Provision of support to self-help groups
	Provision of financial support of the Elderly
	Funding of women self-help groups
Syokimau	Provision of support to PWDs
	Conducting forums for stress management
Sabaki	Provision of financial support of the elderly, widows, PWDs and vulnerable members of the community
<b>Youth and Sports Sub-sector</b>	
Mulolongo	Construction of a modern stadium
	Construction of a resource centre at DO's Camp
	Provision of employment opportunities to the youth
	Funding of the Youth

<b>Village</b>	<b>Community Need</b>
	Provision of sport kits to youth groups
	Provision of WIFI services and ICT literacy programs
Syokimau	Provision of employment opportunities to the youth
	Supporting entrepreneurship and inventions among the youth
<b>ENERGY, INFRASTRUCTURE AND ICT SECTOR</b>	
<b>Energy Sub-sector</b>	
Mulolongo	Installation of additional floodlights and streetlights
	Power back-up system at Wellness Health Centre
	Regular rehabilitation and maintenance of floodlights at Benuru, DO's Camp, Heshima street, Kathangaita and Sokoni
	Installation of street lights in the outskirts
Sabaki	Installation of floodlights at Sabaki Kijiji
	Installation of 'mulika mwizi' at Blessed road/Cocacola and Ngwata Primary School
	Installation of street lights at Mlolongo Phase 3 Health Centre and Sabaki Estate
Syokimau	Installation of 'mulika mwizi' at Gorofain, Kitcheko and Kwa Mbemba
	Rehabilitation of street lights at Quarry road
	Proper electricity connection at Kitcheko
	Repair and better maintenance of the street lights
<b>ICT Sub-sector</b>	
Mulolongo	Enhance installation of CCTVs by business owners
	Installation of CCTVs in all streets and public places
Sabaki	Installation of CCTVs at health facility at Phase 3
<b>Roads, Transport and Public Works Sub-sectors</b>	
Mulolongo	Construction of 'boda boda' stages and bus terminus at Mulolongo
	Murraming of Sokoni walkways
	Tarmacking and construction of proper drainage system along Musau – Impala road
	Tarmacking and installation of bumps at Gossip – Phase 3 – Police road
	Upgrading of Mulolongo streets to cabro/bitumen standards, construction of proper drainage system and installation of bumps
	Grading and murraming and regular maintenance at Kathangaita road and Makanisani road
	Construction of a drainage system at Mulolongo
	Construction of foot bridge from Phase 2 to Phase 3
	Grading and murraming of the junction after Mlolongo Shopping Centre next to Greatwall Apartments
	Grading and murraming of Mlolongo – Syokimau – Katani road
Sabaki	Construction of permanent footbridges from Phase 2 to Phase 3
	Construction of proper drainage
	Grading and murraming of Athena – Sabaki road, Phase 3 feeder road, Rubbis – Traillink road, Total – Sabaki road, Tuffoam feeder roads and Tuffoam – Sabaki road
	Tarmacking of Gossip Phase 3 ring road
Syokimau	Completion of tarmacking of Mwananchi road
	Grading and murraming of Taifa road
	Murraming, slope draining and compacting of Airport road
	Construction of proper drainage along all roads
	Upgrading of Kiungani road to Bitumen standards
	Removal of barriers along Airport road, Olonyiri road and Parliament road
	Grading and murraming of Viraji road heading to Flight View Estate
	Grading and murraming of AIC mbaraka to catholic road
<b>HEALTH SECTOR</b>	
Mlolongo	Fencing, upgrading of waiting bay, provision of standby ambulance vehicle and adequate supply of drugs at Wellness Health Centre
	All the hospitals to have psychologists
	Recruitment of additional health care workers

<b>Village</b>	<b>Community Need</b>
	Adequate equipped laboratories in the hospitals
Sabaki	Rehabilitation of Mulolongo Health Centre
	Adequate supply of drugs and staffing of SWP at Mavoko Health Centre
	Landscaping, rehabilitation of the health facility at Phase 3, staffing, provision of fuel for ambulance vehicles, additional benches and upgrading of waiting bay and adequate supply of drugs
	A health and wellness centre to be built
Syokimau	Construction of a health facility
	Facilitation of adequate equipped laboratories in the hospitals
<b>LANDS, ENVIRONMENT AND NATURAL RESOURCES SECTOR</b>	
<b>Environment and Natural Resources Sub-sector</b>	
Mulolongo	Provision of tree seedlings
	Provision of solid waste trucks and regular collection of waste
Sabaki	Regular emptying of garbage bins
Syokimau	Regular emptying of garbage bins
	Provision of garbage trucks and deployment of cleaners
	Provision of dumpsite around Kware near Flight View Estate
<b>Lands Sub-sector</b>	
Mulolongo	Processing of title deeds Phase 1,2 and 3
	Provision of land to be used as a dumpsite
	Proper land documentation
	Repossession of public lands
	Affordable housing project
Sabaki	Issuance of title deeds at Kasina Borehole, Market(soko) Phase 3, Mlolongo Phase 3 Hospital, Ngwata Primary School, Sabaki Police Post and Valley View Borehole
	Addressing the issue of double allocation
Syokimau	Repossession of secondary school land along Community road
	Repossession of ECDE school land along Kiungani road
	Repossession of grabbed public lands
<b>PUBLIC ADMINISTRATION SECTOR</b>	
Mulolongo	Construction of ward administration office at DO's Camp
Syokimau	Construction of ward and village administration office
	Recruitment of village administrators
Sabaki	Construction of ward and village administration office
	Recruitment of village administrators
<b>WATER AND IRRIGATION SECTOR</b>	
<b>Irrigation Sub-sector</b>	
Mulolongo	Development of irrigation infrastructure
	Provision of irrigation equipment
<b>Sanitation Sub-sector</b>	
Mulolongo	Construction of public toilets at Mulolongo
	Dire need for sewerage system to be put in place
	Water sources to be safe for human consumption
	Provision of sewer exhaustion services
Sabaki	Construction of public toilets at Phase 3 market land, Sabaki market, Tuffoam and View Joint Kasina
	Construction of main sewer line at Syokimau
Syokimau	Construction of sewerage system at Syokimau
	Cleaning and fencing of Syokimau Dam
<b>Water Sub-sector</b>	
Mulolongo	Reticulation of water to Wellness Health Centre
	Promotion of water harvesting promotion and proper water usage
	Curbing pollution of water catchment areas at Mulolongo

Village	Community Need
	Construction of water tanks
	Drilling of a borehole Kathangaita
Sabaki	Rehabilitation of Kasina Borehole
	Drilling of a borehole
	Reticulation of water to Mulolongo Health Centre and Sabaki residents
	Supply and installation of tanks at Phase 3
	Repossession of Phase 3 Valley Borehole
Syokimau	Drilling of a borehole Kicheko Kwa Chief
	Fast tracking of the Belgium funded project at Syokimau
	Provision of affordable clean water
	Rehabilitation and surveying of Syokimau Dam
	Controlling of storm water at Sabaki River

### Mwala Sub-county

#### 30. Kibauni Ward

Total Number of Participants: 890

Males: 210 Females: 680 Youth: 120 PWDs: 14

Village	Community Need
<b>AGRICULTURE AND CO-OPERATIVES DEVELOPMENT SECTOR</b>	
<b>Agriculture Sub-sector</b>	
Itumbule	Timely provision of free certified seeds and free tractor ploughing services
	Provision of extension services
	Provision of fodder
Kamuthwa	Provision of fodder
	Timely provision of free certified seeds, free tractor ploughing services and subsidized fertilizers
Kilala	Construction of a cattle dip at Mutula
	Timely provision of free certified seeds and free tractor ploughing services
	Provision of extension services
Kitile	Provision of extension services
	Timely provision of free certified seeds
	Construction of an agricultural centre
Kiunduani	Timely provision of subsidized fertilizers and seedlings
	Provision of extension services
Matulani	Timely provision of free certified seeds, tractor ploughing services and pasture seeds
	Provision of extension services to farmers on crop and animal rearing
Mukaa	Provision of extension services and farm inputs
Ngungi	Provision of extension services and farm inputs
<b>COMMERCIAL, TOURISM AND LABOUR AFFAIRS SECTOR</b>	
<b>Commercial Sub-sector</b>	
Itumbule	Construction of market sheds Katulani market
	Rescheduling of Katulani market day
Kilala	Construction of 'boda boda' sheds at Mutula Iviani
Kitile	Construction of 'boda boda' sheds at Nthwanguu
Kiundwani	Construction of market sheds at Kiundwani and Kyalavo markets
Ngungi	Construction of market sheds at Kivani and Muangoni markets
<b>EDUCATION, YOUTH, SPORTS AND SOCIAL WELFARE SECTOR</b>	
<b>Education Sub-sector</b>	
Itumbule	Construction of ECDE classrooms at Katulani, Mukuyuni and Yamalya primary schools
	Bursary increment

<b>Village</b>	<b>Community Need</b>
	Recruitment of ECDE teachers at Katulani Primary School
Kamuthwa	Construction of ECDE classrooms at Itooni, Kiukuni and Mutithi primary schools
Kilala	Recruitment of ECDE teachers at Kivalani, Mutula and Nthangathini primary schools
	Rehabilitation of ECDE classrooms at Kikumini Primary School
	Implementation of school feeding program
	Provision of reading materials
	Construction of ECDE classrooms at Mutula, Ikuuni and Kikumini
Kitile	Bursary increment and fairness in provision of bursaries
	Construction of ECDE classrooms and recruitment of teachers
Kiundwani	Construction of ECDE classrooms and recruitment of ECDE teachers at Ikuuni, Kiundwani, Kyandui and Kyalavo primary schools
	Provision of reading materials
Matulani	Construction of ECDE classrooms at Kenze, Matulani and Uvange primary schools
	Recruitment of ECDE teachers and implementation of school feeding program at Matulani
Mukaa	Construction of ECDE classrooms at Katulani and Kibauni primary schools
	Bursary increment
	Recruitment of ECDE teachers and implementation of school feeding program at Mukaa
Ngungi	Construction of ECDE classrooms at Ikalaasa, Kivani and Muangoni primary schools
	Recruitment of ECDE teachers
	Bursary increment
	Construction of polytechnic at Kwa Kulu
Ndithini	Construction of ECDE classrooms at Kasengele, Konza and Tulila primary schools
<b>Youth and Sports sub sector</b>	
Kilala	Construction of football fields at Kikumini and Kiundwani primary schools
<b>Social Welfare Sub-sector</b>	
Kilala	Provision of support to PWDs
	Funding of CBOs and self-help groups
	Provision of sports equipment and wheel chairs to PWDs
<b>ENERGY,INFRASTRUCTURE AND ICT SECTOR</b>	
<b>Energy Sub-sector</b>	
Itumbule	Installation of 'mulika mwizi' at Katuluni Primary School, Kiundwani Maviani and Kwa Mwangu
Kilala	Installation of 'mulika mwizi' at Kikumini market
	Maintenance of existing 'mulika mwizi' at Kilala
Kitile	Installation of 'mulika mwizi' at Kiteteni market, Nthwanguu and Kitile Secondary School
	Installation of transformer at Kiteteni market
Kiundwani	Installation of 'mulika mwizi' at Iviani, Kyalavo, Kyandui and Manooni markets
Mukaa	Installation of 'mulika mwizi' at Kathiani and Kyaa Kimwe markets
Ndithini	Rehabilitation of market lights at Kasengele, Konza market and Tulila markets
Ngungi	Installation of 'mulika mwizi' at Miaa Itatu, Kivani Shopping Centre, Kwa Joseph Kitulo, Muangoni Shopping Centre and Ndivuni Shopping Centre
<b>Roads, Transport and Public Works Sub-sectors</b>	
Itumbule	Grading of Itangini – Kwa Ndivo – Yamalwa Primary School, Kangundi stage – Kiundwani Secondary School, Katulani River – Manooni – Kwa Maandu, Katulani River – Matung'u River road, Kyambi – Kiimani Muundani, Kwa Mangu – Kwa Willy, Kwa Ndevu – Kwa Musango – The Hill, Mukuyuni Secondary School – Kwa Syombai and Mukuyuni Secondary School – Mukaa Health centre roads
Kamuthwa	Grading of AIC Kavingo – Kaende – Agneta Mutua – Kyowani, Alexander Maundu – Kwa Nyamai – Mukuyuni Primary School, Ikalaasa – Kyeni – Mukaa, Kimeoni – Itooni – Athiriver, Kimeono – Yandaini – Athi, Kwa Jemima – Kyowani, Kwa Kithama – Kwa Ngoto – Kwa Mutuku Kitonyi – Kilile, Kwa Mung'ala – Kwa Martin, Kwa Musyoka Mwova – Kwa Mutuku – Kwa Muendo Kyule, Kwa Mutisya – Kwa Mwanzia – Voo, Kwa Mutuku Tama – Kwa Kanyote – Kwa Musungu – Itulu, Kwa Mutuku – Kwa Kanyote –

<b>Village</b>	<b>Community Need</b>
	Kwa King'ulu, Kwa Mwalyo – Kwa Kamuta – Usini, Kwa Ndevu – Kisuenyi – Kiimani – Kibauni – Kwa Muli – Alexander, Kwa Nyota – Kyowan – Athiriver, Kwa Sammy Musyoki – Nzouni – Kwa Matu, Mwalyo – Nthome – Yandaini – Kiukuni, Ngoo Ntheu – Kwa Komu River road, Ngumbau – Kwa Masesi – Kwa Katwa Bony – Kenze and Peter Nzinzi – Kinyanjui roads
Kilala	Construction of drainage and culverts along Iviani – Kivani road
	Grading of Iviani – Kivani, Iviani – Nthwake River road, Kiambani Kwa Kangwe – Nthwake River, Kikumini – Kisooni – Maluini, Kilala market – Siunguni, Kwa Kutunge – Maluini, Mthwake River – Kwa Kisangau, Mutula Primary School – Muthei, Mutula Primary School – Nthwake River and Mutula – Kibauni VTC roads
	Murraming of Ngunini – Syokauwe road
	Construction of Miu River Bridge
	Rehabilitation of all roads to Thwake River
Kitile	Construction of drift at Kwa Mulimbi River and Kwa Manda road
	Grading and murraming of Athiriver – Kitile Primary School – Kaliluni – Athiriver road
	Grading of Kaliluni – Kiteteni, Kwa Douglas Mulaa – Kwa Katuku – Kulundu – Kiteteni market, Kwa Manda, Kitile Secondary School – Mwaani River road and Kwa Ndunga – Kwa Mutiso – Kyaa Kimwe roads
Kiundwani	Grading of Boniface Musyoka, Ilingoni River – Mbevi Kivilo – Kwa Kinai Kyondo, Isaac Mutuva – Kwa Musyimi Ndolo – Miu River road, Kiundwani Secondary School – Kwa Madam Mwendwa, Kwa Kavuu Mwonga – Kwa Mwevu Mbuvi – Kwa Salee Matu, Kwa Munyao – Kikulumi – Kyandui – Kyalavo Catholic Church, Kwa Mutuvi Nthae – Kwa Kyalo Ngalu and Ngomano AIC roads
	Construction of drifts at Kalandali, Kwa Mwonga – Ngoma, Kyandui Kwa Usia Ngoma and Kaluku Nguli Ngoma rivers
	Construction of gabions at Kwa Muinde Ngoma, Kwa Mutungi Ngoma and Kwa Salee Ngoma rivers
Matulani	Grading of Kasarani – Syombua Nursery School road, Kwa Kingoto – Kwa Nzamba – Athiriver, Kyuasini – Kwa Isika – Athiriver, Makutano Catholic Church – Kilooni market – Athiriver, Matulani – Kenze Primary School – Athiriver, Matulani – syoumbu – Athiriver road, Mwanyani – Uvanga market and Tulila – Custam – Matulani roads
Mukaa	Grading of Kathiani Primary School – Kyaa Kimwe – Kwa Musimbi – Kiteteni Primary School and Kwa Mbalu – Nthwanguu Dispensary roads
Ndithini	Grading of Ikalaasa – Muangoni – Konza – Kyaani, Itangini – Kwa Kiteto – Kwa Mbaki, Kilawani – Kwa Nbiti – Matulani, Konani – Kasengele market, Kwa Nganu – Kwa Nzangi – Kwa Ngangotho – Kwa Kioko, Kyaani – Kwa Ben Mbindyo and Tulila – Konza and Tulila – Kwa Mbiti roads
	Construction of Nyumba Kati – Kikumini –Kivani –Iviani road and Kenze – Kyowani – Kikumini – Yandaeni – Kathiani road
Ngungi	Construction of drifts along Muangoni – Konza road
	Grading of Kakungu Kivani, Kathiika road – Kwa Kyuvi, Kibauni – Kivani, Kwa Mary Muthama – Kwa Kyendwa – Kwa David, Kwa Mulwa – Paul Mwanthi – Kangundo, Kyaambuli – Kwa Kiviu, Kyaambuli – Kwa Kulu – Kwa Mule, Maluini – Katulani – Kivani Primary School, Masani – Hilltop, Muangoni Ithemboni, Mumbuni Dam, Ndivuni – Iiani, Ndivuni – Muangoni and Ndunguni – Kwa Kithisya roads
<b>ICT Sub-sector</b>	
Kiundwani	Construction of ICT institution for the youth
<b>HEALTH SECTOR</b>	
Itumbule	Construction of a health facility at Kiundwani AIC
Kamuthwa	Construction of a health facility at Kimeoni Dam
Kilala	Construction of toilets, equipping of maternity wing and laboratory, staffing and installation of gutters at Kalala Dispensary
Kitile	Upgrading of Nthwanguu Dispensary to Level III (Fencing, construction of a laboratory, supply and installation of water tanks, adequate supply of drugs and additional staffing)

<b>Village</b>	<b>Community Need</b>
Kiundwani	Construction of a health facility at Kiundwani AIC Recruitment of CHVs
Matulani	Funding and electricity supply to Syoumbu Dispensary Provision of protective equipment to CHVs at Matulani Construction of dispensary at Uvanga
Mukaa	Fencing, completion of maternity wards, adequate supply of drugs and additional staffing at Katulani Health Centre Completion of female and male wards
Ndithini	Rehabilitation of Tulila Dispensary, recruitment of additional health care workers and supply of anti-rabies and anti-venom drugs
Ngungi	Construction of health facilities at Ithaeni Muangoni and Kwa Matungu Construction of maternity wing and provision of laboratory services at Ikalaasa Dispensary
<b>LANDS, ENVIRONMENT AND NATURAL RESOURCES SECTOR</b>	
<b>Environment and Natural Resources Sub-sector</b>	
Kilala	Deployment of cleaners at Ngomano
Matulani	Deployment of cleaners at Matulani market
Ndithini	Deployment of cleaners at Kasengele, Konza and Tulia market
<b>Lands Sub-sector</b>	
Kilala	Issuance of title deeds
Kitile	Issuance of title deeds
Kiundwani	Issuance of title deeds
Mukaa	Issuance of title deeds
<b>PUBLIC ADMINISTRATION SECTOR</b>	
Kilala	Deployment of a village administrator
<b>WATER AND IRRIGATION SECTOR</b>	
<b>Sanitation Sub-sector</b>	
Kamithwa	Construction of public toilets at all markets
Kilala	Construction of public toilets at Mutula market
Matulani	Construction of public toilets at Custam, Kasarani, Kenze, Matulani, Syoumbu and Uvanga markets
Ndithini	Construction of public toilets at Kasengele, Konza and Tulila markets
<b>Water Sub-sector</b>	
Itumbule	Construction of dams at Kwa Iluve, Kwa Nganga Kiimani, Mukala(Uvali) and Mundani Drilling of boreholes at Katulani Primary School, Kiundwani Secondary School, Kwa Nzangi Ndivo, Makuyuni and Yamalya primary schools Construction of sand dams along Linde River near Yamalwa, Mukuyuni Secondary School, Mulumya River, Munduni River and Mwasya River Rehabilitation of Mukuyuni Dam Reticulation of Mukuyuni Borehole water
Kamuthwa	Drilling of boreholes at Kyeni and Ngumbau primary schools Construction of Kwa Nthome Dam Desilting of Kamuiso and Kimeoni dams
Kilala	Desilting of Kyambisi Dam Construction of dam at Kyevindi road Rehabilitation of Endau Dam and Muthei Dam Drilling of Kavengelo, Kivalani and Kwa Sammy Muthama boreholes Piping and installation of water tank at Mutula Borehole
Kitile	Reticulation of water from Kitile Secondary School – Kaliluni and Athiriver Kwa MBaa Mulei – Kiteteni Construction of dams at Kwa Kawala, Kwa Masavi and Kwa Munyalo Drilling of boreholes at Kaliluni, Kiteteni and Kitile primary schools Rehabilitation of Manduu Borehole Rehabilitation of Kiaka Pipeline

Village	Community Need
	Raising of sand dams
	Construction of sand dams along Mulimbi and Mwaani rivers
	Capacity building on water harvesting
	Drilling of boreholes at Ngumbau
	Desilting of Kwa Matinga Dam
Kiundwani	Drilling of boreholes at Kwa Kivindy, Kyandui Dam and Ngoma Kwa Makindu
	Supply and installation of water tanks at Kwa Mutua Kamote, Kiundwani and Kyalavo primary schools
	Construction of Ilingoni dams
	Desilting of Kwa Metho and Mukala dams
Matulani	Supply and installation of water tanks at Uvanga, Custom, Syoumbu, Kenze and Kivingoni markets
	Desilting of Kwa Kalenga Dam
	Construction of Kyaka and Malaani-Kingoto dams
	Reticulation of Matulani Borehole water to the community
	Rehabilitation of abandoned boreholes at Matulani Primary School
	Drilling of borehole at Uvanga Primary School
Mukaa	Construction of sand dams at Kwa Linde, Kwa Ngumbi, Miseleni and Siunguni
	Desilting of Kwa Kanzau, Ngangani and Kwa Kasimu dams
	Drilling of borehole at Nzeveni
	Supply and installation of water tanks at Katulani Health Centre
	Construction of a new dam at Nzeveni
Ndithini	Desilting of Kwa Kyenzi Dam and Konza dam
	Powering of Konza Borehole
	Construction of Konza Dam
Ngungi	Drilling of boreholes at Kivani Primary School, Kwa Alex Maundu, Kwa Kilonzo Mutiso, Kwa Makete and Miaa Itatu
	Construction of Kwa Maua, Kwa Kamulo, Kwa Matungu and Kyaambuli dams
	Desilting of the Mega dam

### 31. Makutano/Mwala Ward

Total Number of Participants: 321

Males: 117 Females: 204 Youth: 89 PWDs: 01

Village	Community Need
<b>AGRICULTURE AND CO-OPERATIVES DEVELOPMENT SECTOR</b>	
<b>Agriculture Sub-sector</b>	
All villages	Provision of beehives and training of farmers on bee keeping
	Provision of fruit tree seedlings (pixels, avocado, mangoes, oranges, pawpaw and pasture) to be replaced with maize and beans seedlings
	Rehabilitate existing cattle dips in the entire ward and construct new ones at Kangii, Kaloleni Kwa Malila and Kwa Ndo
	Provision of agricultural extension officers
	Provision of pesticides
	Provision of artificial insemination services
	Construction of slaughterhouses
	Have open days for training and engaging with farmers on best farming methods
Kamwala	Rehabilitation of Kwa Mulinge Cattle Dip
	Timely provision of free certified seeds and subsidized fertilizers
	Provision of livestock vaccination services and artificial insemination services
	Provision of free indigenous chicks and stocking of fish fingerlings
Kangii	Timely provision of free certified seeds, free tractor ploughing services and subsidized fertilizers
	Provision of livestock vaccination services, artificial insemination services and extension



<b>Village</b>	<b>Community Need</b>
	services
	Provision of pasture seeds
	Provision of free indigenous chicks
	Provision of dairy goats to groups
Kibau	Provision of free indigenous chicks
	Timely provision of free certified seeds, free tractor ploughing services and subsidized fertilizers
	Provision of livestock vaccination services and extension services
	Provision of fruit tree seedlings
Kivandini	Rehabilitation of cattle dip
	Provision of livestock vaccination services
	Provision of fruit tree seedlings
	Timely provision of free tractor ploughing services and subsidized farm inputs
	Provision of free indigenous chicks
	Provision of subsidized farm inputs
Kyamutwii	Timely provision of free certified seeds, free tractor ploughing services, subsidized fertilizers and pesticides
	Provision of free indigenous chicks
	Provision of extension services
Kyanganga	Timely provision of free certified seeds, free tractor ploughing services and subsidized fertilizers
	Provision of free indigenous chicks and dairy goats
	Provision of livestock vaccination services and extension services
	Provision of pasture seeds
Kyawango	Timely provision of free certified seeds, free tractor ploughing services and subsidized fertilizers
	Provision of livestock vaccination services and extension services
	Provision of free indigenous chicks
	Provision of pasture feeds
Mathunthini	Timely provision of free certified seeds, free tractor ploughing services and subsidized fertilizers
	Provision of free indigenous chicks
Maweli	Timely provision of free certified seeds, free tractor ploughing services and subsidized fertilizers
	Rehabilitation of Maweli Cattle Dip
	Provision of livestock vaccination services and extension services
	Provision of free indigenous chicks and dairy goats
	Provision of pasture feeds
	Construction watering trough at Kwa Makau Dam
Ngulini	Construction of cattle dip at Kwamweu Malila Kyangii village
	Provision of livestock vaccination services
	Timely provision of free certified seeds and subsidized fertilizers
	Provision of free indigenous chicks
Nyanyani	Provision of free indigenous chicks
	Provision of livestock vaccination services
	Timely provision of subsidized farm inputs
Wetaa	Provision of artificial insemination services and livestock vaccination services
	Provision of extension services to farmers
	Rehabilitation of Kwakamelo Cattle Dip
	Provision of free indigenous chicks and incubators
	Establishment of tree nursery
<b>Co-operatives Development Sub-sector</b>	
All villages	Formation of a co-operative society for fruit farmers
Kibau	Support to mango farmers through construction of a fruit processing factory
Maweli	Operationalization of NCLB silo at Mwala
	Construction of fruit processing plant at Maweli
Wetaa	Construction of fruit processing plant
<b>COMMERCIAL, TOURISM AND LABOUR AFFAIRS SECTOR</b>	

Village	Community Need
<b>Commercial Sub-sector</b>	
Kamwala	Construction of 'boda boda' sheds at Kitange and Kanyuuku market
Kangii	Construction of 'boda boda' shed and market shed at Kangii
Kibau	Construction of livestock shed and 'mama mboga' stalls at Mwala market
	Enclosure of Mwala market
Kivandini	Scheduling of market day at Kivandini market
Kyamutwii	Construction of 'boda boda' sheds and 'mama mboga' stalls at Kyamutwii market
Kyanganga	Construction of 'boda boda' sheds and 'mama mboga' stalls at Kyanganga
	Scheduling of market day at Kyanganga
Kyawango	Construction of 'mama mboga' stalls and 'boda boda' sheds at Kyawango
	Revival of market day at Kyawango
Makutano	Construction of market sheds (wholesale and retail)
	Construction of 'boda boda' sheds
Mathunthini	Construction of 'mama mboga' stalls at Kasino market and Makutano
Maweli	Construction of market shed and 'boda boda' shed at Maweli and Kyengo market
	Scheduling of market day
	Construction of 'boda boda' and market sheds at Maweli
Mwala (HQ)	Upgrading of Mwala market through construction of market sheds (wholesale and retail)
	Construction of cattle market
	Construction of 'Jua kali' sheds
	Designate market days (Wednesdays and Saturdays)
Ngulini	Construction of market sheds at Bishop Ndingi and Kaloleni markets
	Provision of conducive trading environment
Wetaa	Construction of 'boda boda' shed at Wetaa market
	Scheduling of market day at Wetaa market
<b>Tourism Sub-sector</b>	
All villages	Fencing off Mathembo at Kwa Mulinge, Kibau-Mululimu, Kaserem, Kivandini- Kwa Kisau, Kwa Ikwii, Maweli-Kwa Mavalu, Kwa Ngai, Mbaa Ngulu, Kwa Kivisu, Kwa Nduta and Kwa Malinda
	Setting aside a cultural day
Kyamutwii	Provision of support to traditional dancers
Mathunthini	Motivation of traditional dancers
Maweli	Promotion of cultural dance festivals
<b>EDUCATION, YOUTH, SPORTS AND SOCIAL WELFARE SECTOR</b>	
<b>Education Sub-sector</b>	
Kaloleni	Construction of ECDE classes at Kikumini and kwa Katunge Primary
Kamwala	Recruitment of additional teachers all Kwamwala ECDE centres
	Construction of ECDE classrooms at ABC Kyanyuuku
	Rehabilitation and provision of furniture at Kitange, Kyuluni and Kivulusa ECDE centres
	Construction of ECDE classroom at Mulusa, Kyuluni and Kitange primary schools
Kangii	Construction of ECDE classrooms and recruitment of teachers at Kangii, Kiluluini and Kwa Kisua centres
	Construction of ECDE classrooms and recruitment of additional teachers at Kibau and Mwala DEB primary schools
	Construction of a vocational training centre at Kamwala
Kivandini	Construction of ECDE classes at Kyathani, Kitie and Katithi primary schools
	Construction of ECDE classrooms and recruitment of additional teachers at Kwa Kisau and Utithi primary schools
	Construction of ECDE classrooms on the public land at Kanzalu village
Kyamutwii	Provision of grants to youth groups
	Provision of support to football clubs
	Construction of a polytechnic and support St. Joseph's Polytechnic
Kyanganga	Provision of bursaries at Kyanganga

<b>Village</b>	<b>Community Need</b>
	Construction of ECDE classrooms at Kyanganga, Muvwana and Wetaa centres
	Recruitment of ECDE teachers and implementation of school feeding program at Kyanganga
Kyawango	Bursary allocation increment at Kyawango
	Construction of ECDE classrooms, recruitment of teachers and implementation of school feeding program at Kyawango
	Construction of ECDE classrooms at Kwa Mwonga
	Construction of a polytechnic on public land at Kyawango
Manthunthini	Construction of ECDE classrooms and recruitment of teachers at Kyamwe and Mathunthini
Maweli	Provision of bursaries
	Construction of ECDE classrooms at Kimangau, Kisaani, Mbusyani, Ngangani and Ngoluni centres
	Rehabilitation of ECDE classrooms at Ndandani
Ngulini	Construction of ECDE classrooms at Ikumini, Kwakatunge and Mwanyani primary schools
	Recruitment of ECDE teachers at Ikumini, Kwakatunge and Mwanyani primary schools
	Construction of Ngulini Vocational Centre
	Implementation of school feeding program at schools in Ngulini
Myanyani	Construction of a vocational training centre at Kandumbu
	Rehabilitation of Kandumbu and MUSAALANI ECDE classrooms
	Construction of ECDE classrooms at Myanyani and Kwa Ndoos primary schools
Wetaa	Construction of ECDE classrooms at Kwavenge and Mwaasua Kithaathai centres
	Rehabilitation of ECDE classrooms at Mango Centre
<b>Social Welfare Sub-sector</b>	
All villages	Establish PWDs Youth and women centres and programmes.
	Women and youth Grants for business
Kamwala	Financial support to PWDs
	Provision of grants to women, men and youth groups
	Provision of support to choir groups and churches
	Provision of support to talented children
	Provision of support to children of the elderly
Kangii	Provision of support through funds to PWDs and the elderly
Kibau	Facilitation of PWDs
	Provision of grants to women groups
	Provision of support to the elderly and talented children
	Provision of support for choir groups and churches
Kivandini	Provision of grants to women
	Provision of support to the elderly and PWDs
	Provision of support to churches
Kyamutwii	Provision of support to the elderly and PWDs
	Provision of support to churches
	Provision of support to talented children to achieve their goals
	Provision of grants to women groups
Kyawango	Provision of financial support to social welfare groups
Mathunthini	Provision of funding support to PWDs and the elderly
	Provision of support to talented children
	Provision of grants to women and men groups
Maweli	Provision of wheelchairs, white canes and hearing devices to PWDs
Myanyani	Provision of grants to social welfare groups
Ngulini	Empowerment of self-help groups
	Provision of grants to women groups
Nyanyani	Provision of support to the elderly and vulnerable
	Provision of grants to women groups
Wetaa	Provision of grants to women and men groups
	Provision of support to the elderly and PWDs

<b>Village</b>	<b>Community Need</b>
	Provision of support to choir groups and churches
<b>Youth and Sports Sub-sector</b>	
All areas	Rehabilitation of all fields and equip them with amenities
	Initiate sporting activities/competitions
	Provision of sporting kits at Kambi, Kautuluni, Kalukuni, Kithianioni, Makutano A.B.C and Yeemwatu
	Levelling of all playgrounds in the a/m schools
	Funding of the youth groups
	Provision of metal goal posts and nets
	Construction of talent nurturing institute at Kambi ya Ndeke.
Kamwala	Provision of grants to youth groups
	Provision of support to football clubs
Kangii	Provision of support to talented youths
Kibau	Provision of support to football clubs
	Provision of grants to the youth
Kivandini	Provision of grants to youth groups
Kyamutwii	Empowerment of youth through provision of grants
	Motivation of the youth through support for sporting activities
Kyanganga	Nurturing of youth talents
	Provision of uniforms and balls to teams
	Provision of youth empowerment funds
Kyawango	Consideration of youth during awarding of tenders
Mathunthini	Provision of grants to youth groups
	Provision of uniforms to football clubs
Maweli	Provision of balls and uniforms to clubs
Ngulini	Empowering the youth through trainings
	Provision of support to football and sports clubs
	Provision of grants to youths groups
Nyanyani	Provision of grants to women
	Youth empowerment through trainings
Wetaa	Provision of support to football clubs
	Provision of support to talented children
	Youth empowerment through grants
<b>ENERGY, INFRASTRUCTURE AND ICT SECTOR</b>	
<b>Energy Sub-sector</b>	
Kamwala	Installation of additional 'mulika mwizi' at Kanyuuku and Kitange markets
Kangii	Installation of 'mulika mwizi' at Kiimani Kwa Mwalwa
	Installation of transformer Kiema market
Kibau	Installation of 'mulika mwizi' at Mwala Level IV Hospital gate, Kibau DEB and Syanthe Primary School
Kivandini	Installation of 'mulika mwizi' at Kwa Kisau, Kanzalu village and Mutuyu Shopping Centre
Kyamutwii	Installation of 'mulika mwizi' at Kasino Shopping Centre, Kyamutwii Youth Polytechnic, Kyamutwii market, Saisere and Muvyana B
	Installation of 'mulika mwizi' at Mataka, Itumbini post (rehabilitation), Makotoni, Kaseveni, Yanthooko and Kanzalu solar street lighting
Kyanganga	Installation of 'mulika mwizi' at Kwa Sammuel Wambua, Munyiiki ABC and Muvwana Primary School
	Rehabilitation of 'mulika mwizi' at Kyanganga Shopping Centre
Kyawango	Installation of 'mulika mwizi' at Kwamwonga Primary School
Mathunthini	Installation of 'mulika mwizi' at Junction Kitui Highway-Mathunthini, Kilaani stage, Kwa Kilungu Shopping Centre, Kwa Muanza water point, Kya Mwai, Kwa Ngula and Kya Mwai Primary School
	Installation of Mulika Mwizi at Kya Mwai, Kwa Ngula, Kya Mwai Primary School

<b>Village</b>	<b>Community Need</b>
Maweli	Installation of 'mulika mwizi' at Kiluluini, Kwa Mwonga, Kwa Stephen, Mbusyani, Kandani, Kyengo market and additional at Maweli Rehabilitation of 'mulika mwizi' at Maweu market
Ngulini	Installation of 'mulika mwizi' at Athi Malili, Kwa Ngesa Nduka Moja and Kyangii shopping centres Rehabilitation of 'mulika mwizi' at Ngelatani
Nyanyani	Installation of 'mulika mwizi' at Iiani/Kwa Kingi and Kwandoo market Rehabilitation of 'mulika mwizi' at Kamwala
Wetaa	Installation of 'mulika mwizi' at Mango Level II Hospital and Wetaa market Rehabilitation of 'mulika mwizi' at Wetaa market
<b>Roads, Transport and Public Works Sub-sectors</b>	
Kamwala	Tarmacking of Alice Mbithe – David Masila, Daudi Mutua – Makotonini Dam, Kwa Muinde Nzuki – Kwa Mwangi – Mataka, Makotonini – Masila Nzuki and Mataka Shopping Centre – Kwa Sangali roads Repairing Maani Drift Grading Kitilev- Makotonini road, Kwa Peter – Luusa road, Kitile – Mataka – Kilokumi road, Dr. Mbithi – Kitange Primary School road, Mithumo – Muvyana – Kathaathai road, Kitange – Makotonini road, Kwamunyu Primary School – Kathaana road and Mango – Kwa Muyu – Salvation Army – Kwa Kamelo road
Kangii	Grading Kithilili - Kaloleni – Bridge road and Kwa Mutemba – AIC Kathiani road
Kibau	Grading of AIC Kandumbu – Miu River, Kaseveni Catholic Church – Miu River road, Kibau Primary School – Miu River, Kwa Kivindu – Kaseveni, Kwa Muvea – Kibau Primary School and Mbathukie Dip – Miu River roads Grading of Itukani – Kibau road, Kwa Ngunzu, Muvea Kaloki – Kibau road, Kibau – Yanthooko road, Kwa Ngunzo – Ndivuini road and Yanthooko road Construction of Miu River bridge on the way to Kyawango road Construction of culverts at Kwa Joseph Mulili, Kwa Kingi and Musau Nzau road Tarmacking of market and construction of proper drainage system at Mwala market Construction of bridge/drift at Kwa Kioko kilo kumi
Kivandini	Grading of Kwandoo – Kanzalu, Yanthooko – Mutuyu Shopping Centre and Yanthooko – Kivuluni roads Construction of a drift at Kwa Kuvila River Construction of a culverts at Kwa Joseph Muathe and Kwa Mutiso Simba Grading of Yanthooko – Kanzalu road, Utithini Primary School – Kivuluni road, 483an gala – Kanzalu road and Kwa Father Dominic road Construction of culverts at Kwa Kivila
Kyamutwii	Grading of Itumbini Primary – Kwa Ngyema, Kwa Indi Shopping Centre – Kisaani Primary School, Kwa Kyove – Kyamutwii market, Kwa Mativo – AIC Utithini, Kwa Molo – Kwa Stephen Shopping Centre, Kwa Mulela – Kyamutwii market, Kwa Muvolo Dam – Kwa Stephen Shopping Centre, Kwa Nzyoki Kuti – AIC Utithini, Kwanthula – Kyawango Junction, Kyamutwii Market – Itumbini Primary School and Kyamutwii – Kasino market roads Construction of drifts at Kwa Julius, Kwa Kisulu River, Kwa Kuli, Kwa Mutisya Loki and Kwa Ndilivu Grading and construction of culverts along Embui Primary School – AIC Utithini road Grading of Kwaingeeti – Kyandani road Construction of culverts at Kwa Ngai usini, Kwa Mulela – Kwa Kavuli, Syunguni and Kya Mwai Primary School
Kyanganga	Grading of AIC Kyanganga (through Kwa Kyambi) – Tarmac road, Kwa Dorcas Kieti – Kingelu, Kwa Mulwa – Kwa Mbithi Kyengo, Kwa Mutinda Kimotho – Kwa Mtheke Musuno and Kwa Mutua – ABC Munyiiki road
Kyawango	Grading of AIC Kwanzukinu – Miu River, Kwa Kwamwonga Shopping Centre – Kwa John Mwenze, Kwa Kwamwonga shopping centre – Miu River and Kyawango market – King'ali roads Construction of a bridge

<b>Village</b>	<b>Community Need</b>
	Construction of drifts along King'ali River, Kwa Mwanja Kivavi and Miu River
Manthuthini	Tarmacking of Assistant Chief's home – Kyamutwii market, Assistant Chief's Office – Kyawango Junction, Khui Highway – Kiilani Stage and Nthula Dam – Kwa Ngolya Dam roads Grading of Mathunthini Primary School road, Kwangai – Kya Mutwii road, Kilaani road and Mutinda Kimotho – Matheka wa Musungi road
Maweli	Construction of drifts at Kwa Kivindu Kioko (Kiua River), Kwa Maweu, Kwa Mulela (Languni River), Kwa Mutuku (Kyawango River), Kwa Ndeto Munyao (Kitla River), Kwa Nguti (Kamutuma River), Kwa Nthusi (Nthusi River) and Kwa Nzioka (along River Kyawango) Grading of Kwa Kimongo – Kwa John Mutune, Kwa Maweu – Masau Nthenge – Makau Dam, Kwa Mulela – Kwa Munywoki Wambua through Kisaani Primary School, Ndandani Catholic Church – Kwa Mutumba , Nthunguni – Kwagoli – Ndandani road, Iiani Primary School road and Kisaani Primary School Polytechnic road Construction of culverts at Kwa Munguti – Kyasua road
Mwala HQ	Construction of Kwa Kisil bridge, Kyawango and Athi bridges Construction of a bus park Improve road network (rig road)
Myanyani	Grading of Kandumbu – Ilani, Kandumbu – Ngomano, Kandumbu – Muthiani and Kiwanza – Kanduu Kandumbu – Muthiani roads Grading of Kasondi River drift road, Myanyani market – Kwandoo road, Musalani – Fr. Dominic road, Bishop Ndingi – Kwa Kiithya road, Bishop – Miu road, Mumbuni – Kaloleni (Kwa Bridge) road and Kwa Katunge – Mbui – Mawia road Construction of culverts at Myanyani – Kasooni
Nguluni	Grading of Jeshi la Wokovu – Miu, Kiuni – Kwa Kithome, Kwa Katuka – Mubuni, Kwa Katunge – Athi Kwa Mawia, Kwa Katunge – Miu, Kwa Katunge – Athi Ngomano, Kwa Kitema Ndondola – Mubuni, Kwa Kivaya – Ndumbuli, Kwa Mumina – Miu Kwa Kimatu, Kwa Reuben Kithuka – Miu Kwa Nyingi and Ngetani – Kwakikuli roads Grading of Kwa Mbenzi road across Languni – John Mwaluko road
Wetaa	Grading of AIC Wetaa – Mango Chief's Office, Ben Ndunda – Mutua Kimiyu, Isiali Mutuku – Kwa Simba, Kwa Akaya – Kathunguli, Kyou Centre – Mutemba, Muindi Nzuia – Mwanzia Muasya, Munyao Kyuli – Peter Nzioki, Musyimi Nzomo – Kyalo Nzango, Ndala Junction – Mulwa Ndala, Wetaa market – Kavunyu School road, AIC Wetaa – Kwa Chief's Office, Kwa Ben wadu – Kyuu road, Musau Mumo Timothy Mutua road, Wataa – Mutoo – (Chief Daniel) road, Kwa Kamelo – Kwa Sango – Mango Secondary School – Kivandini – Wetaa road, Kwa Vala – Ngungo – Nzolo road, Kitia – Kwa Muthi – Kyengo – St. Peter Kyanganga road, Agnes Thano- Mwata technical college road, Kwa Jacket – Maangi – Kwa Chief (Mwaniki) road, Mangu – Kingelu road, Kwavala – Kathunguli road, Kwa Mwala junction – kwa mulwa 484an gala Kiimani road and Kasanga – Vyulya road Construction of culverts at Kwa Ndunda, Kwa Kana, Kwa Maisha, Kibau – Mwala Construction of bridges at Kwa Wanzilu – Aombe (Athi) road and Miu – Kyawango road
<b>ICT Sub-sector</b>	
Kangii	Installation of CCTV cameras at Kangii market
Kibau	Provision of ICT training
Kivandini	Provision of ICT training
Kyamutwii	Installation of CCTV cameras at Kyamutwii centre
Kyanganga	Construction of computer rooms
Kyawango	Installation of CCTV cameras at Kyawango Dispensary
Manthuthini	Installation of CCTV cameras at Makutano market
Maweli	Installation of CCTV cameras at Maweli Dispensary
Myanyani	Installation of CCTV cameras at MUSAALANI and Kwandoo market Provision of ICT training
Nguluni	Installation of CCTV cameras at Kaloleni market
Wetaa	Provision of ICT training at Mango Primary School
<b>HEALTH SECTOR</b>	
All locations	Procuring ambulances

<b>Village</b>	<b>Community Need</b>
Kamwala	Recruitment of additional health care workers, recruitment of CHVs and adequate supply of drugs at Kamwala
	Rehabilitation and equipping of Mathina Dispensary
Kangii	Construction of a health facility at St. John Catholic Church public land
	Universal health care coverage and recruitment of CHVs at Kangii
Kibau	Rehabilitation of roof, construction of mortuary, construction of KMTC, establishment of cancer centre, provision of X-ray and ultrasound services and adequate supply of drugs to Mwala Level IV Hospital
	Rehabilitation of the roofing at Mwala Level IV
Kivandini	Completion of Kwandoo Dispensary
Kyamutwii	Construction of a health facility at Kyamutwii market public land
	Provision of ambulance services and recruitment of CHVs at Kyamutwii
Kyanganga	Recruitment of CHVs and additional staff and adequate supply of drugs at Kyanganga
	Provision of ambulance vehicle at Mango health facility
Kyawango	Upgrading of the health facility, rehabilitation of the roof, construction of maternity wing and staff quarters, provision of x-ray services and laboratory, universal health care program, adequate supply of drugs and recruitment of additional health care workers and CHVs at Kwawango
Makutano	Construction of a health facility
Manthuthini	Construction of a health facility at Kyamwei village public land
	Provision of ambulance services and recruitment of CHVs at Mathunthini
Maweli	Construction of laboratory at Maweli Health Centre and adequate water supply
	Upgrading of Maweli Level II Hospital, construction of maternity wing, universal health coverage, recruitment of additional staff and CHVs and adequate supply anti-venom drugs and other drugs
Mwala HQ	Proper equipping of Mwala health facility and construction of a mortuary and medical training college within the facility
Myanyani	Construction of health facility at MUSAALANI market
Ngulini	Construction of laboratory and staff quarters and recruitment of CHVs at Ngulini Dispensary
Wetaa	Completion of maternity unit, provision of ambulance vehicle, recruitment of CHVs and adequate supply of drugs at Mango Level II Hospital
	Complete Mango Health Centre and construction of a maternity wing
<b>LANDS, ENVIRONMENT AND NATURAL RESOURCES SECTOR</b>	
<b>Environment and Natural Resources Sub-sector</b>	
Kamwala	Provision of tree seedlings to plant in schools, churches e.t.c.
	Establishment of tree nurseries
	Deployment of cleaners at Kanyuuki and Kitange markets
Kangii	Provision of market linkages for seedlings grown by groups
	Provision of tree seedlings to plant in schools, churches e.t.c.
	Establishment of tree nurseries
Kibau	Provision of tree seedlings to plant in schools, churches e.t.c.
	Establishment of tree nurseries
Kivandini	Provision of tree seedlings to plant in schools, churches e.t.c.
	Establishment of tree nurseries
Kyanganga	Provision of tree seedlings to plant in schools, churches e.t.c.
	Establishment of tree nurseries
	Provision of market linkages for seedlings
	Deployment of a cleaner at Kyanganga
Kyawango	Deployment of additional cleaners at Kyawango
Makutano	Provision of dumping sites and garbage bins for garbage collection
Maweli	Provision of tree seedlings to plant in schools, homes, churches e.t.c.
	Taking care of seedlings
	Deployment of a cleaner at Maweli

<b>Village</b>	<b>Community Need</b>
Mwala HQ	Provision of designated dumping sites and enough garbage bins for garbage collection
Ngulini	Provision of tree seedlings to public institutions
	Sensitization of the community to plant trees
Nyanyani	Provision of seedlings to public institutions
	Sensitization of community to plant trees
Wetaa	Provision of tree seedlings to plant in schools, churches e.t.c.
	Establishment of tree nurseries
	Provision of dumping site and deployment of cleaners at Wetaa market
<b>Lands Sub-sector</b>	
Kamwala	Provision of land surveying services at Kanyuuku market
	Issuance of title deeds
Kangii	Issuance of title deeds
	Provision of land surveying services during grading of roads
Kibau	Issuance of title deeds
	Provision of land surveying services
Kivandini	Provision of land surveying services
	Issuance of title deeds
Kyamutwii	Issuance of title deeds
	Provision of land surveying services
	Establishment of ministry of lands offices
Kyanganga	Issuance of title deeds
	Provision of land surveying services
	Facilitation of land succession process
Kyawango	Provision of land surveying services
	Issuance of title deeds
	Sensitization on land succession
Manthunthini	Issuance of title deeds
	Provision of land surveying services
	Establishment of ministry of lands offices
Maweli	Sensitization and facilitation of land succession process
	Issuance of title deeds
	Purchase of land for public projects
Mwala HQ	Proper mapping of the town, surveying and issuance of title deeds/allotment
	Simplify acquisition of title deeds
	Construction of Mwala cemetery
Ngulini	Provision of land surveying services
	Assistance in succession process for land ownership
Nyanyani	Issuance of title deeds
	Provision of land surveying services
Wetaa	Provision of land surveying services
	Issuance of title deeds
	Fencing of public land at Kwa Kamelo
<b>PUBLIC ADMINISTRATION SECTOR</b>	
All villages	Establishment of Village Councils
Kamwala	Construction of village and ward administration offices and facilitation of movement of officers
	Constituting village council
Kangii	Lowering of license and permits fees
Kibau	Construction of village and ward administration offices and facilitation of movement of officers
	Constituting village council
Kivandini	Construction of village and ward administration offices and facilitation of movement of officers
	Constituting village council
Kyamutwii	Construction of village and ward administration offices and facilitation of movement of officers
	Recruitment of village administrators



<b>Village</b>	<b>Community Need</b>
Kyanganga	Construction of village and ward administration offices and facilitation of movement of officers
	Constituting village council
	Lowering of license fees
Kyawango	Constituting village council
	Construction of village administration office
	Lowering of license and permits fees
Mathunthini	Construction of village and ward administration offices and facilitation of movement of officers
	Constituting village council
Myanyani	Constituting village council
	Construction of administration office
	Lowering of license and permits fees
Ngulini	Construction of village administration offices
	Constituting village council
	Lowering of trading licenses fees for rural areas
Nyanyani	Construction of village and ward administration offices and facilitation of movement of officers
	Constituting village council
Wetaa	Construction of village and ward administration offices and facilitation of movement of officers
	Constituting village council
<b>WATER AND IRRIGATION SECTOR</b>	
<b>Sanitation Sub-sector</b>	
Kamwala	Rehabilitation of public toilets at Kanyuuku market
Kangii	Construction of public toilets at Kangii
Kibau	Construction of public toilets at livestock area at Mwala market
Kivandini	Construction of public toilets at Kivandini and Kwandoo markets
Kyamutwii	Construction of public toilets at Kyamutwii market
Kyanganga	Completion of public toilets at Kyanganga
Kyawango	Deployment of public toilet attendant at Kyawango
Makutano	Construction of public toilets
	Construction of the sewerage and drainage system
Mathunthini	Completion of public toilets at Makutano market
Maweli	Construction of public toilets at Maweli market
Mwala HQ	Construction of public toilets
	Construction of the sewerage and drainage system
Myanyani	Construction of public toilets
Ngulini	Construction of public toilets at Bishop Ndingi and Kwakatunge markets
Wetaa	Construction of public toilets at Wetaa market
<b>Water Sub-sector</b>	
Kamwala	Drilling of boreholes at Kanyuuku market, Kavalya, Kwa Mbelevele, Kwesongo and Mataka
	Desilting of Kivulusa, Kwa Mutwa, Kwasina and Makotonini dams
	Construction of sand dams at Katilini and Miu rivers
	Construction of dams at Kibau Primary, Itie, Kwa Nyaa, Kwangii dam
Kangii	Drilling of boreholes at Kiema and Kiluluini AIC
	Installation of solar pump and panels at Syalavo Borehole
	Supply and installation of water tank, pumping system and reticulation of Kathithyamaa Borehole
	Construction of a weirs at Kwa Stephen Kituku-Kangethele River
	Desilting of Kiteveni and Kwa Kisua dams
Kibau	Drilling of boreholes at Iukuni, Kithekani and Kitie villages
	Desilting of Kwa Wangunzu and Kwa Muutu dams
	Construction of weirs along Kasooni and Mikwani rivers
Kivandini	Construction of a drift at Kwa Kuvila River
	Construction of weirs at Kwa Alfonse Mutunga, Kwa Maikanisye and Kwa Ndoo River
	Drilling of boreholes at Kanzalu village and Kwa Utithi Primary School

Village	Community Need
	Construction of Kwa Benard Masaku, Kwa Joseph Munyasya and Kwa Patricia Kanini dams
	Desilting of Kwa Kivukui Dam
	Construction of Kwa Richard Dam
	Drilling of borehole at kwa ndoo market
Kyamutwii	Construction of sand dams at Kwa Kavuo River and Kwa Mbuvi wa Mbengele
	Desilting of Kwa Kiinzii, Kwa Kulanya, Kwa Kuthuku, Kwa Mutune and Kwa Muvolo dams
	Drilling of borehole at Kyamutwii Primary School
	Piping and reticulation of Itumbini Primary School Borehole
	Drilling of borehole at Kyamutwii market
Kyanganga	Construction of weirs at Kwa Ivuke, Kwa Katiwa and Kwa Mathei Kyengo
	Desilting of Kwa Kithu, Kwa Mwanza and Kwa Rev. Kieti dams
	Drilling of boreholes at Kwa Muthini Mwangangi, Kwa Maingi Ndambuki and Kwa Mutuni Kithuma, Kwa Mutisya Munyoki, Kwa Katumbo and Kwa Mutava Muthuka
	Construction of water stand and establishment of more water points at Kyanganga Borehole
	Establishment of water points at Makutano Borehole
	Rehabilitation of boreholes at Kwa Muthini Mwangangi, Kwa Muthini Ndambuki, Kwa Mutune Kithuma, Kyanganga AIC and Wetaa Primary School
	Construction of Kwa Kili Dam, Kwa Mutoo Dam and Kwa Nzioka Dam
	Desilting of Kwa Mwangangi Dam
	Drilling of borehole at Makau wa Mativo
Kyawango	Drilling of borehole at Dorcas Kimilu Kwa Kwamwoga village
	Rehabilitation of boreholes at King'ali, Kiuanzukini and Kwawango
	Construction of sand dams at Kingali, Miini and Miutiuku
	Construction of dams at Kiema village and Kwa Kimondu
	Desilting of dams at Kwa Mbeke and Kwa Ngie
	Construction of Kwa Mbeke Dam
Makutano	Provision of adequate water supply
Mathunthini	Expansion of Kwanthula Dam
	Desilting of Kwa Ngai and Kwa Ngolya dams
	Rehabilitation of Misuuni AIC Borehole
	Rehabilitation of solar panels at Kwa Kakuu borehole
	Construction of weirs at Kyamwei River
	Desilting of Kwa Ngula Dam
Maweli	Drilling of boreholes at AIC Ndandani, Kikulini Catholic Church, Kimangau ECDE Centre, Kisaani Primary School, Kwa Muoka, Kwa Muthama (public land), Ndandani ECDE Centre and Ngoluni
	Construction of weirs/sand dams at Kwa Katuku/Kimolya (River Nthusi), Kwa Kiluui/Kithuka/Mulili( along Kwa Nthusi River), Kwa Kivungi (River Kyawango), Kwa Makau Kieti (Muasa Malinda-River Kamutuma, Kwa Mula (Kavivi/Mutua Kieti along River Malawa), Kwa Mutuku (River Languni) and Kwa Richard Mutungi (River Languni)
	Raising of sand dam/weirs at Kwa Ndisya (River Languni)
	Rehabilitation of sand dam/weirs at Kwa Luisa (River Nguthuke), Kwa Muema (River Nguthuke) and Kwa Nzioka (River Kyawango)
	Desilting and fencing of dams at Kwa Mbaa Iuuli, Kwa Muthama (public land) and Kwa Mwoka
	Desilting of Kwa Musovi Dam
	Desilting, piping and fencing of Kwa Koaria Dam
Mwala HQ	Provision of adequate water supply (Kwa Nguutu Dam)
Ngulini	Desilting of Kwakiithya Dam
	Drilling of boreholes Kwakatunge Primary School and Kyangii village Kwa Monica Nduu
	Construction of dams at Kamwathi Kwa Johnstone Muange, Kwa Alois Mutiso-Ianguni River and Kwa Musyoka Ndithya Ianguni River
	Supply and installation of water tanks at ABC Kiuni, AIC Ukuuni, Ikuuni Primary School,

Village	Community Need
	Kwakatunge Catholic Church and Ngulini Dispensary
	Rehabilitation of borehole (water distribution) at Kumini Primary School
	Rehabilitation of boreholes at Nguluni Dispensary
	Revival of Ngulini water project
	Construction of sand dams at Kwa Muasa(Musukue)-Ianguni River, Kwa Mwatup-Ianguni River, Kwa Ndongola-Ianguni River, Kwa Willy Mutuku- Miu River, Kwakatuka River, Kyangaalu village and Ndumbuli River
Nyanyani	Drilling of boreholes of Kandumbu Primary School, KiuuKuni(Kanduu village), Kwa Kitavi(Mikwani village) and Pius Kitheka (Kiwanza village)
	Rehabilitation of MUSAALANI Borehole
	Desilting of Kwa Mwovi Dam
	Construction of dams at Kiuukuni, Kwa moovi, Kikaawani, Kikambu, kwa kisilu
	Construction of dam at Ngetani
	Drilling of boreholes at Kwa Katunge, kwa ngusyaa
Wetaa	Construction of sand dams at Iilani village Kwakasili River, Kwa Ndunda River and Muvwana River
	Desilting of Kwa Kili, Kwa Mutoo and Kwa Nzioka dams
	Drilling of earmarked boreholes at Iiani, Kithaathai, Kwa Kamelo and Upper Vyulya villages

### 32. Masii Ward

Total Number of Participants: 528

Males: 190 Females: 338 Youth: 219 PWDs: 07

Village	Community Need
<b>AGRICULTURE AND CO-OPERATIVES DEVELOPMENT SECTOR</b>	
<b>Agriculture Sub-sector</b>	
Embui	Timely provision of free certified seeds and subsidized fertilizers
	Provision of free indigenous chicks
	Provision of livestock vaccination services and artificial insemination services
	Pest control
Kavumbu	Provision of extension services
	Timely provision of free certified seeds, subsidized fertilizers and pesticides
	Promotion of Quarter acre program
	Promotion of irrigation
Kithangaini	Provision of extension services and pest control services
	Timely provision of free certified seeds
	Promotion of fish pond farming, bee keeping and poultry farming
Mbaani	Construction of grain silos at Masii
	Provision of extension services and artificial insemination services
	Timely provision of free tractor ploughing services
	Provision of free indigenous chicks
	Promotion of irrigation along Iuni River
Mithanga	Timely provision of free certified seeds, tractor ploughing services and subsidized fertilizers
	Provision of extension services
Mithini	Timely provision of free certified seeds, tractor ploughing services and subsidized fertilizers
	Provision of extension services and artificial insemination services
	Promotion of apiculture program, chicken rearing program and dairy farming program
Muusini	Timely provision of free certified seeds, seedlings and pesticides
	Provision of free indigenous chicks
	Provision of extension services
Utithini	Timely provision of free certified seeds and subsidized fertilizers
	Provision of artificial insemination services
	Provision of free indigenous chicks

<b>Village</b>	<b>Community Need</b>
	Training of farmers on best farming practices
Uuni	Provision of extension services
	Timely provision of free certified seeds and tractor ploughing services
<b>Co-operatives Development Sub-sector</b>	
Kithangaini	Construction of fruit processing plant
	Provision of market linkages for farm produce
<b>COMMERCIAL, TOURISM AND LABOUR AFFAIRS SECTOR</b>	
<b>Commercial Sub-sector</b>	
Embui	Construction of market shed at Makutano market
Kavumbu	Scheduling of market day at Kavumbu
Kithangaini	Construction of market shed and scheduling of market day at Kithangathini
Utithini	Construction of market sheds at Masii
	Establishment of market arrangement structure
	Upgrading of Masii market
	Constituting Masii market committee
Uuni	Scheduling of market day at Kangondi
<b>EDUCATION, YOUTH, SPORTS AND SOCIAL WELFARE SECTOR</b>	
<b>Education Sub-sector</b>	
All villages	Construction of ECDE classrooms at Kasolongo ABC
	Rehabilitation of Nguluni School
Embui	Establishment of ECDE centres at Kiumo and Uvaini
	Establishment of special needs centre at Makutano DEB Primary School
	Construction of vocational training centre at Ianguni public land
Kavumbu	Construction of vocational training centre at Mamiloki
	Construction of ECDE classrooms at Kavumbu, Malani, Mamiloki and Mulau centres
	Recruitment of additional ECDE teachers at Kavumbu
	Provision of bursaries and implementation of school feeding program at Kavumbu
Kithangaini	Recruitment of additional ECDE teachers at Mikuyuni
	Construction of ECDE classrooms at Kasolongo ABC, Kithangaini, Kyaka and Mikuyuni
	Construction of vocational training centre at Yiika
Mbaani	Provision of bursaries and implementation of school feeding program at Mbaani
	Provision of school infrastructure and recruitment of ECDE teachers at Kawaa, Masii DEB and Masii Township primary schools
Mithanga	Construction of ECDE classrooms at Iiani, Katithi and Kitula primary schools
	Implementation of school feeding program at ECDE centres
Mithini	Completion of ECDE classroom at Muthei ECDE centre
	Construction of ECDE classrooms at Ilinge, Kathama and Yoani centres
	Construction of pit latrine at Yoani ECDE Centre
Muusini	Implementation of school feeding program at Bondeni and Kwavenge ECDE centres
	Equipping of ECDE classrooms at Muusini
	Construction of ECDE classrooms at Kathuki, Muusini, Kathuki and Muusini primary schools
Utithini	Provision of bursaries at Masii
	Implementation of school feeding program at Masii
	Provision of school infrastructure and recruitment of ECDE teachers at Kikelenzu, Kitooni, Kyauta, Muumuni, Nguluni and St. Mary's
Uuni	Provision of bursaries
	Construction of ECDE classrooms at ABC Kwa Kasuki, Kangondi Primary School, Katheka A, Katitu School, Kwa Kaluu Primary School, Ndumbi School and Vyulya Primary School
	Rehabilitation of classrooms at Katheka AIC and Katheka B
	Recruitment of ECDE teachers and implementation of school feeding program at Uuni
<b>Social Welfare Sub-sector</b>	
Kithangaini	Provision of sanitary towels
Mithanga	Provision of sanitary towels

<b>Village</b>	<b>Community Need</b>
Utithini	Women empowerment
<b>Youth and Sports Sub-sector</b>	
Kavumbu	Youth empowerment
	Promotion of youth projects
Mithini	Rehabilitation of Masii Stadium
Utithini	Construction of social hall at Masii
	Youth empowerment
<b>ENERGY, INFRASTRUCTURE AND ICT SECTOR</b>	
<b>Energy Sub-sector</b>	
All villages	Installation of 'mulika mwizi' at Maiaani
Embui	Installation of 'mulika mwizi' at Kwa Makumbi, Yikiatine market and near schools
Kavumbu	Installation of additional 'mulika mwizi' at Kavumbu market
	Electricity supply to Ngamba, Thwake, Linga and Mulau areas
	Rehabilitation of 'mulika mwizi' at Kavumbu market, Mamiloki and Mulau Shopping Centre
	Installation of transformer at Mulau village
Kithangaini	Installation of 'mulika mwizi' at Kasolongo police Station, Kiukuni Kasolongo, Kwa Kakuku and Mikuyuni market
Mbaani	Installation of 'mulika mwizi' at Kaing'utu B, Masii Catholic Church, Masii DEB and Seventh Day Adventist
Mithanga	Rehabilitation of 'mulika mwizi' at Iani, Katithi, Kitula and Kiuwini markets
Mithini	Installation of 'mulika mwizi' at Cattle yard, Kathama, Mithini Shopping Centre and Upper Yoani
Muusini	Installation of 'mulika mwizi' at Kyanda market and Riverside
Utithini	Installation of 'mulika mwizi' at S.K building
	Rehabilitation of 'mulika mwizi' at Masii Medical Centre
Uuni	Installation of additional 'mulika mwizi' at Kangondi and Katheka
	Installation of 'mulika mwizi' at Kivwauni and Kwa Ngungu
<b>Roads, Transport and Public Works Sub-sectors</b>	
All villages	Extension of Nguluni road past Kikelenzu
	Installation of bumps at Masii market
Embui	Construction of drifts at Kwa Ivuto and Kwa Kitheka
	Grading and murraming of Kiumo – Kwa Geoffrey Muathe – Makutano market, Kiumo – Kwa Kimithi – Kyaani, Kwa Munyao Nguli – Mililuni Dam – Uuani AIC and Masii Girls' School – Embui Primary School roads
Kavumbu	Grading and murraming of Iiani – Kwa Kavemba – Katwekene – Kasolongo, Kavumbu market – Kwa Kithembe, Kavumbu market – Thwake – Musau Nyale, Kwa Kakuku – Ngaa – Mamiloki – Kimangu, Kwa Kimongo – Kimatu – Thwake, Kwa Mboko – Nguluni AIC, Kwa Tony – Philip – Kavumbu, Maiani – Serena market – Mamiloki Primary School – Mikuyuni River – Muumoni and Mulau stage – Kwa Bines – Jeshi roads
Kithangaini	Construction of drifts along Dr. Kisulu – Katweketye, Mikuyuni Primary School, New bridge – Kyaka – Kiungu, Police station – Thwake River and Tito Mule roads
	Grading of Kwa Kiithya – Kitooni, Kyaka – Kiungu and Slaughter – Kiaoni Kasolongo ABC roads
Mbaani	Construction of drifts at Ithembeni (Ikaawani), Kaing'utu – Kawa, Kwa Musyoki Stream, Munyuni in Iuni River and St. Stephen's road – Malaani
	Grading of Emwea Dam – Kwa Mumba – Kwa Kyuli – Kaing'utu, Kaleti Water Project – Kwa Swili, Kwa Katumo – Kola – Kwa Muthini Iiuni, Kwa Muthini – Kwa Mwenga – Kwa Musyoka Ngaatani, Kwa Ngila – Kwa Ngumuta – Kwa Mbiti – Kwa Tito, Kwa Peter Katiku – Kwa Mwatu Dam, Kwa Rosalia – Kwa Kiilu – Iiuni River, Kwa Stanley Wambua – Ngaatani – Benson Muia – Kwa Kinyaa, Masii Catholic Church – Kwa Syomung'ata, Masii Chiefs Camp – Kaing'utu, Masii Police Station – Kawaa – Mbaani Salvation Army, Masii Police Station – Green Hub, Seventh Day Adventist Church – Kwa Katiku Dam, St. Boniface – Iiuni River and St. Stephen's Secondary School – Iiuni River roads
Mithanga	Construction of drifts at Kisaa, Katithi/Kitula and Kwa Mutili

<b>Village</b>	<b>Community Need</b>
	Grading of Iiani – Makoti – Kiuwini, Kiwauni road – Kiuwini – Kitula, Kwa Ndungu – Kitula and Slaughter Kithuluni – Kitula roads
Mithini	Construction of bridge at Maingi Kisinga (Green hub)
	Expansion of Kitooni – Kathama – Katheka road, Masii – Kitooni road and Muthei – Ilinge – Katheka road
	Grading of Masii – Kitooni road
	Surveying of Kitooni – Mikuyui – Iiani road, Masii – Kitooni road and Yaani access road
	Tarmacking of Maingi Kisinga (Green hub) road
Muusini	Construction of drifts along Bondeni – Kyanda School – Wethanga
	Grading OF Bondeni – Kwa Mwai – Kangondi, Bondeni – Kyanda School – Wethanga, Kwa Nzau – Coffee Factory, Makutano market – Wethanga and Makutano – 04 roads
Utithini	Construction of drifts at Katula, Kwa Kaluku, Kwa Monica Kimaili, Kwa Mutila, Kwa Mutungi, Kwa Peter Kyula, Kyenthei and Nthunguni
	Grading of Kakunga – Patrick Muthini – Nzii Nguluni, Kikelenzu – Nguluni – Kavumbu, Kilaani Kwa Muia – Kwa Muli, Kimuuni – Kikelenzu, Kimuuni – Ndongye, Kwa Nzioki Kaseu – Nthunguni, Kwa Songo – Kwa Sammy Musau, Kyamuutilu – Kyaetha C, Kyauta – Kwa Kilunzi, Kyauta – Kwa Muvea – Kwa Kanyonda, Kyauta – Kyamuutilu, Masii Catholic Church – Kwa Muthoka, Mumoni – Kikelenzu, Mwangaza – Kwa Kunga, Nguluni – Kwa Nyumu – Kwa Kimaili, Shammah – Kyenthei and Utithii AIC – Kwa PS roads
	Construction of parking site at Masii market
Uuni	Construction of drifts along Kangetha – Wethaga, Katuta – Katitu and Mukuyuni – Kwa Kiinde roads
	Grading and murraming of Augustine – Kwa Pius Kituu, Kaluu – Thwake, Kandeti – Kwa Ngemu, Kangetha ABC – Kathuku, Kangondi market – Kakungu village, Kangondi – Kwa Ndone – Kwa Kimae, Kangondi – Wethanga/Kwa Chris road Kwa Mbulu, Katheka – Muusini, Katheka – Wethanga – Muusini, Kitingini Kwa Kiinde – Katitu S.A, Kwa Itute – Kwa Sakato – Vyulya, Kwa Kalumya – Uuni Forest, Kwa Kandeti – Salvation Army Church – Kwa Kikombe, Kwa Kauso – Uuni, Kwa Kiluu – Kwa Mulungu, Kwa Kisini – Salvation Army, Kwa Michael Kilungu – Kitingini – Mukuyuni, Kwa Musila – Mithanga, Kwa Mutundu – Kathuki, Kyalo Wambua – Kitooni, Kyome – Uuni and Musalaani – Kwa Mwakavi – Kakoi roads
	Surveying of Vyulya market – S.A Church Kangondi road
<b>HEALTH SECTOR</b>	
Embui	Construction of a health facility at Kwa Muange public land
Kavumbu	Upgrading of Kavumbu Dispensary through construction of maternity wards and staff quarters, provision of ambulance vehicle, additional staffing, facilitation of CHVs and adequate supply of drugs
Kithangaini	Construction of a health facility at Chief’s Office in Kaslongo
	Operationalization of Kithangaini Health Centre
Mbaani	Equipping of health facility, provision of standby generator and additional staffing Masii Level III
	Construction of Level II health facility at Itembeni public land
Mithanga	Construction of health facilities at Iiani market and Kitula market
	Remuneration of CHVs
Mithini	Construction of a health facility at Muthei
Muusini	Roofing of maternity ward, equipping and recruitment of additional health care workers at Muusini Dispensary
Utithini	Construction of a health facility at Kikelenzu Shopping Centre
	Cowls payments at Masii Health Centre
Uuni	Completion of Katheka Dispensary
	Construction of staff quarters and adequate supply of drugs at Vyulya Dispensary
<b>LANDS, ENVIRONMENT AND NATURAL RESOURCES SECTOR</b>	
<b>Environment and Natural Resources Sub-sector</b>	
Kavumbu	Proper solid waste management at Kavumbu market
Kithangaini	Provision of dumping sites at Iiani and Kithangathini

<b>Village</b>	<b>Community Need</b>
	Deployment of cleaners at Kithangaini
	Clearing of bushes
Uuni	Implementation of tree planting programs
<b>Lands Sub-sector</b>	
Kavumbu	Provision of physical planning of Kavumbu market
Mbaani	Issuance of title deeds
	Provision of land surveying services
Utithini	Issuance of title deeds
	Provision of land surveying services
	Provision of physical planning services
<b>PUBLIC ADMINISTRATION SECTOR</b>	
Utithini	Review of license fees at Masii market
<b>WATER AND IRRIGATION SECTOR</b>	
<b>Sanitation Sub-sector</b>	
Kavumbu	Construction of public toilets at Kavumbu market
	Construction of sewerage system at Kavumbu market
Kithangaini	Construction of public toilets at Iiani, Kithangaini and Mamiloki
Mbaani	Construction of public toilets at Kawaa Shopping Centre
Mithini	Construction of public toilets at Muthei Shopping Centre
Muusini	Construction of public toilets at Kathuki/South and Kwa Venge market
Utithini	Construction of public toilets at Kitui road
Uuni	Construction of public toilets at Vyulya
<b>Water Sub-sector</b>	
All wards	Desilting of Nyenge Dam (constructed in 1949)
	Rehabilitation of Ithanga Borehole
Embui	Desilting of Kwa Makuthuni, Kwa Mbinda, Kwa Ngilu and Mumbuni dams
	Expansion of Kwa Makuthuni, Kwa Mbinda and Kwa Ngilu dams
	Drilling of borehole at Masee
	Rehabilitation of Kiumo Borehole
	Construction of Kwa Gombe Dam
Kavumbu	Drilling of boreholes at Kavumbu and Mamiloki primary schools
	Enlargement of Kyangolya Dam
	Fencing of Kwa Kivata Dam
	Desilting of Kwa Kimotho, Kwa Kivata and Kyangolya dams
	Construction of Kisaani and Mitini dams
	Distribution of water to villages from Isivuni River and Thwake sand dam
Kithangaini	Drilling of boreholes at Kasolongo ABC, Kyaka and Mikuyuni Primary School
	Construction of Kwa Kakingi, Kwa Mativo, Mangome and Uzukuni dams
Mbaani	Construction of sand dams at Ikaawani, Kwa Kikului and Ngaatani
	Desilting of Kwa Nthenge, Kwa Katiku, Kwa Kitika, Kwa Mwatu and Kwa Ngove dams
	Drilling of boreholes at Ithembeni and Kwa Katiku Dam
	Rehabilitation of boreholes at Masii Boys' and St. Stephen's Secondary School
Mithanga	Desilting of Kwa Matolo, Kwa Maundu and Kyangatya dams
	Construction of dams at Katithi and Kavuthi village
Mithini	Desilting of Emwea, Kwa Mavuno, Kwa Moko and Yoani dams
	Expansion of Yoani Dam
	Fencing of Emwea, Kwa Moko and Yoani dams
	Drilling of Yoani Borehole
	Rehabilitation of Kwa Itinga and Muthei boreholes
	Reticulation of Kitooni Borehole
Muusini	Reticulation of Muusini borehole
	Drilling of borehole at Kyanda village
	Rehabilitation borehole at Kwa Muithya

<b>Village</b>	<b>Community Need</b>
	Construction of sand dams at Kambiti Wethanga, Kanda Ka Isyo, Kasuna and Kyanda
	Construction of a gabion at Kasuna
Utithini	Desilting of Kwa Ikia, Kwa Kanyonda, Kwa Kivala, Kwa Mbondo, Kwa Mwevu, Kwa Nyange, Kwa Nyenge and Kwa Sammy Musau dams
	Construction of sand dams, Katula, Kwa Kimaili, Kwa Muia, Kwa Paul Kyula, Musokoni and Nthunguni
	Rehabilitation of Ithanga and Kyauta boreholes
	Drilling of boreholes at Kakungu and Nguluni
Uuni	Construction of gabions/sand dams at Kwa Kaveva, Kwa Kitavi, Kwa Kyuli Kavivya, Kwa Malu Stream, Kwa Mumbu, Kwa Nzau, Kwa Nzioki Ndunda, Kwa Syosku and Wethanga River
	Desilting of Kwa Anyele, Kwa David Muema, Kwa Kitonga, Kwa Mbatha, Kwa Mbau, Kwa Mbole, Kwa Mulee, Kwa Ngila Kasuku, Kwa Ngile, Kwa Ngungu, Kwa Nthakyo, Mbithi Mulata, Musalaani and Uuni dams
	Fencing of dams at Kwa Anyele, Kwa David Muema, Kwa Kitonga, Kwa Mbatha, Kwa Mbau, Kwa Mbole, Kwa Mulee, Kwa Ngila Kasuku, Kwa Ngile, Kwa Ngungu, Kwa Nthakyo, Mbithi Mulata, Musalaani and Uuni dams
	Construction of Kwa Grace Muoki Dam
	Rehabilitation of Kangondi and Ndumbi boreholes

### 33. Mbiuni Ward

Total Number of Participants: 343

Males: 126 Females: 217 Youth: 120 PWDs: 01

<b>Village</b>	<b>Community Need</b>
<b>AGRICULTURE AND CO-OPERATIVES DEVELOPMENT SECTOR</b>	
<b>Agriculture Sub-sector</b>	
Etikoni	Timely provision of free certified seeds and tractor ploughing services
Kabaa	Timely provision of free certified seeds, tractor ploughing services and subsidized fertilizers
	Rehabilitation of cattle dips
	Provision of civic education on diversified farming
	Rehabilitation of Kabaa furrow
	Provision of extension services and livestock vaccination services
Katitu	Provision of extension services
	Timely provision of free certified seeds, subsidized fertilizers and pesticides
Makiliva	Provision of civic education to farmers on best farming practices
	Provision of extension services
	Timely provision of free certified seeds and subsidized fertilizers
Mbiuni	Promotion of bee keeping
	Timely provision of free certified seeds, subsidized fertilizers and pesticides
Mumbuni	Provision of extension services and livestock vaccination services
	Timely provision of free certified seeds, subsidized fertilizers and pesticides
Mumbuni	Provision of extension services
	Timely provision of free certified seeds and subsidized fertilizers
Mutula	Timely provision of subsidized farm inputs
Nyanyaa	Provision of extension services
	Timely provision of free certified Seeds
	Construction of silos at Mbiuni
Ulaani	Provision of extension services
	Provision of spraying services
	Timely provision of free certified seeds and subsidized fertilizers
<b>Co-operatives Development Sector</b>	
Kabaa	Provision of market linkages for farm produce
Mbiuni	Construction of juice processing plant



<b>Village</b>	<b>Community Need</b>
Nyanyaa	Construction of NCPB
	Construction of juice processing plant at Mbiuni
<b>COMMERCIAL, TOURISM AND LABOUR AFFAIRS SECTOR</b>	
<b>Commercial Sub-sector</b>	
Kabaa	Construction of 'boda boda' shed and 'mama mboga' stalls at Kabaa – Mbiuni stage
	Scheduling of market day (Sundays)
Katitu	Construction of 'boda boda' sheds at Mithini market
Makiliva	Construction of 'boda boda' and 'mama mboga' sheds
Mbiuni	Establishment of new livestock market at Mbiuni
Mumbuni	Construction of 'boda boda' sheds at Kamuya, Kundu and Mumbuni markets
	Construction of market shed at Mumbuni market
Muthwani	Construction of market shed at Kathama
Ulaani	Construction of market sheds
	Establishment of new livestock market at Mbiuni
	Construction of 'boda boda' shed at Kona Bar market
<b>Tourism Sub-sector</b>	
Kabaa	Promotion of traditions and culture/construction of cultural center
<b>EDUCATION, YOUTH, SPORTS AND SOCIAL WELFARE SECTOR</b>	
<b>Education Sub-sector</b>	
Etikoni	Construction of ECDE classrooms at Etikoni and Kikuuni primary schools
	Implementation of school feeding program
Kabaa	Provision of bursaries
	Construction of ECDE classrooms and recruitment of teachers at Kabaa, Kimuuni and Kitwamba primary schools
	Construction of toilet for ECDE pupils
	Implementation of school feeding program
Katitu	Construction of ECDE classrooms and recruitment of teachers at Katitu Primary School
	Construction of youth polytechnic
Makiliva	Recruitment of ECDE teachers and provision of learning materials at Makiliva Primary School
	Construction of ECDE classrooms and recruitment of ECDE teachers at Makiliva
	Implementation of school feeding program
Mbiuni	Provision of bursaries
	Recruitment of ECDE teachers at Katholi Nusery School
	Implementation of school feeding program
Mumbuni	Provision of bursaries
	Construction of ECDE classrooms at Kalia, Kamuya, Kundu and Kwa Mutia primary schools and at Mumbuni ECDE Centre
	Recruitment of ECDE teachers at Mavindini and Mumbuni primary schools
	Implementation of school feeding program
Muthwani	Provision of bursaries
	Construction of ECDE classrooms
	Implementation of school feeding program
Mutula	Construction of ECDE classrooms and recruitment of teachers
	Implementation of school feeding program
Nyanyaa	Provision of bursaries
	Construction of ECDE classrooms at Utithini and recruitment of teachers
	Implementation of school feeding program
	Upgrading of schools
Ulaani	Construction of ECDE classrooms at Miseleni, Ngunyumu , Kithuiani and Ulaani primary schools
<b>Youth and Sports Sub-sector</b>	
Kabaa	Construction of talent development centre and rehabilitation centre

<b>Village</b>	<b>Community Need</b>
	Provision of youth development fund
	Nurturing of youth talents
Katitu	Nurturing of youth talents
	Construction of a rehabilitation centre
Mumbuni	Provision of youth development fund
Muthwani	Provision of youth fund
Ulaani	Facilitation of youth training
<b>ENERGY, INFRASTRUCTURE AND ICT SECTOR</b>	
<b>Energy Sub-sector</b>	
Etikoni	Installation of 'mulika mwizi'
Katitu	Installation of additional 'mulika mwizi' at Mithini market and additional transformer
	Rehabilitation of 'mulika mwizi' at Mithini market
Mbiuni	Electricity supply to Kathyoli area
	Electricity reconnection at Kyambo Shopping Centre
Mumbuni	Installation of 'mulika mwizi' at Mavindini and Ngomano
	Rehabilitation of 'mulika mwizi' at Kamuya
Nyanyaa	Installation of 'mulika mwizi' at Nyanyaa market, Matundua, Utithini market, Kwa Mukulu, Nguvyu and Nyanyaa health facility
Ulaani	Installation of 'mulika mwizi' at Miseleni and Mithini
	Rehabilitation of 'mulika mwizi' at Ulaani
<b>ICT Sub-sector</b>	
Etikoni	Installation of CCTV cameras at Kimangu and Kitwamba markets
<b>Roads, Transport and Public Works Sub-sectors</b>	
Etikoni	Grading of roads
Kabaa	Installation of bumps along Machakos – Kithimani road (Kabaa market)
	Establishment of checkpoint along irrigation scheme at Godown road
	Grading of Kabaa – Kundu road via Kimuuni, Kaiveti road, Kikuuni road – Irrigation Scheme, Kitwamba Godown and St. Jacinta – Mbiuni roads
	Construction of drainage system
Katitu	Grading of Kivavanyu – Shrine – Kwa Kyomboyo, Kwa Kingee – Sate, Muthesya – Katitu Primary School and Muthini Shopping Centre – Nthunguni EDC roads
Makiliva	Grading of roads at Makiliva and Mulolongo – Kyamuthilu Baptist road
Mbiuni	Creation of diversions along Kwa Nzengu – Kathyoni Shopping Centre, Kwa Nzomo Mbiu – Kwa Mbooso – Kombe, The Range and Mbiuni – Kyambo – Tala roads
Mumbuni	Construction of drift at River Nditha
	Grading of Kundu – Kabaa, Kwa Mutia – Kaloleni, Mavindini – Athi road, Mavindini – Kabaa road and Mumbuni – Kaloleni roads
	Surveying of Mavindini – Athi road
Muthwani	Construction of drifts at Muthwani
	Grading of Manzuua and Muthwani – Wilekye roads
Mutula	Grading of Kathama – Kisasi road and Kwa Mutula – Kusyondonga - Athi road
Nyanyaa	Grading of Kanyuuku, Church road – Kwa Mukeka Dam, Kalau, Kamocho, Kathemboni – Lower Kyambusya, Kwa Mwola – Annah Mwanza, Kwa Nguuyu, Makuti Kalau, Mukuyuni/Mbiuni River – Kwa Mulola, Nditha, Kwa Stephen Kavindu, Nyanyaa Kundu and Nyanyaa roads
	Construction of culverts and drainage system at Nyanyaa
Ulaani	Grading of road at Kwa Nyalu – Miseleni Primary School
<b>HEALTH SECTOR</b>	
Kabaa	Provision of ambulance services and fire-fighting services
	Facilitation of CHVs
	Recruitment of health care workers
	Construction of a new health facility
	Provision of outreach medical services

<b>Village</b>	<b>Community Need</b>
	Adequate supply of drugs in hospitals
	Improvement of Universal Health Care coverage
Kathama	Provision of ambulance services and adequate supply of drugs
	Recruitment of additional health care workers
	Construction of a maternity wing at Kathama Level II Hospital
	Construction of a laboratory
Katitu	Construction of a health facility
Makiliva	Construction of a dispensary
Mbiuni	Provision of ambulance services and clinical machines
	Rehabilitation of health facility
	Adequate supply of drugs to health facilities
Mumbuni	Adequate supply of drugs at Mumbuni Dispensary
	Construction of health facilities at Kamuya and Kundu
	Construction of a therapist centre
	Facilitation of CHVs
Muthwani	Provision of ambulance services and adequate supply of drugs
	Recruitment of additional health care workers
	Construction of a laboratory
Mutula	Rehabilitation of Katithi Dispensary
Nyanyaa	Equipping and upgrading of Mbiuni Health Centre to Level IV
	Recruitment of health care workers at health facilities in Nyanyaa
	Provision of ambulance services and provision of fuel for the same
	Construction of health facility at Nyanyaa
	Adequate supply of drugs at Nyanyaa
Ulaani	Completion, equipping, recruitment of additional health care workers and commissioning of the health facility
<b>LANDS, ENVIRONMENT AND NATURAL RESOURCES SECTOR</b>	
<b>Environment and Natural Resources Sub-sector</b>	
Mbiuni	Provision of dumping site
Nyanyaa	Provision of dumping site
<b>Lands Sub-sector</b>	
Etikoni	Issuance of title deeds
Katitu	Demarcation of land
	Quashing of old title deeds and issuance of new ones
	Provision of urban planning services
Mbiuni	Provision of physical planning services at Mbiuni
	Gazette the market and allotment be done
Mumbuni	Issuance of title deeds
Mutula	Issuance of title deeds
Nyanyaa	Provision of physical planning services at Mbiuni
	Gazette the market and allotment be done
Ulaani	Provision of urban planning services
	Issuance of title deeds
<b>PUBLIC ADMINISTRATION SECTOR</b>	
Kabaa	Construction of administration offices at Kabaa
	Provision of civic education on devolution
	Constituting village councils
Katitu	Digitalization of license fees payment
Muthwani	Digitalization of payment of levies
	Construction of ward administration office
Nyanyaa	Transparency on Revenue collection , Nyanyaa
Ulaani	Digitalization of payment of levies
<b>WATER AND IRRIGATION SECTOR</b>	

Village	Community Need
<b>Irrigation Sub-sector</b>	
Kabaa	Rehabilitation of irrigation canal
Katitu	Provision of water for irrigation
Ulaani	Provision of water for irrigation
<b>Sanitation Sub-sector</b>	
Etikoni	Construction of public toilets at Etikoni market and Kwa Mboso market
Kabaa	Construction of public toilets
Katitu	Construction of public toilets at Katitu
Makiliva	Construction of public toilets
Mbiuni	Renovation of toilets
Ulaani	Construction of public toilets at Miseleni Shopping Centre
<b>Water Sub-sector</b>	
Etikoni	Rehabilitation of borehole at Etikoni and Kwelita
	Construction of dams at Kwa Kaumba and Kwa Mwinzi
	Drilling of borehole at Kwelita
Kabaa	Construction of weirs along River Nditha
	Desilting of dams
	Drilling of boreholes at Kwelita and Kwanindi
	Rehabilitation of boreholes
	Construction of Kwa Kamuti Dam
	Construction of water treatment plant at Mbika
Katitu	Fencing of Kiimani and Nthunguni dams
	Drilling of boreholes at Katitu
	Supply and installation of water tank at Katitu
	Piping of borehole at Mango
	Desilting of Kiimani and Nthunguni dams
Makiliva	Desilting and fencing of Makiliva and Ngololo dams
	Rehabilitation of Kombe, Kyamuthilu and Makiliva boreholes
	Drilling borehole at Kyamuthilu
	Surveying of Makiliva Dam
Mbiuni	Fencing and construction of Kyambo Dam
	Drilling of boreholes at Kathyoli Primary School, Kwa Mbooso, Ndivuni, Kikau Kwa Mukonyo and Utithini Primary School
	Construction of gabions at Kwa Kametu Ndulu, Kwa Musembi, Kwa Muthuli, Kwa Mutio Mbovu, Kwa Nzioka Nthiwa, Kwa Paul Maati, Kwa Wambua Kunu, Kwa Wambua Munguti and Kwa Wambua Nzau
Mumbuni	Drilling of boreholes at Manyatta, Mavindini and Kamuya
	Rehabilitation boreholes at Kwa Mutia and Muniyiki
	Desilting of Kwa Kiatine, Kwa Kiloo, Kwa Matolu and Yumbiliile dams
	Rehabilitation, reticulation and commissioning of Kwa Ngangula Borehole
Muthwani	Rehabilitation of Masawa Borehole
	Rehabilitation of Kwa Kiet Spring water
	Construction of Kwa Mawa and Kwa Uguta dams
Mutula	Establishment of additional water points at Kathama market, Kisaki and Mutula
	Construction of Kwa Kaumba Earth Dam
	Drilling of new borehole at Katithi
Nyanyaa	Desilting of Kalau and Kwa Malu dams
	Reticulation of Kwa Malu Dam
	Fencing of Kwa Malu and Kalau dams
	Drilling of boreholes at Kyambusya, Mbiuni Health Centre and Yimithi Kalau
	Rehabilitation of Mbiuni and Nyanyaa boreholes
Construction of Kathembo, Kwa Mwaniki and Mutanda dams	
Ulaani	Fencing of Kwa Kasola and Miseleni dams

Village	Community Need
	Construction of boreholes at Ulaani
	Construction of Kwa Kasola and Miseleni dams
	Construction of water treatment plant in River Athi

### 34. Muthetheni Ward

Total Number of Participants: 456

Males: 226 Females: 330 Youth: 217 PWDs: 04

Village	Community Need
<b>AGRICULTURE AND CO-OPERATIVES DEVELOPMENT SECTOR</b>	
<b>Agriculture Sub-sector</b>	
Kalamba	Timely provision of free tractor ploughing services and seedlings Provision of subsidised seeds/fertilizers
Kaliambeu	Promotion of livestock farming Provision of additional extension services Timely provision of certified seeds and subsidized fertilizers
Kang'ethe	Provision of extension services Timely provision of seedlings and subsidized fertilizers Provision of free tractor ploughing services
Kikulumi	Timely provision of subsidized fertilizers and seedlings Construction of market yard for cattle and goats at Miu market
Kionyweni	Promotion of chicken farming Pests control Facilitation of agricultural seminars Provision of tree seedlings Provision of planting seeds and subsidized fertilizers
Kyawikyo	Provision of certified seeds, subsidized fertilizers and tractor ploughing services Provision of extension services Provision of fish pond liners and fish fingerlings Provision of beehives Provision of free indigenous chicks, rabbits, goats and dopers
Kyethivo	Rehabilitation of Malatani Cattle Dip Timely provision of certified seeds and subsidized fertilizers Provision of tractor ploughing services Free chicks distribution Distribution of beehives
Ngamba	Provision of free tractor ploughing services and seedlings Provision of extension services Timely provision of subsidized fertilizers Provision of chicken farming (poultry)
Nthaani	Provision of extension services Rehabilitation of cattle dips at Malatani and Muthetheni Timely provision of seedlings and subsidized fertilizers Provision of free tractor ploughing services Provision of artificial insemination services and livestock vaccination services
Utithini	Timely provision of free tractor ploughing services Construction of a slaughter house at Kan'gethe Rehabilitation of cattle dips at Thwake and Miu Provision of trees seedlings and subsidized fertilizers Provision of chicken farming
<b>Co-operatives Development Sub-sector</b>	
Kakulumi	Construction of a cereal board at Miu market
Kionyweni	Construction of Dairy co-operatives at Kionyweni Dip plot

<b>Village</b>	<b>Community Need</b>
Utithini	Construction of fruit processing plant at Kan'gethe
	Construction of livestock selling yard at Kan'gethe
<b>COMMERCIAL, TOURISM AND LABOUR AFFAIRS SECTOR</b>	
<b>Commercial Sub-sector</b>	
Kikulumi	Construction of market for cattle and goats at Kikulumi
	Scheduling of market days at Miu market (Monday) and Masii market (Thursday)
	Construction of 'boda boda' sheds and 'mama mboga' sheds at Kikulumi
	Construction of market sheds at Miu market and Kikulumi
Kionyweni	Construction of 'boda boda' sheds at Kionyweni and Mbaani markets
Kyawikyo	Construction of 'boda boda' sheds at Itithini market, Nzeveni market and Miu market
	Construction of modern kiosks/sheds at Miu market, Itithini market and Nzeveni market
	Physical planning of Miu market, Itithini and Nzeveni markets
Kyethivo	Construction of market sheds at Kangemi market
Ngamba	Construction of 'boda boda' sheds and market sheds at Utalii and Ngamba market
Utithini	Construction of 'boda boda' sheds at Kan'gethe
<b>Tourism Sub-sector</b>	
Ngamba	Establishing of a cultural centre at Ngamba market
Uthini	Establishment of a cultural centre
<b>EDUCATION, YOUTH, SPORTS AND SOCIAL WELFARE SECTOR</b>	
<b>Education Sub-sector</b>	
Kalamba	Construction of vocational training centre at Kithuia
	Construction of ECDE classrooms at Kalusi, Kithuia and Mithuluni ECDE centres
	Implementation of school feeding program at Kalusi and Mithuluni ECDE centres
	Recruitment of teachers at Kinukuni ECDE Centre
	Rehabilitation of ECDE classrooms at Kiaoni and at Kinukuni
Kaliambeu	Construction of ECDE classrooms at Kaliambeu, Kisola, Kyaani and Mbaani primary schools
	Recruitment of ECDE teachers at Kaliambeu, Mbaani and Kisola primary schools
	Implementation of school feeding programs at all schools in Kaliambeu
	Rehabilitation of classroom at Kaliambeni
Kang'ethe	Recruitment ECDE teacher at Ukalani Primary School
	Rehabilitation of ECDE classrooms at Kyaume and Ukalani primary schools
	Construction of Windala ECDE Centre and Ukalani ECDE Centre
Kikulumi	Construction of a youth polytechnic at Kikulumi Primary School
	Construction of ECDE classrooms at Kikulumi Primary School, Makulumu, Mavitini, Mwaani and Syokauwo nursery schools
	Recruitment of ECDE teachers at Kikulumi
	Recruitment of ECDE teachers at all centres
Kionyweni	Provision of boarding facilities at Kiongweni
	Construction of vocational training centre at Kiongweni
	Recruitment of ECDE teachers and implementation of school feeding program at Kiongweni and Malaani ECDE centres
	Construction of ECDE classroom at Malaani Primary School
Kyawikyo	Construction of ECDE classrooms at Kyaimu ECDE Centre, Miu DEB Primary School and ABC Miu
	Construction of vocational training centre at Kwawikyo
	Recruitment of ECDE teachers at Miu DEB, ABC Nursery School and Kyaimu ECDE Centre
	Rehabilitation of ABC Nursery School
Kyethivo	Renovation of Iia-Ikya pre-school and construction of toilet
	Provision of learning materials and vehicles for practical lessons at Ngenda Vocational Youth Centre and Mukiw Polytechnic
	Renovation of Mutendeu ECDE Center

<b>Village</b>	<b>Community Need</b>
	Construction of toilets at Kangemi ECDE School
Ngamba	Construction of a toilet and fencing of Muukuni ECDE Centre
	Implementation of school feeding program at Muukuni ECDE, Nthuluni ECDE and Iiani ECDE centres
	Recruitment of ECDE teachers at Muukuni ECDE centre
	Rehabilitation of Itithini ECDE centre and recruitment of teachers
Nthaani	Rehabilitation of ECDE classroom at Kithuiano
	Provision of bursaries
	Construction of ECDE classrooms at Ila Ikya Centre, Kangemi Centre, Mutendeu Primary School, Kithiano, Kyambusya B, Muthetheni ECDE and Kyambusya Primary School ECDE Centre
	Recruitment of ECDE teacher at Kwambusya
	Implementation of school feeding program at Nthaani
	Construction of toilets at Kangemi and Ila Ikya ECDE centres
	Construction of vocational centre at Ngakaa public land
Utithini	Construction of vocational centre at Ithemboni primary/secondary schools
	Construction of vocational centre at Ithemboni Primary School
	Construction of ECDE classrooms and implementation of school feeding program at Matuu Primary School, Utithini Primary School, Ithemboni Primary School and Muuani Nursery School
<b>Social Welfare Sub-sector</b>	
Kalamba	Provision of relief food at Kithuia ECDE Centre
	Provision of incubators to social groups
	Provision of sanitary towels to Kivukuni primary and secondary schools, Mithuluni and Kithwa primary schools
Kang'ethe	Provision of relief food at Kang'ethe
	Provision of incubation refrigerators (egg incubators) to social groups and self help groups
Kionyweni	Provision of support to PWDs
Kyawikyo	Provision of support to PWDs and women groups
Ngamba	Provision of support of PWDs, widows and widowers and the vulnerable
Nthaani	Provision of support to PWDs
<b>Youth and Sports Sub-sector</b>	
Kalamba	Provision of youth empowerment funds at Kalamba sub-location
Kang'ethe	Upgrading of Ukalani playing ground
Kikulumi	Development of sports ground at Kikulumi Primary School
Kionyweni	Rehabilitation of playgrounds for youth at Kiongweni and Malaani primary schools
	Youth empowerment
	Provision of sports equipment e.g. balls and uniform
Kyawikyo	Construction of stadium for sports
	Provision of youth empowerment fund
	Rehabilitation of sports ground at Miu DEB Primary School
Ngamba	Development of sports ground at Iiani and Nthuluni primary schools
	Provision of games kits to football/volley teams
<b>ENERGY, INFRASTRUCTURE AND ICT SECTOR</b>	
<b>Energy Sub-sector</b>	
Kalamba	Installation of 'mulika mwizi' at Iiani, Mombasa Raha, Kwa Ngunga, Kiaoni, Kithuia and Yalamikwa markets
	Repair of Iiani market 'mulika mwizi'
Kaliambeu	Installation of 'mulika mwizi' at Muusini and Ngelesi
	Installation of transformers at Muusini market and Kisola B
Kang'ethe	Installation of security lights at Muthetheni Health Centre, Kyaume and Windala markets
Kikulumi	Installation of additional 'mulika mwizi' at Kikulumi and Nzeveni markets
Kiongweni	Installation of flood lights at Kikumini, Kyaume and Soweto markets

<b>Village</b>	<b>Community Need</b>
Kyawikyo	Installation of additional ‘mulika mwizi’ at Miu market and Kwa Suvu stage
	Rehabilitation of ‘mulika mwizi’ at Nzeveni market
	Installation of additional three (3) Mulika mwizis at itithini market
	Rehabilitation of Mulika mwizi at Kwa Suvu stage
	Installation of transformer at Kyawikyo nursery, nduu nduni village
	Electricity supply to Kyaimu Dispensary
Kyethivo	Installation of 2 ‘mulika mwizi’ at Kwamukiu
	Installation of additional ‘mulika mwizi’ at Kangemi market
	Installation of transformer at Iia-ikya and Ketululu
Ngamba	Installation of ‘mulika mwizi’ at Utalii market, junction of Iiani Primary School and Susu Centre at Nthuluni
Nthaani	Installation of ‘mulika mwizi’ at Maluini market and Muthetheni Chief’s Camp
	Rehabilitation of ‘mulika mwizi’ at Nthaani
	Last mile electricity connection at Nthaani sub-location
	Connection of electricity and transformer at Kyambusya B, Kyambusya A and Kitumbi
<b>ICT Sub-sector</b>	
Ngamba	Construction of ICT centre at Ngamba market
<b>Roads, Transport and Public Works Sub Sector</b>	
Kalamba	Grading of AIC Mithuluni – Thwake River, Assistant Chief – Kiaaoni – Kwa Munyao – Nthwake, Kiaaoni Nursery – Thwake River, Kitele – Kamula – Kwa Mwege – Kwa Muia Masilu, Kithuia Shopping Centre – Thwake, Masilu – Mavitini – Kitheya, Masilu – Kiumbini – Iiani and Mithuluni – Thwake roads
	Grading and construction of drifts at Kwa Mbilo – Kwa Katele – Kwa Kaleli Ndala – Kiaoni, Kwa Kimuli – Milu, Kitavi – Thwake, Kwa Kaleli – Kwa Kamuthenya, Matuva – Thwake, Mithuluni AIC – Thwake River, Kwa Kamiti – Kwa Mbwele, Kithula market – Miu River, Peter Mwolyo – Thwake River, Pius Musyoka – Miu River, Kithuia AIC – Miu River and Mithuluni Primary School – Kwa Kaloli – Thwake River roads
	Grading of Kwa Matute – Thwake River and Matute Kawivatho – Mangea - Thwake River, Kwukuni – Kwa Masika, Kwa Kamanda and Somba – Miu market and Kwa Musongo – Kwa Mutema – Thwake River
	Grading of Kwa Matute – Thwake River and also Matute Kawivatho – Mangea – Thwake River, Kwukuni – Kwa Masika – Kwa Kamanda and Somba – Miu market – Kwa Musongo, Kwa Mutema – Thwake River)
	Grading and construction of drift(bridge) at road from Kwa Mukiti, Mbilo, Ndata, Musyimi Kaleli and Ndala to Thwake River
	Grading and construction of drifts(small bridges) at Kwa Kamiti, Kwa Muteti Nzula, Mavituni Primary School to Miu market
	Grading and construction of drifts(small bridges) at Kwa Mukiti, Somba, Kamanda Mbithuka – Kivukuni Primary School/Iiani market
	Grading from Cattle Dip – Kaliambeni Bore Site
Kaliambeu	Construction of culverts along all roads
	Construction of a drifts at Kwa Katusya, Kwa Makau Mulwa, Kwa Mutunga Muli and Kwa Ndaya
	Grading of Kaliambeu – Kyutuni – Kyaani, Kiumo – Nunga, Kiuwauni – Kaliambeu market – Ithemboni, Kwa Kilelo – Munywoki Mukonza, Ndivuni – Embui River road, Kivwauni – Kaliambeu – Muusini – Kangemi road, Kyaani – Kyutuni – Kaliambeni road, Kivwauni – Kyaani – Embui road and Kisola – Kwa Kimwena – Kaliambeni road
	Grading from Cattle Dip – Kaliambeni Bore Site
Kang’ethe	Construction of drifts at Kaminyoo, Kwa Kivuva Mbeleko, Kwa Ngumbi, Thwake River, Uw’ai and Windala Wandue Uw’ai
	Grading of Kwa Kivi kiosk – Ukalani Salvation Army, Kyethivo – Wandue, Makutano, Kaminyoo, Kwa Ngoloko – Kwa Maithya, Musyoka Mulwa – Ukalani Salvation Army, Muthetheni Dispensary – Kionyweni, Wandue market, Kyambandi, Thwake and Windala – Ukalani Salvation Army roads
	Grading of Muthetheni Dispensary, Windala Primary School, Uw’ai River, Wandua market –



Village	Community Need
	Kionyweni market (main road), Windala Primary School, Uw'ai River – Wandue, Kwa Nzeli, Uw'ai, Kwa Ngoloko – Kionyw'eni Cattle Dip – Kyaume Centre – Thwake, Kwa Nzoka junction, Kwa Malungu – Uw'ai – Kwa Ngumbi – Salvation Army, Kwa Isuli, Kwa Mbaa Musyo, Kwa Mutunga Mulandi – Kwa Ngai six – Thwake, Wandue AIC – Thwake River, Junction Kwa Kilamu, Kwa Kisyang'a – Thwake River, Kwa Nzokolo – Windala – Kwa Nzomo, Uw'ai – Wandue – Kionyweni market, Windala, Kwa Mutune and Uw'ai – Ukalani Salvation Army roads
	Recarpeting of tarmac roads at Kang'ethe
Kikulumi	Grading of Assistant Chief's Office – Kwa Mutua, Kikulumi Kwa Kamutu – Kwayosia, Kwa Ngunza – Mavitini, Miu Boys' School – Kikulumi – Syokkauwo and Miu drift roads
	Rehabilitation of drift at Kwa Ndhitu – Kasalai and Miu
	Construction of bus stage at Kikulumi
	Construction of drift at Kwa Mutual, Kikulumi Kwa Kamutu – Kwayosia
Kionyweni	Construction of drifts at Kwa Jimmy, Kwa Kavonde, Kwa kioko and Kwa Mutundu
	Grading of Iilani – Malaani, Kionyweni Dip – Kyaname, Kwa Kieti – Kwa Mai – Kwa David, Kwa Kithinelu – Uwai, Malaani – Kwa Mutunelu, Soweto – Kwa Mulinge Dam – Malaani CC road, Kionyweni Primary School – Makutano – Kyaume – Thwake road and Kithendu – Kimale – Kimatu road
Kyawikyo	Grading of Kwa Mulumbi – Kyawikyo Nursery – Kyaimu River (drift) – Kwawikyo Catholic Church, Kwa Suvu - Kyaimu River (drift) – Nzeveni market, Kwa Syondindi – Kwa Mutevu – Kyaimu River (drift) – Kwa Mukula – Nzeveni market, Minathoni – Kwa Syondidi – Miu River, Miu market – Kwa Kayovi – Miu River (drift), Miu market – Kwa Nguli – Miu River (drift), Miu Boys' School – Kwa Katunyo – Miu River, DEB Primary School – Kwa Sili – Kwa Kilulu – Miu River and Kilulu – Kwa Syomwana – Miu River roads
Kyethivo	Grading and murraming of Kwa Mutilu road – Kangemi market
	Grading, murraming and construction of drift at Muthetheni market – Utalii market road through Iia-Ikya, Mutendeu junction – Kwambisu road, Kathumbe – Malatani – Kisola road, Iia-Ikya road – Kangemi and Ebenezer shops – Mutendeu Primary School
Ngamba	Grading of Maluini – Mwangangi Muthoka – Muukuni – Musyoka Munguti – Katiku Mwonzwa – Mule Ngitu, John Nzini – Maingi Musuu – Philip Kiilu – Kilonzo Kimuyu, Rota Kamunzyu – Ndolo Mutisya, Kwa Muema – Nthuluni Primary School – Nzunza Mbalu – Kimeu Mwangangi, Ila-Kya Catholic Church – Nthuluni Primary School – Susu Centre – Mutisya Wambua – Ngamba Market, Assistant Chief's Office – Peter Musau – Yondoni River, Kyoyo – Wambua Kalola – Danson Mutiso – Kitunga Mutinda – Kwevou – Yondoni River, Malonza Mutisya – Kamondo – Ngamba Market and Kilatya – Tuma – Mama Katuyu – Nthuluni Primary School roads
	Construction of drifts at David Kuele, Mutisya Ndambo, Mutisya Ndambo, Rose Mbaluka, Tuma Kyaimu River, Kamondo Kyaimu River, Mburi Tuta, Nzoia River, Yondoni River Kwevou, Kyaimu River Sebastian/ Nzioka and at David Kuele
Nthaani	Grading of Kithiano Nursery School – Nthwake, Kthumbo – Kisola, Kwa Muthoka road – Mutendeu Primary School, Kwambuvai Silanga – Mukiu market, Kwamutuilu – Kangemi road, Mbaani Kisola Kangemi road, Muthetheni Mixed School – Kithiano Primary School, Muthetheni Police Post – Kyethivo Kingatua, Muthetheni Primary School – Yangila, Slaughter road and Uvisini Kawiongo – Mukiu roads
	Grading of Kwa Kasovo – Kwa Kimea – Itawa – Kyambusya road, Kwa Kivindyo – Kwa Eliu Muange – Thwake River road, Kwa Kimanthi – Kwa Mutunga – Mwau Mbatha – Mwanzolo – Mwanzia Masolo – Thwake (drift), Yangila – Kwa Mukoti Paul Thyaka – Kithiano Primary School road, Kwa Kitawi Kiosk – Isuli – Mathias – Kwa Muathe road and Kwa Muema borehole – Mang'ee – Mulei Ndeto road
	Completion of Kwa Kithumbi B, Engineer Muthoka – Kwa Weu – Thwake River road
	Construction of bridge at Yangila to connect Machakos and Makueni
	Construction of drift at Muthetheni – Kithiano – Muthetheni – Yangila road
Utithini	Construction of bridge at Kaewa – Yangila road and at Thwake River Yangila
	Construction of culvert along Kwa Matuta – Wele – Thwake River road

<b>Village</b>	<b>Community Need</b>
	Grading of Kaewa – Yangila and Kwa Matuta – Wele – Thwake River roads
	Grading and tarmacking of Kaewa – Muthetheni road
	Construction of road from Kwa Syondingi – Mina – Nthoni from Ithemboni – Thwake – Kiluu through Kwa Kimulu uto Thwake and bridge to Kwa – Kulomba across to Makueni; from Miu DEB – Mikolekya
<b>HEALTH SECTOR</b>	
Kalamba	Construction of a dispensary at Kwa Nzunzu
	Provision of drugs at Miu Health Facility
	Facilitation of CHVS
Kaliambeu	Recruitment of health care workers, adequate supply of drugs, piping of water
	Construction of gate and public toilets at Kaliambeu Dispensary
	Installation of water tank at Kaliambeu dispensary
Kang’ethe	Completion of Muthetheni Level III Hospital
	Adequate supply of drugs at Kang’ethe
	Adequate supply of drugs at Muthetheni Health Centre Level III
Kikulumi	Construction of a dispensary at Kavini Mutisya
	Upgrading of Miu Health Centre to Level IV health facility
	Construction of additional wards, maternity wing and cancer center at Miu health centre
Kionyweni	Construction of health facilities at Kiongweni and Malaani
Kyawikyo	Facilitation of CHVs at Kwawikyo
	Rehabilitation of Kyaimu Dispensary and electricity supply
	Recruitment of additional nurse at Kyaimu Dispensary
Kyethivo	Recruitment of CHVs from the sublocation
	Construction of a new dispensary at Kwa Muki
Ngamba	Construction of a dispensary at Utalii market
Nthaani	Empowerment of CHVs
Utithini	Construction of a dispensary at Muani Nursery
<b>LANDS, ENVIRONMENT AND NATURAL RESOURCES SECTOR</b>	
<b>Environment and Natural Resources Sub-sector</b>	
Ngamba	Proper solid waste management and disposal at Ngamba market
Nthaani	Proper solid waste management and disposal at Kikulumi
	Provision of garbage bins at Nthaani
	Garbage collection and provision of garbage bins at Muthetheni
<b>Lands Sub-sector</b>	
Kaliambeu	Provision of land surveying services
	Provision of maps
	Issuance of title deeds
Kang’ethe	Provision of enough surveyors in the villages
Kikulumi	Issuance of title deeds
Kyawikyo	Provision of land surveying services at Itithini, Miu, Itithini and Miu markets
	Provision of land surveyors for feeder roads
Kyethivo	Issuance of title deeds
Ngamba	Surveying of feeder roads in Ngamba sub-location
Nthaani	Issuance of title deeds
	Provision of surveying services
Uthini	Issuance of title deeds at Kan’gethe
<b>PUBLIC ADMINISTRATION SECTOR</b>	
Nthaani	Construction of AP post in Chief’s Camp at Nthaani
<b>WATER AND IRRIGATION SECTOR</b>	
<b>Sanitation Sub-Sector</b>	
Kalamba	Construction of public toilets at Iiani, Kithuia and Yalamikwa markets
Kaliambeu	Construction of public toilets at Kaliambeu, Kangemi, Kyaani and Mbaani markets
	Completion of public toilets at Mbaani, Kaliambeu and Kyaani

Village	Community Need
Kang'ethe	Construction of public toilets
Kiongweni	Completion of public toilets at Mbaani
	Construction of public toilets at Kiongweni
Kyawikyo	Construction of public toilets at Itithini, Nzeveni and Miu markets
Kyethivo	Construction of public toilets at Kangemi market
	Construction of public toilets at Kyethivo market
Ngamba	Construction of public toilets at Utalii and Ngamba market
Nthaani	Operationalization of modern toilets at Nthaani
<b>Water Sub-sector</b>	
Kalamba	Completion of unfinished dam at Kiuukuni Borehole
	Rehabilitation (water pumping) of Thwake River
	Construction of dams at Ikombo, Kwa Muoka, Kwa Ndoos and Kwa Nzivo
	Reticulation and supply and installation water tanks at Kwa Munyambala Borehole
	Scooping and desilting of Kwa Nzivo dam and Masilu dam
	Drilling of borehole at Thwake River – Kwatunga forest to come to Kwa Matute and construct a water tank to supply water to Ukala A and Iiani market – Kithula
Kaliambeu	Construction of dams at Kwa Mbonge, Kwa Muthini and Kwa Nzioki Kaki
	Rehabilitation of Kaliambeu and Kisola boreholes
	Drilling of borehole at Mbaani Dam
	Rehabilitation and reticulation of Kaliambeu Borehole
	Construction of reservoir water tank at Kyaani and Kisola
	Scooping of Kwetinga, Kwa Muthoka dam, Kwa Mayuya and Kwa Mukie dams
Kang'ethe	Installation of a stand to reticulate water at Kyaani and Kisola boreholes
	Drilling of boreholes at Kyaume, Muthetheni Dispensary, Ukalani, Windala Primary School and Muthetheni Level III health facility
	Rehabilitation of Ukalani Primary School Borehole
	Installation of barriers at Uw'ai River
Kikulumi	Supply and installation of water tanks at Kang'ethe ECDE Centre, Ukalani Primary School and Windala
	Construction of dam at Makulumu
	Desilting of Kikulumi Earthdam and Masilu Dam
	Construction of dam at Makulumu village Borehole
Kionyweni	Piping of Kikulumi Borehole
	Desilting of Kwa Kitho Dam
	Drilling of boreholes at Malaani, Mbaani, Kwa Ndambuki, Ndongoi Kwa Joel and Utaui
	Construction of dams at Kwa Mulinge and Mang'etheni
Kyawikyo	Repair and maintenance of Kionyweni Borehole pump
	Construction of dams at Kwa Kimeu Ngomeni and Kwa Mulu Mutisya
	Drilling and reticulation of borehole at Kwawikyo nursery school, and borehole at Miu DEB
Kyethivo	Desilting of kwa kimeu and kwa mulu mutisya dams.
	Drilling of Iia-Ikya Nursery School Borehole, Mutendeu Primary School Borehole and Kwa Kimbo Borehole
	Desilting of Kwa Masua Dam, Muthetheni Earth Dam, Kwa Kisambo, Kwa Muutu Dam, Kwa Mutoto, Kwa Mutune and Kwa Ndambuki
Ngamba	Desilting and expansion of Munyenze Dam, Kwa Muema Dam and Katothya Dam
	Construction of Ilenge Dam at John and Peninah and Katwala Dam at Martha/ Ngumbi and Kwa Mbatha and Mutinda Munguti at Nzoia River
	Drilling of boreholes at Ngamba market, Uthuluni Primary School and Muukuni ECDE Centre
	Reticulation of water from Ngamba Secondary School Borehole to Muukuni ECDE Centre and environs
Nthaani	Rehabilitation of borehole at Assistant's Chief Office at Ngamba
	Drilling of boreholes at Ngaka, Iia Ikya Nursery School, Kwa Kimbo and Mutendea Primary

Village	Community Need
	School , Kyambusya nursery, Ngakaa public land
	Rehabilitation of Ngamba Primary School Borehole
	Desilting of KwaKisambo, Kwamasoa, Kwamatinga, Kwamutu, Muutu, Silanga Kwa Nyaaa and Silanga Ndambuki dams
	Reticulation of water at Kithiano Borehole and Kitumbi Water Pan
Utithini	Construction of sand dams at Thwake Rriver
	Construction of treatment plant at Mikolekya Dam
	Drilling of boreholes at Kaewa market and Kathuma village
	Construction of dam at Ismaili – Matuu
	Desilting and fencing of Mikolekya Dam and Kwa Mbuda Earth dam
	Installation of solar panels at Matuu Borehole and Kwa Muema Borehole
	Reticulation of water from St. Martin Borehole to Mombasa Raha and Muuani Nursery and replacement of water tank
	Installation of water tank at Masawa ‘B’
	Pumping water from Thwake River – Kwa Matute and also to Ithemboni Primary School

### 35. Wamunyu Ward

Total Number of Participants: 932

Males: 296 Females: 636 Youth: 111 PWDs: 23

Village	Community Need
<b>AGRICULTURE AND CO-OPERATIVES DEVELOPMENT SECTOR</b>	
<b>Agriculture Sub-sector</b>	
Kambiti	Provision of dam liners
	Timely provision of free certified seeds, subsidized fertilizers and seedlings
	Timely provision of extension officers
	Provision of artificial insemination services
	Provision of livestock vaccination services
	Timely provision of free tractor ploughing services and farm inputs
	Provision of free indigenous chicks
Kilembwa	Provision of livestock vaccination services
	Timely provision of free tractor ploughing services and farm inputs
	‘Kilimo Biashara’ empowerment
	Rehabilitation of Ithumo Cattle Dip
	Provision of dam liners
	Provision of free indigenous chicks
Kwakala	Timely provision of free certified seeds, seedlings and subsidized fertilizers
	Provision of livestock vaccination services
	Timely provision of free tractor ploughing services and farm inputs
	Provision of free indigenous chicks
	Provision of extension services
Kyamatula	Provision of dam liners
	Provision of extension services
	Timely provision of free certified seeds and subsidized fertilizers
	Provision of livestock vaccination services and artificial insemination services
	Rehabilitation of cattle dips
	Provision of free indigenous chicks
	Timely provision of farm input
	Timely provision of free tractor ploughing services and farm inputs
Kyangulumu	Provision of dam liners
	Provision of extension services

Village	Community Need
	Timely provision of free certified seeds
	Provision of livestock vaccination services
	Timely provision of free tractor ploughing services and farm inputs
	Provision of free indigenous chicks
Kyawango	Timely provision of free certified seeds and subsidized fertilizers
	Rehabilitation of cattle dip
	Provision of livestock vaccination services
	Provision of extension services
	Provision of free indigenous chicks
	Timely provision of free tractor ploughing services and farm inputs
	Rehabilitation of cattle dip at Kwa Kitoo
	Provision of dam liners
Nyaani	Provision of extension services
	Provision of dam liners
	Provision of free indigenous chicks
	Timely provision of free tractor ploughing services and farm inputs
	Rehabilitation of Kwamboo Cattle Dip
	Provision of livestock vaccination services and artificial insemination services
<b>Co-operatives Development Sub-sector</b>	
Kambiti	Provision of market linkages for farm produce
	Establishment of a cooperative fund
Kilembwa	Provision of market linkages for farm produce
	Establishment of a cooperative fund
Kaitha	Establishment of a cooperative fund
	Provision of market linkages for farm produce
Kwakala	Establishment of a cooperative fund
	Provision of market linkages for farm produce
Kyangulumi	Establishment of a cooperative fund
	Provision of market linkages for farm produce
Kyawango	Establishment of a cooperative fund
	Provision of market linkages for farm produce
Nyaani	Establishment of a cooperative fund
	Provision of market linkages for farm produce
Co-operatives Development Sub- sector	
Kambiti	Establishment of a cooperative fund
kilembwa	Establishment of a cooperative fund
Kaitha	Establishment of a cooperative fund
	Provision of market linkages for farm produce
Kwakala	Establishment of a cooperative fund
	Provision of market linkages for farm produce
Kyangulumi	Establishment of a cooperative fund
	Provision of market linkages for farm produce
Kyawango	Establishment of a cooperative fund
	Provision of market linkages for farm produce
Nyaani	Establishment of a cooperative fund
	Provision of market linkages for farm produce
<b>COMMERCIAL AND TOURISM SECTOR</b>	
<b>Commercial Sub-sector</b>	
Kaitha	Construction of 'boda boda' sheds at Kaiyani, Vieti and Maanzoni market
Kambiti	Construction of 'boda boda' sheds at Adhara and Miondoni markets
Kilembwa	Construction of 'boda boda' sheds at Ndeini and Nduluku markets
Kyamatula	Construction of bodaboda sheds at Makutano ma lema
Kyangulumi	Construction of 'boda boda' shed at Lapalace Junction

Village	Community Need
	Expansion of Yathui 'boda boda' shed
	Construction of market shed at Yathui market
Kyawango	Construction of 'boda boda' sheds at Kilembwa, Mwaasua and Wamunyu markets
Nyaani	Construction of 'boda boda' sheds at Kwanthei stage, Mavindini and Nyaani markets
<b>Tourism Sub-sector</b>	
Kaitha	Provision of market linkages for handcraft
Kambiti	Provision of market linkages for handcraft
Kilembwa	Construction of wood carvers shed at Savu market
	Provision of market linkages for handcraft
Kwakala	Provision of market linkages for handcraft
Kyamatula	Provision of market linkages for handcraft
Kyangulumu	Provision of market linkages for handcraft
Kyawango	Provision of market linkages for handcraft
	Rehabilitation of and fencing of Wamunyu Handcraft
Nyaani	Provision of market linkages for handcraft
	Training of wood carvers at Nyaani
<b>EDUCATION, YOUTH, SPORTS AND SOCIAL WELFARE SECTOR</b>	
<b>Education Sub-sector</b>	
Kaitha	Recruitment of ECDE teachers at Kaiani and Maanzoni centres
	Construction of ECDE classrooms at Kaiani, Kautia and Maanzoni centres
	Construction of polytechnics at Kaiani and Kwa Munguti
Kambiti	Construction of ECDE classrooms at Kambiti, Kilaatu and Wakaela primary schools
	Recruitment of ECDE teachers at Uvathani ECDE Centre
	Equipping of ECDE classrooms
	Construction of a polytechnic at Adhara Social hall
	Provision of bursaries
	Implementation of school feeding program
Kilembwa	Provision of bursaries
	Construction of ECDE classrooms at Mutyangoi, Ndeini and Itangini primary schools
	Recruitment of ECDE teachers at Mutyangoi, Ndeini and Nduluku primary schools
	Construction of ECDE classrooms at Kayatta, Kithuiani and Kithyululu
	Implementation of school feeding program at Kilembwa
Kwakala	Recruitment of ECDE teachers at Kikaso Kyeu
	Construction of ECDE classrooms at Kikaso Kyeu, Kwakavili, Kyengai, Miondoni, Ngangani and Ngomano
	Provision of bursaries
	Implementation of school feeding program
	Construction of Vocational centre at Miondoni
Kyamatula	Construction of ECDE classrooms at Kyamatula Centre
	Rehabilitation of ECDE classrooms at Kyambo and Muukuni centres
	Construction of a vocational training centre at Kyuambuni
	Provision of bursaries
	Implementation of school feeding program
Kyangulumu	Provision of bursaries
	Implementation of school feeding program
	Fencing of Yathui feeder ECDE Centre
	Construction of hostels and equipping of Yathui Vocational Training Centre
	Recruitment of additional staff at Makaalu and Mulu secondary schools
	Construction of ECDE classrooms at AIC Syuuni feeder, Kisinzini, Kituiu, Lema, Makaalu and Yathui Feeder ECDE centres
	Recruitment of ECDE teachers at Kithiani Primary School, Lema and Yathui Feeder ECDE centres
	Construction of ECDE toilets at AIC Syuuni Feeder, Kithiani Primary School and Makaalu

Village	Community Need
	ECDE centres
Kyawango	Recruitment of ECDE teachers at Mbaikini and Mwasua primary schools
	Construction of ECDE classrooms at Miini, Mwasua, Mbaikini and Sofia primary schools
	Rehabilitation of Mwasua Polytechnic
	Provision of bursaries
	Implementation of school feeding program
Nyaani	Construction of ECDE classrooms and recruitment of ECDE teachers at Mangolota, Mavindini, Nunga and Nyaani Primary School
	Provision of bursaries
	Implementation of school feeding program
<b>Social Welfare Sub-sector</b>	
Kambiti	Establishment of 'Inua Jamii' fund for PWDs
	Provision of relief food
	Provision of funding support to the elderly
	Community empowerment
Kaitha	Community empowerment
	Establishment of 'Inua Jamii' fund
	Provision of funding support to the elderly
	Provision of relief food
Kilembwa	Community empowerment
	Establishment of 'Inua Jamii' fund
	Provision of funding support to the elderly
	Provision of relief food
Kwakala	Provision of funding support to the elderly
	Establishment of 'Inua Jamii' fund for PWDs
	Provision of relief food
	Community empowerment
Kyamatula	Establishment of 'Inua Jamii' fund for PWDs
	Community empowerment
	Provision of relief food
Kyangulumi	Community empowerment
	Establishment of 'Inua Jamii' fund
	Provision of funding support to the elderly
	Review the age bracket for cash transfer program to 65 years
Kyawangu	Provision of relief food
	Community empowerment
	Establishment of 'Inua Jamii' fund
	Provision of funding support to the elderly
Nyaani	Community empowerment
	Establishment of 'Inua Jamii' fund
	Provision of funding support to the elderly
	Provision of relief food
<b>Youth and Sports Sub-sector</b>	
Kambiti	Establishment of sports academies and talent centres
	Provision of employment opportunities to the youth
	Provision of youth trainings
	Youth empowerment
	Levelling of playing grounds
	Provision of sports equipment
Kilembwa	Establishment of sports academies and talent centres
	Provision of employment opportunities to the youth
	Provision of youth trainings
	Youth empowerment

Village	Community Need
	Levelling of playing grounds
	Provision of sports equipment
Kaitha	Establishment of sports academies and talent centres
	Provision of employment opportunities to the youth
	Provision of youth trainings
	Youth empowerment
	Levelling of playing grounds
	Provision of sports equipment
Kwakala	Establishment of sports academies and talent centres
	Provision of employment opportunities to the youth
	Youth empowerment
	Provision of youth trainings
	Levelling of playing grounds
	Provision of sports equipment
Kyamatula	Establishment of sports academies and talent centres
	Provision of employment opportunities to the youth
	Provision of youth trainings
	Youth empowerment
	Levelling of playing grounds
	Provision of sports equipment
Kyangulumi	Establishment of sports academies and talent centres
	Youth empowerment
	Provision of employment opportunities to the youth
	Provision of youth trainings
Kyawango	Establishment of sports academies and talent centres
	Provision of employment opportunities to the youth
	Provision of youth trainings
	Youth empowerment
	Levelling of playing grounds
	Provision of sports equipment
Nyaani	Establishment of sports academies and talent centres
	Provision of employment opportunities to the youth
	Provision of youth trainings
	Levelling of playing grounds
	Provision of sports equipment
	Youth empowerment
<b>ENERGY, INFRASTRUCTURE AND ICT SECTOR</b>	
<b>Energy Sub-sector</b>	
Kaitha	Installation of ‘mulika mwizi’ at Kaiani Dispensary, Kwa Kamakya, Kwa Mutisya and Syathani
	Rehabilitation of ‘mulika mwizi’ at Kaiani, Kaitha Secondary School, Kwa Katitu and Vieti Special School
Kambiti	Installation of ‘mulika mwizi’ at Centre market, Kilaatu market, Kwa Mombe stores and Canaani
Kwakala	Installation of ‘mulika mwizi’ at Bidii Ngomano market and Soweto
	Installation and rehabilitation of ‘mulika mwizi’ at Miondoni market
Kyamatula	Installation of ‘mulika mwizi’ at Itunduni, Kyamatula, Kyambio, Nzeveni and Syeeteni markets
Kyangulumi	Installation of floodlights at Kisinzi, stage Kwa Kaloki and water kiosk(Kiikwetu)
	Installation of ‘mulika mwizi’ at Wamunyu market Behind Cooperate House
	Rehabilitation of high mast at Yathui market
	Provision of bulbs at Wamunyu Hospital
Kyawangu	Installation of ‘mulika mwizi’ at Kwa Kavisi and Miini Primary School



Village	Community Need
	Rehabilitation of 'mulika mwizi' at Kilembwa and Sofia markets and Mwasua stage
Nyaani	Installation of bulbs at Kwanthei stage
	Rehabilitation of 'mulika mwizi' at Kwa Kingoo, Mavindini, Mbaikini AIC, Nunga market and Nyaani
	Installation of solar powered 'mulika mwizi' at Kwanthei stage
	Installation of 'mulika mwizi' at Mang'olata Primary School
Roads, Transport and Public Works Sub-sectors	
Kaitha	Grading of roads at Centre market – Kaiani Dispensary – Kaani Baptist – Kwa Mbunga Kaiani market – Kwa Mukeku – Kwa Kitambi Mutiku, Kiambwa GNCA – Ndeini – Kwa Mulilu – Syathani, Kilaati Primary School – Centre market – Athi River, Kwa Kalitu – Mbaikini – Kathayoni, Kwa Musau Mulinge – Manyanzaani, Maanzoni market – Kithaayoni – Muvuti Dam – Vieti market and Savu market – Thunguni – Kaiani market
Kambiti	Construction of drift at Miondoni – ACK – Athiriver road
	Grading of Adhara – Kwa Suvu – Kwa Mulwa – Yambumbu – Athi, Canaani Police – Syomwimbi – Kambiti Primary School, Itunduimuni – Kwa Mutunga Kiilu – Kambiti Primary School, Kilaatu Primary School – Centre market – Athi, Kwa Kivwea – Kwa Mwonga – Kwa Kalonza – Athi road, Kwa Mbithi – Kwa Kitonga – Athi and Yumbuni – Kwa Munge Dam – Kambiti Primary School roads
Kilembwa	Grading of Kilembwa market – Kyawango River road, Kilembwa market – Nduluku Primary School – River Athi, Kwa Katuu – Kilembwa market – Kilembwa River, Ndeini market – Savu AIC – Ithumo Cattle Dip – Kaitha, Nduluku market – Kya Wanzuu – Kyawango, Nduluku market – Mutyangoi Catholic Church, Sababa – Mutyangoi Primary School – Ndeini AIC – Ndeini Catholic Church – Kwa Nzoka – Kwa Kasolo – Ithelenzu – Kaitha village, Salvation Army – Kwa Nthiwa – Kilembwa Catholic Church, Savu market – Savu AIC – Kwa Kameti – Kwa Kinene Dam – Kwa Musili Ulii and Yiani Kwa Mwikuyu – Kwa Mulinge Nduto – Kilembwa River – Kwa Musilu Ndolo roads
	Construction of drift road at Kilembwa River
Kwakala	Construction of drifts at Kyaimu, Kyengai and Siuni rivers
	Grading of roads at Kikaso Kyeu ECDE Centre – Kwa Maluki – Athi Kwa Mateng'e – Siuni road – Kikaso Kyeu ECDE Centre, Kwa Mbithi – Kwa Katonyi – Athi, Kwa Mukonyo – Ngangani Primary School, Kwa Wambua – Miondoni ABC – Siuni and Miondoni – Kyengai – Ngomano – Mwaani River, miondoni primary - mwonga
Kyamatula	Grading of roads at Kwa Chuvi – Kyamatula Primary School – Miu River – Kwa Mulewa, Kwa Kenda – Kyamatula Primary School – Kyamatula Secondary School, SDA Lema – ABC Kyamatula, Yathui Catholic Church – Ngului Primary School – Mavindini and Yathui Catholic Church – Nguluni Primary School – Mavindini
Kyangulumi	Construction of drift roads at Kamumbu River, Kathalwa Stream, Kwa Mbose – Kwa Muhei Dam, Kwa Mutethya, Makaalu River, Musaalani River, Ngungani River, Nunga Stream, Syuuni River, Uvathani Stream and Wamunyu River
	Grading of roads at Chief's Office Yathwi – Kivani – Kwa Muanga – Kwa Nyumu – Kwa Nzioka – Kithiani market Kisinzi Primary School – Makaalo River – Kwa Kayaya Junction – Kwa Muasya Nganda – Kikelenzu River, Kwa Kaloki – Kinguutheni – Kithiani market – Lema Primary School – Mulu – Kalawa road, Kwa Kanyanya – Kwa Kamindu – Kwa Kalee – Kwa Francis Mathua, Kwa Kivwea – Kitivo, Kwa Matu – Kwa Kinzii – Kwa Mulyungi – Musaalani River – Kwa Nzambu, Kwa Mbose – Kwa Muhei Dam, Wamunyu Town – Kwa Mbolonzi, Kwa Mbose – Kwa Moli – ACK Makalu, Kwa Kisangi – Kwa Julius – Kwa Kilei and Kwa Kaloki – Kwa Nzeka – Kithianii roads
	Construction of gabions at Kwa Muanga
	Construction of drifts at Kwa Kisangi and Kwa Julius Kioko, Wamunyu River, Kwa Kamula – Kwa Nzuki – Kithiani market and Kwa Kasufe
	Construction of culvert at Kwa women rep
Kyawango	Construction of drifts at Kwa Mulei Ndolo – Mbaikini Primary School – Ngalama Kwa Muoki Nzoka – Kavisi – Maiko Mbura and Mwasua stage – Mwasua market – Junction Kilembwa Wamunyu market – Kilembwa roads, Kwanguti Mwasya – Kwa Matheka Ndinda – Kwa

Village	Community Need
	Michael, Sofia – Kwa Kithingaa, Kwanguti Mwasya – Kwa Matheka Ndinda – Kwa Michael and Sofia – Kwa Kithingaa road
	Murraming of Kwa Mulei Ndolo – Mbaikini Primary School – Ngalama, Kwa Muoki Nzoka – Kavisi – Maiko Mbura, Mwasua stage – Mwasua market – Junction Kilembwa and Wamunyu market – Kilembwa roads
	Tarmacking of Wamunyu market road
Nyaani	Construction of drifts at Kwa Kaviti Musoka River, Musii Kivolonzi, Nyaani River Kwa Kioko, Syunguni River and Yondoni River road, Kiomoni River and Mangolota Dam
	Grading and murraming of Mbaikini AIC – Nyaani market – Yondoni River roads
	Grading of roads at D.O – Ngusya – Joseph Sii – Mutisya – Nunga Kwa D.O – Mutie – Mbaikini AIC, Kwa D.O – Ngusya – Kiluva – Kaindi Cattle Dip – Nyaani River, Mukola – Yondoni River, Muli Kendo – Kwanthaa – Nyaani River, Muthwii Vilikii – Mangenge – Kamandi – Musuka and Nzwili stage – Mangolota Primary School
<b>HEALTH SECTOR</b>	
Kaitha	Construction of a health facility at the proposed classroom at Manzoni Primary School
	Equipping of the laboratory at Kaiyani Dispensary
Kambiti	Completion of health facility at Itunduimuni
	Provision of mobile health clinics at Adhara, Kilaatu and Miondoni
	Construction of staff quarters at Wamunyu Health Centre
Kilembwa	Upgrading of Kilembwa Dispensary and construction of a laboratory
Kwakala	Upgrading of Kwakala Dispensary
	Construction of health facilities at Miondoni market and Mutiluni village
Kyamatula	Construction of ABC Dispensary at Kyamatula
Kyangulumi	Construction, equipping and staffing of laboratory
	Construction of maternity wards and staff quarters, establishment of waiting bay and installation of solar panels at Yathui Health Centre
Kyawango	Construction of a health facility at Mwasua
Nyaani	Completion of Nyaani Dispensary
<b>LANDS, ENVIRONMENT AND NATURAL RESOURCES SECTOR</b>	
<b>Environment and Natural Resources Sub-sector</b>	
Kaitha	Provision of proper solid waste disposal site
Kambiti	Provision of proper solid waste disposal site
Kilembwa	Provision of proper solid waste disposal site
Kwakala	Provision of proper solid waste disposal site
Kyamatula	Provision of proper solid waste disposal site
Kyangulumi	Provision of proper solid waste disposal site
Kyawango	Provision of proper solid waste disposal site
Nyaani	Proper solid waste disposal
<b>Lands Sub-sector</b>	
Kaitha	Provision of land surveying services
Kambiti	Provision of land surveying services
Kilembwa	Provision of land surveying services at Kilembwa, Ndeini and Nduluku markets
Kwakala	Provision of land surveying services
Kyamatula	Provision of land surveying services
Kyangulumi	Provision of land surveying services
Kyawango	Provision of land surveying services
Nyaani	Provision of land surveying services
<b>PUBLIC ADMINISTRATION SECTOR</b>	
Kambiti	Construction of administration offices at Itunduimuni ground
	Establishment of revenue offices at Itunduimuni
	Lowering of tax rates
Kilembwa	Review license fees at Kilembwa market
	Construction of village administration offices

Village	Community Need
Kwakala	Deployment of village administrator
	Lowering of tax rates
	Construction of village administration offices
Nyaani	Lowering of license fees
	Enhance revenue collection at Wamunyu
	Construction of village administration offices
Kyamatula	Construction of village administration offices
Kyangulumi	Construction of village administration offices
Kyawango	Construction of village administration offices
<b>WATER AND IRRIGATION SECTOR</b>	
<b>Irrigation Sub-sector</b>	
Kyawango	Installation of irrigation tanks at Kwa Muathe and Masisya dams
<b>Sanitation Sub-sector</b>	
Kaitha	Rehabilitation of public toilets at Maanzoni, Kaiyani and Vieti
Kilembwa	Construction of public toilets at Mwatate, Nduluku and Savu markets
Kwakala	Construction of public toilets at Kwa Kala Miondoni market and Kwa Kala Bidii market
Kyamatula	Construction of public toilets at Kyamatula, Makutano/Lema markets and Yathui market
Kyangulumi	Construction of public toilets at Yathui market
Kyawango	Construction of public toilets at Kilembwa and Mwaasua
	Rehabilitation of public toilets at Sofia market and Wamunyu market
Nyaani	Construction of public toilets at Kwa King'oo and Mavindini markets
	Rehabilitation of public toilets at Nunga and Nyaani markets
<b>Water Sub-sector</b>	
Kaitha	Construction of gabions at Kwa Kikelenzu, Kwa Mbevo, Kwa Mutie, Kwa Ngina, Kwa Ngovo and Nguku
	Drilling of boreholes at Kaiyani Baptist Church, Kambiti Primary School, Kilaatu Baptist Church, Kwa Maleka Kitaka, Maanzoni Catholic Church, Mbaikini Special School and Neema Baptist Church
	Rehabilitation of Kambitha Borehole
	Rehabilitation of weirs at Kalita River, Kithayoni and Usewani
	Desilting of Kwa Mbunga and Mbaikini dams
Kambiti	Desilting of Kamita and Kwa Nyika dams
	Fencing of Kwa Nyika Dam
	Drilling of boreholes at Kwa Mwonga in Maluti Maluti village, Syithani village, Wamunyu Health Centre, Kambiti Primary school and Wamunyu Slaughter House
	Rehabilitation of Kwa Mbatha, Kwa Mutie, kaela and Kwa Nyika boreholes
	Scooping dams in Maluti and Syithani villages
Kilembwa	Extension of Iimba Earth dam
	Desilting and fencing of Kilembwa earth dam and Kwa Kinene
	Drilling of boreholes at Nduluku market and Salvation Army Church
	Rehabilitation of Wamuya Community water
	Reticulation of borehole water to villages Daniel Musau – Kilembwa – Kyawango and Kaitha
Kwakala	Desilting of Kikaso Kyeu Dam
	Desilting and fencing of Kwa Ngii and Kwakala dams
	Drilling of boreholes at Kwa Maumbi and Kwa Munywoki
	Rehabilitation of Kwakala Borehole
	Construction of Kwa Ngii, Kwakala and Kwakavulo dams
Kyamatula	Desilting of Itunduimuni, Kikaso, Kwa Mita, Kyamatula and Ndiva dams
	Fencing of Itunduimuni, Kikaso, Kwa Mita, Kyamatula and Ndiva dams
	Drilling of boreholes at Kyamatula Primary School, Muukuni Nursery School and Yathui market
Kyangulumi	Desilting of King'uu Theni, Kwa Kioko, Kwa Makula and Manyanzaani dams
	Fencing of Kwa Kioko, Kwa Makula and Manyanzaani dams

Village	Community Need
	Drilling of boreholes at Kithiiani Primary School, Makaalu Secondary School and Yathui Vocational Centre
	Construction of weirs at Katunguli, Kwa Daniel Mwanaga, Kwa Mulewa Mutua and MUSAALANI
	Rehabilitation of weirs at Kwa Katuma, Kwa Kavatha, Kwa Kituto and Kwa Malia
	Construction of dam at Kwa Nduvi Yathui
	Supply and installation of water tanks at AIC Syuuni and Yathui feeder ECDE centres
Kyawangu	Desilting of Kwa Kitoo, Kwa Malumba and Masisya dams
	Drilling of boreholes at Ilimbani, Junction Mbuva, Kwa Kavisi, Miini Primary School, Sofia Kwa Mukiti and Wamunyu Special School
	Rehabilitation of boreholes at Kilembwa Catholic Church and Mwasua Primary School
Nyaani	Desilting of Kwa Mituini, Kwa Ng'atwa and Syunguni dams
	Fencing of Kwa Mituini and Kwa Ng'atwa dams
	Construction of Kamungu Kwa Ntheu and Kwa Yumbya dams
	Drilling of borehole at Mavindini Primary School and Mangolota Primary School

### Yatta Sub-county

#### 36. Ikombe Ward

Total Number of Participants: 669

Males: 337 Females: 332 Youth: 31 PWDs: 02

Village	Community Need
<b>AGRICULTURE AND CO-OPERATIVES DEVELOPMENT SECTOR</b>	
<b>Agriculture Sub-sector</b>	
Kinyaata	Provision of artificial insemination services
	Provision of extension services and soil testing services
	Promotion of water harvesting and irrigation
	Construction of cattle dip at Maiuni
Kitheuni	Timely provision of free certified seeds, subsidized fertilizers and pesticides
	Provision of extension services
	Rehabilitation of cattle dip at Kinaka – Kitheuni
Kyasioni	Timely provision of free certified seeds and tractor ploughing services
	Rehabilitation of Ikombe, Kivunga and Munyuki cattle dips
	Provision of extension services and soil testing services
Makutano	Provision of extension services
	Provision of dam liners
	Insurance for farm produce
Mathingau	Provision of extension services
	Timely provision of free certified seeds
<b>Co-operatives Development Sub-sector</b>	
Kitheuni	Establishment of cereal board
Kyasioni	Provision of market linkages at Kyasioni
Makutano	Revival of cereal board
<b>COMMERCIAL, TOURISM AND LABOUR AFFAIRS SECTOR</b>	
<b>Commercial Sub-sector</b>	
Kinyaata	Construction of market sheds at Kinyaata and Ngangani markets
	Mapping and taxation of miraa vendors

<b>Village</b>	<b>Community Need</b>
	Establishment of livestock market at Ngangani market
	Establishment of kiosks at Ngangani market
Kitheuni	Construction of 'boda boda' sheds at Kiimani and Sokotamu
	Construction of market sheds at Kitheuni
Kyasioni	Completion of market shed at Ikombe market
	Construction of 'boda boda' sheds at Kithito, Kyasioni, Munyiiki, Mwambathaana and Ndalasyani markets
	Scheduling of market days at Kyasioni, Mwambathaana and Ndalasyani markets
	Construction of market premises
Makutano	Construction of 'boda boda' sheds at Kilaatu and Kionyweni
	Construction of cold room at Makutano
	Construction of market shed at Kionyweni
	Jaw crusher at Kionyweni
Mathingau	Construction of 'boda boda' sheds at Naivasa market
<b>Tourism Sub-sector</b>	
Kinyaata	Attraction sites at Athi River
	Conducting workshops for handcrafters at Kinyaata market
Kitheuni	Provision of market linkages for 'ciondo's and wood carvings
Kyasioni	Provision of market linkages for handcrafts at Ikombe 'jua kali'
Mathingau	Promotion of 'ciondo' weaving
<b>EDUCATION, YOUTH, SPORTS AND SOCIAL WELFARE SECTOR</b>	
<b>Education Sub-sector</b>	
Kinyaata	Construction of ECDE classrooms at Tulima and Yambumbu ECDE centres
	Construction of VTC at Kinyaata
	Recruitment of ECDE teacher at Kyusani ECDE Centre
Kitheuni	Construction of additional ECDE classroom at Kitheuni
	Recruitment of additional ECDE teachers at Kitheuni and Mwitasyano Primary School
	Rehabilitation of Kalyambeu VTC
Kyasioni	Recruitment of additional ECDE teachers at Kyasioni
	Construction of ECDE classrooms at Kathangathini, Kimuuni, Kithito, Kitololo, Mangweti, Mbembani, Munyiiki, Tinganga and Kyasioni
	Implementation of school feeding program in all schools
Makutano	Recruitment of additional ECDE teachers at each centre
	Construction of ECDE classrooms at Kangoko, Katutuni, Kilaatu, Kionyweni, Makutano, Manyanzaana, Myumbuni and Uvaini
	Bursary increment
	Rehabilitation of Ilaani Primary School
	Provision of teaching and learning materials in all schools
Mathingau	Recruitment of additional ECDE teachers at Mathingau
	Construction of ECDE classroom at Mathingau
	Construction of Kamuthambya and Kanguma ECDE classrooms
	Rehabilitation of VTC at Mathingau
<b>Social Welfare Sub-sector</b>	
Kinyaata	Provision of soft loans for empowerment
	Sensitization on borrowing
	Establishment of group fund
	Provision of kits to orphans and PWDs
Kitheuni	Provision of relief food
Kyasioni	Construction of a school for the PWD at Kyasioni
Makutano	Establishment of group fund
Mathingau	Construction of a school for the PWD at Mathingau
	Provision of support to widows and orphans
<b>Youth and Sports Sub-sector</b>	

<b>Village</b>	<b>Community Need</b>
Kitheuni	Completion of stadium at Kinyaata
	Funding of youth clubs
	Leveling of playground
	Provision of balls and uniforms
Kyasioni	Leveling of playground
	Provision of uniforms to the youth
Makutano	Construction of social hall
	Provision of sporting equipment to clubs
<b>ENERGY, INFRASTRUCTURE AND ICT SECTOR</b>	
<b>Energy Sub-sector</b>	
Kinyaata	Installation of floodlights at Kaamani and Syothwake markets
	Replacement of electricity poles at Kinyaata
	Replacement of transformer at Kathamani and rehabilitation of electricity posts
Kitheuni	Installation of additional 'mulika mwizi' at Kitheuni
	Installation of 'mulika mwizi' at Kiimani and Mwitasyano markets, Naivasa and Sokotamu
	Replacement of electricity poles at Kitheuni
Kyasioni	Installation of additional 'mulika mwizi' at Kyasioni
	Installation of 'mulika mwizi' at Ikombe market, Munyiiki and Tinganga
	Replacement of 'mulika mwizi' post at Kithito
Makutano	Installation of transformers at Kamutembwa, Kwa Kiloo ABC and Uvaini
	Installation of 'mulika mwizi' at Iiani, Kamutembwa, Katutuni, Kavutini, Nuti and Uvaini
	Rehabilitation of 'mulika mwizi' at Kionyweni and Kiuukuni
Mathingau	Replacement of electricity posts at Kikesa market-Kathamani
	Installation of 'mulika mwizi' at Kanguma/Mathingau and Naivasa
<b>Roads, Transport and Public Works Sub-sectors</b>	
Kinyaata	Construction of bridge to connect Ikombe and Mwala
	Construction of drifts at Muusini Kithito roads and Nguumo – Kinyaata – Ivutini
	Construction of culverts along Kalandini – Kaliani – Katangi road
	Construction of culverts at Mbembani at Kwa Mbui and murruming to Ikombe market
	Grading of Kiimani – Naivasa, Kitheuni market – Naivas, Kitheuni – Kalyembeu – Kinaka, Kwa Luka – Muthoka – Muthuka and Mwitasyano Primary School – Kiimani Primary School roads
Kyasioni	Construction of Ikombe – Seku Bridge
	Construction of weir along Tinganga Borehole – Kwa Mwasilo road
	Construction of drift along Kithito Catholic Church – Nthagathini road
	Construction of drift and murraming of Ikombe Stream, Kitui Stream, Malivini – Kwa Kamalisa – Manyasaani – Nthagathini and Mbembani – Kwa Master – Kwa Mwea roads
	Grading of Ikombe Primary School – Duka Moja, Ikombe – Kasele – Mwitasyano, Ikombe – Nguni – Mwitasyano, Kimuuni – Mwitasyano, Kwaseni – Nzewani, Kithito – Mangweti, Kwa Muthusi – Kasongoloni – Kwa Maundu, Kwa Mwale – Kasina – Kwa Muiku and Mangweti – Kwa Stone – Kwa Mwaniki roads
	Grading and construction of drift along Kivunga – Kwa Kyole – Malivini Primary School road
	Grading and murraming of Kwa Ndunda – Ndalasyani road
	Grading and construction of weirs along Kimuuni – Kwa Mutune and Slaughter House – Kwa Ndaka – Kimuuni roads
	Maintainance and rehabilitation of roads
	Murraming of Iovoye Kwa Kilungu, Kwa Ngali and Mbembani – Malivini roads
Tarmacking of Katangi – Ikombe – Matuu road	
Makutano	Grading and murraming of Kamuthambya – Miondoni, Katutuni – Kwa Lazaro, Kavutini – Uvaini – Kinyongo – Makutano – Kangoko, Kilaatu – Naivasa, Kionyweni – Kwa Makanya – Mathingau, Maiuni – Mathingau – Makutano, Naivasa – Mathingau – Kiuukuni – Muumbuni – Kangoko, Ngangani – Uvaini – Mathingau, Nuti – Katutuni – Kyusani and Nuti – Kiuwani Board roads

<b>Village</b>	<b>Community Need</b>
	Murraming and tarmacking of Katangi – Kithimani Bridge
Mathingau	Construction of drift at Kinyongo
	Construction of a bridge at Kamuthambya
	Grading of Kalandini – Ngomano – Kyeni – Kamuthambya – Katangi, Kasooni Junction – Kalandini Primary School, Kilaani – Kiukuni – Mathingau Earth Dam and Mathingau – Kavingoni – Maiuni – Kathamani – Kikesa road
	Murraming and construction of drift and culverts along Kiukuni – Manyanzaani Junction road
	Murraming of Kwa Musya – Kanguma – Kikesa road
	Rehabilitation of Kanguma – Kikesa road, Kwa Mangala Mathingau – Kanguma Primary School road and Yiiiani – Kwa Ndunda – Ngalasyani – Mathingau road
	Construction of Kimuuni – Kilaatuni – Nganyani road, Kalandini – Kasooni – Maiunu road and Kamuthambya – Kikesa – Mainu road
	Construction of Kimuuni – Kwa Makri – Kilaatu road
<b>HEALTH SECTOR</b>	
Kitheuni	Construction of toilets, fencing, provision of ambulance vehicle and maternity equipment, adequate supply of drugs and water supply to Kitheuni Dispensary
Kyasioni	Fencing of Ikombe Health Center
	Construction of a health facility at Kithito
	Construction of toilets, adequate supply of drugs and water supply to Kyasioni Dispensary
Makutano	Construction of health facilities at Kilaatu, Kionyweni and Makutano
	Facilitation of CHVs at Makutano
Mathingau	Construction of wards and recruitment of CHVs at Kikesa Health Center
<b>LANDS, ENVIRONMENT AND NATURAL RESOURCES SECTOR</b>	
<b>Environment and Natural Resources Sub-sector</b>	
Kinyaata	Promotion of tree planting program
	Establishment of tree nurseries
	Regulation of sand harvesting
Kitheuni	Deployment of solid waste officers in all markets
Kyasioni	Establishment of dumping site at Ikombe
Makutano	Deployment of cleaners at Katutuni and Kionyweni and Makutano
Mathingau	Deployment of additional solid waste officers
<b>Lands Sub-sector</b>	
Kinyaata	Sensitization on land acquisition
	Surveying of public land
	Physical planning of Kinyaata market
Kyasioni	Issuance of title deeds
	Physical planning of Ikombe market
Makutano	Provision of physical planning services at Duka Moja, Kamutembwa, Kangoko, Katutuni, Kavutini, Kilaatu, Kionyweni, Makutano, Myumbuni and Uvaini areas
	Surveying of all roads
Mathingau	Sensitization on land issues
<b>PUBLIC ADMINISTRATION SECTOR</b>	
Kyasioni	Establishment of a sub-location at Kithito
Makutano	Construction of administration offices
	Deployment of revenue clerks and inspectorate officers
Mathingau	Quarterly payment of single business permits
<b>WATER AND IRRIGATION SECTOR</b>	
<b>Sanitation Sub-sector</b>	
Kitheuni	Construction of public toilets at Kalyambeu, Kiimani, Naivasa and Sokotamu markets
Kyasioni	Construction of public toilets at Kiangweti, Mbembani and Munyiiki
	Operationalization of public toilets at Ikombe market
	Construction of additional public toilets at Ikombe – Matuu Stage
Makutano	Construction of public toilets at Kionyweni and Makutano

Village	Community Need
<b>Water Sub-sector</b>	
Kinyaata	Drilling of boreholes at Katutuni Primary School, Kiuwa Nzukini, Muaani and Muusini Purification of water at Dr Nguumo, Kyusani Primary School and Tulima Rehabilitation of Kwa Ngutu Dam
Kitheunu	Construction of cores at Mwitasyaano, Kiimani, Kwa Mulului and Kwa Mutunga Drilling of boreholes at Mutitu area Construction of dams at Kitaalu, Kitololo – Kisewani, Kiuukuni, Kwa Kathunguli, Kwa Makau, Kwa Mutune, Munina, Mutitu and Siungani Ka Munina Construction of wells at Kwa Kithome, Kwa Mulwe and Kwa Muthuka Installation of pumping systems at Kalyambu, Kwa Mwau Mutiso and Kwa Nzini boreholes Rehabilitation of Kitheuni Borehole Replacement of pumping system at Kwa Mulului Kitheuni
Kyasioni	Drilling of additional boreholes at Kyasioni Construction of weirs along Mwambatha Stream Installation of solar panels at Ikombe market, Kitololo and Kwa Ngulu boreholes Maintenance of Kithito and Mangweti boreholes Drilling of boreholes at Kathangathini, Kwa Ndunda and Malivini Construction of dams at Kithayoni, Kithito, Kiukuni, Kiumoni, Kwa Kutu, Kwa Muthusi, Kwa Ngutu, Kyasioni, Matemani and Mundani Supply and installation of water tank at Ikombe market Provision of water tank stand at Ikombe market Reticulation of Mangweti Borehole Reticulation of water to Kyasioni market and Ikombe Revival of Kikuyuni – Kithito and Tana Athi water projects
Makutano	Desilting and fencing of Katutuni, Kilaatu, Kwa Kalani, Kwa Kinyali, Kwa Mbuti and Kwa Ngovi dams Installation of water tanks at Kionyweni and Ukumuni boreholes Equipping of Katutuni Primary School Borehole Construction of Kinyongo Mega Dam Expansion and fencing of Kwa Munyu, Munina and Ngangani dams Expansion, fencing and construction of treatment plant at Mutanda Dam Drilling of boreholes at Iiani, Makutano, Ithemboni Kiusuni, Kamutwembwa, Kilaatu, Kionyweni, Kiuukuni and Manyanzaani Construction and fencing of Kiunduwani, Kwa Katundu and Kyathani dams Construction of water pans at Makutano Construction of weirs along Kinyongo River, at Kwa Kavila, Kwa Kiloo and Kwa Muthami
Mathingau	Construction of additional weirs along Kinyongo River Fencing of all dams Drilling of Kanaguma, Kavingoni, Kamuthambya, Kathamani, Kikesa Health Center, Kikesa South and Musingini boreholes Construction of weirs at Koo Rehabilitation of weir at Kwa Mutwii Equipping of Mathingau Borehole

### 37. Katangi Ward

Total Number of Participants: 306

Males: 130 Females: 176 Youth: 44 PWDs: 11

Village	Community Need
<b>AGRICULTURE AND CO-OPERATIVES DEVELOPMENT SECTOR</b>	
<b>Agriculture Sub-sector</b>	



Village	Community Need
Katangi	Provision of tree seedlings throughout the ward
Kyua	Timely provision of free certified seeds and subsidized fertilizers
	Training of farmers on fertilizers usage and seedlings spacing
	Provision of free indigenous chicks
	Provision of tree seedlings throughout the ward
Mekilingi	Timely provision of free certified seeds, tractor ploughing services and subsidized fertilizers
	Agribiz promotion
	Provision of tree seedlings throughout the ward
Syokisinga	Timely provision of free certified seeds, tractor ploughing services and subsidized fertilizers
	Provision of free indigenous chicks
	Provision of tree seedlings throughout the ward
<b>Co-operatives Development Sub-sector</b>	
Mekilingi	Construction of food storage facilities at Mekilingi Shopping Centre/Ngumbalu
	Provision of market linkages for fruits, food and cattle
Syokisinga	Establishment of a cereal board
	Establishment of a farmers co-operatives
<b>COMMERCIAL, TOURISM AND LABOUR AFFAIRS SECTOR</b>	
Commercial Sub-sector	
Kyua	Construction of open air market and scheduling of market day at Kyua market
	Revival of basket weaving
	Provision of market linkages for basket weaving and wood carving products at Kyua
Mekilingi	Construction of market sheds at Kakuyuni Dam, Kiuukuni Borehole, Kyua market, Mariani Dam and Mekilingi Dam
<b>Tourism Sub-sector</b>	
Kyua	Provision of market linkages for wood carving products and funds to the traders
Mekilingi	Conservation of shrines at Kwa Matuthio
Syokisinga	Provision of market linkages for wood carving and weaving products
<b>EDUCATION, YOUTH, SPORTS AND SOCIAL WELFARE SECTOR</b>	
<b>Education Sub-sector</b>	
Katangi	Rehabilitation of classrooms at Utumuni ECDE center, provision of learning materials and implementation of school feeding program
	Rehabilitation of classrooms at Kikuyuni Primary School
	Refurbishing Katangi Vocational Centre
	Provision of bursaries
Kyua	Construction of ECDE classrooms at Karingo, Kikeanani, ABC Itangini, Kyua, Katangi, Kaluluni, Kwa Kisai, Mbilini and Kiukuni centres
	Recruitment of additional teachers at Mwaani
	Construction of additional classrooms at Masaani and Thome centres
	Construction of Kisesini polytechnic and Masaani vocational center
Mekilingi	Construction of ECDE classrooms and recruitment of teachers at Kakunuke Primary School, Kiukuni, Kyaani, Mathitha, Mekilingi, Mekilingi Feeder School, Mumbuni, Ngumbulu and Ngusyiwini
	Construction of vocational training colleges at Kakunike Kwa Matuti and Kiukuni
	Provision of bursaries
Syokisinga	Construction of ECDE classrooms at Kiamani, Kiusyani, Makila, Ndiuni, Ndovoini Mukuza, Syokisinga Malatani, Ilani and Yumbuni primary schools, Ndiuni and Matinga St. Jude
	Construction of vocational youth centers at Syokisinga and Yumbuni Primary School
	Provision of bursaries
<b>Social Welfare Sub-sector</b>	
Mekilingi	Provision of support to widows and widowers
	Provision of sanitary towels to girls in Mekilinge schools
	Provision of support to 'ciondo' weaving groups
Syokisinga	Deployment of a social welfare officer at Syokisinga village

Village	Community Need
	Development of a sports field at Yumbuni Primary School and Syokisinga
	Women empowerment through loans and grants
<b>Youth and Sports Sub-sector</b>	
Kyua	Youth empowerment through youth fund
	Levelling the field of Kasai Primary School
Mekilingi	Construction of a talent academy at Mekilinge Primary School
	Levelling of playground at Mekilingi Primary School
Syokisinga	Levelling of sports ground at Yumbuni Primary School
<b>ENERGY, INFRASTRUCTURE AND ICT SECTOR</b>	
<b>Energy Sub-sector</b>	
Katangi	Installation of 'mulika mwizi' at Kwa Undugu
Kyua	Rehabilitation of 'mulika mwizi' at Masaani market, Kyua market, Kalulini and Itithini
	Installation of 'mulika mwizi' at Kameewa Dam, Kwa Musilu/Miseewani, Kwa Katiki-Kitooni, Ngai Ndethya Borehole, Kimangu, Kisaani, Kwa Ngei Shopping Center, Kwa Muasya, Mulolongo and Soko Tamu
Mekilingi	Installation of 'mulika mwizi' at Mekilingi Dam, Kikuuni market, Kakunike, Kakunike Primary School, Katutoni, Kaumoni, Ngumbulu and Mathitha Shopping Centre
	Rehabilitation and installation of 'mulika mwizi' at Nzambia
Syokisinga	Installation of 'mulika mwizi' at Kamale market, Kiusyani market, Malatani Makila, Ndiuni and Syokisinga
	Rehabilitation of 'mulika mwizi' at Ilani, Itilini, Kiamani and Malatani
<b>Roads, Transport and Public Works Sub-sectors</b>	
Katangi	Grading and murraming of Kaliani market, Kaliani – Kwa Muvevi – Malava, Kiuuki – Kwa Mekiligi market, Kwa Kilei, Kwa Mbolu – Ngai Ndethya, Kwa Mwilu, Kwa Nyika – Kwa Kisio – Kwa Kiema and Kwa Ukambu roads
	Construction of Iviani – Kaliani, Kitooni – Utumoni ECDE centre, Slaughter – Ngai Ndethya, Ithemboni – Kwa Kiseve – Kwa Makosi – Kwa Musembi, Katangi – Kwa Kaluti, Kwa Kisavi – Kwa Mbevo – Kwa Mutinda (Nyika) roads
	Construction of drifts at Kakuyuni road, Kaliani, Nthunguni/Kwa Ndolo Kithoni, Kwa Muu and Ngengetani
Kyua	Grading and murraming of 38 Stage – Kwa Mulei – Kwa Kyumbulo, Itagini – Kwa Mutuku – Nzuvi Thomas Nzava, Kalulini Primary School – Kwa Thuva, Karingo Drift, Katangi Silanga – Njoroge – Kaena – Itithini Kilomo, Katangi Health Center – Mbaika – Milu Martin, Katumbi – Kingoto – Willy Musyoki – Kwa Ngei Soko, Kikeani Primary School – Matokini Dam – Kinyae, Kisoi – Ngala Musyoki, Kitaki Nigui, Kwa Katile – Kikeani – Mwaani, Kwa Kiema – Kwa Kitili – Kiukini – Kwa Ngei, Kwa Malii – Kioko Ngoma – Waita – Kalitya, Kwa Musilu – Kwa Katumo, Kwa Saimon – Kavingo Drift, Kyua market, Kyua Primary School – Ndambuki – Mulove, Mbuva Kisoi – Kitengu – Ukwale, Musila Kieti – Mwitasyano River – Mutuku Mwilu, Mutiso Makolo, Mwaani – Kitheka Mataka – Slap Kwa Katako, Mwaani – Matokini – AIC Kwa Kitetu – Itithini, Nzangi Gumbi, Soko Tamu, Wambua – Kamakumbi Drift main road and Yandani – Kwa Kameme – Kwa Illuya – Kwa Muthama roads
	Construction of Kwa Kateki – Kwa Ngusi, Kyua – Soko Tamu – Kwa Joel – Mbuani, Mbuini Primary School – Kwa Katoko – Mwaani roads
	Construction of drifts along Kwa Musilu – Mweleki/Museewani, Kwa Vei – Kisesini, Kalulini Primary School – Kwa Thuva, Karingo, Soko Tamu, Yandani – Kwa Kameme – Kwa Illuya – Kwa Muthama and Yumbuni Secondary School – Soko Tamu – Kwa Ngei roads
Mekilingi	Construction of bridges along Kikuyuni TTI – Kwa Kyengo – Kwa Mulonzi – Ngumbulu, Kikuyuni – Ngumbulu – Katutoni – Mumnuni – Mekilingi, Kyua – Zambia – Mwitasyano – SEKU, Mumbuni – Mule Ndolo – Kikuuni, Ngumbulu – Katutoni – Mwitasyano, Zambia – Kitele – Kakunike Primary School – Mekilinge and Zambia – Mathitha Mwitasyano roads
	Construction of drift
Syokisinga	Grading and murraming of Ilani, Kwa Sukulu – Syokisinga market, Kamale Primary School – Ndiuni, Katangi Soweto – Kitaiani, Katangi – Kamale, Kiamani Primary School – Syokisinga, Kwa Dina – Kwa Kitua – Ndiini Primary School, Kwa Kanyumu – Kwa Isui – Kwa Mulima –

Village	Community Need
	Kwa Mwali, Kwa Kikavu – Mumo wa Nzinga – Ivutu Primary School, Kwa Kisilu Mulei – Kwa Muthumbi, Kwa Kithekaa – Mutinda Yumbya – Kwa Mwanzau, Kwa Mbai – Kwa Kanyumu – Kwa Mboso – Makila, Kwa Mwanazau – Kwa Mbenia, Malatani – Ndiuni, Mavia Atatu – Kwa Nzangi Kamuti, Ndovoini Mukunza – Kiisanyi Primary School, Nguleta Ithemboni – Assistant Chief’s Office and Yumbuni – Kamale roads
	Construction of Kwa Kitsya, Kwa Mavyuva, Kwa Mawalali, Kwa Mutinda, Kwa Nthome and Kwa Nthome Nzengya drifts
	Rehabilitation of old Athiriver bridge
	Construction of St. Jude – Syokisinga road and Maiki – Makila road
<b>HEALTH SECTOR</b>	
Katangi	Construction of proposed health facilities at Kaliani, Kikuyuni and Utomoni
	Upgrading Katangi Health Centre to Level IV, rehabilitating and equipping the wards, installation of solar panels, fencing and installation of water at the health facility
Kyua	Construction of proposed health facilities at Kyua market and Mwaani
	Construction of staff quarters Katangi health facility
	Construction of a laboratory at Kisesini Health Center
	Adequate supply of drugs at Masaani Dispensary
Mekilingi	Construction of Mekilingi Dispensary and construction of maternity wards
	Upgrading of Ngumbulu Dispensary to Level III health facility
Syokisinga	Fencing of the compound at Makila Dispensary
	Construction of a health facility at Kamale and Syokisinga market
<b>LANDS, ENVIRONMENT AND NATURAL RESOURCES SECTOR</b>	
<b>Environment and Natural Resources Sub-sector</b>	
Katangi	Proper handling of solid waste
Syokisinga	Proper handling of solid waste water at Kiamani
	Recruitment of additional solid waste officers
<b>Lands Sub-sector</b>	
Kyua	Issuance of title deeds
	Identification and securing of public land
Mekilingi	Issuance of title deeds
	Reconstitution of land boards from Mekilingi to Kithimani
Syokisinga	Securing of all public land and issuance of title deeds
<b>PUBLIC ADMINISTRATION SECTOR</b>	
Syokisinga	Construction of county administration office at Syokisinga market
<b>WATER AND IRRIGATION SECTOR</b>	
<b>Sanitation Sub-sector</b>	
Mekilingi	Construction of public toilets at Katutoni, Kaumoni Shoopng Center, Kimangu, Kiukuni, Kyoowani Shoopng Center, Mathatha Shoopng Center, Ngumbulu and Chief’s Office
<b>Water Sub-sector</b>	
Katangi	Construction of Kikuyuni, Mavinduni, Mulelya and Ngai Ndethya dams
	Construction of earth dams at Kakuyuni, Kaliani drift and Ngegethani
	Construction of weirs at Kwa Malamu, Kwa Ndungi Kitonyi and Kwa Nyolo
	Supply and installation of water tanks at Kisaani
	Installation of solar panels at Kakuyuni and Kwa Kyuli boreholes
	Installation of additional solar panels at Kalala, Kaliani market and Kwa Nditiva
	Rehabilitation of generator at Kwa Kyuli Borehole
	Drilling of Katothya, Nzeewani South, Mukinyango and Kisai Primary School, Ngumbulu and Kwa Ndolo boreholes
	Construction of water weirs at Kwa Mutala
	Construction of weirs in each stream river
	Rehabilitation of Kitooni earth dam
	Provision of water tanks and pumping of water from Athi River to boost the irrigation
	Supply and installation of water tanks at Kwa Musingi and Kwa Mutinda Kitonyi boreholes

Village	Community Need
Kyua	Construction of Kakuleni, Kaluluni, Kalusi Katheka Kwa Muungu, Kanzewa, Kwa Mwinzi and Musewani earth dams
	Construction of sand dams at Kitulani Stream, Kwa Kanini – Mutinda – Kiseli Utie, Kwa Mbole, Kwa Musumbi, Kwa Mutindi Ngei, Kwa Mutuku Nduvi, Kwa Mwalua, Kwa Mwambisu, Kwa Mwiwa Mutie, Muua Kisaa, Kwa Ndeti, Kwa Nzagi, Kwa Sumaili and Matheka Katugusyaa
	Construction of Kavingo, Kwa Kimeu Kioko, Kwa Matuta and Kwa Mbithi springs
	Fencing of Katangi, Kyua and Mbilini earth dams
	Rehabilitation of Matokini Earth Dam
	Desilting of Kyua and Mbilini earth dams
	Drilling of boreholes at Muambani and Kwa Ukwalu
	Provision of dam liners
	Construction of dams at Mbuini and Matokini
	Construction of Kathinianioni earth dam
	Supply and installation of water tanks
	Construction of weirs in each stream river
Mekilingi	Rehabilitation of Kwa Muluzi Borehole
	Rehabilitation of Nguswini Borehole and supply and installation of water tank
	Drilling of boreholes at Kakunike, Mathitho, Mekilingi primary and secondary schools, Mwanyani and Ngumbulu
	Installation of solar panels at Kwa Munywoki and Kwa Kanyeke boreholes
	Kyaani Borehole water quality analysis
	Supply and installation of water tanks
	Construction of weirs in each stream river
	Fencing of Mbuini Borehole
	Construction of treatment plant at Kyaani Borehole
	Rehabilitation of Kiuukuni Borehole and distribution of water
Construction of earth dams at Kaluluu, Mekilingi, Katheka Mbusya, Mitasyano, Mumbuni/Katutoni and Ngii	
Syokisinga	Drilling of boreholes at Ilani, Jumbuni and Kamale primary schools, Kitayoni – Kiamani, Kwa Dominic Makau, Kwa Mavyuvya, Malatani Secondary School and Soko Tamu
	Construction of Kamale Mutanda, Maiki, Matinga, Mukunza and Uwai dams
	Construction of springs at Kwa Nzagi Kyuguti, Mutinda Yumbywa, Muyuni and Nthambaa
	Construction of sand weirs at Ivutu, Maiki Dam, Ndilini and Nzengya
	Supply and installation of water tanks
	Construction of weirs in each stream river

### 38. Kithimani Ward

Total Number of Participants: 337

Males: 187 Females: 150 Youth: 42 PWDs: 0

Village	Community Need
<b>AGRICULTURE AND CO-OPERATIVES DEVELOPMENT SECTOR</b>	
<b>Agriculture Sub-sector</b>	
Kambi ya Ndeke	Timely provision of free certified seeds, subsidized fertilizers and tractor ploughing services
	Provision of indigenous chicks
	Provision of tree seedlings
	Provision of pesticides
	Construction of cattle dips at Kalukuni market and Yeemwatu Kwa Kithimba
	Rehabilitation of Kimangu Cattle Dip
	Provision of extension services for the above
Kithendu	Timely provision of free certified seeds, free tractor ploughing services, and avocado tree

<b>Village</b>	<b>Community Need</b>
	seedlings at Mamba market
	Provision of fish ponds to improve fish farming
	Establishment of a centre to train farmers at Sofia market
	Establishment of food processing and juice plant e.g. Machines to produce juice
	Provision of subsidized fertilizers
	Provision of regular livestock vaccination services
	Regular maintenance of Yatta Canal to improve farming
	Construction of cattle dip at Ngoliva
Kithimani	Timely provision of free certified seeds, tractor ploughing services and extension services
	Construction of granaries
	Provision of free indigenous chicks
	Provision of farm extension services
	Provision of indigenous tree seedlings
	Soil sampling
	Provision of subsidized fertilizers and pesticides
	Provision of free dairy cattle to every household
	Provision of irrigation water
	Construction of fish ponds in Kithimani
Mamba	Timely provision of free certified seeds, free tractor ploughing services and extension services
	Provision of free chicks
	Provision of farm inputs e.g. subsidized fertilizers
	Revival of cattle dips
	Provision of Hydram Water Pump
<b>Co-operatives Development Sub-sector</b>	
Mamba	Provision of market linkages for farm produce
<b>COMMERCIAL, TOURISM AND LABOUR AFFAIRS SECTOR</b>	
<b>Commercial Sub-sector</b>	
Kambi ya Ndeke	Construction of market sheds and 'boda boda' sheds at Kambi market, Kimangu market, Kavumbu market, Makutano ABC and Kiaoni market
	Construction of market sheds at Kambi market, Kalukuni market. Kimangu market, Kavumbi market, Makutano ABC and Kiaoni market
	Construction of livestock shed at Kimangu market
Kithendu	Construction of market sheds at Sofia, Kiuthuini, Kimangu and Kithendu market
	Construction of livestock shed at Sofia market
Kithimani	Construction of livestock shed and market shed at Kithimani market
	Construction of market shed at Kithimani Highway
	Construction of modern sheds near MCA's office
	Construction of Bodaboda sheds at kwa JM, near Adas café, Makutano ABC, kwa Makaa and YMEA
Mamba	Construction of 'boda boda' sheds at Makutano ma Ndalani and Mamba market
	Construction of Bodaboda shed at Mamba market and Makutano ma Ndalani
	Construction of Social hall at Makutano ma Ndalani
	Market day at Mamba market
	Provision of Market cleaners – Mamba/ Makutano
<b>Tourism Sub-sector</b>	
Kambi ya Ndeke	Promotion of Kathemboni (Uiini) Shrine
	Promotion of Kwa Mutaki Shrine
	Promotion of Kithianioni Shrine
	Promotion of; Kyumbuni Shrine
Kithimani	Promotion of Kwa Kitoo, Kwa Kyumbuli and Kwa Muthembwa shrines
	Provision and fencing of Kwakitoo, Kyumbuni and Muthembwa shrines and to be an attraction site for tourists
<b>EDUCATION, YOUTH, SPORTS AND SOCIAL WELFARE SECTOR</b>	

<b>Village</b>	<b>Community Need</b>
<b>Education Sub-sector</b>	
Kambi ya Ndeke	Construction of ECDE classrooms at Kalukuni, Kautuluni, Makutano ABC, Utumo Theke (CDF) Recruitment of ECDE teachers for all schools Equipping of Kalukuni VTC and recruitment of additional instructors Fencing of all schools (both primary and secondary) Construction of ECDE classrooms at Kaluvuni, Kambi ya Ndeke, Kautulani, Kithianioni and Yeemwatu Primary School
Kithendu	Recruitment of ECDE teachers at Sofia Primary School Construction of ECDE classrooms Construction of a polytechnic at Sofia market Bursary increment
Kithimani	Recruitment of ECDE teachers at Athi Nursery School Provision of bursaries Completion of school at Kwa Kimaka Nursery Construction of ECDE classrooms at Athi Nursery, Kithimani AIC, Kithimani HGM Primary School, Kwa Koko Primary School and Utithini Nursery Recruitment of 2 ECDE teachers at Athi Nursery School Recruitment of 1 ECDE teacher at Kwakoko Primary School. Completion of ECDE school at kwa Kinaka Nursery and 2 ECDE teachers. Construction of ECDE classrooms and recruitment of teachers at Athi Nursery Kithimani AIC, Kithimani H.G.M, Kwakoko Primary School, Utithini Nursery, Kamweani Primary School and Nguumo Primary School Construction of polytechnic
Mamba	Provision of bursaries Construction of ECDE classrooms at Mavia – Atatum and Vota Primary School Construction of a vocational training centre at Iviani Provision of bursaries Construction of ECDE classroom – Mavia atatu, Vota primary & Ndivu Construction of Vocational training centre – At Iviani Recruitment of additional ECDE teacher at Mamba Primary School (High population) Library
<b>Social Welfare Sub-sector</b>	
Kambi ya Ndeke	Provision of financial support to self-help groups and PWDs
Kithimani	Construction of a social home and recruitment of a social welfare staff at Kithimani market Construction of Gym centre Facilitation of fully funded ward leagues Trainings of referees and coaches Funding all teams playing FKF leagues
Mamba	Provision of guiding and counseling services Provision of financial support and kits to PWDs Financing of women groups Provision of support to orphans and widows
<b>Youth and Sports Sub-sector</b>	
Kithendu	Levelling of fields within Kithendu sub-location Goal posts to be established in the fields Provision of uniforms, balls and nets Provision of First Aid Kits Provision of training materials e.g. cones, bims etc. Clinics for referees and coaches Tournaments and leagues to be hosted and sponsored ECD at Sofia Primary, Kondo, Kwa Kitema
Kithimani	Provision of sporting kits Construction of sports stadium at Kithimani market

<b>Village</b>	<b>Community Need</b>
	Equipped community social hall to be constructed at Kithimani
	Construction of talent nurturing institute at Kithimani market
Mamba	Funding of youth groups
	Construction of social hall Makutano ma Ndalani
	Provision of sporting kits
	Construction and leveling of stadium group near Makutano
	Levelling of playground at Mamba Secondary School
<b>ENERGY, INFRASTRUCTURE AND ICT SECTOR</b>	
<b>Energy Sub-sector</b>	
Kambi ya Ndeke	Installation of ‘mulika mwizi’ at Kautuluni, Kimangu market, Kiosyoni, Kwa Kithembe and Makutano ABC
	Installation of ‘mulika mwizi’ at Kiaoni market and Ithekathini market and in all schools both primary and secondary
	Installation of transformers at Kwakithembe, Kwa Muatha and Kalama (St. Benedict)
Kithendu	Installation of ‘mulika mwizi’ at ABC Makutano and Kalaleni
	Installation of transformers at Kalaleni, Kaumoni village, Kanaani village, Maanzoni village, Kondo at Kwa Lele, Kwa Kithembe village and at Kwa Kitema village
	Installation of WiFi at the markets e.g. Sofia, Kitengela, Kauthulini, Kwa Kitema and Kasua Ngove
Kithimani	Installation of flood lights at all learning institutions, Kwa Makaa market, Level 2, Makutano ABC and Arise and Shine
	Installation of transformers at Kikuyuni, St. John Catholic Church, Athi Nursery, Kwa Kavungulu Shopping Centre, Kithaayoni Shopping Centre and Kathithu water point
	Installation of floodlights in all learning institutions in Kithimani sub-location
	Installation of floodlights at Kwa Makaa, Level 10 YMCA, Makutano ABC and Arise and shine and Kithimani Highway Kithaayoni Shopping Centre
	Installation of capacity transformers at Kamweani and Utithini
	Installation of streetlights at Kithimani along DC’s road and
Mamba	Installation of ‘mulika mwizi’ at Fahal, Kavisuni, Kwa Bloker, Makutano ma Ndalani, Mamba market, Mavia – Atatu and Vota market
	Installation of Mulika Mwizi at Mamba market, Makutano Ma Ndalani and Vota
	Provision of solar energy at Kwa Broker and Ndumbeli
	Installation of transformers and electricity supply to all villages
<b>ICT Sub-sector</b>	
Kithimani	Construction of ICT centre
<b>Roads, Transport and Public Works Sub-sectors</b>	
Kambi ya Ndeke	Grading and murraming of Duka Moja – Yeemwetu Kikaangu Kanywani, Kalukuni – Kwa Ngwani, Kathaisu – Malikiti, Kikaanga Kanywani – Maiuni, Kimangu Chief’s Camp, Kithianioni – Kwa Kavatha – Muli Kaesa, Kwa Kalewa, Kwa Maliti and Mavyuva roads
	Grading, murraming and construction of drifts at necessary points along Duka moja – Yeemwatu – Kathaisu – Kalandini, Kiaoni stage – to old bridge, Kithianioni Primary School – Kithianioni A.I.C - Makweeu River, Kithianioni Global Church – Kwa Nthungi – Kwa Ngumbi – Kiio Mutilu, Kithianioni C.C. – Kavatha Muli – Athi, Kathaisu – Kiilu – Ithekethini, Athi – Wambua – Kivevelo – Kambi market – Ngila – Kimangu, Mukolea – Hamisi – Kaamani, Kwa Beth – Kwa Mundo – Kimangu Chief’s Camp, Duka moja – Uvaini – Mwangangi – Maiuni and Yeemwatu – Mary Matulu – Kalukuni
Kithendu	Grading of Kalelini – Kondo Primary School – Sofia, Kasua Ngove – YMCA, Kauthuluni, Kwa Kitema Mutani Kauthulini – Sofia, Makutano ABC and Mullis – Kasua Ngove roads
	Construction of drifts at Sofia Kauthuli and Uvaini Silangi
	Grading of road from Kwa Zacharia – Edward Kyengo and Kaumoni Secondary School – Kwa Muthikwa
	Grading and murraming road from Full Gospel in Kaulini to Kasua Ngove, Kimangu – Kwitikiwani, Kwa Majiri – Musingini, Kamulu – Kamulu B, Silanga to the main road (Machakos road), Kimangu to Kwa Kithumbi Mutauni, Kondo – Kauthulini market, Kwa Munaa, Mutauni –

<b>Village</b>	<b>Community Need</b>
	Kwa Kyenze, Sofia – Kwa Moses, Machakos road Salvation Army – Kwa Shaban and around Sofia market
	Construction of drifts at Kwa Kimuyu to Kasua Ngove, Kasua Ngove to Kauthulini, Kasua Ngove to Kondo, Zacharia to Kondo, Maanzoni to Kambu A, Scheme to Kwa Mutiso wa Mulili, Kwa Muuo, Kamulu B. and Kwa Kivanga
	Construction of bridges at Kwa Ndumbu to Kauthulini, Kondo to Ann Ndingia, Kwa Onesmus Musyoki Musingini, Kwa Narshon Kithendu and Kauthulini Bridge
Kithimani	Grading, murraming and construction of drifts, bridges and culverts at necessary points at AIC Kwa Koko, Kamunyu, Kwa Mutua Nzau, Kwa Ndigia, Kwa Nduva, Kwa Ngumba, YMCA – AIC Kwakoko road, Kithimani Highway – Flower city road, Mama Mikate – Kwa Mbuva – Kwa Willy – Kamba – Kangi – Ngovi – Kwa Suma – Kiaoni (Kwa Ngumba – Kamweani – Katuva – Kamunyu – Kiaoni), Pasha crusher – Kamweani Primary School, DC – Kwa Nzioka road, Kwa Munyao – Kwa Kitoo – Athi, Thika Garissa road – Kwa Makumbi – Athi, Kwa Kiswii – Ndumbeni – Catholic Church, Kwa JM – Kavesti – Njoroge – Living winners – Kwa Makenzi – Catholic Church, Kwa Makumbi – Ndunda – Mwangangi – Mutie – NYS, Catholic Church – Kwa Kamuti – Kalwe – Munyanzi – Kwakoo – Makutano ABC, Kwa Koo – Kisavi – Kaamani, Kwa Makaa – Kathithu – Athi, Kyumbuni sethi – Pius – Manthi Mathuku – Ngumba, Off Muvaka road – Kwa Kyalo – Kwa Nzangi – Kalii, Kwa Muli Ngaa road – Kwa Willy – Mutuku Mulilya – Crusher and Off Machakos road – Kithimani Salvation Army roads
	Grading of Kwa Kilonzo – Kwa Kasisi – Hamisi – NYS road
	Opening of Njoroge – Monaliz road
	Construction of bumps and zebra crossing at Terminus – A.I.C Township – Kithimani Law Courts
	Construction of drifts at Kithimani market road, Kwa Mutua Ngovu and Kwa Suma road
Mamba	Grading and construction of drifts along Iviani – Kwa Muthike Junction, Makutano ma Ndalani – Kavisuni, Mavia – Atatu – Mbiiani – Inyazaani, Mavia – Atatu – Ndivi – Lanuni Primary School and road from Muranga – Kwa Tai – Vota
	Grading and murraming of Kwa Makundi Vota – Mamba Secondary School and Simba Water roads
	Rehabilitation of Mamba market road through Kitana – Mavoloni
	Rehabilitation of Kwa Ndika Bridge
	Construction of Kwa Muthike Drift
	Grading and construction of drifts at Mr. Thiong’o through Kwa Mr. Mue – Kwa Mucheru, Ivia – Kwa Muthike junction, Simba water – Ndivu, Makutano ma Ndalani – Kavisuni, Mavia Atatu through Mbiani – Inyazaani, Mamba market – Mamba Secondary School, Mavia Atatu – Ianguni Primary School Kwa Ndivi
	Grading, murraming and construction of drifts at Kwa Muranga (Kwa Juliana) through Sila Musyoka (Kwa Singa) Kwa Makundi Simba water – Ndivu, Makutano ma Ndalani – Kavisuni, Mavia Atatu through Mbiani – Inyazaani, Mamba market – Mamba Secondary School, Mavia Atatu – Ianguni Primary School Kwa Ndivi Kwa Nguya, Kwa Broker – Kwa Muraguri, Kwa Juma and Kwa Kiamba
	Grading, and construction of culverts and drainage at Mamba market, Kitana – Mavoloni NYS, Kwa Kitana – Ndivu, Slaughter (Alaal) – St. Mary’s Secondary School, Kwa Mbugua through Margrete Muinde, Kwa Kang’ata – Slaughter Kwa Ndivi and NYS road – Ndivu village
	Construction of drift at Kwa Ndumbia Ianguni River
	Grading and construction of drifts, culverts and drifts at Iviani, Kwa Maria and Ianguni Kwa Kang’ata road
	Grading of Kwa Mgogo – Kwa Ikalu – Kwa Jua Kali road
	Construction of foot bridge across Thika River to Muusini
	Construction of Kwa Mbuku road (culverts)
	Construction of foot bridge Kwa Nguya
<b>HEALTH SECTOR</b>	
Kambi ya Ndeke	Construction of health facilities at Kambi Primary School, Kimango Chief’s Office and Makweeu



<b>Village</b>	<b>Community Need</b>
	Kalukuni Dispensary to be provided with paternity ward, more nurses, lab construction, adequate supply of drugs, additional health care workers, provision of water tank and ambulance
Kithendu	Fencing of Kauthuluni Dispensary and construction of maternity wards
	Provision of housing grounds at Sofia Dispensary
	Provision of wheel chairs at Kauthuluni Dispensary
	Construction of dispensary at Muthesya
	Provision of more ambulance vehicles
	Construction of laboratory and maternity wing operationalization at Kauthuluni
	Increase health works e.g. nurses and laboratory technician
	Supply of clean water at Kauthuluni Dispensary e.g. Borehole drilling
Kithimani	Construction of dispensary at Sofia
	Construction of Nguumo Dispensary and Kamweani Dispensary
	Upgrading of Kithimani Health Centre to a Level IV Hospital
	Provision of a standby ambulance
	Timely provision of drugs
	Construction of maternity wing and screening centre
	Construction of a mortuary
	H. W to be trained and salaried
Mamba	Equipment of laboratories
	Completion of Mamba Dispensary, construction of a laboratory, supply and installation of additional water tank, adequate supply of drugs and recruitment of additional health care workers
	Recruitment of addition health workers
	Recruitment of support staff-watchman
	Provision of ambulance services
	Construction of Makutano Health Centre
<b>LANDS, ENVIRONMENT AND NATURAL RESOURCES SECTOR</b>	
<b>Environment and Natural Resources Sub-sector</b>	
Kambi ya Ndeke	Employment of market cleaners at Kiani, Kimangu, Kavumbu, Kalukuni and Kambi ya Ndeto
Kithimani	Provision of dumping site at Kithimani market
	Issuance of title deeds
Kithendu	Provision of tree seedlings
	Training people on environmental and forest conservation
	Recruitment of more cleaners in our market, Sofia, Kasua, Ngove and Kimangu and Kauthuluni
	Provision of dumping site
Mamba	Deployment of cleaners at Mamba market
	Deployment of cleaners
	Establishment of tree nursery to curb climate change
	Provision of dumping site at Mamba and Makutano ma Ndalani market
<b>Lands Sub-sector</b>	
Kambi ya Ndeke	Issuance of title deeds
Kithendu	Provision of title deeds
	Recruitment of lands registrar
	County governments provide stones to crash Balast from construction of roads
Kithimani	Issuance of title deeds
Mamba	Issuance of title deeds at Mamba settlement schemes, Ndalani Phase I and Vota
	Surveyors to survey encroached roads/feeder roads
<b>PUBLIC ADMINISTRATION SECTOR</b>	
Kambi ya Ndeke	Administration office at Kambi ya Ndeke office empowerment of community representative
Kithimani	Amendment of county public participation bill
	Empowerment of community representatives
Kithendu	Construction of administration office with room's side for every sub-location
	Empowerment of community representatives
Mamba	Allocation Makutano Police Post – it's within highway

Village	Community Need
	Construction of Chief's Office
	Construction of administration office for village administrator
<b>WATER AND IRRIGATION SECTOR</b>	
<b>Sanitation Sub-sector</b>	
Kithendu	Construction of public toilets at Sofia, Kauthuluni, Kitengela and Kasua Ngove
Kithimani	Completion of Kithimani market toilet
	Equipping of Kithimani public toilets with showers
	Provision of washing detergents and tissues
Kithendu	Construction of toilets at Kiniu market, Kwa Kitema market, Nigeria market and Utumo market
Mamba	Construction of public toilets at Makutano ma Ndalani and Vota market
<b>Water Sub-sector</b>	
Kambi ya Ndeke	Drilling of boreholes at Kwa Kasitola, Kwa Kisuko, Kwa Mumo, Kwa Mutinda, Kwa Ngumbi, Kwa Ngundo, Kithianioni, Kautuluni, Ithekethili, Yeemwatu, Muthwani, Kwa Kithembe and A.I.C Kambi ya Ndeke
	Scooping, fencing and water distribution (supply) at Kwa Mutaki earth dam, Makumbini earth dam, Kalukuni earth dam, Kithianioni and Kalama Dam
	Facilitating irrigation at HY – Drum – Kiaoni to Kithimani, along Athi River to Yeemwatu and at Kalukuni Dam
	Construction of weirs at Utumo Utheke, Kwa Mary Munywoki, Kwa Loki and Kwa Ndaya
Kithendu	Drilling of boreholes at Kamulu, Kaukuni, Kaumoni, Kimangu market, Kithedu Secondary School, Kwa Kithombi, Kwitikiwani, Uvaini, Kalelini in Full Gospel Church, Kanaani market, Sofia market, Kauthuluni market, Kondo Primary School, Kiniu market, St. Charles Lwanga Catholic Church in Kithendu and Bore in Salvation Army
	Construction of dams at Kalelini and Kwa Itena
	Provision of gravity pipes at Kondo Borehole
	Construction of Kwa Kitema (silanga) Kibaki dam, Kwa Kithembe dam and Kwa Kithumbi 'A' Alice Mutua dam
	Elevation of Kimangu water tank
	Construction of water traps at Yatta canal for cattles' domestic use
Kithimani	Drilling of boreholes at ABC, Kamunyu, Kamunyu Kwa Julius, Kamunyu Kwa Mulwa, Kwa Katuva, Kwa Nguli and Utithini Silalagi Kwa Kaoo
	Equipping of Kamweani Borehole
	Drilling of Kwa Jimmy, Kwa Ngumba, Kikuyuni, Kithaayoni, Utithini, Kamungu, Kwa Katuva, Kwa Kinaka, Athi, YMCA and Nguumo Primary School boreholes
	Elevation of the water tank at ABC
	Revival of Kathithu, kwa Kimweli and kwa Kitoo, Kwa Nzioki, Kwa Muindi and kavoke water springs
	Provision of irrigation high drums and electricity/ solar powered pumps
	Provision of water tanks at Kithimani A.I.C Primary School, Kwakoko Primary School, Kamweani Primary School and Kithimani H.G.M Primary School moreso for the special needs
	Desilting of Kwakoo Dam
	Drilling of boreholes at Kithimani Salvation Army, Kangemi village, Kasivuni village, Mamba Secondary School, Mavia – Atatu village and Vota village
Construction of weirs and cores at Kwa Kingoo, Languni River and Vota village	
Mamba	Construction of weir at Vota Kwa King'oo stream
	Construction of cones at Ianguni River
	Provision of water tank at Mamba Secondary School

### 39. Matuu Ward

Total Number of Participants: 668

Males: 218 Females: 450 Youth: 46 PWDs: 07

Village	Community Need
---------	----------------

<b>Village</b>	<b>Community Need</b>
<b>AGRICULTURE AND CO-OPERATIVES DEVELOPMENT SECTOR</b>	
<b>Agriculture Sub-sector</b>	
Kakumini	Provision of extension services
	Timely provision of free certified seeds, subsidized fertilizers and tractor ploughing services
	Provision of free indigenous chicks to farmers
Kaluluini	Provision of extension services
	Timely provision of free certified seeds, subsidized fertilizers, pesticides and agro-chemicals
	Timely provision of tractor ploughing services
	Provision of free indigenous chicks to farmers
	Provision of storage facilities for farm produce
Katulani	Stocking of fish fingerlings
	Timely provision of free certified seeds, tractor ploughing services and subsidized fertilizers
	Timely provision of agro-chemicals
	Provision of free indigenous chicks to farmers
	Provision of storage facilities for farm produce
	Provision of extension services
Matuu	Timely provision of free certified seeds, subsidized fertilizers and tractor ploughing services
	Provision of Agro-chemicals and dam liners
	Provision of free indigenous chicks to farmers
	Provision of storage facilities for farm produce
	Provision of extension services
<b>Co-operatives Development Sub-sector</b>	
Kakumini	Establishment of a co-operative fund
Kaluluini	Establishment of a co-operative fund
Katulani	Establishment of a co-operative fund
Matuu	Establishment of a co-operative fund
	Installation of all relevant equipment and operationalization of Matuu Fruit processing plant
<b>COMMERCIAL, TOURISM AND LABOUR AFFAIRS SECTOR</b>	
<b>Commercial Sub-sector</b>	
Kakumini	Construction of market sheds at Maiuni, Kateki, Kwamwatu, Ithekethini and Kivandani market, Marikiti Shopping Centre and Masewani Shopping Centre
	Completion of two market sheds at Matuu town
Kaluluini	Construction of 'boda boda' shed and market shed at Kateki market
Katulani	Construction of 'boda boda' sheds at Kivandini market
	Construction of modern market sheds at Kathangathini, Kivandini and Kwamwatu markets
	Partitioning of Katulani market
Matuu	Completion market shed and 'Jua kali' sheds at Matuu market
	Rehabilitation of marikiti at Matuu markets
<b>Tourism Sub-sector</b>	
Katulani	Promotion of culture and traditional activities
<b>EDUCATION, YOUTH, SPORTS AND SOCIAL WELFARE SECTOR</b>	
<b>Education Sub-sector</b>	
Kakumini	Construction of ECDE classrooms at Iviani, Kakumini, Kaonyweni, Kilango, Malikiti, Masewani and Mukalala centres
	Recruitment of ECDE teachers at Iviani, Kakumini, Kalia, Malikiti and Masewani centres
	Implementation of school feeding program
	Provision of bursaries
Kaluluini	Construction of ECDE classrooms at Itheketheni, Kianisyoni, Kwa Mwelu Martin, Kwosau and three at Kwanyaa near Catholic Church
	Upgrading of polytechnic at Matuu
	Implementation of school feeding program
	Provision of bursaries
Katulani	Construction of ECDE classrooms at Kalaani, Kaliani, Kathangathani, Katulani, Kwamwatu

<b>Village</b>	<b>Community Need</b>
	and Sinai
	Construction of toilets at Kaliani ECDE centre
	Construction of a vocational training centre at Sinai
	Implementation of school feeding program
	Provision of bursaries
	Rehabilitation of Kathangathini VTC, equipping and construction of administration block
Matuu	Provision of bursaries
	Recruitment of ECDE teachers at Matuu, Makivenzi, Malui and Munina primary schools
	Implementation of school feeding program
	Construction of ECDE classrooms at Matuu, Makivenzi, St. Stephen and Munina primary schools
<b>Social Welfare Sub-sector</b>	
Kakumini	Provision of relief food
Katulani	Provision of relief food
Matuu	Provision of relief food
<b>Youth and Sports Sub-sector</b>	
Kakumini	Provision of balls, uniforms and boots
	Provision of youth funds
	Levelling of all playing grounds
Kaluluini	Provision of balls, uniforms and boots
	Levelling of all playing grounds
	Provision of youth funds
Katulani	Provision of balls, uniforms and boots
	Levelling of all playing grounds
	Provision of youth funds
Matuu	Provision of balls, uniforms and boots
	Provision of youth funds
	Construction of a social hall
	Levelling of all playing grounds
<b>ENERGY, INFRASTRUCTURE AND ICT SECTOR</b>	
<b>Energy Sub-sector</b>	
Kakumini	Installation of 'mulika mwizi' at Kakumini, Kalia, Kilango and Malikiti shopping centers
	Installation of transformers at Kwa Kingesi, St. Peter's Primary School, Iviani Shopping Centre and Kithumuoni village
Kaluluini	Installation of floodlights at Ithekethini market and Kaluluini Dispensary
	Extension of transformer at Nuti village
	Installation of transformers at near Raphael Musicale/Isika near Kwa Mwilu/Kwa Nyaa Catholic Church/Kyanzavi, Kitambaasye Kwanzangi, Kwosau and Mbingoni
	Installation of mulika mwizi in all market centres including Mauini, Ithekethini, Ngegi, Nuti, Mbingoni and Kwosau
Katulani	Installation of 'mulika mwizi' at Kivandini, Kamuu, Kathangathini and Kwamwatu markets
	Last mile electricity connection to Katulani village
	Rehabilitation of 'mulika mwizi' at Kivandini and Kamwatu markets
	Installation of transformers at Kathangathini Shopping Centre
Matuu	Installation of floodlights at Matuu town
	Replacement of floodlights at Matuu town
	Installation of transformers at Matungulu Kwa Ngala, Kiaanisyoni and Kwa Mukova village
<b>ICT Sub-sector</b>	
Kakumini	Installation of CCTVs in all markets
Matuu	Maintenance of CCTVs at Matuu town
	Installation of 20 additional CCTV's at Matuu town in various positions
<b>Roads, Transport and Public Works Sub-sectors</b>	
Kakumini	Completion of Kwa Ndaka road

<b>Village</b>	<b>Community Need</b>
	Construction of drifts at Kakumini – Kwa Kikuu and Saani – Kalia roads
	Grading and murraming of Kalia Masewani – Mukalala, Kalingo – Muongono – Kwa Mwato, Kwa Kikuu – Kwa Kasuu – Kilango Primary School roads
	Grading, murraming and construction of culverts at Kwa Kithuma – Kaunyweini, Kianisyoni – Kaunyweni –Kwa Kalava – Malikiti, Kaonyweni road, Brilliant – Kwa Kyutho – Kwa Kawinzi and Malikiti – Mukalala – Masowani roads
	Grading, murraming and construction of drift at Kituneni – Masewani – Sofia Primary School road
	Heavy grading, murraming and construction of culverts at Kwa Ndaka road
Kaluluini	Grading and murraming of Kaluluini – Kwa Maitha – Kwa Mweu – Kwausuu, Kwa Ana Mulwa – Patrick – Mbingoni, Kwa Muthama – Kiembeni earthdam roads, Kaluluini – Katolu Kwosau, Kaluluini – Kwa Maithya – Kwa Mweu – Kwosau Silanga Kaluluini – Nuti – Ithekeithinio, KMTC – Makivenzi – Kwanyaa Matuu – Kianisyoni – Ithekeithini, Ndivu – Mbingoni – Kwa Mwovi – Kivandini and Nuti – Maiuni roads
	Heavy grading, murraming and construction of drift at Kwa Nyaa – Kwa Sasenga, Kwa Ngulu – Kwa Usau roads
Katulani	Construction of culvert at Kangii Stream
	Grading and murraming of Kalaani – Kangii, Kalaani – Kwa Mwatu and Kivandini – Kathangathini – Musingi – Syuki – Kaliani roads
	Grading, murraming and construction of culverts at Kivandini – Kamuu and Kwangulu – Kwa Musango – Kamuu roads
	Grading and murraming and construction of culverts along Kaalani – Kangii, Kalaani – Kwa Mwatu and Kivandini – Kathangathini – Musingi – Syuki – Kaliani roads
	Grading, murraming and construction of drift along Kivandini – Kwangulu – Kaliani road
	Murraming and construction of bridge at Kamuu River – Kathangathini road
Matuu	Grading and murraming of Brilliant – Isaani, Kwa Kitau – Yatta Canal, Kwa Ndeke – Yatta Canal and Wasafiri – Kwa Mwando roads
	Construction of culverts at Kangiti and Kwa Ndeke
	Tarmacking of Equity – Matuu Level IV Hospital and Links Hotel – Matuu Level IV Hospital roads
	Construction of bus park at Matuu market
	Heavy grading and murraming of Matuu KMTC – Kakivenzi, Matuu Level IV – Kianisyoni, Mbingoni Kwa Kitavi – Kwa Somba roads
	Heavy grading, murraming and construction of drainage drifts at Matuu St. Paul – Mukova – Kalia roads
	Bush clearing, grading, murraming and construction of culverts along Kwa Kaveke – Mallikiti road
	Maintenance of Yatta Canal access road
<b>HEALTH SECTOR</b>	
Kakumini	Equipping, fencing, construction of a laboratory and adequate supply of drugs at Masewani Dispensary
	Construction of a health facility at Kilango Kwa Mwele
	Construction of dispensaries at Ithekeithini and Maiuni
Kaluluini	Upgrading of Ngengi Dispensary to Level III, construction of laboratory, water supply and adequate supply of drugs, construction of a maternity ward and recruitment of staff
	Upgrading of Kaluluini dispensary to level III, provision of maternity services and recruitment of staff, provision of laboratory services water supply and adequate supply of drugs
	Reticulation of water to all dispensaries
Katulani	Completion of wards at Kwamwatu Dispensary, construction of a laboratory, equipping, water supply and adequate supply of drugs
	Conversion of Kamuu classroom to a health facility
	Provision of First Aid kits and facilitation of CHVs at Katulani
	Construction of community health facility at Kathangathini market

<b>Village</b>	<b>Community Need</b>
	Construction of Kathangathini Dispensary and laboratory at the same facility
Matuu	Construction of maternity wards, casualty, maternity wards, recruitment of staff and provision of CT scan services at Matuu Level IV Hospital
	Completion and equipping of the morgue at Matuu Level IV Hospital and construction of an oxygen plant, ICU, CT Scan and Casualty Wing
<b>LANDS, ENVIRONMENT AND NATURAL RESOURCES SECTOR</b>	
<b>Environment and Natural Resources Sub-sector</b>	
Kaluluini	Deployment of market cleaners
Katulani	Deployment of market cleaners
Matuu	Provision of a dumping site at Matuu
	Deployment of market cleaners
<b>Lands Sub-sector</b>	
Kakumini	Issuance of title deeds
	Provision of surveying services on public land at Kakumini
Kaluluini	Issuance of title deeds
	Surveying and issuance of allotment letters at all shopping centers in Matuu Ward
Katulani	Promotion of affordable housing program
Matuu	Provision of land for dumping site and public cemetery
	Construction of cemetery at Matuu
	Provision of land for sewer plant
	Issuance of title deeds
	Provision of surveying and physical planning services at Matuu
<b>PUBLIC ADMINISTRATION SECTOR</b>	
Kakumini	Construction of village administration offices
Kaluluini	Construction of village administration offices
Katulani	Construction of village administration offices
Matuu	Construction of village administration offices
<b>WATER AND IRRIGATION SECTOR</b>	
<b>Sanitation Sub-sector</b>	
Kakumini	Construction of public toilets at Kilango and Malikiti markets
Kaluluini	Construction of public toilets at Kateki and Kwosau markets
	Construction of public toilets at Maiyuni and Ethekeheni markets
Katulani	Construction of public toilets at Kasoko, Kathangathini and Kwamwatu markets
	Rehabilitation of public toilets at Kivandini market
Matuu	Construction of 5 pit latrines and a sewer line for Matuu
<b>Water Sub-sector</b>	
Kakumini	Construction of 10 weirs at Mathauta River
	Construction of 20 weirs at Kikwa River
	Construction of 5 earth dams at Kawituoo, at Miwani, at Mathauta and Mukalala rivers
	Drilling of boreholes at Kakumini Central, Kaonyweni and Mwele village
Kaluluini	Desiting and rehabilitation of Kitambaasye Dam, Nuti earth dam and Kiembeni earth dam
	Kwa Matinga and Munovi Ngii earth dams
	Fencing of all earth dams
	Drilling of boreholes at Kitambaasye, Mbingoni and Nuti
	Rehabilitation of earth dam at Kwosau Borehole
	Reticulation of Kwosau Borehole
	Installation of solar panels at Ngengi Borehole
	Construction of weir at Mathauta – Katolu
	Construction of 2 earth dams along Mwitasyano
	Expansion of Kwa Munovi earth dam
	Construction of water pipeline from Kivandini – Mbingoni Primary School – Kilungu – Kitambaasye – Kya Nzavi – Kwosau
Katulani	Construction of 10 weirs at Kamuu and Mathauta rivers

Village	Community Need
	Supply and installation of additional water tank and rehabilitation of solar panels at Syuki Borehole
	Completion of Yatta Dam
	Desilting of earthdams at Kamuu, Kangii, Kathangathini, Kwa Kiilu, Kwa Mutie, Kwasika, Syuki and Yumbuni
	Supply and installation of water tank at Governor's Lounge, Kangii, Kivandini and Musingi boreholes
	Fencing of earth dam at Yumbuni
	Installation of solar panels at Kangii, Kwamwatu and Musingi boreholes
	Drilling of boreholes at Kangii, Kathangathini, Kwamwatu and Musingi
	Construction of earth dams at Musingi and Syuki
	Solar powering of Katulani – Kasoko Borehole
	Installation of pumping system at Kangii and Kwamwatu Boreholes
	Supply and installation of water tanks at Kathangathini
	Rehabilitation of Kivandini Borehole
	Rehabilitation of spillways at all earth dams
	Reticulation of water from Kangii, Kathangathini, Katulani – Kasoko, Kwa Nzoka, Musingi and Syuki boreholes
	Reticulation of Yatta Dam
	Rehabilitation, installation of solar system and water reticulation at Kwa Elijah Community
	Construction of water pipeline from Kivandini – Kathangathini – Syuki Primary School and Kwa Muvali – Katulani Shopping Center – Kwa Mwatu Dispensary
Matuu	Desilting of spillways at Kivani, Kwa Munovi and Munina dams
	Desilting and expansion of earth dam at the treatment plant
	Reticulation of Ivumbuni Borehole
	Rehabilitation of cut-off at Yatta Canal
	Construction of water pipeline from Mukalala – Masewani, Mukalala – Kakumini and Matuu town – Kianisyoni – Ithekethini town
	Provision of 10 water tanks at different areas with a capacity of 10000 litres each
	Provision of solar panels for pumping water to Matuu town
	Provision of a backhoe for Yatta Water Company for desilting canal
	Desilting of Scheme community earthdam
	Provision of piping water Kivandini – Kathangathini – Syuki – Kwa Muvali, Katulani - Kwa Mwatu – Yumbu, Kwa Governor – Mbingoni – Kitambasye – Kilungu – Kyanzavi, Matuu – Kianisyoni – Ithekethini, Matuu – Kaluluini – Maiyuni, Mukalala – Masewani – Kamwala – Kalia, Mukalala – Kakumini, Matuu – Kikule – Kilango – Ngumo, Kilango – Masewani
	Provision of raw water at Kamwala – Kwa Kimina

#### 40. Ndalani Ward

Total Number of Participants: 322

Males: 187 Females: 135 Youth: 47 PWDs: 01

Village	Community Need
<b>AGRICULTURE AND CO-OPERATIVES DEVELOPMENT SECTOR</b>	
<b>Agriculture Sub-sector</b>	
Kisiiki	Provision of civic education to farmers on best agricultural practices at Kisiiki
	Timely provision of free certified seeds, tractor ploughing services and subsidized fertilizers
	Provision of fruit tree seedlings
Kivingoni	Timely provision of free certified seeds, tractor ploughing services and subsidized fertilizers
	Promotion of poultry and dairy goats farming
	Construction of cattle dip at Mbembani
	Provision of pasture

Village	Community Need
	Provision of extension services
	Provision of veterinary services at Kivingoni, Mutyamboo and Mbembani
Kwandolo	Provision of Agro-Z bags for seeds storage
	Construction of a cattle dip at Nthungululu market
	Timely provision of free certified seeds, tractor ploughing services and subsidized fertilizers
	Construction of water ponds
Mavoloni	Timely provision of free certified seeds, tractor ploughing services and subsidized fertilizers
	Provision of agricultural extension services
	Provision of fruit tree seedlings and grass seedlings
	Promotion of modern farming technology
Ndalani	Provision of agricultural extension services
	Timely provision of free certified seeds, tractor ploughing services and subsidized fertilizers
	Provision of pasture
	Promotion of modern farming technology
	Rehabilitation of cattle dip
	Provision of seedlings
<b>Co-operatives Development Sub-sector</b>	
Kisiiki	Construction of fruit processing plant at Kisiiki
Kivingoni	Provision of market linkages for farm products
	Construction of food and fruits processing plants
Ndalani	Provision of soft loans to farmers
	Provision of market linkages for farm products
<b>COMMERCIAL, TOURISM AND LABOUR AFFAIRS SECTOR</b>	
Kisiiki	Construction of market shed at Ilumanthi market
Kivingoni	Construction of market sheds at Kivingoni, Mbembani and Mutyamboo
Kwandolo	Construction of 'boda boda' sheds in all markets
Ndalani	Construction of market sheds at Ndalani market
	Fencing of livestock yard
<b>Tourism Sub-sector</b>	
Kisiiki	Rehabilitation of cultural centre at Ye Kitui
	Introduction of festivals
Kivingoni	Promotion of Miss ward competition at Ndalani
	Revival of weaving and basketry at Kivingoni
	Promotion of cultural activities
	Promotion of best soloist dance
<b>EDUCATION, YOUTH, SPORTS AND SOCIAL WELFARE SECTOR</b>	
<b>Education Sub-sector</b>	
Kisiiki	Construction of ECDE classrooms, additional teachers and implementation of school feeding program at ECDE centres at Kisiiki
Kivingoni	Construction of pit latrines at Kakongo, Kithyolo and Muliluni ECDE centres
	Construction of ECDE classrooms at Kalimatula, Kivingoni and Mutyamboo centres
	Leveling of all playgrounds at Kivingoni
	Construction of ECDE centre at Maiuni
	Construction of a youth centre at Kityolo
	Construction of polytechnic at Kaluluini
Kwandolo	Construction of ECDE classrooms and recruitment of teachers at Kilimwana, Kiwanzani, Matangini, Mbanda Salama, Mukuyuni, Nthungululu and Uvouni primary schools
	Provision of furniture, playing materials and implementation of school feeding program at ECDE centres in Kwandolo
Ndalani	Provision of bursaries at Iviani, Kwa Kathule, Makameni and Ndalani
	Fencing of Iviani Primary School
	Rehabilitation of the polytechnic
	Rehabilitation of ECDE classrooms at Iviani, Kwa Kathule, Makameni and Ndalani



Village	Community Need
<b>Social Welfare Sub-sector</b>	
Kivingoni	Provision of funds to all groups
	Construction of PWDs ramps and PWD-friendly toilets
	Implementation of 'Inua jamii' program
Mavaloni	Provision of job opportunities to PWDs
Ndalani	Provision of support to the elderly, orphans, widows and PWDs
	Provision of women empowerment funds
<b>Youth and Sports Sub-sector</b>	
Kisiiki	Promotion of sporting activities in Kisiiki
Kivingoni	Nurturing of youth talents
Mavaloni	Provision of job opportunities to the youth
Ndalani	Provision of support to the elderly, orphans, widows and PWDs
	Provision of women empowerment funds
	Youth empowerment
<b>ENERGY, INFRASTRUCTURE AN ICT SECTOR</b>	
<b>Energy Sub-sector</b>	
Kisiiki	Installation of a transformer
	Promotion of rural electrification
Kivingoni	Installation of 'mulika mwizi' at Kithyolo and Kivingoni
Kwandolo	Installation of 'mulika mwizi' at Banda Salama, Kiwanzani, Kwa Kulu Hospital, Lower Matangini, Malili Kwa Vero, Matangini, Nthungululu and Uvouni market
Mavaloni	Installation of 'mulika mwizi' at Kambi Mawe market, Kiwanza Dispensary, Kiwanza market and Matithini Centre
	Rehabilitation of 'mulika mwizi' at Mavaloni
Ndalani	Installation of market security lights at Munina Jimmy Kathule and Ndalani
	Implementation of rural electrification program at Kiaoni, Kikwa Nguumo, Mukameni, Munina, Musingini and Ndalani Phase 3
<b>ICT Sub-sector</b>	
Kisiiki	Establishment of ICT centre at Kisiiki
<b>Roads, Transport and Public Works Sub-sectors</b>	
Kisiiki	Construction of bridge at Kwa Mutinda – Uvauni
	Construction of drift at Tupandani – Kwa Mutua
	Murraming and construction of drainage at Kisiiki market
	Grading and murraming of all feeder roads
	Grading and murraming of Kisiiki – Kiimani, Kwa Musyoka wa Kavoi – Kwa Kaluvu and Muusini School
	Grading, murraming and construction of culverts at Ilumanthi – Kisiiki/Muusuni and Thunguni roads
	Construction of drainage at Kisiiki market
	Construction of drifts along all feeder roads
Kivingoni	Construction of culverts along all feeder roads
	Construction of drifts at Kwa Kalekye Mutiso – Mutyamboo, Kwa Muia Kimongo, Kwa Mutivo, Nduvu and Ngalatu
	Grading, murraming and levelling of all feeder roads
Kwandolo	Construction of footbridge at Nthungululu – Matangini Secondary School
	Murraming and construction of culverts at Junction – Kwa David Mativo through Banda Salama, Junction – Kwa Muthusi, Kiwanzani – Kwa Wa Kozo, Banda Salama – Kwa Mutevu – Thika River, Kwa Kitenge – Kiwanzani, Kwa Kitenge – Kwa Kalu Matangini – Lower Matangini, Kwa Kulu – Kwa Munaa, Malili Kilimwana – Uvouni, Tubandani – Kiambani and Uvouni – Kwa Ndeke roads
Mavaloni	Grading of feeder roads at Canaan road – Kwa Maithya, Elijah – Kwa Wathome Kwa Kamende – Kavasania, Kwa Kitenge – Kwa John Kiliu – Kulenga Kwa Kivungi – Kwale, Kwa Munuvi – Kiwanza, Kwa Nganga – Kiwanza – Kwa Mukoma and Kwale road – Kwa

Village	Community Need
	Kulu road
Ndalani	Grading and construction of bridge at Ndalani AIC – Kwa Mbandi – Ikaatini road
	Grading and construction of culverts along Mwirigi – Muviruri road
	Grading and construction of drifts along Ivaani road – Stage Mbaya, Maingi, Gregory – Kathuli – Iviani, Makutano Ianguni Kavisuni – Ngolu – Kwa Kathule, Mamba Ndalanni Kwa Nzili, Makameni – Ndalani, Sofia – Kwa Kasuu and Munyao Matolo – Msandi Kisumo – Ndavi roads
	Grading, construction of bridge and drifts at Munyao Matolo – Msandi Kisumo – Ndavi road
	Murraming and construction of culverts at Ndalani AIC Kinyata – Ilumanthi road
<b>HEALTH SECTOR</b>	
Kisiiki	Construction of maternity wards and toilets, fencing, provision of back-up generator, X-ray and ambulance services, recruitment of health care workers, water supply and adequate supply of drugs at Kisiiki Health Centre
Kivingoni	Expansion and rehabilitation of Kivingoni health facility, construction of maternity wards and laboratory, equipping, recruitment of CHVs and subordinate staff and adequate supply of drugs
	Construction of maternity wards and laboratory, additional staffing and adequate supply of drugs at Mbembani health facility
Kwandolo	Construction of maternity wards and laboratory, provision of incinerator and refrigerator for drugs and recruitment of additional health care workers and cleaners at Ntungululu Hospital
	Construction of perimeter fence, supply and installation of water tank, provision of incinerator and refrigerator for drugs and recruitment of additional health care workers and cleaners at Kwa Kulu Hospital
	Construction of a health facility at Kiwanzani
Mavoloni	Provision of mobile clinics, recruitment and facilitation of CHVs
	Expansion and upgrading, fencing, construction of toilets, equipping, provision of laboratory services and recruitment of additional health care workers at Kiwanza Dispensary
Ndalani	Upgrading of Ndalani Dispensary to Level III and provision of ambulance services
	Construction of a mortuary and maternity wards at Ndalani Dispensary
	Construction of a health facility at Iviani
<b>LANDS, ENVIRONMENT AND NATURAL RESOURCES SECTOR</b>	
<b>Environment and Natural Resources Sub-sector</b>	
Kivingoni	Fencing of all hills
	Planting of trees in homes and social places
Kisiiki	Provision of dumping site
	Proper solid waste management
<b>Lands Sub-sector</b>	
Kisiiki	Issuance of title deeds
Kivingoni	Issuance of title deeds
Kwandolo	Issuance of title deeds
	Physical planning of Kwa Ndolo market
Ndalani	Issuance of title deeds
	Provision of land surveying services
<b>PUBLIC ADMINISTRATION SECTOR</b>	
Kivingoni	Reviewing of licensing of traditional beer
	Automation of revenue collection at Mbembani
Kwandolo	Provision of security services at Nthungululu
Ndalani	Construction of a police post at Ndalani
<b>WATER AND IRRIGATION SECTOR</b>	
<b>Irrigation Sub-sector</b>	
Kivingoni	Provision of water for irrigation

Village	Community Need
<b>Sanitation Sub-sector</b>	
Kisiiki	Completion of public toilets construction at Ilumanthi market
	Maintenance of public toilets at Kisiiki market
	Construction of Kwandolo market public toilets (the toilets to be done in all markets in Ndalani Ward)
Kivingoni	Construction of public toilets at Kivingoni
	Facilitate proper sewage disposal at Kithyolo
Kwa Ndolo	Construction of public toilets at Kwandolo markets
Ndalani	Enhance market sanitation at Inyanzaani, Munina Jimmy Kathule and Ndalani
	Construction of public toilets at livestock yard
<b>Water Sub-sector</b>	
Kwandolo	Construction of water ponds
Kisiiki	Powering of Giker, Ilumanthi, Kalimungu/Kitenge/Ndivu, Kwa Mundinda and Nthunguni boreholes
	Piping and powering of Kisiiki Borehole
	Provision of liners for all the water pans in all the sub-locations
Kivingoni	Construction of reservoirs for water springs at Maiuni, Maasini and Mulumu – Kithuani
	Construction of cores at Itangini – Kwa Rhoda, Kakongo – Kwa Kiluu and Nzuki Nzioka, Kinukwa – Mumbua Makau, Kioko Mulinga – Mwatu Kithuani – Muthoki Mutunga – Mbelu – Kwa Ngila, Kwa Muema Mangoka Kwa Kithukilo, Kwa Kitua – Pauline Ngumbi, Kwa Martha Ndambuki – Uumbi, Kwa Muia Wambua & Kwa Muema Mangoka, Kwa Musyoka – Muia, Kwa Ngila – Stella Mbinda, Maingi Kioko – Nzuki Mukova, Mbembani Kwa Kamuti – David Kivati, Muli Munguti – Kwa Katuku Muli, Munyuni Phase 1 Mwatu – Rosalia Muia, Nduvu – Kwa Muniu – Kwa Muema and Soi Kioko – Kwa Musau
	Construction of dam and piping of Yatta Dam
	Disilting of earthdams at Kalimatula Primary School, Kwa Matinga, Kwa Mbula, Kwa Mikaeli and Matithini Mutyamboo
	Installation of hydram pumps along Thika River
	Clean water supply at Kivingoni
	Construction of boreholes at Kalimatula, Kithuani, Kithyolo village, Kwa Ngila and Kwa Njoroge in Kalimatula
	Construction of dams at Ikongeni village Kwa Rosalia Kimenye, Itangini Kwa Ndinda Munyao, Itikoni Kwa Dorcas Mumo Muli, Kaluluini Kwa Muthii, Kwa Kilonzi, Mutyamboo, Kithyolo Kwa Nganga, Kithyolo Primary School, Kivingoni Kwa Peter & Muema, Kwa Julius Mutuku & Munini Mbevi Kyaani Kwa Vovo Maasini public land, Mbembani Dam near Catholic Church, Munyuni between Kwa Stella and Kamaili, Mwanyani Kwa Kabaka & King'oo Sammy, Nduvu, Ngalatu, Kwa Serah Kwia, Kwa Mativo and Kwa Ngami
	Rehabilitation of boreholes at Kaluluini, Kakongo and Kivingoni primary schools
	Rehabilitation of piping system at Masinga Dam
	Construction of larger water storage tanks at Kilimwana and at St. Peters
Kwandolo	Rehabilitation of borehole and installation of submersible pump
	Desilting of Kwa Naomi and Lungu Kwa Kulu dams
	Drilling and equipping of Kwa Nguli Borehole
	Construction of a metal water stand at Nthungululu Borehole, piping and installation of solar pumping systems
	Construction of dams at Bondeni, Kwa Kalwenge Kwa Kamende and Teth Dam
	Drilling of borehole at Kithambioni
	Relocation of dam at St. Charles
	Relocation of spillway at Kwa Lungu Dam
	Rehabilitation and desilting of earth dam at Nthungululu
	Supply of auction pipes at Kilimwana
	Supply of pipes at Kilimwana at St. Peters and St. Charles

Village	Community Need
	Installation of solar panels at St. Charles
	Water supply from Thika River
	Provision of troughs and taps for livestock water at Kwa Naomi Dam
Mavoloni	Fencing of Silanga Kwa Ilamba and Silanga Matithini dams
	Desilting of Silanga Kwa Masambia, Silanga Kwa Mbeke, Silanga Kwa Mbuno and Silanga Kwa Musembi Ndolo dams
	Rehabilitation of Muliluni water project at Kwa Kaluu
	Construction of new dam at Kiwanza
Ndalani	Reticulation of Laban's Borehole to Lumumba's water tanks and water points kiosks
	Construction of hydrum walls at Ianguni River
	Drilling of boreholes at Iviani and Mukameni
	Rehabilitation of Inyanzaani, Mativo and Ndalani boreholes
	Rehabilitation of water points at Musingini
	Desilting of Nyambura Earth Dam
	Rehabilitation and desilting of Kwa Muvendo Munyubui Earth Dam

**Annex 7: EIDU MoU, The County Government of Machakos**



**COLLABORATION AGREEMENT**

**=BETWEEN=**

**THE COUNTY GOVERNMENT OF MACHAKOS**

**=AND=**

**EIDU KENYA LIMITED**

*td*

## ARTICLE 1: PREAMBLE

THIS COLLABORATION AGREEMENT IS MADE ON THIS 18th DAY OF January '22  
BETWEEN THE COUNTY GOVERNMENT OF MACHAKOS AND EIDU KENYA LIMITED

### 1.1 WHEREAS

- a. The County Government of Machakos is established under the Constitution of Kenya, First Schedule whose office is located at **Machakos Town, and of P.O. Box 3565 - 90100 Machakos** (hereinafter referred to as **"County"** which expression shall where the context so admit include its successors and agencies).
- b. The EIDU Kenya Limited established in 2021 with a view of providing quality education to all Kenyan children and whose registered head office is situated EIDU Kenya Limited, West Park Towers 12th Floor, Westlands, Nairobi, Kenya, and of **P.O. Box 2585-00606, Nairobi, Kenya** (hereinafter referred to as **"EIDU"** which expression shall where the context so admit include its successors and agencies).

### 1.2 OVERALL OBJECTIVE

The Overall Objective is intended to define an active collaboration between the County and EIDU with the aim of elevating learning outcomes for children in the pre-primary Early Childhood Development & Education (ECDE) Centres under the jurisdiction of the County. This Agreement is intended to support the onboarding and implementation of the EIDU platform and its programmes in the public ECDE Centres of the County so that eventually the County is going to be in a position to facilitate, finance, and run the EIDU programme without EIDU's support. The Agreement defines the roles and responsibilities of each party for the intent of a successful and collaborative partnership between EIDU and the County.

### 1.3 INTRODUCTION

The EIDU platform aims to help the County elevate the learning levels of pre-primary children in several ways. The platform and the EIDU team supports children, teachers, and County staff on various levels in providing both digital and in-person support to the educational infrastructure.

The EIDU platform has three components:

- It supports children in their learning through a digital platform, inviting them to interact with learning exercises, which are tailored to the Kenyan CBC.
- It supports teachers with teaching resources, such as the teacher guides originally developed for the Tayari program and containing daily lesson plans, Tayari Big Books and other materials as needed.
- It provides training and support to the local County Government. Having integrated the Tayari programme, the EIDU Team provides the local ECDE officers (these can include, but are not limited to: ECDE Sub-county Coordinators, ECDE Quality Assurance and Standards Officers, and ECDE Support Officers; the exact personnel to be supported during the program will be agreed between EIDU and the County) with training and a support system, enabling them in turn to train and support their ECDE teachers. The County's ECDE director is going to be provided with a data dashboard, detailing the work of his or her ECDE officers under the EIDU programme, allowing him/her to adequately support them.

## ARTICLE 2: PURPOSE

2.1 The County expresses its commitment to transform her people through strategic initiatives, activities, programmes and projects.



2.2 EIDU offers to partner with and to provide support to the County through research, software and hardware provisions, and training and support aimed towards delivery of the County's commitment aforementioned.

2.3 The purpose of this Agreement is therefore to facilitate the envisaged collaboration between the County and EIDU.

### ARTICLE 3: RESPONSIBILITIES AND SUPPORT

#### 3.1. EIDU:

Shall

1. Provide public ECDE Centres within the County with one smart device (e.g. smartphone) per primary class, and free internet data for the sole purpose of running the EIDU programme. EIDU determines which devices are suitable and at which point in time they shall be provided to each ECDE centre, as well as the timeline of the roll-out in general. Classes may receive more phones if and when EIDU shall solely decide. Part of ECDE Centres within the County, selected by EIDU or its external research partners, will not be provided with any devices or other forms of support to serve as control schools.
2. Provide ECDE Centres within the County with access to the EIDU platform (including digitised Tayari content) via the smart devices provided by EIDU.
3. Provide all public ECDE centres within the County with one set of Tayari Big Books per pre-primary class. EIDU determines at which point in time they are provided to each ECDE centre.
4. Provide training and support on the use of EIDU's platform to each public ECDE teacher when determined as necessary by EIDU.
5. Reserves the right to withhold the issuance of smart devices to ECDE centres or to retrieve previously issued smart devices from ECDE centres when members of staff are required to, and they chose not to participate in the training programs organised by EIDU, or when the ECDE centre or its staff members are deemed to be insufficiently cooperative as evidenced by low usage of EIDU devices or other indicators.
6. Per sub-county, provide one ECDE Officer of the County with one smart device and free internet for the sole purpose of running the EIDU programme. EIDU determines which devices are suitable and selects the most suitable ECDE officers for this, based on their role within the County.
7. Provide the relevant ECDE officers of the County with training, support, and materials (both digital and non-digital). EIDU determines which ECDE officers of the County are going to be included in this.
8. Provide financial support for school visits to the County's ECDE officers selected by EIDU under Nr. 6. The support for a day of school visits is KSH 500, which typically covers visiting 1 - 4 schools depending on the requirements of the EIDU programme and the distance between the schools. The maximum sum to be paid to each selected ECDE officer per month is KSH 10,000. Reimbursement shall only be made for school visits that have been mandated by EIDU through its platform, its dashboards, or its staff, and that have been properly executed and logged with EIDU. EIDU is going to provide each ECDE officer with clear instructions and training on how to execute and log school visits and reserves the right to deny financial support for visits that it views as unnecessary for the support of the EIDU programme or as not executed properly. The financial support is paid out after school visits have been done. EIDU reserves the right to review and change the financial support rates in the future. New rates will have to be communicated to the County in writing before they take effect.



9. Provide the County with online access to functioning dashboards detailing the classroom-based support activities of their ECDE officers.
10. Support the County in her efforts to secure the endorsement of relevant stakeholders within the Kenyan Government and the wider Kenyan Education community regarding the EIDU-Tayari Programme.

### 3.2. COUNTY:

Shall

1. Grant EIDU the relevant permissions and licenses to access, digitise, print, and if needed, adapt all Tayari materials for the implementation of the EIDU Program under this Agreement.
2. Grant EIDU the relevant permissions to provide the required training and support to ECDE officers and all ECDE teachers of the County on the EIDU programme (including the Tayari method).
3. Provide EIDU with adequate training venues for the purpose of training ECDE officers and all ECDE teachers of the County on the EIDU programme (including the Tayari method).
4. Give EIDU the relevant permissions to contact all staff of the County's public ECDE centres directly for user research (by phone, SMS, through the EIDU app and by physical visits).
5. Safely store and maintain in good condition all hardware provided by EIDU to the County's officials and to the ECDE Centres, including all smart devices and books.
6. Provide EIDU with up-to-date contact information (names of public ECDE centres, contact persons, phone numbers, and addresses) to be utilised for research purposes (ref. point 4).
7. Support EIDU and the EIDU Programme by publicly showing support by County Government representatives at meetings, events, and trainings organised by EIDU, and give the relevant permissions to EIDU to make public presentations on research, surveys and any reports showing the progress of the implementation of the EIDU Programme.
8. Support EIDU and the EIDU Programme by securing the endorsement of relevant stakeholders within the Kenyan Government and the wider Kenyan Education community regarding the EIDU Programme (including Tayari).
9. Ensure ECDE Officers employed by the County dedicate sufficient time to the facilitation and delivery of the EIDU Programme, and shall gradually take responsibility for the success of the EIDU Programme in their respective ECDE Centres in accordance with the Overall Objective of this Agreement.

### ARTICLE 4: DURATION:

- 4.1 This Collaboration Agreement shall become effective upon signature by the authorised officials from EIDU and the County and will remain in **effect until December 31st 2023**.
- 4.2 This Collaboration Agreement will automatically be extended by **two years** unless either party terminates the Agreement by written **notice giving at least 6 months' notice in accordance with Article 14**. This automatic extension can happen multiple times with no limitation.
- 4.3 In the event of an extension, EIDU reserves the right to propose changes to the Collaboration Agreement or terminate it, if the terms do not meet the desired outcome envisaged by the Parties hereunder.

### ARTICLE 5: GENERAL CONDITIONS

- 5.1 This collaboration agreement shall enter into force upon execution and shall continue, unless terminated by either party.
- 5.2 Nothing in this agreement shall be deemed or implied to create a joint venture or partnership of any kind between the parties. No party shall have the right to contract on behalf of or bind the other party or make any commitment, representation or warranty for or on behalf of the other party.





5.3 This agreement does not restrict, in any manner, each party from collaborating with any other third parties in the areas specified in this agreement.

#### **ARTICLE 6: CONFIDENTIALITY**

6.1 Each party undertakes to observe the confidentiality and secrecy of documents, information and other data received from or supplied to the other party during the period of the implementation of this collaboration or any other prior or future agreements made herein.

6.2 The Parties agree that the provisions of this article shall continue to be binding between the parties notwithstanding the termination of the collaboration agreement.

6.3 The Parties agree to be bound by all laws governing confidentiality and/or privacy of information.

#### **ARTICLE 7: COMMUNICATION**

7.1 Notices required to be given under this collaboration shall be in writing and may be delivered by authenticated email, hand or by prepaid registered mail to the registered addresses.

7.2 Notices will be deemed given:

- a. In the case of hand delivery, upon written acknowledgement of receipt by an officer or other duly authorised agent or representative of the recipient; or
- b. In the case of pre-paid registered mail, three days after dispatch; or
- c. In the case of email, immediately upon email delivery to the recipient's official email address and a read receipt or acknowledgement by the recipient.
- d. A notice or other communication received on a day other than a business day, in the place of receipt shall be deemed to be given on the next following business day in such place.

7.3 The official addresses to be used in this Article 7 are:

##### **In the case of a notice given to EIDU:**

Physical Address:

EIDU Kenya Limited, West Park Towers 12th Floor, Westlands, Nairobi

**P.O. Box 2585-00606, Nairobi, Kenya**

Telephone: 0717 228 469

Email Address: max.dohna@eidu.com

Contact Person:

Max Dohna

##### **In the case of a notice given to the County:**

Physical Address:

**[ Machakos Town]**

**P.O. Box 3565-90100 Machakos, Kenya**

Telephone: +254-44-20576

Email Address: info@machakosgovernment.com

Contact Person:

**Director Elizabeth Muange**

Cell phone No.: 0722498602



#### **ARTICLE 8: LIMITATION OF LIABILITY**

Liability and indemnity under this agreement are limited. None of the parties makes any representation or gives any warranty to the other party that any advice or information given by it or any of its employees will constitute or result in any infringement of third-party rights.

#### **ARTICLE 9: SETTLEMENT OF DISPUTES**

9.1 Should a dispute arise with respect to this Agreement, the Parties shall make good faith efforts to resolve the dispute on a business basis through negotiations between the Parties' chief executives and should this fail to resolve the dispute within Thirty (30) days, the Parties agree to submit the matter to a single Arbitrator to be appointed by the Parties jointly, within fourteen (14) days.

9.2 Failing agreement, the Arbitrator shall be appointed by the Chairman for the time being of the Chartered Institute of Arbitrators, Kenya Branch.

9.3 The arbitration shall be conducted in Nairobi in accordance with the Arbitration Act, 1995 as amended from time to time. The decision of the arbitrator shall be final and binding upon the Parties to the extent permissible by applicable law.

#### **ARTICLE 10: FORCE MAJEURE**

10.1 Neither Party shall be liable for any failure to fulfil any term of this Agreement if and to the extent that the fulfilment is delayed, interfered with or prevented by *Force Majeure* circumstances which are reasonably beyond the control of such Party.

10.2 Each Party shall promptly notify the other upon commencement of an occurrence under Article 10.1 above.

10.3 The performance of this Agreement shall be excused only during the inability of a Party to perform but for no longer period, and the cause thereof shall be remedied so far as possible with reasonable dispatch, provided that the other Party may terminate this Agreement if such conditions continue for a period of Sixty (60) days or more.

#### **ARTICLE 11: REVIEW**

11.1 The provisions of this Agreement may be reviewed from time to time by mutual consent of the parties and any amendments arising out of the review shall form part of this Agreement from the date of the review or as shall be provided by the parties.

11.2 Any such amendment to this Agreement shall be in writing and signed by both Parties.

#### **ARTICLE 12: SEVERABILITY**

If any one or more provisions of this Agreement shall be held to be invalid, illegal or unenforceable by a court of competent jurisdiction the legality and enforceability of the other provisions shall not be affected nor shall it affect the enforceability of that provision in relation to any other person or in any other jurisdiction. The Parties shall substitute and negotiate in good faith, if necessary, new provisions under reasonable terms and conditions and in compliance with the intentions of the Parties contained herein to replace the invalid, illegal or unenforceable provision.

#### **ARTICLE 13: SUBSEQUENT AGREEMENTS**

Any further agreements, annexures or schedules executed by the Parties hereto to give effect to this Agreement shall form an integral part of this Collaboration Agreement. Any reference to this Agreement shall include these subsequent agreements.

PROVIDED THAT this Agreement shall supersede any and all prior agreements, discussions, understandings, promises and expectations with respect to the subject matter thereof.

#### **ARTICLE 14: TERMINATION**

This Agreement may be terminated by mutual consent or by either party issuing not less than **six (6) months' notice** in writing.

**ARTICLE 15: LAW AND JURISDICTION.**

This Agreement shall be governed by and construed in accordance with the laws of the Republic of Kenya.

**ARTICLE 16: AUTHORITY TO EXECUTE**

Each Party warrants to the other that all necessary corporate action to authorise the execution of this Agreement has been taken by such Party.

**ARTICLE: 17: FURTHER ASSURANCES**

The Parties shall execute or use reasonable endeavours to procure the execution of such agreements, memoranda and documents and to do or use reasonable endeavours to procure the doing of such things as may be required to give effect to the provisions of this Agreement or the intention of the Parties as set out in this Agreement.



IN WITNESS WHEREOF THE PARTIES HAVE EXECUTED THIS COLLABORATION AGREEMENT ON THE DAY, MONTH AND YEAR INDICATED HEREINABOVE.

SIGNED

On behalf of the County Government of Machakos

GOVERNMENT OF MACHAKOS  
MINISTER FOR EDUCATION,  
YOUTH & SOCIAL WELFARE  
18 JAN 2022  
*[Signature]*

Signature: \_\_\_\_\_  
P. O. Box 84300  
Dr. Ruth Nduku Mutua (PHD)  
CECM Education, skills Training & Social welfare

On behalf of the EIDU Kenya Limited

*[Signature]*

GOVERNMENT OF MACHAKOS  
COUNTY  
Dr. Max Dohna, EIDU Kenya Limited

18 JAN 2022

DEPARTMENT OF EDUCATION &  
SKILLS TRAINING  
In the presence of Dr. John Kilonzo (PhD)  
Chief Officer - Education & Skills Training  
COUNTY

18 JAN 2022  
*[Signature]*  
DEPARTMENT OF EDUCATION &  
SKILLS TRAINING  
Ms Elizabeth Muange  
P.O. Box 84300, MACHAKOS  
Director Education