

COUNTY GOVERNMENT OF VIHIGA



COUNTY INTEGRATED DEVELOPMENT PLAN 2023-2027

*Accelerating socio-economic transformation for a more competitive,
inclusive and resilient economy*



Towards a globally competitive and Prosperous Country

COUNTY INTEGRATED DEVELOPMENT PLAN FOR VIHIGA

Our Vision

A prosperous and model county based on inclusive growth and sustainable development

Our Mission

To accelerate socio-economic development through implementation of inclusive, impactful programmes, and fostering good governance in a stable and sustainable environment.

Table of contents

TABLE OF CONTENTS	III
LIST OF TABLES	V
LIST OF MAPS/FIGURES	VI
ABBREVIATIONS AND ACRONYMS	VII
GLOSSARY OF COMMONLY USED TERMS	IX
FOREWORD	XI
STATEMENT BY H.E THE DEPUTY GOVERNOR	XVI
ACKNOWLEDGEMENT	XVII
EXECUTIVE SUMMARY	XVIII
CHAPTER ONE: COUNTY OVERVIEW	1
1.0 INTRODUCTION	1
1.1 BACKGROUND	1
1.2 POSITION AND SIZE OF VIHIGA COUNTY	2
1.3 PHYSIOGRAPHIC AND NATURAL CONDITIONS	2
1.3.1 Physical and Topographic features	2
1.3.2 Climatic Conditions	2
1.3.3 Ecological Conditions	3
1.4 ADMINISTRATIVE AND POLITICAL UNITS	3
1.4.1 Administrative Units	3
1.4.2 County Government Administrative wards by constituency	4
1.4.3 Political Units (Constituencies and Wards)	4
1.5 DEMOGRAPHIC FEATURES	4
1.5.1 Population Size, Composition and Distribution	4
1.5.2 Population density and distribution	6
1.5.3 Population Projection by Broad Age Groups	8
1.5.4 Population of Persons with Disability	10
1.5.5 Demographic Dividend Potential	10
1.6 HUMAN DEVELOPMENT INDEX (HDI)	11
CHAPTER TWO: PERFORMANCE REVIEW OF THE PREVIOUS CIDP 2018-2022	12
2.0 OVERVIEW	12
2.1 ANALYSIS OF THE COUNTY REVENUE SOURCES	12
2.2 COUNTY BUDGET EXPENDITURE ANALYSIS	13
2.3 SECTOR PROGRAMMES PERFORMANCE REVIEW	15
2.3.1 Agriculture, Rural and Urban Development	15
2.3.2 Physical Planning, Lands, Housing & Urban Development	16
2.3.3 Vihiga Municipality	17
2.3.4 Infrastructure and ICT	17
2.3.5 General Economic and Commercial Affairs	18
2.3.6 Education sector	18
2.3.7 Health Sector	19
2.3.8 Governance, Justice Law and Order	22
2.3.9 Public Administration and International Relations	23
2.3.10 Environment, Natural Resources, Water and Sanitation	25
2.3.11 Social Protection, Culture and Recreation	28
2.4 GENERAL CHALLENGES	29
2.5 EMERGING ISSUES	30
2.6 LESSONS LEARNT	31
2.7 NATURAL RESOURCE ASSESSMENT	31
CHAPTER THREE: SPATIAL DEVELOPMENT FRAMEWORK	44
3.0 INTRODUCTION:	44
3.1 COUNTY SPATIAL PLAN	44
3.2 ENHANCING COUNTY COMPETITIVENESS	44
3.3 RESOURCE POTENTIAL GROWTH AREAS	45

3.4 COUNTY SPATIAL DEVELOPMENT FRAMEWORK.....	48
CHAPTER 4: DEVELOPMENT PRIORITIES, STRATEGIES AND PROGRAMMES.....	52
4.1 OVERVIEW	52
4.2 DEVELOPMENT PRIORITIES AND STRATEGIES	52
4.2.1 HEALTH SECTOR.....	52
4.2.2 TRANSPORT AND INFRASTRUCTURE	61
4.2.2 GENERAL ECONOMIC & COMMERCIAL AFFAIRS (GECA).....	64
4.2.3 SOCIAL PROTECTION CULTURE AND RECREATION	68
4.2.4 AGRICULTURE RURAL AND URBAN DEVELOPMENT	71
4.2.5 PHYSICAL PLANNING, LAND, HOUSING AND URBAN DEVELOPMENT.....	75
4.2.6 MUNICIPALITIES IN VIHIGA	78
4.2.7 PUBLIC ADMINISTRATION AND INTERNATIONAL RELATIONS (PAIR)	79
4.2.8 EDUCATION	91
4.2.9 ENVIRONMENTAL CONSERVATION, CLIMATE CHANGE, WATER & SANITATION, NATURAL RESOURCES.....	96
4.2.10 GOVERNANCE JUSTICE LAW AND ORDER (GJLO)	104
4.3 CIDP LINKAGES WITH THE NATIONAL DEVELOPMENT AGENDA, REGIONAL AND INTERNATIONAL PLANNING FRAMEWORK.....	105
4.4 CROSS SECTORAL LINKAGES	111
CHAPTER FIVE: IMPLEMENTATION FRAMEWORK	113
5.0 INTRODUCTION	113
5.1 INSTITUTIONAL FRAMEWORK.....	113
5.2 RESOURCE REQUIREMENT, MOBILIZATION AND MANAGEMENT FRAMEWORK.....	115
4.2.11 RESOURCE REQUIREMENTS BY SECTOR	115
4.2.12 REVENUE PROJECTIONS	116
4.2.13 ESTIMATED RESOURCE GAP	116
4.2.14 RESOURCE MOBILIZATION STRATEGIES AND ASSET MANAGEMENT STRATEGIES	116
5.3 ASSET MANAGEMENT	119
5.4 RISK MANAGEMENT	120
CHAPTER SIX: MONITORING, EVALUATION AND LEARNING.....	122
6.1 OVERVIEW	122
6.2 COUNTY MONITORING AND EVALUATION STRUCTURE.....	122
6.3 EVALUATION CAPACITY	122
6.4 M&E OUTCOME INDICATORS	122
6.5 DATA COLLECTION, ANALYSIS AND REPORTING.....	128
6.6 EVALUATION PLAN.....	129
ANNEX 1: COUNTY FACTSHEET.....	131
ANNEX 2: CIDP 2023-2027 WARD DEVELOPMENT PRIORITIES	142

List of Tables

TABLE 1: AREA (KM ²) BY SUB-COUNTY.....	3
TABLE 2: COUNTY GOVERNMENT ADMINISTRATIVE WARDS.....	4
TABLE 3: COUNTY'S ELECTORAL WARDS BY CONSTITUENCY.....	4
TABLE 4 : POPULATION PROJECTIONS (BY SUB-COUNTY AND SEX).....	5
TABLE 5 : POPULATION PROJECTION BY AGE COHORT.....	5
TABLE 6 : POPULATION PROJECTIONS BY URBAN AREA.....	6
TABLE 7 : POPULATION DISTRIBUTION AND DENSITY BY SUB-COUNTY.....	7
TABLE 8 : POPULATION PROJECTIONS BY BROAD AGE COHORT.....	9
TABLE 9 : POPULATION OF PERSONS WITH DISABILITY BY SUB COUNTY TYPE AND SEX.....	10
TABLE 10: DEMOGRAPHIC DIVIDEND POTENTIAL.....	11
TABLE 11: ANALYSIS OF COUNTY REVENUE SOURCES.....	12
TABLE 12: ANALYSIS OF TOTAL BUDGET ALLOCATIONS Vs EXPENDITURES BY SECTORS.....	13
TABLE 13: NATURAL RESOURCE ASSESSMENT.....	32
TABLE 14: SECTOR DEVELOPMENT ISSUES.....	35
TABLE 15: COUNTY SPATIAL DEVELOPMENT STRATEGIES BY THEMATIC AREAS.....	48
TABLE 16 : HEALTH SECTOR DEVELOPMENT PROGRAMMES AND SUBPROGRAM.....	53
TABLE 17: T&I FLAGSHIP PROGRAM.....	63
TABLE 18 : COMMERCE TOURISM AND COOPERATIVES SUBSECTOR PRIORITIES AND STRATEGIES.....	65
TABLE 19 : SECTOR PRIORITIES AND STRATEGIES.....	68
TABLE 20: CIDP LINKAGES WITH THE NATIONAL DEVELOPMENT AGENDA, REGIONAL AND INTERNATIONAL PLANNING FRAMEWORK.....	105
TABLE 21: INSTITUTIONAL FRAMEWORK FOR THE CIDP 2023-2027 IMPLEMENTATION.....	113
TABLE 22: SUMMARY OF SECTOR FINANCIAL RESOURCE REQUIREMENTS.....	115
TABLE 23: RISK, IMPLICATION, LEVEL AND MITIGATION MEASURES.....	120
TABLE 24: M&E OUTCOME INDICATORS REPORTING.....	122
TABLE 25: EVALUATION PLAN.....	130

List of Maps/Figures

FIGURE 1: MAP OF KENYA SHOWING THE LOCATION OF VIHIGA COUNTY	2
FIGURE 2: MAP OF VIHIGA COUNTY DEPICTING ITS POLITICAL UNITS	3
FIGURE 3 : ABSORPTION RATES BY DEPARTMENT	14
FIGURE 4: REGIONAL DEVELOPMENT ZONES.....	45
FIGURE 5: MARKETS & SLAUGHTER HOUSES IN VIHIGA COUNTY.....	46
FIGURE 6: VIHIGA COUNTY SHOWING PROPOSED ENVIRONMENTAL INTERVENTIONS	47
FIGURE 7 : MAP OF VIHIGA SHOWING SOCIAL INFRASTRUCTURE DEVELOPMENT ZONES	48

Abbreviations and Acronyms

AAK	Agrochemical Association of Kenya
ACU	Aids Control Unit
ADB	African Development Bank
AI	Artificial Insemination
ANC	Antenatal Care
ASDSP	Agricultural Sector Development Support Programme
BCC	Behaviour Change Communication
CACC	Constituency Aids Control Coordinator
CBO	Community-Based Organization
CDF	Constituency Development Fund
CGV	County Government of Vihiga
CVO	County Veterinary Office
CIDC	County Information & Documentation Centre
DP	Development Partners
DRR	Disaster Risk Reduction
SCTC	Sub-county Technical Committee
EFA	Education for All
EIA	Environmental Impact Assessment
EMIS	Education Management Information System
EPZ	Export Processing Zone
EMCA	Environmental Management & Coordination Act
ESP	Economic Stimulus Program
GEF-AGRA	Global Environmental Facility for African Green Revolution
GoK	Government of Kenya
PPP	Purchasing Power Parity
HIV/AIDS	Human Immune Virus/Acquired Immuno-Deficiency Virus
HDI	Human Development Index
HPI	Human Poverty Index
ICDC	Industrial and Commercial Development Corporation
ICT	Information and Communication Technology
IDC	Information and Documentation Centre
IEBC	Independent Electoral and Boundaries Commission
IEC	Information, Education and Communication
KARI	Kenya Agricultural Research Institute
KEPHIS	Kenya Plant Health Inspectorate Service
KeRRA	Kenya Rural Roads Authority
KESSP	Kenya Education Sector Support Programme
KIE	Kenya Industrial Estate
Km	Kilometres
KNBS	Kenya National Bureau of Statistics
KNCCI	Kenya National Chamber of Commerce and Industry
KTDA	Kenya Tea Development Agency
LATF	Local Authority Transfer Fund
M&E	Monitoring and Evaluation
MDG	Millennium Development Goal
MFIs	Micro Finance Institutions
MOA	Ministry of Agriculture
MOE	Ministry of Education
MOH	Ministry of Health

MOHA	Ministry of Home Affairs
MOL	Ministry of Livestock
MOT	Ministry of Trade
Mo W&I	Ministry of Water and Irrigation
MTEF	Medium Term Expenditure Framework
NACC	National Aids Control Council
NAIAAP	National Agricultural Accelerated Input Access Programme
NARIGP	National Agricultural & Rural Inclusiveness Growth Project
NEMA	National Environment Management Authority
NG	National Government
NGO	Non-Governmental Organization
NMK	Njaa Marufuku Kenya
OPD	Orthopaedic Department
PEC	Poverty Eradication Commission
PMTCT	Prevention of Mother to Child Transmission
PPP	Public Private Partnership
PPP	Purchasing Power Parity
PTA	Parents Teachers Association
RHTC	Rural Health Training Centre
SACCOs	Savings and Credit Cooperative Societies
SCTC	Sub-county Technical Committee
SDGs	Sustainable Development Goals
SIDA	Swedish International Development Agency
SMEs	Small and Medium Enterprises
SWOT	Strength, Weakness, Opportunities and Threats
TBA	Traditional Birth Attendant
VCT	Voluntary Counselling and Testing
WEDF	Women Enterprise Development Fund
WKCDD	Western Kenya Community Driven Development
WRUA	Water Resources Users Association
YDI	Youth Development Index
YEDF	Youth Enterprise Development Fund

Glossary of Commonly Used Terms

Activities; Actions taken or work performed during which inputs are used to produce outputs;

Aim; The overall objective/ focus of policies, programmes or projects.

Baseline Information; Refers to information gathered at the start of a process as to inform the results and consequences of an activity.

Benchmark /Knowledge exchange; Refers to the study of other successful activities in similar condition with similar goals in different locations in order to generate new ideas

Cash Crop: Any crop cultivated for farm income and/or food security.

Beneficiaries: A group among the stakeholders, who will directly or indirectly benefit from the project;

Capital Projects: A group of related activities that are implemented to achieve a specific output and to address certain public needs;

County Assembly: The County Assembly of the County Government of Vihiga

County Executive Committee: A County Executive Committee of the County Government of Vihiga established in accordance with Article 176 of the Constitution

Evaluation: Planned and periodic assessment of program or project to assess the relevance, effectiveness, efficiency and impacts it has had on the intended population;

Flagship/Transformative Projects: These are projects with high impact in terms of employment creation, increasing county competitiveness, revenue generation etc;

Food security: Timely availability and accessibility of nutritious food in sufficient quantities

Green Economy: The green economy is defined as an economy that aims at reducing environmental risks and ecological scarcities, and that aims for sustainable development without degrading the environment;

Goals; General statements that describe the desired outcome or purpose of any activity

Impact assessment; A systematic analysis of significant changes-positive or negative, intended or not - in people's lives brought about by a given action or series of actions.

Indicators; an indicator is a pointer or agreed sign for effective evaluation that can clarify intentions and help in assessment of achievements.

Inputs; Are the resources provided for an activity to take place, with expectations of producing an output or a product.

Monitoring; The process tracking or checking activities, projects or programmes over a period of time.

Objectives; Are the intended effects which a policy, programme or project has to achieve. These can either be short, medium or long term depending on the duration of the policy, programme or project.

Output; is a concrete result or achievement that contributes to the achievement of longer-term outcome or goal.

Outcomes; Are specific products or services, which an activity is expected to produce from its inputs in order to achieve objectives.

Policy; Refers to a guiding statement that will provide direction and thrust on what should be done to either solve a problem or to accelerate certain developments in a given sector.

Project; Is a planned undertaking which is a set of inter-related and coordinated activities designed to achieve certain objectives within a given budget and time frame.

Programme; Refers to a major activity encompassing many small activities or schemes undertaken in order to achieve the major activity. For example, the Water and Sanitation Programme is a major activity with other smaller and numerous activities like borehole drilling, sinking deep wells, piped water, toilet construction and teaching of hygienic practices.

Quantitative Measures; Tell how much or how many.

Qualitative Measures; Tell you how well

Rapid Results Approach/Initiative; A structured process that uses short-term initiative to help achieve an objective

Results; Are concrete achievements.

Stakeholders – A group of people, organizations and institutions who have a direct or indirect interest, or a role, in the project, or who affect or are affected by it.

Standards; Are mutually agreed criteria to describe how well work must be done

Targets; Are agreed quantitative or qualitative standards to aim at.

FOREWORD

Unveiling of the third Generation County Integrated Development Plan (2023-2027 CIDP) marks an important milestone in our county's development as we mark ten years of the devolved system of government. It is noteworthy that significant achievements have been realized in the implementation of the previous CIDP that included; deepening of good governance, accountability and public participation in public sector management, expansion of transport infrastructure, transformation of the health delivery system by way of infrastructure development and implementation of pro-poor health programmes that resulted in improved access to affordable health care; expansion of water infrastructure and sanitation services; promotion of SMART agricultural technologies; promotion of environmental conservation and climate change adaptation and mitigation programmes that has resulted in increased in tree and coverage of 35% and 14% respectively. Other notable milestones were increased access to education training through expansion of education infrastructure and bursary and scholarship programmes targeting needy learners.

The rationale of the 2023-27 CIDP is to guide the county development agenda in line with of the Constitution in Article 220. The CIDP is premised on the following 10-point strategic thrusts ; scaling up of good governance and accountability systems; creation of employment opportunities for youth & women through agribusiness; promotion of an educated, skilled and well-informed society; strengthening primary health care systems towards universal health coverage; provision of reliable public infrastructure, transport systems, and expansion of ICT platforms; upholding green growth, sustain environmental conservation and climate change adaptation ; promote cohesive society, inclusive governance through Public Participation and Civic Engagement; promotion of climate smart agriculture with emphasis on agribusiness; upscaling provision of clean and safe water and sanitation services; promotion of trade and enterprise development with emphasis on MSMES.

Macro-economic Framework

The foundation upon which to build a prosperous county with expanded growth opportunities is hinged on various economic and structural reforms. The CIDP 2023-2027 will build on the successes on the previous plans with pursuit of a macroeconomic framework that will facilitate enhanced Public Private Partnerships, growth in own source revenue, efficient public sector management, reduction of pending bills, support value addition and production that is export-driven. These frameworks will help deliver high and sustainable levels of economic growth, employment and poverty reduction. Specifically, policy measures will be made to increase the share of development expenditures in total outlays from the current 39% to 48% by 2027. Increased investments in capital projects and more resources to productive sectors will result in increased job opportunities and incomes, thus accelerate county economic growth.

Good Governance and Accountability

Good governance is an essential ingredient for attainment of the desired growth and prosperity in our county. This will be achieved by supporting and strengthening institutions and systems to ensure efficient and effective public sector management. Key priorities highlighted in this CIDP include; deepening stakeholder engagements and effective public participation in government programmes; strengthening capacities for corruption prevention and control; decentralization of administration to village level; deepening monitoring and evaluation in

tracking and reporting on progress; strengthening coordination and advisory committees e.g County Audit Committee, County Budget and Economic Forum and County Environmental Committee.

Public Sector Reforms

The county vision for public service that is citizen focused and results-oriented, with strong institutions serving a rapidly growing economy and a dynamic society. Accordingly, the county seeks to create a public service delivery system that is more focused, efficient and responsible towards the needs of the citizens. A scheme to attract, reward and retain high achievers in the civil service shall be developed and implemented. Other key priority areas shall include; capacity building for improved service delivery; public sector knowledge building and management; Implementation of the integrated County Human Resource Management System and operationalization of performance contracting and appraisals systems.

Information and Communication Technology

Information and communication Technology (ICT) plays a critical role in economic growth and wealth creation. The county will continue to strengthen technical capacities in ICT towards innovation, improved social welfare, flourishing entrepreneurship and efficient public service delivery. Emphasis will be on strengthening novel technologies and innovations in programmes; leverage on existing Geospatial Technology Services in resource mapping, planning and reporting; support of business innovations and investment centres; deepen internet connectivity through WAN/LAN coverage; promotion of digital literacy programme as well as adoption of emerging innovations in health care delivery, water management, agricultural production, commerce and transport management.

Infrastructure Development

Sustained investment on critical infrastructure is imperative for accelerated economic development. While significant gains were realized in infrastructural development over the last five years, more investments are required to improve county's regional competitiveness in areas of access to clean and safe water and sanitation services, reliable energy, internet connectivity, urban transport management and rural access roads. Key priorities identified in this plan include; scale up expansion and maintenance of rural access road; upgrading of selected link roads to bitumen standards; increased electricity connectivity; promotion of clean and safe energy technologies; expansion of water supply infrastructure.

Education

The global Sustainable Development Goals (SDGs), the Kenya Constitution and the Kenya Vision 2030 recognizes education and training as fundamental human right and an important enabler for economic empowerment and social equity. Similarly, this CIDP recognizes education as a bridge for a just, cohesive society that enjoys equitable socio-economic development in a clean, secure and sustainable environment. The county will continue to invest in programmes such as expansion of education infrastructure, provision of learning materials and teaching aids, employment of more ECDE teachers and VET instructors,

and provision of burasaries and scholarships to enhance access to quality education and training.

Health Care Delivery

Good health is a key factor in boosting economic growth, poverty reduction and the realization of social goals. In the last five years, the county health system recorded significant improvements as a result of increased investments in health infrastructure, better governance and management of health delivery systems leading to overall improvement on health indicators. The CIDP 2023-2027 seeks to build on these achievements by prioritizing : upscale of Univesal Health Coverage; completion and operationalizations of all on-going infrastructure developments; strengthening of health referral system and acquisition of ambulances; employment of more critical health personnel, strengthening community health strategies and CHVs services; upgrading of VCRH to Level 5, dispensaries to Level 3 , sub-county hospitals to Level 4 and ensuring all health facilities have fully equipped diagnostic laboratories.

Agriculture, Livestock and Fisheries Development

I must emphasize that agriculture is the backbone of the county economy contributing over 34 % of the Gross County Product (GCP), and accounting to 80% of both direct and indirect employment. Despite the central role of agriculture, the sector continues to face challenges to do with productivity, land use, markets and value addition. To achieve the overall objective of innovative commercially-oriented and modern farm and livestock sector and attainment of food and nutrition security, the CIDP 2023-27 proposes the following key strategic areas; provision of subsidized farm inputs; increased market access and value addition; transforming land use and enhanced soil testing; promotion of agribusiness with a focus on youth and women; promotion agroforestry and fruit tree farming ; promotion of indigenous food crops; increased agricultural extension services, promote small holder irrigation as well as implementing Climate Smart Agriculture (CSA). Other priority investments will be made towards improving Dairy, Goat, Poultry, Apiculture and Fish production.

Environmental Conservation, Climate Change and Natural Resource Management

This sector forms the bedrock for a clean, secure and sustainable environment which is a critical catalyst for sustainable development. The overall sector objectives attaining sustainable development will be achieved through targeted activities that aim at economic, ecological and equity. Accordingly, this CIDP 2023-2027 identifies the strategies and programmes that include; Expansion and rehabilitation of water supply systems, expansion of sanitary facilities in market centres and public institutions, promotion of climate change adaptation and mitigation strategies; promotion of use clean energy; ecosystems restoration, promotion of green growth and circular economy strategies, promotion of sustainable natural resources utilization and management. Key projects include; Establishment of Waste to energy Plant, Climate Change Center at Kaimosi, Kaimosi Hydro power plant in collaboration with KenGen, establishment of tree nurseries and growing of fruit trees, resortation of Maragoli Hills and other degraded areas.

Land Reforms

May I emphasize the significance of land as an important factor of production. In addition, it has aesthetic, cultural and traditional value that should not be underestimated. The absence of a county land use policy has led to proliferation of unplanned settlements, inadequate infrastructural services, unplanned urban centres, environmental degradation, pressure on agricultural land, and conflicts and land related disputes. In addition, most of the land in the county has not been registered which hinders land owners from asserting their rights over land. To improve on land use planning and management the county government plans to deploy a Geographical Information System (GIS). In addition, computerization of land registries and an enhanced legal framework for faster resolution of land disputes will be a matter of urgency. In general, the land reforms envisaged in the 2023-2027 CIDP will be geared towards a holistic sustainable management of this critical resource as to create a foundation for the implementation of projects identified in the CIDP.

Housing and Urbanization

The Kenya Vision 2030 aims at providing the country population with adequate and decent housing in a sustainable environment. The Vihiga housing sector is characterized by inadequate affordable and decent housing, inadequate construction capacity, inappropriate dwelling units including emerging slums and squatter settlements in Majengo, Mbale, Chavakali and Luanda. This CIDP seeks to implement various strategies to improve the housing and urbanization in the county that include; facilitation the development and access to affordable and adequate housing; enhance access to adequate finance for both developers and buyers, decentralization of urban development by creation of Kaimosi/Cheptulu and Luanda Municipalities and building capacities for urban planning and the construction industry.

Social Protection and Recreation

In line with the Kenya Vision 2030, the CIDP 2023-27 envisions a county where gender equity, improved livelihoods for all vulnerable groups, youth participation in development and gender issues will be prioritized. Key priorities will include; reduction of poverty from current levels 38.6 % to less than 30%; implementation of policies that minimizes differentials in income opportunities and access to social services such as social protection programmes, establishment of youth resource centres and sports academies. Other initiatives will include; promotion of programmes and activities that protect our culture and values; promotion of sports; protection and socio-economic support for PLWDs, Orphans & Vulnerable Children (OVCs), the elderly as well as mainstreaming of Gender issues in governance and curbing all forms of violence on children and women.

Conclusion

The CIDP takes cognizance of other plans and policy framework including the Kenya Vision 2030 goal, the Fourth Medium Term Plan (MTP IV), the Africa Agenda 2063 and the Sustainable Development Goals (SDGs) and other national and international commitment. I call upon all stakeholders including the national government agencies, county government departments, partners and the private sector to find this document as an important tool in resource mobilization and guide in the implementation of programmes towards the

realization of the desired prosperity. The implementation of the plan will require sacrifice, hardwork and determination. I am confident that the residents of Vihiga will surmount these challenges in order to makem the county competitive and prosperous where every person enjoy a high quality of life in a sustainable environment.

Let us all individually and collectively commit ourselves to the realization of the objectives of the CIDP and continue working together to build a just, equitable and prosperous county
Thank You,

H.E Dr. Wilber Khasilwa Ottichilo EGH
Governor

STATEMENT BY H.E THE DEPUTY GOVERNOR.

I feel privileged to be associated with the Third Generation County Integrated Development Plan (2023-2027 CIDP). The purpose of this plan is to provide the framework for socio economic development as prioritized by stakeholders in the next five years. The third Vihiga County Integrated Development Plan has been modelled on the theme in the Fourth Third Medium Term Plan that aims at accelerating socio-economic transformation for a more competitive inclusive and resilient economy. The CIDP has identified policies, strategies and programmes that will be implemented towards the realization of the national vision. The strategies, policies and programmes were identified in an all-inclusive process that involved extensive public engagements at ward level, consultations with SWGs, the executive and assembly, CSOs, development partners and other stakeholders.

The CIDP 2023-2027 will be the blueprint that will guide the National Government MDAs, the County Government Departments and Agencies, Development Partners, Private Sector players and others stakeholders in resource mobilization, programming and implementation of specific activities during the plan period. It is noteworthy that the implementation of this CIDP will be people-centred in line with the Kenya Constitution. Further, the county government will continue to pursue more partnerships and collaborations, and enhancing linkages with that national government, other counties within Lake Region Economic Bloc and beyond, development partners and other relevant actors for delivery efficient services.

As Kenya marks ten-years of devolution we as a county the need to sustain the momentum in implementation of set objectives cannot be gainsaid. This will inevitably require commitment and effective participation of all state and non-state actors, development partners and general public at large. The government on its part is committed to full and effective implementation of the CIDP and attainment of the envisaged broad development goals. This government realizes that it is through this that the social contract between it and residents of Vihiga for improved social welfare and quest for prosperity will be achieved.

Finally, I would wish to sincerely thank all the officers and other stakeholders led by the CECM in charge of Finance and Economic Planning for successful steering and coordinating the entire process of the preparation of the CIDP 2023-2027..

H.E Hon. Wilberforce Kitiezo
Deputy Governor

ACKNOWLEDGEMENT

The Third generation CIDP (2023-2027) was prepared by the County Department of Finance and Economic Planning within the County Planning Framework outlined in section 105 of the County Government Act. Whilst preparing the CIDP, linkages between county plans and the national planning framework have been sustained; ensuring meaningful engagement of citizens; collection, collation and storage and updating and use of GIS-based database system for spatial planning.

The preparation of this Plan involved all the key stakeholders including government departments and agencies, representatives from private sector, development partners and dedicated community representatives. I would wish to sincerely thank the State Department for Planning, the Kenya Institute of Public Policy Research and Analysis (KIPPRA) and the Council of Governors (COG) for the preparation and dissemination of CIDP guidelines, and the technical backstopping during entire preparation of the plan. I am equally indebted to all individuals, organizations and partners who supported various sector working groups in formulation of sectoral objectives and strategies.

Special mention goes to H. E the Governor and the Deputy Governor for the strategic leaderships and guidance on the policy thrust that informed the strategic objectives and policy themes that built into the document. Further, may I acknowledge the Honorable members of the Vihiga County Assembly led by the Hon. Speaker for their goodwill and unending support in the preparation of this plan.

The valuable inputs provided by the County Secretary, County Executive Committee Members, Chief Officers, Directors and Heads of sections is highly acknowledged. I further salute all stakeholders involved in the process directly or indirectly for enriching the document with ideas and priorities on programmes and projects contained in this 3rd generation CIDP.

Finally, is to appreciate the secretariat who tirelessly and diligently ensured the plan was prepared on time that included; George O. Sigutta, Director Economic Planning, Caleb Nyongesa, Senior Economist, Nicholas Masinde, Senior Statistician, Frankline Muganda, Statistician I. Duncan Kuria, Director Physical and Urban Planning, James Litu, Administrative Officer for ensuring timely production of the document.

It is my sincere hope the energy and reservoir of specialized skills within the county will be exploited for faster realization of the medium and long-term objectives outlined in various sectors within the stipulated time-frame.

Hon. JAIRUS B. AMAYI, PHD
CECM-FINANCE AND ECONOMIC PLANNING

EXECUTIVE SUMMARY

Overview

This is the 3rd Generation County Integrated Development Plan (2023-2027 CIDP) to be prepared since onset of the devolved government system in 2013. The 2023-2027 CIDP aims at making Vihiga a model county in inclusive growth and sustainable development providing high quality of life to all residence. Like the Kenya Vision 2030, the CIDP is anchored on economic, social and political pillars. The economic pillar aims at ensuring prosperity for all citizenry of Kenya through inclusive and sustainable development programmes. The social pillar seeks to build a just, cohesive and equitable society living in a clean and secure environment. The social pillar is anchored on transformation in education and training, health, water and sanitation, and environment. Others are housing and urbanization, gender, youth, sports and culture. The political pillar is that of a democratic political system that is issue-based, people –centred, result-oriented and accountable to the public.

The following guiding principles of planning and development facilitation as spelt out in the County Government Act 2015 were observed in preparing the CIDP 2023-2027; Integration of national values in all processes and concepts; Protect the rights to self-fulfillment within the county communities and with responsibility to future generations; Protect and integrate rights and interest of minorities and marginalized groups and communities; Protect and develop natural resources in a manner that aligns national government policies; Align county financial and institutional resources to agreed policy objectives and programmes; Engender effective resource mobilization for sustainable development; Promote the pursuit of equity in resource allocation within the county; Provide platform for unifying planning, budgeting, financing, programme implementation and performance review, and serve as a basis for engagement between county government and the citizenry, other stakeholders and interest groups

Structure of the County Integrated Development Plan (CIDP)

The 2023-2027 CIDP is structured in six chapters as outlined below;

Chapter One: This chapter outlines an overview of the county in terms of background information, position and size, topographic and natural conditions, demographic features and the administrative and political units that form Vihiga County.

Chapter Two. This chapter presents the performance review of the the 2018-2022 CIDP in terms of revenues and expenditure; sectoral achievements, key challenges and the lessons learnt. A brief on the development issues and natural resource assessment by sector.

Chapter Three: This chapter describes the County spatial framework within which development projects and programmes will be implemented.

Chapter Four: The section highlights the sector priorities derived from the sector development issues documented in chapter one and two and proposed strategies to achieve these sector priorities. The chapter also indicate how the CIDP is linked to Kenya Vision 2030 with the CIDP. It further provides brief highlights of how the county is contributing towards achieving the aspirations/goals of Kenya Vision 2030 or the stated other policies/plans. In addition, this section provides the cross-sectoral impacts of each sectoral programme and appropriate actions to harness cross-sector synergies or mitigate adverse cross-sector impacts.

Chapter Five: This chapter presents the institutional framework and roles of the key players in the implementation of the CIDP. It also outlines the county organizational structure tasked with the implementation of the CIDP clearly showing the linkages with other stakeholders such as the National Government, the Civil Society, and Development Partners etc. The further provides highlight of the resource requirement for the implementation of the CIDP and the resource mobilization strategies that will be undertaken to abridge the resource. Potential risk and mitigation measures have also been in this chapter.

Chapter Six: This chapter outlines the monitoring and evaluation framework that will be deployed in tracking and reporting on the implementation of the CIDP. The section also indicates the methodology used in data collection, analysis and how the report will be used in decision-making.

Methodology

The preparation of the CIDP 2023-2027 was spearheaded by the Department of Finance and Economic Planning in line with Article 220 (2) of the Constitution, The Public Finance Management Act (PFMA), 2012, Part IV Section 126 and the County Government Act, 2012 Section 108 that requires county governments to prepare 5-year integrated county development plans.

The guidelines to steer the preparation of the plan was developed by the State Department for Planning in consultation with the Council of Governors (COG). The CECM -Finance and Economic Planning issued a circular that clearly outlined the composition of Sector Working groups (SWGs) comprising of County Government Department sector leads, National Government Departments representatives and relevant Non-State Actors (NSA) such as private sector, NGOs, CBOs, Development Partners active in the sector their terms of reference (TORs) and timelines and deadlines for preparation of the CIDP.

The CIDP preparation process was all inclusive and participatory involving key stakeholders that included; the county departments and agencies, the civil society organizations, development partners and the general public. Vital data and information in form of progress reports, statistical abstracts existing government policies strategies at both National and County level and surveys were utilized. Information and memoranda were received from the Public through public consultations held in all the twenty-five wards and the county website. The Kenya Institute for Public Policy Research Analysis (KIPPRA) capacity built sector players on the CIDP guidelines and shared relevant socio-economic data and information critical in formulation of the plan.

The CIDP technical team prepared a draft which was further subjected to validation by stakeholders, key among them the CECMS, CBEF and community representatives at subcounty levels for further inputs and comments. The final Draft was thereafter shared with the State Department for Planning for review and advice. Finally, the final draft was availed to the cabinet for review and thereafter submitted to County Assembly by the CECM-Finance and Economic Planning for deliberations and approval.

CHAPTER ONE: COUNTY OVERVIEW

1.0 Introduction

This chapter presents the overview of Vihiga County in terms of position, size, and location in the Kenya map, physiographic conditions, natural features, and Administrative and Political units. The chapter further provides a brief overview of the county demographic information as well as the socio-economic information of the county.

1.1 Background

Vihiga County is one of the four counties in the Western Kenya region with its headquarters located in Mbale Town. It borders Nandi County to the East, Kisumu to the South, Siaya to the West and Kakamega to the North. Vihiga is home to different communities originating from diverse parts of Kenya. The four major indigenous sub-tribes that call Vihiga home are the Maragoli, Banyore, Tiriki and the Terik. The Maragoli believed to be largest sub-tribe reside mainly in Sabatia, Vihiga and Hamisi sub-counties. The Tiriki community on the other hand is found in Hamisi sub-county. The Terik is agro-pastoralist indigenous minority community of Kalenjin group resident in what remains of their ancestral land in Hamisi and parts of Sabatia sub-counties. The Banyore sub-tribe group majorly resides in Luanda and Emuhaya sub-counties.

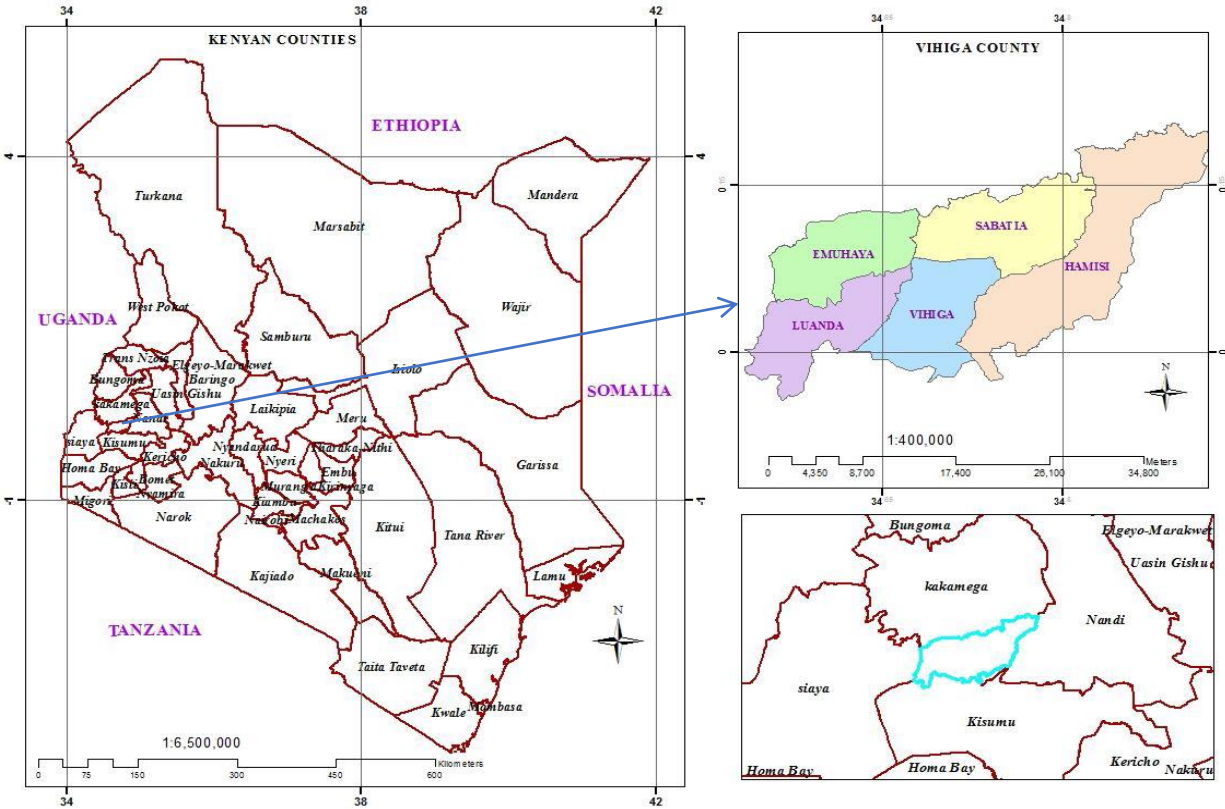
The major activities that drive the county economy are; cottage industries, small scale subsistence farming, Tea farming, wholesale and Retail trade, quarrying and mining. Contributions from the diaspora though significant have not been captured to reflect the external impact of the county economy. Agriculture remains the backstay of the economy of the county with approximately 85% of the inhabitant directly or indirectly depending on the sector.

The critical objective of the devolved system of government as espoused in Article 174(f) of the Kenya Constitution is to promote social economic development. Accordingly, counties are deemed too small units and has to integrate to properly leverage on economies of scale. The Constitution in Article 184(2) has provided framework for inter county integration. Over the last few years integration among counties has emerged. County Governments have mutually formed regional blocs based largely on their historical, political and economic similarities. Vihiga County is a member of Lake Region Economic Bloc (LREB) comprising of thirteen (13) other Counties namely; Kisumu, Migori, Homabay, Nyamira, Kisii, Siaya, Bungoma, Siaya, Kakamega, Vihiga, Busia, Bomet, Trans-Zoia and Kericho. This bloc is expected to spur economic growth within the respective regions through policy harmonization and resource mobilization.

1.2 Position and Size of Vihiga County

Vihiga County is located in the Lake Victoria Basin in Western Kenya region. It lies between longitudes 34°30' and 35°0' east and between latitudes 0° and 0°15' north. The county borders Nandi County to the east, Kisumu County to the south, Siaya County to the west and Kakamega County to the North. The county covers an area of 563.7 km².

Figure 1: Map of Kenya showing the Location of Vihiga County



Source: County Department of Physical Planning

1.3 Physiographic and Natural Conditions

1.3.1 Physical and Topographic features

The county altitude ranges between 1300m and 1800m above sea level. It slopes gently from East to West with undulating hills and valleys. The geographical formation of the County is composed of Kavirondian and Nyanzian rocks notable being the Bunyore and Maragoli Hills. The main rivers and streams are Yala, Esalwa, Erjordan and Egalagoli all draining into Lake Victoria.

1.3.2 Climatic Conditions

Vihiga experiences tropical climate with fairly well distributed rainfall throughout the year with an average annual precipitation of 1900mm. Historical Temperatures range between 14 °C – 32 °C with a mean temperature of 23 °C. Rains are experienced in the months of March, April and May which be wettest while short rains are experienced in the months of September,

1.4.2 County Government Administrative wards by constituency

Vihiga County is divided into five sub-counties, twenty five wards and one hundred and forty sub-locations (villages). Hamisi sub-county has the highest number of wards at seven while Emuhaya sub-county has the least number of wards at three as indicated in table 2.

Table 2: County Government Administrative Wards

Sub County	No. of Wards	No. of Villages
Vihiga	4	31
Sabatia	6	18
Hamisi	7	37
Luanda	5	25
Emuhaya	3	29
Total	25	140

Source: County Government of Vihiga

1.4.3 Political Units (Constituencies and Wards)

There are twenty-five (25) electoral wards and five (5) constituencies in Vihiga County with Hamisi sub-county having the highest number of wards (7) while Emuhaya having the least electoral wards at 3 as shown in the table 3;

Table 3: County's Electoral Wards by Constituency

Constituency	Number of Wards	County Assembly Wards
Vihiga	4	Lugaga/Wamuluma, Central Maragoli, South Maragoli, Mungoma
Sabatia	6	Chavakali, Busali, Wodanga, Sabatia west, N. Maragoli, Lyaduywa/Izava
Hamisi	7	Tambua, Banja, Jepkoyai, Shiru, Muhudu, Shamakhokho, Gisambai
Luanda	5	Luanda Township , Luanda South, Emabungo, Mwibona, Wemilabi
Emuhaya	3	North East Bunyore, Central Bunyore , West Bunyore

Source: IEBC 2022

1.5 Demographic Features

1.5.1 Population Size, Composition and Distribution

The County population count in 2019 was 590013 with a density of 1047 persons/Km² (KNBS Census 2019). Approximately 48% of the population were male while 52 % were female. The population is estimated to grow to 634074 (304869 male, 329205 female) with a density of 1125 persons/Km² by 2027

Table 4 : Population Projections (by Sub-County and Sex)

Sub county	Census (2019)				Projection (2022)			Projection (2025)			Projection (2027)		
	Male	Female	Inte rsex	Total	male	female	total	Male	Female	Total	Male	Female	Total
Emuha ya	46507	50633	1	97141	47781	52000	99781	49088	53443	10253 1	49981	54415	10439 6
Vihiga	45788	49501	3	95292	47043	50838	97880	48329	52248	10057 8	49208	53199	10240 7
Sabatia	62944	68683	1	131628	64669	70537	13520 6	66437	72495	13893 2	67646	73814	14146 0
Luanda	51525	55165	4	106694	52937	56654	10959 1	54385	58227	11261 1	55374	59286	11466 0
Hamisi	76914	82341	3	159258	79021	84564	16358 6	81183	86911	16809 4	82659	88492	17115 1
Total	28367 8	30632 3	12	590013	29145 1	31459 4	60604 4	29942 2	32332 4	62274 6	30486 9	32920 5	63407 4

Source: KNBS 2019

Table 5 : Population Projection by Age cohort

Age cohort	Census (2019)			Projection (2022)			Projection (2025)			Projection (2027)		
	Male	Female	Total	Male	Female	Total	male	Female	Totals	Male	Female	Total
0-4	32,055	32,583	64,638	32933	33476	66409	33834	34391	68225	34450	35017	69466
5--9	38,867	39,257	78,124	39932	40333	80265	41024	41436	82460	41770	42189	83960
10-14	43,681	43,978	87,659	44878	45183	90061	46105	46419	92524	46944	47263	94207
15-19	37,459	36,461	73,920	38485	37460	75945	39538	38485	78023	40257	39185	79442
20-24	20,885	22,194	43,079	21457	22802	44259	22044	23426	45470	22445	23852	46297
25-29	14,657	17,859	32,516	15059	18348	33407	15470	18850	34321	15752	19193	34945
30-34	14,932	18,485	33,417	15341	18991	34333	15761	19511	35272	16047	19866	35913
35-39	13,306	14,471	27,777	13671	14868	28538	14044	15274	29319	14300	15552	29852
40-44	12,376	13,716	26,092	12715	14092	26807	13063	14477	27540	13300	14741	28041
45-49	10,608	11,408	22,016	10899	11721	22619	11197	12041	23238	11400	12260	23661
50-54	8,841	10,723	19,564	9083	11017	20100	9332	11318	20650	9501	11524	21025
55-59	8,302	10,600	18,902	8529	10890	19420	8763	11188	19951	8922	11392	20314
60-64	8,195	9,798	17,993	8420	10066	18486	8650	10342	18992	8807	10530	19337
65-69	6,959	8,137	15,096	7150	8360	15510	7345	8589	15934	7479	8745	16224
70-74	5,582	6,180	11,762	5735	6349	12084	5892	6523	12415	5999	6642	12641
75-79	3,027	4,297	7,324	3110	4415	7525	3195	4535	7730	3253	4618	7871
80+	3,940	6,173	10,113	4048	6342	10390	4159	6516	10674	4234	6634	10868
N/S	6	3	9	6	3	9	6	3	9	6	3	10
Total	283,67 8	306,32 3	590,00 1	29145 1	31471 6	60616 7	29942 2	32332 4	62274 6	30486 9	32920 5	63407 4

Source: KNBS 2019

Planning and managing effectively the needs of current and future generations requires knowledge about population dynamics (size, age-structure, distribution, characteristics and growth rate) today and in future including their nature of change over time. In line with in the spirit Global Sustainable Development Goals (SDGs) of ‘leaving no one behind’, it is essential that data for planning, implementation and monitoring be disaggregated to differentiate levels to include hidden population groups as shown in table 5.

Table 6 : Population Projections by Urban Area

URBAN CENTRES	2019 Census			2022			2025			2027		
	M	F	T	M	F	T	M	F	T	M	F	T
LUANDA	6354	6963	13319	6528	7154	13681	6707	7349	14056	6828	7483	14311
MBALE	8263	9141	17404	8489	9391	17880	8721	9648	18370	8880	9823	18703
CHAVAKALI	6073	6601	12674	6239	6782	13021	6410	6967	13377	6526	7094	13620
MAJENGO	5785	6128	11913	5943	6296	12239	6106	6468	12574	6217	6585	12802
SHAMAKHOKHO	2564	2853	5417	2634	2931	5565	2706	3011	5718	2755	3066	5821
JEPTULU	3002	3091	6094	3084	3176	6260	3169	3263	6431	3226	3322	6548
SEREM	1923	2061	3984	1976	2117	4093	2030	2175	4205	2067	2215	4281
TOTAL	33964	36838	70805	34894	37846	72740	35848	38882	74730	36500	39588	76088

Source: KNBS 2019

Vihiga County continues to experience urbanization attributed to increasing rural-urban migration and overall growth in population. Emerging urban centres include; Marengo, Mbale, Chavakali, Jeptulu, Luanda and Serem with an estimated population of 70805 and projected to grow to 76088 in 2027. The increasing population in the urban areas necessitate integrated planning for improved provision of requisite services such as housing, sewerage systems, solid waste management, health, education and other social amenities as shown in table 6

1.5.2 Population density and distribution

According to 2019 Census, the County Population density was 1047 persons per Km² and is projected to increase to 1125 by the year 2027. At the end of the plan period Luanda Sub County is projected to have the highest density at 1360 persons per square kilometer followed by Sabatia- 1270, Emuhaya-1173, Vihiga- 1137, and Hamisi-1089. The high population density continues to pose negative impact on the natural resources including land, forests and wetlands as well as constrains to efficient delivery of essential public services.

Table 7 : Population distribution and density by Sub-County

	2019 (Census)			2022 (Projection)		2025 (Projection)		2027 (Projection)	
Sub county	Area(km2)	Population	Density	Population	Density	Population	Density	Population	Density
Emuhaya	89	97141	1091	99781	1121	102531	1152	104396	1173
Vihiga	90.1	95292	1058	97880	1086	100578	1116	102407	1137
Sabatia	111.4	131628	1181	135206	1214	138932	1247	141460	1270
Luanda	84.3	106694	1265	109591	1300	112611	1336	114660	1360
Hamisi	157.2	159241	1013	163604	1041	168079	1069	171136	1089
*Kakamega Forest	31.7	17	1	18	1	18	1	18	1
Total	563.7	590013	1047	606044	1075	622746	1105	634074	1125

Source: KNBS 2019

1. Sabatia Sub-County

Ward	Census(2019)			Projection (2022)			Projection(2025)			Projection(2027)		
	Male	Female	Total	Male	Female	Total	Male	Female	Total	Male	Female	Total
Total	62944	68683	131627	64669	70565	135234	66437	72495	138932	67646	73814	141460
North Maragoli	8891	9708	18599	9135	9974	19109	9384	10247	19631	9555	10433	19988
Wodanga	9346	10288	19634	9602	10570	20172	9865	10859	20724	10044	11057	21101
Busali	10972	12204	23176	11273	12538	23811	11581	12881	24462	11792	13116	24907
Isava/Lyadyuwa	13277	14354	27631	13641	14747	28388	14014	15151	29165	14269	15426	29695
Sabatia West	10632	11505	22137	10923	11820	22744	11222	12144	23366	11426	12364	23791
Chavakali	9826	10624	20450	10095	10915	21010	10371	11214	21585	10560	11418	21978

2. Vihiga Sub County

Ward	Census (2019)			Projection (2022)			Projection (2025)			2027		
	Male	Female	Total	male	Female	Total	male	Female	Total	Male	Female	Total
Mungoma	9,454	10,378	19,834	9713	10662	20375	9979	10954	20933	10160	11153	21313
South Maragoli	9,821	10,511	20,333	10090	10799	20889	10366	11094	21460	10555	11296	21851
Central Maragoli	11,830	12,515	24,345	12154	12858	25012	12487	13210	25696	12714	13450	26164
Lugaga/Wamulu ma	14,683	16,097	30,780	15085	16,538	31,623	15,498	16,990	32,488	15,780	17,300	33,080
Total	45,788	49,501	95,292	47043	50857	97900	48329	52248	100578	49208	53199	102407

3. Luanda Sub County

Ward	Census (2019)			Projection (2022)			Projection (2025)			Projection (2027)		
	Male	Female	Total	male	Female	Total	Male	Female	Total	Male	Female	Total
Luanda township	8,342	8,806	17,148	8571	9047	17618	8805	9295	18100	8965	9464	18429
Luanda South	10500	11181	21681	10788	11487	22275	10788	11802	22589	11284	12016	23301
Emabungo	11195	12080	23275	11502	12411	23913	11502	12750	24252	12031	12982	25014
Wemilabi	11573	12719	24,922	11890	13068	24958	11890	13425	25315	12438	13669	26107
Mwibona	9,915	10,383	20,298	10187	10667	20854	10187	10959	21146	10656	11159	21814
TOTAL	51,525	55,169	107,324	52937	56681	109617	53171	58231	111402	55374	59290	114664

4. Emuhaya Sub County

Ward	Census (2019)			Projection (2022)			Projection (2025)			Projection(2027)		
	Male	Female	Total	Male	Female	Total	Male	Female	Total	Male	Female	Total
Central Buyore	15,720	16,733	32,453	16151	17191	33342	16592	17661.68	34254	16894	17983	34877
West Bunyore	16,510	18,038	34,548	16962	18532	35495	17426	19039.11	36465	17743	19385	37129
N.E Bunyore	15729	17078	32807	16160	17546	33706	16602	18025.83	34628	16904	18354	35258
Total	47,959	51,849	99,808	49273	53270	102543	50621	54727	105347	51542	55722	107264

5. Hamisi Sub-County

Ward	Census 2019			Projection 2022			Projection2025			Projection (2027)		
	Male	Female	Total	Male	Female	Total	Male	Female	Total	Male	Female	Total
Gisambai	10,547	11,369	21,917	10836	11681	22516	11132	12000	23132	11335	12218	23553
Jepkoyai	10,516	11,361	21,877	10804	11672	22476	11100	11992	23091	11302	12210	23511
Banja	11,396	12,418	23,814	11708	12758	24467	12028	13107	25136	12247	13346	25593
Tambua	9,568	10,185	19,753	9830	10464	20294	10099	10750	20849	10283	10946	21229
ShamakhoKho	14,194	15,437	29,632	14583	15860	30443	14982	16294	31276	15254	16590	31844
Muhudu	8,766	9,318	18,084	9006	9573	18580	9253	9835	19088	9421	10014	19435
Shiru	11,914	12,249	24,164	12240	12585	24825	12575	12929	25504	12804	13164	25968
Total	76,901	82,337	159,241	79008	84593	163601	81169	86907	168076	82646	88488	171133

1.5.3 Population Projection by Broad Age Groups

People of different age groups have different characteristics and different needs for their livelihoods, health, education etc. Moreover, age composition is a major determinant in implementation of age-specific programmes in the county as illustrated below;

Under 1 year: Under one year population is projected to be 12,474(6,071 male and 6,404 female) in 2022 accounting for 2.1 per cent of the total population. The population is projected to increase to 13,048(6,350 male and 6,698 female) at the end of plan period (2027). The infants are vulnerable to illnesses that are preventable. Incidences of morbidity and infant mortality can be reduced with scaled up interventions such as immunization, proper nutrition and advocacy on use of LLITNs.

Under 5 years: This segment of the population includes pre-primary school age. They are projected to be 66,407 (32,932 males and 33,475 females) in 2022 and 69,464(34,448 males and 35,015 females) in 2027. Policies need to be put in place addressing the nutritional needs, Care giving and Early Year learning that emphasizes on holistic development of a child.

Primary school going (6-13 years): The population for this age group is projected to be 129,454 (68,660 males and 60,794 females) in 2022 and 135,412(71,820 males and 63,592 females) in 2027. Investment in the Competence based curriculum implementation need to be prioritized, sustaining the Education for All (EFA) policy as well as the deepening sanitation programmes, upscale nutrition and reproductive health education.

Secondary school going (13-19 years): The school-going/teenage population is projected to grow to 111,943 (56,363 males and 55,581 females) in 2022 and 117,095(58,957 males and 58,139 females) in 2027.This is critical age of self-awareness and strategic focus should be put on programmes modelling the personality, nurturing talents and fostering national values and ethos. Up-scaling Free Primary and secondary Education while guaranteeing relevance and quality should be pursued.

Youth population 15-29 years: The youth population is projected to grow to 153,607 (74,999 males and 78,608 females) in 2022 and 160,677 (78,451 males and 82,226 females) in 2027. The increase in youth population may be a dividend to economic growth if effective targeted policies are put in place. Efforts need to be put on life skills development, financial literacy and entrepreneurial training as well behavioral coaching and attitude change programmes.

Women of reproductive age 15-49: Population of women of reproductive age is projected to grow from 138,278 in 2022 to 144,642 in 2027 respectively. Analysis of this age group is critical in addressing reproductive health issues, population planning and child care. Policies such as family planning, up-scaling Maternal and child health cares need to be intensified.

Economically Active (15-64 year): This is the active population. The population is projected to grow from 323,905 (153,654 males and 170,251 females) in 2022 to 338,813(160,726 males and 178,086 females) in 2027. This population is critical as it forms the labor force. Effective policies on employment and job creation need to be pursued. More investment needs to be directed to the productive sectors which will increase aggregate demand thus stimulating the economy. Ultimately, the high burden of poverty will be addressed

Table 8 : Population Projections by Broad Age Cohort

Age Group	Census 2019			Projection (2022)			Projection 2025			Projection (2027)		
	M	F	Total	M	F	T	M	F	T	M	F	T
Infant Population (<1 Year)	5,909	6,233	12,142	6071	6404	12474	6237	6579	12816	6350	6698	13048
Under 5 population	32,055	32,583	64,638	32932	33475	66407	33834	34391	68224	34448	35015	69464
Pre-School(3-5Years)	21,005	20,655	41,660	21580	21220	42800	22170	21801	43972	22573	22197	44770
Primary School(6-13 years)	66,831	59,174	124,724	68660	60794	129454	70539	62457	132996	71820	63592	135412
Secondary School(13-19)	54,861	54100	108961	56363	55581	111943	57905	57102	115007	58957	58139	117095
Youth(15-29 Years)	73,001	76514	149515	74999	78608	153607	77051	80759	157811	78451	82226	160677
Women of reproductive age(15-49)		134,594	134,594		138278	138278		142062	142062		144642	144642
Economical active Population(15-64)	149561	165715	315276	153654	170251	323905	157859	174910	332769	160726	178086	338813
Age 65+	19,508	24,787	44,295	20042	25465	45507	20590	26162	46753	20964	26637	47602

Source: KNBS 2019

1.5.4 Population of Persons with Disability

Integrating disability issues in development will lead to improved governance issues and equitable access to economic opportunities. Table 9 shows population of persons with disability by sub county type and sex in the county.

Table 9 : Population of Persons with Disability by Sub County Type and Sex

Type Sub County	Hearing			Speech			Visual			Mental			Physical			Self-care		
	M	F	T	M	F	T	M	F	T	M	F	T	M	F	T	M	F	T
Emuhaya	287	408	695	206	183	389	533	820	1,353	427	738	1,165	700	1,176	1,876	229	263	492
Vihiga	220	280	500	193	163	356	476	714	1,190	288	560	848	623	1,145	1,768	186	268	454
Sabatia	209	303	512	219	182	401	465	685	1,150	332	521	853	612	1,080	1,692	248	315	563
Luanda	286	394	680	256	156	412	617	880	1,497	425	601	1,026	738	1,181	1,919	222	217	439
Harnisi	309	491	800	246	241	487	691	1,052	1,743	461	786	1,247	846	1,529	2,375	281	370	651

1.5.5 Demographic Dividend Potential

The demographic dividend is a temporary opportunity for faster economic growth that begins when fertility rates fall, leading to a larger proportion of working-age adults and fewer younger dependents. It occurs when a falling birth rate changes the age distribution so that fewer investments are needed to meet the needs of the youngest age groups and resources are released for investment in economic development and family welfare. Vihiga County has a relatively youthful population as shown in table above. About 2 in 5 people in the county is a child less than 15 years. This has a huge burden on county resources because a considerable proportion has to be invested in child education, health, and nutrition leaving little for investment into agriculture, business and industry.

Thus, to realize the demographic dividend for the county key focus should be placed on health, education, economy and governance of the county that directly affect the youth. On Health there is need to sensitize the community on the importance of family planning, establish youth friendly centres, provide sanitary towels to school girls and conduct community health education for instance, hygiene and sanitation. With regard to education, special focus should be put to promote the education of the girl child as it will contribute to lower fertility rates and results in stronger human capital among the workforce and greater economic security for the county, enforce the law directed at those selling alcohol to youth under 18 years of age, increase bursaries to the poor students to enable them get the basic education and continue establishing learning centres for students with special needs and equip the already existing ones. To address economic issues, prioritize establishing career centres where students can learn about their skills, interests and career mentorship, integrate entrepreneurship skills in the training programmes of all TVET institutions for self-employment in both the formal and informal sectors of the economy and sensitize the young people in the county about interventions and programmes addressing youth employment in the county. On governance, there is need to strengthen the Nyumba Kumi initiative that helps in matters of security at community level, deploy more police officers and expand the existing police infrastructure so as to serve a larger population in the county, address tribalism and corruption and criminal cases be dealt with justly and promptly and Involve youth in project and programmes design

and implementation process. The demographic dividend potential for the county is depicted in table 10.

Table 10: Demographic dividend potential

Category	2019	2023	2024	2025	2026	2027
Population Size	590,001	625,765	631,045	636,325	641,126	645,928
Population below 15 (%)	39.1	34.2	34.0	33.7	33.5	33.3
Population 15 – 64 (%)	53.4	57.5	57.8	58.0	58.3	58.6
Population above 65 (%)	7.5	8.3	8.3	8.2	8.2	8.1
Dependency Ratio	87.1	74.0	73.1	72.3	71.5	70.7
Fertility Rate	3.5					

Source: KNBS 2019

1.6 Human Development Index (HDI)

The Human Development Index (HDI) is a summary measure of average achievement in key dimensions of human development; a long healthy life, being knowledgeable and have a decent sustainable production life. The County government recognizes HDI as a catalyst in productivity, empowerment, cooperation and security. Consequently, efforts have been made to improve the composite dimensions of human development: living a long and healthy life (measured by life expectancy), being educated (measured by adult literacy and enrolment at the primary, secondary and tertiary level) and having a decent standard of living (measured by purchasing power parity and per capita income).

Accordingly, substantial investments have been made towards achieving improved life expectancy, increased knowledge and skills development and enhanced food and nutrition security. The county HDI is 0.5003 compared to the national HDI of 0.52. This is a drop of 9.3 % from the 2013 county HDI of 0.5516. The County’s life expectancy is 65.5 years compared to national average of 66.5 years. The infant mortality in the county is estimated at 32.2/1000 against a national average of 31.7/1000. The County adult literacy level stands at 93.8 % as compared to national figure of 78 %. The primary school Gross Enrolment Rate (GER) was 116 % whereas the Secondary school GER is 48.5 % compared to the national figures of 103.6 % and 62.9 % respectively. The Maternal Mortality Rate (MMR) is at 393/100,000, compared to national’s 362/100,000. The County poverty level is at 39 % compared to national’s 45%. This is a decrease of 2 % from the previous planning period 2013-2017. The reduction of poverty level is attributed to various interventions by both County and National Governments such as: NG-CDF, Poverty Eradication Fund, Uwezo Fund, Cash Transfer, and the Vihiga County Community Empowerment Fund among others. The HIV/AIDs prevalence rate in the County was estimated at 4.7% in 2022 against a national average of 5.6%. This affects virtually all the aspects of the HDI.

The Youth Development Index (YDI) is a composite measure of youth development which is an important measure of HDI. This measures youth participation in politics, development and their productivity among other spectres of life. Vihiga YDI is currently at 0.56, a 0.025-point drop from the 2013 YDI of 0.535. The national YDI stands at 0.56.

The County therefore needs to integrate its plans and programmes with development stakeholders including the National Government, Civil society, national and international development partners as well as private sector to ensure sustainable improvement of the County’s HDI.

CHAPTER TWO: PERFORMANCE REVIEW OF THE PREVIOUS CIDP 2018-2022

2.0 Overview

This chapter presents the performance review of the CIDP 2018-22 outlining the analyses in terms of revenue and expenditure, and key programme outcomes. The section also highlights key challenges and lessons learnt in the implementation of the plan.

The 2018-2022 CIDP was premised on strategic focus areas for socio economic growth that included; good governance; public sector reforms and transformations; educated, skilled and knowledgeable society; healthcare delivery systems with focus on the universal health care; energy; access to clean and safe water and sanitation services; promotion of local enterprise focusing on MSMEs; enhanced partnerships and collaborations for inclusive and sustainable developments; reliable transport and communication infrastructure network ; sustainable management and conservation natural resources; increased agricultural production and productivity; security, peace building and promotion of a cohesive and just society; enhanced public participation and civic engagements.

2.1 Analysis of the County Revenue Sources

This section provides annual projected revenues versus actual receipts within the period under review. From the analysis of revenue projections and actual receipts, the County Government of Vihiga relied only on five revenue sources namely; Own source revenue, equitable share, conditional grants and unspent balances during the plan period. Conditional grants from both GOK and development partners didn't meet their respective projections during the period under review. Own source revenue fell below the projection in financial year 2019/20 and 2020/21 due to the COVID-19 pandemic that led to suspension of collection revenue in some streams. However, the projection was surpassed in FY 2021/2022 due to enforcing stringent measures and widening the revenue collection streams. An analysis of revenue projection verses actual revenue is as outlined in table 11.

Table 11: Analysis of County Revenue Sources

Revenue Stream	Revenue Projection					Actual Revenue				
	Year 1 2017/18	Year 2 (18/19)	Year 3 (19/20)	Year 4 (20/21)	Year 5 (21/22)	Year 1 (17/18)	Year 2 (18/19)	Year 3 (19/20)	Year 4 (20/21)	Year 5 (21/22)
a) Own Source Revenue	220,000,000	153,669,000	193,735,799	216,096,587	232,658,877	145,195,524	174,185,826	145,622,622	165,894,340	240,890,593
b) Equitable Share	4,409,200,000	4,458,800,000	4,652,550,000	4,652,550,000	5,067,356,827	4,409,200,000	4,458,800,000	4,252,430,700	5,052,669,300	4,661,968,278
c) Conditional grants (GOK)	258,932,593	302,736,783	459,516,307	458,280,055	292,910,012	186,495,116	171,569,667	433,790,104	150,084,944	-
d) Conditional grants (Development Partners)	180,746,519	753,085,766	1,227,139,843	829,443,878	725,383,927	142,903,996	409,819,952	516,762,277	475,131,875	493,623,267
e) Other sources unspent	496,935,453	1,334,282,423	422,088,828	428,177,728	90,568,796	496,935,453	1,334,282,423	422,088,828	428,177,728	90,568,796

Revenue Stream	Revenue Projection					Actual Revenue				
	Year 1 2017/18	Year 2 (18/19)	Year 3 (19/20)	Year 4 (20/21)	Year 5 (21/22)	Year 1 (17/18)	Year 2 (18/19)	Year 3 (19/20)	Year 4 (20/21)	Year 5 (21/22)
balances										
Total	5,565,814, 565	7,002,573, 972	6,955,030, 777	6,584,548, 248	6,408,878, 439	5,380,730, 089	6,548,657, 868	5,770,694, 531	6,271,958, 187	5,487,050, 934

2.2 County Budget Expenditure Analysis

The County Expenditure Analysis report brings together recent out-turn in terms of budget allocations versus actual budget, and expenditure performance by sector during the period under review. Noteworthy, public Infrastructure and health services have been the biggest drivers in the growth of spending over the last five years as shown in table 2. In addition, public sector wages account for about a third of the annual budgets. This notwithstanding Further review of staff pay and pending recruitment of critical staff in various sectors may further aggravate the situation. Overtime the County Assembly and Departments of Public Service realized highest absorption of 87.1 and 86.4 percent respectively. On the other side Department of Physical Planning, Land and Housing and Department of Agriculture, Livestock, Fisheries and Cooperatives had lowest absorptions of 45.6 and 54.1 percent respectively. This was attributed to delays in donor funding due to conditionals especially on development component. Overall, the County Government of Vihiga had an absorption rate of 73.6 percent over the plan period. Non-absorption of the entire budget was attributed to delays of release of funds by the National Treasury, Covid-19 pandemic that disrupted implementation of planned activities, transition period of FY 2017/18, delays in release of conditional grants that formed larger part of the development budget and a court case that delayed implementation of the 2021/2022 financial year budget. A summary of the analysis is as outlined in table 11.

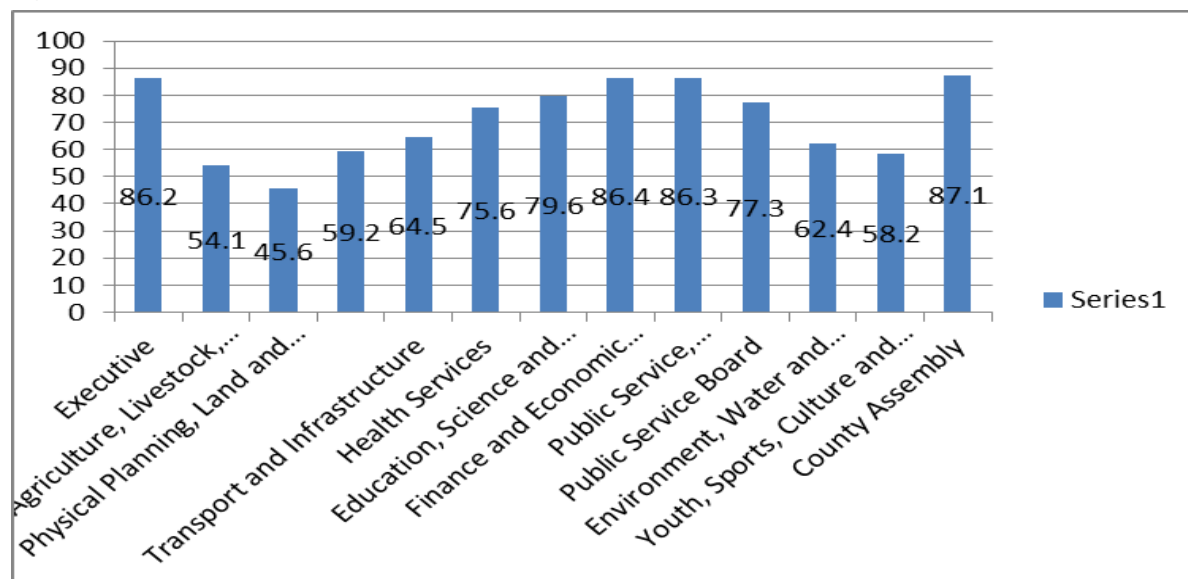
Table 12: Analysis of total Budget allocations Vs Expenditures by sectors

Sector	Total Budget Allocation (Ksh in millions)	Total Expenditure (Ksh in millions)	Variance	Absorption rate (%)	Remarks
Executive	1,593,861,225	1,374,308,714	219,552,511	86.2	
Agriculture, Livestock, Fisheries and Cooperatives	2,738,096,017	1,480,147,793	1,257,948,224	54.1	Absorption was average due to delays in release of NARIGP and ASDSP funds
Physical Planning, Land and Housing	1,807,563,691	824,972,358	982,591,333	45.6	Delay in release of KUSP funds
Trade, Industry, Tourism and Entrepreneurship	755,168,320	446,950,817	308,217,503	59.2	Delayed release of funds
Transport and Infrastructure	3,048,080,076	1,967,028,080	1,081,051,996	64.5	Delayed release of funds
Health Services	8,317,403,010	6,291,094,981	2,026,308,029	75.6	Delayed release of

Sector	Total Allocation (Ksh in millions)	Budget (Ksh in millions)	Total Expenditure (Ksh in millions)	Actual (Ksh in millions)	Variance	Absorption rate (%)	Remarks
							funds
Education, Science and Vocational Training	2,977,120,842		2,369,933,257		607,187,585	79.6	Delayed release of funds
Finance and Economic Planning	3,296,669,838		2,848,019,233		448,650,605	86.4	Delayed release of funds
Public Service, Administration and Coordination of County Affairs	2,334,579,130		2,014,303,747		320,275,383	86.3	Delayed release of funds
Public Service Board	241,926,855		187,045,174		54,881,681	77.3	Delayed release of funds
Environment, Water and Natural Resources	1,224,066,426		763,696,445		460,369,981	62.4	Delayed release of funds
Youth, Sports, Culture and Social Services	948,651,657		551,795,558		396,856,099	58.2	Delayed release of funds
County Assembly	3,256,019,234		2,836,216,899		419,802,335	87.1	Delayed release of funds

Source: County Treasury

Figure 3 : Absorption rates by department



2.3 Sector Programmes Performance Review

2.3.1 Agriculture, Rural and Urban Development

The long-term objective of the agriculture, livestock and fisheries sub-sectors is to increase agriculture production and productivity, value addition and market access for enhanced food and nutrition security. The 2018-22 CIDP recognized the sector as a major driver of food security and rural development. The sector envisioned an innovative, commercially-oriented Agriculture through promotion of competitive agriculture, crops, livestock, fisheries and growth of a viable Cooperative movement, and sustainable land and forestry resources management.

Crops Production

In the planned period, the agriculture sector targeted to increase crop productivity. Maize productivity increased from 8 to 15 bags per acre against a target of 14 bags per acre. This achievement was mainly attributed to upscaled use of organic fertilizer, certified seeds, and agrochemicals for army worm control, complemented by improved farmer education and extension services. Similarly, there was remarkable improvement in the local market share of locally produced products by 30% against a target of 25% in the plan period. The boost was mainly occasioned by increased investment by the NARIGP and the ASDSP capacity building programmes in the, banana, African leafy vegetables, and sweet potatoes value chains.

Livestock Production

During the plan period, the livestock sub- sector targeted to increase milk productivity from 1.5 litres per cow to 6 litres. At the end of the period, the sector achieved on average productivity of 3.5 litres per cow. This achievement was partially attributed to intervention programmes on animal breeding undertaken by the county government that included; distribution of high-quality breeds 435 in -calf heifer; provision of 41 kgs of Bracharia seeds, 192 kgs of boma Rhodes and 10 kg of desmodium legumes seeds to dairy farmer groups.

Similarly, poultry farming realized significant rise with households practicing improved poultry breeds increasing from 12 % in 2017 to 30 % in 2022. The County government has continued implement programmes geared towards the promotion of poultry farming including distribution of 13,175 chicks and 10 incubators to farmers groups leading to the improvement of the local poultry value chain by 30%.

During the period apiculture (beekeeping) increased by 15%. The government distribution of 6 bee kits,8 centrifuges and 100 langstroth beehives in the county resulting to increased honey and other bee products by 10%

Fisheries Development

The 2018-22 CIDP objective of the fisheries sub-sector was to increase fish production and productivity in the the county. Accordingly, Mwitoko fish farm was transformed into a Fish Hatchery and Aquaculture Training Centre through construction of 26 new nursery ponds with capacity of producing 250,000 fingerlings annually as well as rolling out a stimulus program benefitting 1,200 fish farmers within the County. At the end of the review period, 176 fish farmers had directly benefitted from the program against a target of 150 farmers.

Veterinary Services

Other achievements in the agriculture sub-sector include improvement of safe meat through the completion and operationalization of Mukhakhala and Serem slaughter houses; reduction in animal diseases by 20 % against a target of 15% attributed to mass vaccination of 207,286 cattle, 12,759 goats, 2,591 sheep 2,513 dogs against major diseases including foot and mouth disease, lumpy skin disease, anthrax and rabies. In addition, 30,489 cattle were artificially inseminated to improve animal quality and productivity.

Co-operative Development

The CIDP priorities for the co-operative sub-sector was to Revitalize cooperative movement and increase active membership of cooperatives by 10% annually; increase and sustain the average market share of agro-commodity cooperatives; promotion of value addition and marketing of horticultural crops bananas and avocado; increased savings mobilization through SACCOs, Chamas and other forms of co-operatives and increased growth in direct and indirect investments within the cooperative movement. During the 2018-22 plan period the County Government in partnership with the national government supplied two milk coolers to Gambogi Equator Dairy and Gimomoi CBO to enhance value addition in dairy farming. Similarly, several farmer groups extension services and capacity building were undertaken in selected value chains through the Agricultural Sector Development Programmes (ASDP).

Agriculture production and productivity however continue to be constrained by a number of factors including high cost of input, poor livestock husbandry, limited extension services, over-dependance on rain-fed agriculture, market access, climate, declining soil fertility, limited application of modern farming technologies among others.

2.3.2 Physical Planning, Lands, Housing & Urban Development

During the plan period 2018-22, Physical Planning, Lands, Housing & Urban Development Sector endeavored to institute legal and institutional reforms to promote Efficient, sustainable and equitable management of land as well as promote the physical planning, sustainable urban development and access to decent and affordable housing. Key reforms undertaken included; development of Vihiga County Physical Planning Act; Kaimosi/Cheptulu local physical development plan; Luanda town physical development plan, establishment of the Vihiga Municipality and operationalize its objectives through the Vihiga Municipal Board, Modernization of land registry by the National Government; land banking for public utilities including land for the establishment of KSG Vihiga campus; established the Geospatial Technology Services (GTS)Laboratory for enhanced land mapping as well as rational resource planning and decision making, Acquisition of survey equipment hence enabling surveying and mapping of public land; De-gazettement of part of Kibiri forest for the Shiru/Shaviringa settlement program; resolved 240 land disputes and Prepared a valuation roll which led to preparation of rates register for the County.

]

Urban development

On urban development and development controls the sub-sector through the Kenya urban Support Programme (KUSP) undertook beautification of towns and market centres such as Mbale, Majengo, Chavakali and Mudete, that included construction of drainage systems and waterways, walkways and pavements, acquired vehicles for garbage collection & disposal and

installation of 16 high mast floodlights; establishment of bio digester waste management system at Mbale Town; and upgraded 2.4km low volume seal tarmac within the municipality.

Housing Services

In regard to housing, the policy thrust was to facilitate access to affordable and adequate housing in sustainable human settlement. Key objective was to promote affordable building technologies and providing enabling framework for partnerships in providing housing. During the plan period an Appropriate Building Technologies Centre was established at Lunyere; acquisition of land at Gisambai for the proposed affordable housing programme; renovation of government buildings including replacement of asbestos roof was undertaken; construction of governor's and deputy governor's residence.

2.3.3 Vihiga Municipality

The Vihiga Municipal Board achievements during the period under review included: Beautification of County Headquarter link-road and installation and commissioning of seven (7) 20meter, and eight (8) 30m monopole high mast floodlights; Fabrication and installation of garbage bins within the Municipality; Purchase of a 10 ton Exhauster Truck, a 10 ton skip loader and a 10 ton garbage compacting truck for waste management; Construction of access roads, footpaths and side drains; upgrading of 2.7KM of Mbale-Tsimbalo-Munoywa road to bituminous standards; Construction of access roads, footpaths and side drains at Majengo, Chavakali & Mudete urban centres; and setting up structures for the municipality through Institutional Grant & undertaking appraisal and planning for Luanda Municipality and Kaimosi – Cheptulu Municipality.

2.3.4 Infrastructure and ICT

The sector targeted to improve road network coverage from 70% to 90% but achieved 85% through opening up of 543 KM of road while maintaining and rehabilitating 320KMs of road. The sector improved road connectivity by increasing number of bridges and river crossings constructed from 15 in 2017 to 46 in 2022. On upgrade of roads to bituminous standards increased from 191 Kms of up to 206 Kms. The upgraded roads included: 2.8KM of the Mbale –Munoywa road tarmacked under Kenya Urban Support Programme KUSP, Gisambai-Shamakhokho, Ekwanda –Luanda- Esirulo, Magada –Bukuga, Ebusyubi –Epuche-Esiandumba roads under KeRRA.

Other notable sector achievement were improvement of roadside infrastructure; 3 No. Eco-toilets, 8No. Market sheds, and paving & fencing of Gambogi and Majengo market by COVEC and KENHA, Establishment of a mechanical unit at Manyatta, Firefighting and rescue unit complete with 10,000 liters Firefighting engine, a Rapid Response Vehicle and staff, in collaboration with Rural Electricity Authority (REA), installed 46 High mast flood lights across the county. Despite the fore mentioned achievements the infrastructure sector faced several challenges that inhibited effective and efficient implementation of planned objectives that included; adverse effects of climate change, heavy rains that hampered progress of projects and limited capacity of contractors among others.

2.3.5 General Economic and Commercial Affairs

Key achievements realized during the period under review include; strengthening of institutional framework through formulation of policies and regulations such as the Vihiga Trade and Market Management Act 2019, Vihiga Trade and Enterprises Fund Act; Vihiga Weights and Measures Act 2019, Weights and Measures Regulations, the establishment of 25 market committees. Other achievement were expansion of market infrastructure and amenities where eight number major Markets were upgraded and modernized against a target of five; twenty five other markets across the county were also improved through construction of market stalls and sheds, toilets and latrines and fencing.

On tourism development, the subsector aim was to position Vihiga among the top tourism destination in the Western Kenya circuit. Accordingly, five potential tourist sites were mapped and secured to boost tourism investments. Similarly, tourist class hotels increased from two in 2017 to five in 2022.

To promote industrialization the sector entered into strategic partnership with the National Government-Special Economic Zone Authority in Securing 30 hectares of land in Kaimosi as Exclusive Economic Zone to promote export processing. In collaboration with Ministry of Mining undertook preliminary feasibility studies towards establishing granite factory in Emuhaya Sub- County.

Other noteworthy achievements included; organization of the Vihiga investment conference that attracted 3,000 investors; support to 1,375 MSMEs through trade enterprise fund, mapping and registration of 30,000 traders to tap into existing trade opportunities, support bodaboda industry through construction of 37 sheds, facilitated training and issuance of license to 1,250 riders.

The sector however encountered constraints and challenges that hindered achievement of targets. The challenge was the COVID-19 pandemic, multiple taxes on traders, high cost of land, access to credit, limited value addition and effects of climate change on agro-businesses.

2.3.6 Education sector

The overall goal of the education sector is to provide holistic and quality education and training for all. Accordingly, the CIDP 2018-2022 identified various strategic programmes and projects toward that included expansion of education infrastructure, human resource development and expansion of education support programmes.

Vocational Education and Training

During the plan period 2018-2022, enrolment in vocation education and training increased from 2901 (Male 1,953, Female 948) in 2017 to 5,674 (Male 3,495, Female 2,179) in 2022. This is attributed to increase in number of registered of VTCs from 18 in 2017 to 34 in 2022, the introduction of capitation that benefitted 5,674 trainees, and provision of modern instructional tools and equipment.

Pre-primary Education

During this period enrolment in Pre-Primary schools (ECDE) increased from 40,430 (Girls 20,174, Boys 20,256) in 2017 to 44,638 (Girls 22,274, Boys 22,364) in 2022. The improvement in enrolment in ECDE can be attributed to improved access due to the expansion of ECDE infrastructure saw the number of ECDE centres increasing from 852 in 2017 to 930 in 2022; employment of 824 ECDE teachers thus improving teacher pupil ratio from 1:57 in 2017 to 1:54 in 2022.

Primary and Secondary Education

Similarly, enrolment in primary schools increased from 146,323 in 2017 to 157,917 (Male 79,744, Female 78,173) in 2022 with gender parity of 1:1. The increase in enrolment was attributed to the government's compulsory and free primary education policy. However, the number of primary schools reduced from 475 in 2017 to 455 in 2022 owing to government policy on unregistered schools. On staffing, there are 4,077 Primary School teachers (Male 1,900 Female 2,177) with teacher pupil ratio improving to 1:38 in 2022 from 1:44 in 2017

On secondary education, enrolment improved from 68,516 (Male 30,793, Female 37,723) in 2017 to 82,700 learners (Male 37,082 Female 45,618) while the number of teachers increased from 2,047 in 2017 to 2,511 (Male 1,463 Female 1,048) in 2022 depicting a gender ratio of 1:1. The number of secondary schools increased from 157 in 2017 to 164 in 2022. Adult learning centres increased to 70 institutions, whilst enrolment increased by 15% from 660 in 2017 to 759 in 2022. In the same period the number of tertiary institutions increased with teacher training colleges increased to 13 from 2, technical training institutions increased from 1 to 4.

Other notable sector achievements include: the establishment of the Governor's Scholarship program that support secondary school learners which has since benefited 100 learners in 2019, 220 in 2020, 346 in 2021 and 465 in 2022; expansion of bursary programme supporting 26,979 learners; Upgrading of 5 Vocational Training Centres (Keveye, Solongo, Maseno, Emmukunzi and Kaimosi VTCs) into Centres of Excellence, award of charter to KAFUCO transforming to a fully-fledged University.

Despite the achievements the sector faced several challenges and constraints that included; inadequate and dilapidated infrastructure at all levels of education and training, inadequate number of teachers and trainers in ECDE and vocational training centres with pedagogical skills; low enrolments of female in vocation education and training, limited equipment, tools and instructional materials in learning institutions, low transition and high drop-out rates among learners.

2.3.7 Health Sector

The sector objective is to accelerate the realization of equitable, affordable, accessible and quality health care for all and thereby reduce health inequalities while also reversing the downward trend in some health-related outcomes. Key areas of focus in the CIDP were; improvement of health infrastructure, sustained health technologies and commodities, health financing, institutional framework, human resource in health and strengthening community health strategies. Moreover, these strategies were geared towards building progressive,

responsive and sustainable technologically driven, evidence based and client centered health systems for accelerated achievement of highest attainable standards of healthcare.

Leadership and governance:

On leadership and governance, the health sector enhanced the implementation of the National Health Sector Strategic Plan (NHSSP) by domesticating the policies and strategies at the county level which include; the Ten-year Health Sector Plan (2018-2028), Ten-year Monitoring and evaluation Plan, MNCAH Policy (2018-2030), Laboratory strategic plan (2017-2022), Vihiga county referral hospital strategic plan (2017-2022), FIF Act 2019, RMNCAH Act 2019,AWPs-2017/2018, 2018/2019 and 2019/2020 and the County Nutrition Action Plan (CNAP) 2019-2023

Human Resource for Health

During the period under review the County Increased the number healthcare workers from 798 in 2017 to 1,100 in 2022. During this period the county recruited a total of 343 health workers comprising of 322 technical staff of various cadres, 14 medical officers, 4 health managers and 3 morticians. The Doctor to population ratio increased from 1: 30,000 in 2017 to 1: 20,000 in 2022 while the Nurse to population ratio rose from 1: 1,950 to 1:500 in 2022. On human resource development, series of capacity building programs were undertaken on management, skills development and Specialized training.

Health infrastructure

On health infrastructure, the County attained the 3Km radius to the next health facility surpassing the WHO target of 5 Km. Currently, there are 75 health facilities at different level of care across the county depicting an improvement from 64 health facilities in 2017. Additionally, the county has introduced specialized health services in major health facilities, these include Radiology services, Oncology services, Cardiology services, Renal services, ICU, CT-Scan and blood transfusion centre at the county referral hospital.

Health Financing

Health sector budget recorded an upward trend viz; Kshs. 1,609,556,611 in 2017/2018 financial year to Kshs. 1,810,519,372 in 2022/23. In addition, per capita allocation increased from kshs 2,510 per person in 2017/18 to Kshs 2,986 per person in 22/23. Overly, Health insurance coverage among households increased from 15% to 35 %.

Preventive and Promotive health Services

Child health and Immunization coverage

Full immunization rate of children under-one year old increased from 48.6 % in 2017 to 83 % in 2022. This was attributed to several factors that include; 100% community health coverage, the Ottichilo Care health insurance programme, increased funding, increased partner support, recruitment of additional healthcare workers. Similarly, infant mortality and neonatal mortality reduced from 28.9/1000 and 4.3/1000 in 2017 to 50.0 /1000 and 5, 9/1000 respectively in 2022. The proportion of under fives treated for diarrhea in the county health facilities was 6.3 an increase from 5 in the period 2018 – 2019. This has been attributed to scale of up integrated supportive supervision on, prompt supply of commodities and expendables ie ORS/ZINC

Maternal and Reproductive health

Maternal health indicators show that births attended by skilled health personnel increased from 40.2% in 2017 to 53.6% in 2022. In addition, 4th ANC visits increased from 23.4% in 2017 to 46.2 % in 2022. This significant achievement was the result of several targeted interventions such as the Boresha afya ya mama na mtoto and Linda mama programmes, strengthened community health services, improved funding on maternal child health and sustained advocacy campaigns and education on maternal and reproductive health care. Acquisitions of LEEP and cryotheraphy equipment for management of ca cervix have also led to improvement in maternal and reproduction. During the period two health facilities ie VCRH and Emuhaya sub county hospitals attained the CeMonC status.

Nutrition Interventions

Proportion of pregnant women receiving iron folic supplementation from 12.7% in 2017 to 80.1% in 2022. The proportion of children breastfeeding within one hour has been maintained at above 89%; while the proportion of infants below six months on exclusive breastfeeding has also been on the rise from 67.3% in 2017 to 86.2% in 2022. Vitamin A supplementation has shot above 80% in 2022 from 54.2% in 2017.

Community Health Services

During the period under review scale-up of community health strategies were undertaken in which community Units coverage increased from 89 in 2017 to 145 representing 100% co in 2022. This was mainly attributed to the recruitment of additional 560 Community health volunteers to increase their number 1446 all on a stipend and NHIF by the County government.

HIV/AIDS

The HIV prevalence has reduced from 4.7% in 2017 to 4.1% in 2021. There has been an improvement in the identification of people living with HIV from 74% in FY 2017/2018 to 85% in FY 2021/2022 through Index client testing, Partner notification services, Social networking services and issuance of HIV Self testing kits. Clients currently on ART has increased from 87% to 94% in the two review periods respectively. Based on this, the proportion of patients on ART, who are virally suppressed, improved from 91% in FY 2017/18 to 93% in FY 2021/22. The program has collectively involved combined HIV prevention services which include PrEP Services, Key population programs which focuses on Female sex workers (FSWs), Men have Sex with Men (MSM), People Who Inject with Drugs (PWIDs) and Adolescent and Young Persons (AYPs) programs to combat the increase of new HIV infections.

Tuberculosis (TB)

Tremendous strides have been made on TB management in the county. TB case detection Rate to 119 per 100,000 population, the Cure Rate at 78%, the treatment Success Rate at 82%, the Lost to Follow Up at 9% and the Death Rate at 12% within the county. This has been made possible through capacity building of health care workers and mentorship, increase in access to the diagnostics, Active Case finding, strengthened defaulter tracing mechanisms and increase in treatment sites.

Malaria prevalence

Vihiga county is among the counties within the lake region malaria endemic zone. During the period under review the County made strategic investment towards reducing the prevalence of

malaria, which stood at 27% in 2017 dropping to 9.2% in 2022 (National Malaria Indicator Survey results for the year 2020). Some of the key interventions included but not limited to: Mass distribution of Long lasting insecticidal Net (LLIN), Routine LLIN provision in our MNCH Clinics, enhanced advocacy through social behavior change on adoption and utilization of the malaria preventive strategies, Consistent supply of anti-malaria drugs, enhanced community case management of malaria, training of health workers on malaria case management, mentorship support supervision of health care workers, Larval Source management and Household spraying.

Environmental Health

Environmental health services recorded achievements during the period under review. Latrine coverage improved from 79.6% in 2017/2018 to 93.7% in the 2021/2022. Hand washings facilities also increased from 60% in 2017/2018 to 99% in 2021/2022. This was strengthened by the various strategies put in place to combat Covid -19 epidemic. To improve health in the schools 100% inspections were carried out in all learning institutions and health education was conducted. The targeted inspection of all food premises to improve food quality was achieved 100% of the target. On open defecation free, 100% of the villages were verified but not declared open free.

Curative and Rehabilitative Services

Medical services.

During the period under review, health facility utilization rate increased from 0.68 in the year 2017/2018 to 1.5 in the year 2021/2022, whereas inpatient bed occupancy dropped from 37.5% in the year 2017/2018 to 33.8% in 2021/2022. Curative services were strengthened by provision of additional services that included renal dialysis, cardiology (echocardiography and electrocardiography), oncology and palliative care, ENT, expansion of eye services to include cataract surgery, ICU services, CT scan services and expansion of accident and emergency department at Vihiga County Referral Hospital. In addition, rehabilitation services was targeted at the community based and schools to bridge the gap of available health personnel.

The sector faced several challenges in the course of implementation of the CIDP that included; lack of an investment plan for the health infrastructure leading to construction and establishment of health facilities that do not meet the accepted health norms and standards, rising cases of communicable and non-communicable diseases that strains available resources, limited social health protection for vulnerable groups, persistence labour disputes affecting service delivery among others.

2.3.8 Governance, Justice Law and Order

The 2018-22 CIDP takes cognizance of importance of a democratic society that respects the rule of law. It envisages a policy system that is issue-based, people-based, results oriented and accountable to the public. In view of this the CIDP endeavored at establishment of a comprehensive and effective and accountable leadership, promoting a just, democratic and secure environment; establish strong governance institutions to empower citizens for the achievement of socio-economic and political development.

The following achievements were realized during the period under review; improvement in access to justice and rule of law by expansion of Hamisi Law Courts, establishment of a High Court at Vihiga Law court and mechanism for alternative dispute resolutions. In addition, the county experienced improved security levels with lawlessness incidence and crime rate dropping by 18% that was attributed to additional security personnel, increased police posts and patrol bases, implementation of Community Based-Policing framework. Other achievements were improved governance through formulation of county framework for corruption risk reduction, increased public consultations with religious groups and CSOs on community cohesion and integration, implementation of Policies and legislation in which 43 Bills were assented into Acts, 12 regulations and 23 policies approved.

During the period under review the county witnessed improvement in legal council through establishment of the office of the County Attorney. The office has since spearheaded the review of 17 memorandum of understanding (MoUs), drafted and published 14 Bills, concluded 30 and defended 114 court cases.

2.3.9 Public Administration and International Relations

The CIDP 2018-2022 envisaged a county public service that is more focused, efficient, results oriented and responsive to the needs and aspirations of the people.

2.4.9.1 Public Service Administration and Coordination of County Affairs

Administration

During the period under review, reforms in public sector management were undertaken that include; restructuring of the County Government, introduction of performance management framework & service re-engineering and service charters. Other achievements realized include Production and dissemination of information through documentaries and newsletters.

Human Resource Management

In enhancing human resource capacities the following milestones were achieved; recruitment and training of employees, implementation of performance contracting and appraisal, development and roll-out of the County Human Resource Information Management System.

Public Participation and Civic Education

The county government strengthened public participation in government programmes including; establishment of Public participation and civic education directorate, enhanced public engagements county governance, policy, and programmes implementation. Enhanced civic education through County Dialogue Forums and Bunge Mashinani platforms and reduced complains on governance by establishing complains redress and feedback mechanism.

Liquor licensing and control

During the period under review, liquor licensing and control were strengthened. In addition, coupled with adoption of cashless system, revenue collection from alcohol increased from a Kshs. 500,000 in 2018 to Kshs. 3.6 million.

Information Communication Technology (ICT)

The goal of the 2018-22 CIDP was to position the County as a regional hub for emerging technologies and integration of ICT in public service delivery. During the period under

review, the following milestones were realized; strengthening of ICT capacities and capabilities through trainings, purchase of ICT equipment and enhanced internet connectivity through laying of fiber optic cable in the five sub counties. Other achievement include biometric clocking system and installation of CCTV Cameras at the County headquarter to improve security of the building.

Vihiga FM Radio

In the plan period 2018-2022, Vihiga FM radio facilitated radio talk shows covering all the sectors to articulate government policies, programs. Moreover, the radio played a critical role in the peak of Covid-19 pandemic in sending wareness and response messages. In addition, messages on nutrition, ECDE and TVET programmes were relayed through the radio. During the period three technical officers were recruited to enhance and improve services in the radio station. Through institutional reforms, the radio station enhanced revenue generation

Communication

During the period under review, county communication was streamlined. Towards this, 15 minutes informative documentaries on county development agenda were produced and aired on local Television. Continous publication of newsletters was done as away of informing the public. The state of the county address publications was done annually in the period under review outlinig the county development agenda and achievements. The sub sector also devolved a digital plat form of communicating developmental programs and activites through facebook page, twitter handle and county website in the period under review

2.4.8.3 Finance and Economic Planning

During the plan period, the county realised 71 % implementation rate of the CIDP. This was attributed to timely formulation of plans and budgets and the continuous tracking of programmes. Over the same period, Public Finance management was strengthened. This is evidenced by reduction of pending bills from 2.8 billion Shillings to under 400 Million shillings. Other notable achievements include; capacity building in all PFM areas with the support of the Kenya Devolution Support Programme (KDSP), establishment of the the County Audit Committee (CAC) and the County Budget and Economic Forum (CBEF), coordinated the timely preparation and dissemination of financial managemnt documents that included; the Finance Bills, County Fiscal Strategy Paper (CFSP), County Budget Review Outlook Paper (CBROP), Budget Estimates, Debt Management Strategy Paper and periodic Expenditure and financial reports. The sub-sector implemented reforms in the own source revenue management by implementation of the Revenue Administration Act 2015, rolling out digitization of some revenue streams, activation of dormant revenue streams and preparation of digitized assets and stores inventories register. With these reforms in revenue management, own source revenue improved form Ksh. 143.5 million in 2017 to Kshs. 240.9 million at the end financial year 2021/2022.

In addition, institutional reforms in the public finance management that included full adoption of e-procurement and IFMIS in financial management, decentralization of the procument function were realized.

2.4.9.2 Office of the Governor

Article 1 of the constitution delegates the sovereign power of the people to county governments as state organs. Accordingly, the county governor is the chief executive of the county and the head of the county executive committee responsible in providing overall leadership in decision making, approving and implementation of county policies. During the period under review the office undertook the following strategic priorities in promote good governance and providing direction in implementation of county government programmes; leadership and stewardship in the county's governance and development agenda based on the county policies and plans; promotion of democracy good governance, unity and cohesion; promotion of peace and order; advancement of competitiveness and of the county; promotion of accountability and accountability in public sector and management and facilitation of citizen participation in the development of policies, and delivery of services in the county.

Performance

The overall institutional and policy framework to deliver public service was strengthened. As a result the service delivery was improved, majorly attributed to the establishment and operationalization of various governance institution including; the Service Delivery Unit, CBEF, the County Audit Committee, Climate Change Committee, Public participation and Civic Education directorate . The office also Developed mechanisms that foster better collaborations; Promoted and protected the interest and image of the county in national and international forums; Established Geographic information systems to enhance land use planning and management.

2.3.10 Environment, Natural Resources, Water and Sanitation

Environment conservation and management of natural resources is pivotal to sustainable exploitation of natural resources. In the period under review the sector prioritizes protection of water sources, forests and other natural resources, improvement of water supply and management, waste management, rehabilitation of degraded areas and promotion of renewable energy.

Sector Performance

During the period under review the policy and institutional capacity of the sector by establishing a Directorates of Environment and Climate Change to coordinate environmental conservation and climate change issues in the county. In addition, a number of policies and legislations were formulated to guide the implementation of sector objectives that included; The Sand and Murram harvesting regulations; Forest policy; water policy and climate change action plan; Climate Change Fund Act; climate change policy; County Environment Action Plan 2019;Waste Management Policy and Sustainable Waste Management Strategy, signed and implemented Transition implementation plans (TIPs) and development of the country tree nursery establishment manual.Other key achievement were mapping of degraded i.e. Quarry sites, sand harvests sites waste water generators in collaboration with the Geographical Technology Services (CGTS)

Environment Conservation and Climate Change

During the period under review the sub sector enhanced environmental conservation and protection through awareness creation, capacity building forums; development of nature-

based curriculum i.e. introduction of bamboos farming and greening programs in schools and TVETs, afforestation and promotion of bio diversity conservation for improved livelihoods and sustainable development. In addition, the water towers projects were implemented with the commencement of the rehabilitation and re afforestation of Maragoli hills, and other wetlands and springs across the county.

On Climate Change, 1000 Community members were sensitized on Climate Change adaptation & mitigation; climate change governance structures were established that include; the County Climate Change Steering Committee, the County Climate Planning Committee and 25 climate change ward committees. In addition, several climate action programs were rolled out i.e promotion of green energy initiatives (solar), conservation of riparian land, public awareness campaigns on conservation of the environment, climate change policies and implementation of 5 no Climate Change Investment Projects on water to enhance access to communities in Gisambai, west Bunyore, Mwibona, Wodanga and South Maragoli Ward

Forestry

Vihiga attained forest cover of 35 % and tree cover of 14% against the national 10% and 8 % respectively. This was attributed to various afforestation and conservation programmes mounted by the county government. Other significant achievements were; reforestation of 12.8ha of Maragoli Hills, 4ha of Kibiri Forest and 2ha of Ebusiekwe Hills. In addition, the sector undertook protection of intellectual property and indigenous knowledge of biodiversity and genetic resources by rehabilitating and fencing several community forests namely; Senende, Serem, Kapsasur, Munzatzu and Kapchemgung and promotion of agroforestry.

Energy

The CIDP 2018-22 recognized the importance of energy efficiency and conservation measures in industrial, commercial and domestic sectors. According, the county government outlined the following objectives to steer the energy sub-sector; accelerating the pace of rural electrification to reach and penetrate rural households; enhance and promote green energy technologies; increased electric power connections to market centres, schools, water supply schemes, health facilities and other public institutions.

During the period under review the following achievements were realized; increased connectivity to the national grid electricity with urban and rural households at 12% and 7.0 % respectively as compared to previous period where main energy sources were; lanterns at 46.1% and tin lamps at 39.1% as the main lighting fuel followed by electricity at 11.8% and solar 1.7%. To enhance lighting and improve business operations in the market centres, county government through the Kenya Urban Support Program (KUSP) in partnership the Kenya Rural Electrification Authority (REA) installed 22 High Mast Flood Lights (HMFL) in Mbale, Majengo, Mudete, Jeptulu, Serem, Chavakali, Esibuye Gambogi and in Mahanga.

In addition, there was increased uptake of green energy in most public institutions such as solarized Vihiga Cluster Water Project and 10 Boreholes and Maragoli Hills Forestry Station Office; installation of Solar Water Heating Systems in 12 Dispensaries and at the VCRH. Moreover, public awareness and sensitization programmes were launched on use of clean energy, energy saving jikos, biogas and bio digester in order to reduce the cutting down of tree for cooking

Waste management

The 2018-22 target on waste management was to develop and expansion functional and effective waste management systems especially in the urban areas. Over the years as the rise in and population increasing urbanization has continued to pose challenges on waste management. However, the sub-sector in the last five years put up several interventions to mitigate the challenges that include; procurement and distribution of waste cleaning equipment and protective gears; in partners with the KUSP, acquired one Skip Loader, one Garbage Compactor & Installed Garbage Bins in major markets; procured 7-acre land to facilitate the proposed establishment of a waste recycling center in Luanda South.

Water Access

During the period under review, the proportion of households in urban areas with access to clean and portable water improved to 20% against the CIDP target of 15%, while in rural households to 64% against the target of 55%. Similarly, the average time taken to a water point to less that 20mins from the previous 30mins. The achievements were as a result of development and expansion of water infrastucture that included; completion of Vihiga Cluster Water Project (Maseno, Lunyere, Kaimosi) increasing capacity from 6.3 million to 12.5 million litres/day; 87 Community Water srings and 20 boreholes, rehabilitation of Ebunagwe, Gaga, Bumbo, Chepsaga, Ma'ngo'ngo and Majengo-Gisambai, Digula, Mbihi, Mugogo, Sosiani, Givogi, Kegoye water projects.

In addition, innovative based methods and technologies for water harvesting were promoted in public facilities i.e. schools, ECD centres and hospitals. Water banking was also introduced with the construction of storage tanks of 50m³ in Esirabe, Esirulo, Losengeli and Mbihi among others.

Sanitation services

During the period under review households' access to sanitation services from from 56.4% to 86.2 % and handwashing facilities from 15.7% to 99.8%. This was attributed to various initiatives implemented in the sector that included; construction of public latrines in various market centres (Jebrok, Banja, Hamisi, Mago, Serem, Luanda); revival of Kaimosi waste water treatment ponds, construction of a wetland and developed a decentralized waste water treatment facility at Ehedwe and acquisition of exhauster trucks.

During the period under review the Environment, Natural Resources, Water and Sanitation sector witnessed various challenges that slowed its performance. This included; inadequate policies, legislations and regulations in the environment, energy and water sector; low adoption of climate resilient technologies; limited infrastructure in terms of maintenance and coverage; Water demand outstripping supply due to rapid population growth, increasing urbanization and economic activities; frequent power outages interrupting production and service delivery; Poor waste management mechanisms and lack of sustainable waste disposal sites;unregulated gold minin and sand harvesting leading to erosion and land degradation; damage to water infrastructure through constructions and trenching; inadequate capacity in management of community –based water schemes and failure by partners to support planned programmes.

2.3.11 Social Protection, Culture and Recreation

The Kenya Vision 2030 and the CIDP 2008-22 envisages gender equity in access to resources and improved livelihoods for all vulnerable groups. To this end the CIDP 2018-2022 targeted to implement policies and programmes geared towards attainment of a sustainable and equitable socio-cultural and economic empowerment of all residents Vihiga. Priority was on upscale of social protection programmes, gender mainstreaming, children and PLWDs, Culture conservation, Youth development and sports development.

Gender

A number of interentions were undertaken to promote gender equality and women empowerment in achieving SDG 5 that focus on historicaldisadvantages women and girls have endured as well as identifying men and boys as strategic allies in transforming the factors causing the disparities. The following achievements were realized during the oeriod under review; coordination and harmonization of gender responsive interventions; gender mainstreaming in all spheres of county development, establishment and roll out of the Women Entrprise Fund, National Government Affirmative Action Fund, affirmative action; use of gender statistics for planning; increased women participation in politics and increased share of women in emoloyment positions -30% and 63% in the County Assembly and the county executive respectively .

Vulnerable Groups

The vulnerable groups include widows and widowers, orphans and chikdren at risk, persons with disabilities and the poorest of the poor in the community. Key achievement realized was the introduction by the national government the cash tranfer programmes targeting the OVCs, the elderly and PWDs. The county government continued to support health insurance programmes targeting the expectant women, childer and the elderly; secured brails and wheel chairs to a number of PWDs alongside sustained allocation of funds for scholarships and bursaries that benefit learners from poor households. In addition, mainstreaming of disability in county government programmes was undertaken though target of atleast 5% in employment was not achieved. Varoius policies and regulations to address issues affecting PWDS, Youth, and children's vunerable persons were developed.

Culture

In the plan period, culture sector targeted to construct four cultural centers (Bunyore, Tiriki, Maragoli and Terik) centres to promote culture within and across the county. The sector achieved to protect four cultural sites and construct three cultural centers.

Sports

In the plan period the sector targeted to construct two Stadiums and upgrade playgrounds across all the 25 wards in the county this was to promote sporting activities, the sector achieved to construct two stadiums and upgraded 4 playgrounds. In addition policies on sports and culture were enacted that include; The Vihiga County sports regulations 2020, and Vihiga County sports management Act, 2019.

Youth development

A strong dynamic and empowered youth is critical in catalyzing and driving the desired transformation and prosperity in the county. Key policy objectives on youth issue in the CIDP were geared towards youth empowerment and inclusion on decision making. In the planned period, the Youth sector established County Youth Forum to spearhead the youth; youth resource centres established and equipped in the five sub-counties; expansion vocational and technical training programmes targeted the youth and continued support of sporting activities.

During the period under review the Social Protection, Culture and Recreation sector faced a myriad of challenges that include; increase incidence of Gender Based Violence and child abuse; harmful cultural practices, inadequate psycho-social support systems for victims of abuse; gender disparity in governance and decision making positions; increased demand for social protection due to increased vulnerability; slow implementation of gender and youth policies and underdeveloped sports infrastructure.

2.4 General Challenges

The following challenges were experienced during the implementation of the CIDP-2018-2022

- **Inadequate supportive Legal, policy and institutional frameworks:** Absence of Key policy and legislative frameworks, and weak institutional capacity including absence of a County Investment Act and resource mobilization framework to support Joint Ventures, Public Private Partnerships and linkages in promoting investments in key programmes;
- **Absence of clear projects management framework:** coupled with inadequate technical supervision and absence of participatory project implementation framework
- **Increasing wage bill and huge pending bills** which significantly reduced the proportion of expenditure on development programmes. Payment of historical pending bills led to deferring some priority projects.
- **Limited funding and delay in disbursements** from the National Treasury prolonged the implementation of programmes.
- **Inadequate Human resource and limited capacities:** Absence of requisite competencies and skills to effectively deliver services; Inadequate technical and financial capacities of contractors to guarantee timely delivery of projects
- **Challenges on cost and land acquisition:** high cost and inadequate land for public infrastructural development and land use conflicts led to delay in implementation of some projects
- **Population pressure:** Increasing population has resulted in increased land use competition, diminishing arable land, and rapid urbanization constraining infrastructure development e.g roads, water, and sewer and sanitation services.
- **Limited inter agency coordination & cooperation:** Disjointed efforts by different partners; Silo approach in programme implementation, inactive inter governmental technical and coordination committee, Limited inter agency linkages and platforms for information sharing.
- **Absence of Program /Project Sustainability framework:** lack of effective community engagement in Program implementation and management; lack of sustainability framework for donor funded program i.e HIV&Aids, NARIGP and ASDSP;
- **Inadequate markets and supportive infrastructure;** market information- limited product

development and value addition; Limited supportive infrastructure e.g aggregation centres, cold rooms, link roads, water and sanitation, ICT infrastructure

- **High costs of raw materials, inputs and specialized works /Services:** Unsustainable utilisation of natural resources –depletion of Murram and sand , high cost of electricity and fuel.
- **Climate Change impacts:** Change in rainfall patterns and the advent of new pests & diseases affecting agricultural production; Heavy rainfall negatively impacting on roadworks & infrastructural development and change in weather patterns
- **Delays in budget approval and the Procurement processes:** Delays in the procurement processes attributed to delays in budget approvals potentially led to delay in the implementation of projects.
- **Transition in government after the general elections:** The implementation of CIDP at the initial period of the plan was generally affected by the restructuring and reforms in the incoming government and delays in release of funds by the national treasury
- **Numerous litigations and court cases slowed** down the implementation of programmes and projects

2.5 Emerging Issues

- **The COVID -19 pandemic** affected extension activities, disease control programs and restricted movement distorting demand and supply of products, delayed the implementation of planned activities
- **Climate change impacts;** Climate Change impacts continue to exert negative effects on key sectors such agricultural production and sustainable water supply heralding new pests and diseases such as Fall armyworm, dodder and Xanthomonas, Mosaic Virus on banana and erratic rainfall that has affected production
- **Emerging technology :** Use of new biotechnologies in production ; synthetic biology and genome editing though not adopted in Kenya for commercialization , there is need to promote the understanding of these technologies; leveraging on Science Techology and innovations for public service delivery, business processing an outsourcing as well as in medical field and Education
- **Changing markets and market dynamics;** a shift from physical markets to digital (e-markets), volatility in prices of essential commodities i.e Fuel and electricity impacting on production and consumption thus revenue collection. Lifting of trade barriers exposing local producers to unfavourable competition especially Fisheries subsector ; unregulated inter county movement of animals complicatingmanagement of disease outbreaks;
- **Emerging Health conditions:** Increase in NCDs that has increased health burded to households and reduced investments in productive work , Rampant Mental illnesses coupled with increased drugs alcohol and substance abuse has immesly reduced labour productivity ,
- **Disasters and Emergency response:** Increased population and Urbanisation has brought about risks. Upon occurance, the risks pose ramifications by slowing down socio-economic growth to the affected community and individuals. Occurance of disaster calls for reallocation of resources towards mitigation /cushioning commmunities

2.6 Lessons Learnt

- Good governance, effective and citizens engagement through dialogue platforms for joint planning & implementation is critical for sustainable development
- More investments can be realized through upscale and sustaining partnerships and collaborations with development partners, deepening the LREB integration through implementation of LREB strategy, seeking more funding through aggressive resource mobilization strategies as well as proposal development and presentation to potential development partners.
- Effective monitoring & evaluation, undertaking early & consultative development of aligned Annual Workplans, Budgets and procurement schedules is imperative for increased budget absorption and achieving desired programmes objectives
- Need to enhance interagency and departmental coordination, consultation and cooperation mechanisms to promote the effective and efficient realization of development goals
- Investments in Knowledge Management including ; relevant & updated socio-economic data and information , undertaking periodical surveys and Monitoring & Evaluations is key in tracking results of programmes & projects
- Strengthening the institutional framework for infrastructure development is key in raising the efficiency and quality of infrastructure and services while promoting private sector participation in infrastructure development.
- To effectively and efficiently realize programmes goals , development actors need to enhance partnerships collaborations and coordination including joint planning and execution , undertaking research & sharing/ disseminating of findings to promote its adoption and utilization
- In light of declining prime agricultural land due to rapid urbanization, efforts need to be put in place to develop land use plan , upscale research and adoption of new technologies that is space friendly, promote conservation farming and promote agriculture extension service
- Identifying, developing and retaining an optimal Human Resource pool and sourcing for technically and financially sound contractors shall improve on quality of service delivery and programme/projects
- Unlocking the growth potential will require sustained investments in road, energy, ICT and water supplies
- Leveraging on existing natural resources potentials, utilization of research findings, novel technologies and innovations, shall accelerate and sustain economic growth and development.

2.7 Natural Resource Assessment

This section presents an analysis of natural resource assessment for decision making and management for sustainable development. The assessment provides information on county natural endowment in various sectors and level of utilization.

Table 13: Natural Resource Assessment

Name of Natural Resource*	Dependent Sectors	Status, Level of Utilization; Scenarios for Future	Opportunities for optimal utilization	Constraints to optimal utilization	Existing Sustainable Management strategies
Maragoli hills/forest	<ul style="list-style-type: none"> • Tourism • Agriculture • Water • Mining • Trade 	<ul style="list-style-type: none"> • Increasing water Catchment due to increased tree cover • Water quality expected to increased due reduced farming activities • Reduced sand harvesting due continuous rehabilitation of the hill • Improved Biodiversity in terms of flora and fauna 	<ul style="list-style-type: none"> • Best practices in forest management and wetland conservation. • Promotion of alternative livelihoods • Provision of genetic resources and other ecosystem services • research on optimization water use allocation from the surface water 	<ul style="list-style-type: none"> • Low levels of community awareness and engagements on forest conservation and protection. • Limited funding of environmental conservation programmes. • Lack adequate legislative framework on forest management and protection. 	<ul style="list-style-type: none"> • Developed PFMP • Localy project funded by KTWA, to rehabilitate the hill • Existing structured Public participation mechanism • Establishment of tree nursery for assorted indigenous trees • Continuous Environmental awareness program
Rivers (Izava, Igalagoli Yala) and streams ie Wajeya,Ehedwe, Visegese	<ul style="list-style-type: none"> •Water •Agriculture •Fisheries •Trade and Industry •Health •Education •Tourism 	<ul style="list-style-type: none"> • Reduced quality and water discharge as a result upstream degradation , obstruction and human encroachment to riparian /riverine areas of • The water volume and quality is expected to decline further due to effects of climate change and continued Human activities along the rivers 	<ul style="list-style-type: none"> • Best practices in waste water management and wetland conservation • Sustainable land management practices • Riparian protection by planting bamboos and indigenous tree species 	<ul style="list-style-type: none"> • Declining Water quality and levels • upstream; Nitrification; • deforestation along the river banks • unregulated abstractions • destruction of water towers/catchment areas • uncontrolled municipal drainage and surface run-off • high of treatment and pumping of water for drinking 	<ul style="list-style-type: none"> • Existence of WRUAs • National regulations on permits and licensing for abstraction to be cascaded and adopted to the counties • Monitoring of water levels and quality • Regulate waste water andeffluents from farms • Extension services to cover waste water treatment management • River rehabilitation programme • Regulations on riparian areas that should be enforced • Adoption of green energy(solar energy) to improve sustainability of

Name of Natural Resource*	Dependent Sectors	Status, Level of Utilization; Scenarios for Future	Opportunities for optimal utilization	Constraints to optimal utilization	Existing Sustainable Management strategies
					water supply services
Ground water (borehole, wells and springs)	<ul style="list-style-type: none"> • Agriculture • Water • Trade and industry • Health • Education • Infrastructure 	<ul style="list-style-type: none"> • reduced water table • reduced discharges from boreholes and wells- • unregulated abstractions due to high demand of water • pollution of ground water due to poor farming techniques and disposal of waste 	<ul style="list-style-type: none"> • regulation of ground water abstraction • mapping of ground water aquifers and protection • implementing ground water recharging interventions • ground water consumptive use 	<ul style="list-style-type: none"> • high cost of harnessing ground water (feasibility studies & drilling) • Ground Water tables levels declining • Water quality deteriorating. • Upstream; Nitrification; deforestation along the river banks 	<ul style="list-style-type: none"> • National regulations on ground water management that need to be cascaded and adopted to the counties • Strengthening the implementation of drilling permits and registration of ground water abstraction ponds • Adoption of green energy(solar energy) to increase sustainability of ground water initiatives
Rain water (two major rainfall seasons)	<ul style="list-style-type: none"> • Agriculture • Water • Trade and industry • Health • Education • Infrastructure 	<ul style="list-style-type: none"> • Air pollutions • High water run-offs that leads to pollution of surface water • Soil erosion • Over abstraction of water aquifers due to water demand and unregulated drilling of boreholes • Pollution of shallow well from pit latrines and septic tanks issues 	<ul style="list-style-type: none"> • Harnessing of rain water to address water demand • Develop regulation on rain water harvesting. 	<ul style="list-style-type: none"> • lack of county based policy and regulation on rain water harvesting • low level of awareness on rain water harvesting technologies • poor roofing materials • cost of acquiring water harvesting facilities /storage 	<ul style="list-style-type: none"> • Need for regulations on rainwater harvesting • Interventions on rainwater harvesting by the government, development partners and private sectors • On-going efforts on water harvesting in urban and rural areas
Dams and pans	<ul style="list-style-type: none"> • Agriculture • Water • Trade and Industry • Health • Education • Infrastructure 	<ul style="list-style-type: none"> • Siltation of Kaimosi dam due to poor farming rovision in the up streams • Increased demand of water due to increased population • Unregulated human activities around the dam • Destruction of buffer zones • Pollution reservoir water in the dam • Enrich of nutrient(<ul style="list-style-type: none"> • Tourism • Agricultural productivity • Potential for aquaculture activities • Potential for hydro power generation • Increased water banking • Balance of weather (micro- climate) • Recharge of underground water 	<ul style="list-style-type: none"> • Water levels declined • Water quality deteriorated from horticulture (Affecting quality of aquatic life) • Upstream; Nitrification; deforestation along the river banks 	<ul style="list-style-type: none"> • Projects on implementation of mini hydro-power station in Kaimosi • Plans in place to desilt the Kaimosi dam

Name of Natural Resource*	Dependent Sectors	Status, Level of Utilization; Scenarios for Future	Opportunities for optimal utilization	Constraints to optimal utilization	Existing Sustainable Management strategies
		<ul style="list-style-type: none"> eutrophication) Over abstraction 			
Kibiri forest	<ul style="list-style-type: none"> Tourism Agriculture Water Mining Education 	<ul style="list-style-type: none"> decreasing water Catchment Due to increased deforestation decreased Water quality due to increased farming and mining activities increased anthropogenic activities (sand harvesting) due to high number of school dropouts engaging in sand mining activities 	<ul style="list-style-type: none"> Public participation and community sensitization on proper forest management practice. Can support more food production through irrigation, fish farming Promotion of alternative livelihoods Provision of genetic resources and other ecosystem services research on optimization water use allocation from the surface water 	<ul style="list-style-type: none"> Inadequate public awareness programmes to the neighboring communities on proper forest conservation and protection. Inadequate funding to Inadequate legislative framework on forest management and protection. 	<ul style="list-style-type: none"> Developed PFMP Public participation and awareness Establishment of tree nursery of assorted indigenous trees
Community forest in hamisi	<ul style="list-style-type: none"> Agriculture Water Trade and industry Health Education Infrastructure 	<ul style="list-style-type: none"> encroachment of forests due to human activities deforestation Loss of biodiversity Increased soil erosion due to land Degradation. 	<ul style="list-style-type: none"> Public sensitization on the importance of environmental conservation and protection Provision of Environmental services through creation of micro climates Biodiversity protection 	<ul style="list-style-type: none"> Inadequate funding for protection and conservation of the forests Lack of good will from the people neighboring the forest Inadequate Environmental Awareness 	<ul style="list-style-type: none"> Development of forest legislation framework Fencing of community forest is the process, 5-CF have been fenced, Continuous environmental awareness program
Minerals (gold, granite,sand,murram)	<ul style="list-style-type: none"> Agriculture Water Trade and industry Health Education Infrastructure 	<ul style="list-style-type: none"> Environmental degradation Unsustainable extraction of the resources Pollution 	<ul style="list-style-type: none"> Modern resource extraction technologies. Environmental awareness creation Creation of legal regime of policies and legislations on resource extraction and consumption 	<ul style="list-style-type: none"> Lack of modern mining technologies Increased Environmental degradation Increased Waste Generation Inadequate legal regime of policies, legislations and regulations 	<ul style="list-style-type: none"> Enhanced Public/Private partnerships Enhanced Compliance and Enforcement Increased Environmental Awareness Creation Development of Policies and legislations related to mining
Cultural and sacred sites	<ul style="list-style-type: none"> Culture General public 	<ul style="list-style-type: none"> Continued encroachment on these sites due to lack of protection and general public knowledge 	Provides sacred site for traditional practices (Circumcision, traditional rituals)	<ul style="list-style-type: none"> Human Encroachment on the sites 	<ul style="list-style-type: none"> Establishment of policy on human encroachment.

Name of Natural Resource*	Dependent Sectors	Status, Level of Utilization; Scenarios for Future	Opportunities for optimal utilization	Constraints to optimal utilization	Existing Sustainable Management strategies
River Izava, Igalagoli, and streams in the county such as Wajeya, Ehedwe, Visegese	Agriculture	<ul style="list-style-type: none"> Poor quality water Encroachment on river banks Cutting down of trees for fuel wood Declining riparian land due to farming activities 	<ul style="list-style-type: none"> Riverbank protection wetland conservation in Farms soil and water conservation in farms both upstream and downstream 	<ul style="list-style-type: none"> Water levels declined Water quality deteriorated from Water quality decline due to high sedimentation load caused by soil erosion Overharvesting of reeds in riparian land for weaving leaving it bare and susceptible to soil erosion Cultivation of riparian land and river banks 	<ul style="list-style-type: none"> Extension services to cover soil and water conservation Sustainable land management programme Legal and policy development and enforcement
Kaimosi Forest reserve	Livestock	<ul style="list-style-type: none"> Encroachment of the forest by livestock keepers 	<ul style="list-style-type: none"> Best practices in forest ecosystem management and controlled forest grazing 	<ul style="list-style-type: none"> Lack of adequate livestock feed at farm level 	<ul style="list-style-type: none"> Feed conservation at farm level Extension services on sustainable livestock management

2.8 Development Issues

This section presents an analysis of development issues, causes, constraints and opportunities in the county. The assessment is essential in designing the objectives and strategies by various 4 sectors actors.

Table 14: Sector Development Issues

Sector	Development Issue	Causes	Constraints	Opportunities
Agriculture, Livestock and Fisheries	Low crop production and productivity	<ul style="list-style-type: none"> Low application of fertilizer and utilization farm inputs Pest and disease incidence Limited knowledge and skills on smart farming methods Low adoption of technology ,innovations and utilization of research findings Limited diversification of crops Decline in soil fertility and quality. 	<ul style="list-style-type: none"> High cost of Farm inputs Effects of Climate change heralding emerging pests and diseases Rapid urbanization making prime agricultural land scarce Weak Research extension-farmer linkage Limited access to soil fertility improvement technologies Limited access to information 	<ul style="list-style-type: none"> Linkages to financial institution Tap into input subsidy fund and bulk purchase through cooperatives crop pests and diseases surveillance program Establish Agriculture Innovation and training Centre (AITC) Crop extension officers to train and extension farmers Willing and Trainable farmers Availability of e-extension and

Sector	Development Issue	Causes	Constraints	Opportunities
			<ul style="list-style-type: none"> by farmers on -early warning system, CSA Inadequate knowledge on urban and peri-urban agriculture 	<ul style="list-style-type: none"> Innovation Platforms • Collaborations with Met. Dept. in providing early warning systems • Existence of willing partners to support sector investments in - Smallholder irrigation systems, Urban and Peri-urban Agriculture • Existence of Sustainable land management programmes advocating nature positive landscapes • Availability of Soil testing and information advisory
	Food and Nutrition insecurity	<ul style="list-style-type: none"> • Limited crop diversification- Overreliance on Maize as a staple food • Limited value addition • Underutilized grain storage facilities • Inadequate aggregation centres and cold rooms 	<ul style="list-style-type: none"> • Limited knowledge on foods and Nutrition, preparation, processing and utilization • Changing weather patterns affecting crops production • Absence of crop insurance scheme 	<ul style="list-style-type: none"> • Investments in production of high value and underutilized food crops e.g Cassava, Sweet potatoes, Arrow roots, Sorghum, Ground nuts, Monkey-nuts. • Availability of development partners and line department - (Health) supporting Food and nutrition programme
	Low livestock production and productivity	<ul style="list-style-type: none"> • Limited knowledge and skills by the farmer to venture in productive and profitable livestock production • Low use and access to high quality feeds/forages and other livestock inputs • Prevalence of livestock diseases • Low yielding livestock breeds • Low application of technology and adoption of innovations and research findings 	<ul style="list-style-type: none"> • High cost of commercial livestock feeds and other quality inputs • Weak regulations on livestock production; inter -county livestock movement. • Unavailability of Vaccines during disease outbreaks • Diminishing land sizes 	<ul style="list-style-type: none"> • Investment in livestock research extension and advisory services • Promotion of forage bulking sites and on-farm feed formulation • Use of improved/selection of breeds/ecotypes • Leverage on new technologies and innovations • Availability of the LREB Disease Control policy to manage trans-boundary diseases. • MoU with Kenya veterinary vaccine production Institute for timely vaccine supply

Sector	Development Issue	Causes	Constraints	Opportunities
	Fish production	<ul style="list-style-type: none"> • Commercial suppliers located far from suppliers • High cost of raw materials 	<ul style="list-style-type: none"> • High cost of commercial fish feeds and inputs • Unregulated market; unscrupulous middlemen and unfair competition • Security to fishponds 	<ul style="list-style-type: none"> • Availability of subsidized Fingerlings and extension services • Harnessing locally available raw material for fish feed production
	Low Value addition and Marketing of agricultural products	<ul style="list-style-type: none"> • Low technical skills and knowledge in value addition • Limited market information and access 	<ul style="list-style-type: none"> • High Initial costs of setting up processing plant • Inadequate technical personnel • Weak institutional organization-(corporate bulking and marketing) • Disenfranchised production and marketing systems • Inadequate supply of raw products 	<ul style="list-style-type: none"> • Existing institutions , producer organization’s supporting Value addition • Availability of Corporative structures • Existing local and regional demand for products • Capacity to upgrade and modernize slaughter houses, establish cold rooms and aggregation centers
Physical Planning, Land and Housing	Sustainable urban development	<ul style="list-style-type: none"> • Un approved developments • Limited access to urban infrastructure and amenities 	<ul style="list-style-type: none"> • Increasing population in urban areas and land fragmentation • Most of land within urban areas is on freehold • Inadequate institutional capacities (Human Resource) 	<ul style="list-style-type: none"> • Legal framework Urban area s and cities Act 2011 • Existence of institutions- Vihiga Municipal Board to steer urban development within the Municipality • Existence of Urban plans – Kaimosi and Luanda
	Land Use, Planning and Management	<ul style="list-style-type: none"> • Limited access to and utilization of land resource • low awareness on land registration process and management issues • Uncontrolled land use 	<ul style="list-style-type: none"> • Low levels of land ownership due to high acquisition costs, bureaucracy , limiting customary and cultural practices • Land disputes and litigations • Weak institutional capacity(inadequate technical and operational capacities in terms of tools and equipment) • Land speculation and racketeering and illegal transactions • Encroachment and 	<ul style="list-style-type: none"> • Existence of GTS to improve land resource mapping and planning • Existence of national policies on land administration and management • Existence of spatial framework at the county level • County Assembly capacities to enact laws on land use within municipalities • Existing land clinics • Availability of alternative dispute resolution mechanisms • Establishment of county LIMS

Sector	Development Issue	Causes	Constraints	Opportunities
			<ul style="list-style-type: none"> unauthorized utilization of public land •Outdated land tenure systems 	<ul style="list-style-type: none"> • Land use planning and zoning
	Access to decent and affordable housing	<ul style="list-style-type: none"> • Low adoption of appropriate building technologies and innovations • Minimal incentives for PPP in affordable housing 	<ul style="list-style-type: none"> • High cost of raw materials • High cost of credit to finance Housing Projects • Limited land ownership documents –Title deed 	<ul style="list-style-type: none"> • Availability of skilled labour force and ABTs from TVET institutions in the county • Availability of raw materials (harnessing granitic stones) • Existing policy on affordable housing • Availability of land in Gisambai Ward for construction of Affordable housing units • Leverage on the PPP Act to attract investors
Trade ,Commerce, Industry , Tourism and Cooperatives	Commerce, Industrial growth Value addition and market access	<ul style="list-style-type: none"> • Inadequate market infrastructure and supporting amenities • Lack of market information and awareness on existing opportunities • Limited entrepreneurial skills 	<ul style="list-style-type: none"> • High cost of credit • Limited private sector investments in Value addition • Absence of county legal framework for joint ventures • Punitive statutory requirements , license regimes, red tapes and bureaucracy 	<ul style="list-style-type: none"> • Availability of land for Special Economic Zone at Kaimosi • Existence of Financial institutions and County Government Trade Fund • Established physical markets and opportunity to Leverage on ICT and establish e-markets • Establishment of County Investment Authority(CIA) • Leverage on PPP arrangements • Review of legal frameworks to spur business growth • Platforms for sharing innovations , knowledge and skills
	Tourism development	<ul style="list-style-type: none"> • Unmapped tourism potentialities • Inadequate investment in tourism class hotels • Limited branding 	<ul style="list-style-type: none"> • Limited funding and investments in tourism programmes • Poor access to tourist sites • Declining cultural heritage 	<ul style="list-style-type: none"> • Tap into the western region tourism circuit through integration • Aggressive marketing and promotion of tourism • Promote tourism ancillary services –Curio shops/Market, Cultural centers • Cable car at Maragoli hills

Sector	Development Issue	Causes	Constraints	Opportunities
	Cooperatives development	<ul style="list-style-type: none"> • Weak cooperative governance and leadership • Low savings and capital investments among cooperatives • Limited information on cooperative movement • Limited value addition 	<ul style="list-style-type: none"> • Fragmented market systems • Low income generating venture • Low investments in Value addition infrastructure 	<ul style="list-style-type: none"> • Establishment Eco lodges at Kaimosi and Mungoma • Develop county tourism development policy • Existence of institutional and legal framework – County Cooperative Enterprise Fund • Existing cooperative structures • Linkages to financial institutions
Education	Access to inclusive quality education and training	<ul style="list-style-type: none"> • Inadequate Human resources capacities (teaching and non-teaching staff) • Inadequate relevant education infrastructure. • Inadequate teaching & learning materials • Weak implementation of curriculum • Low integration of Special needs learners 	<ul style="list-style-type: none"> • Limited funding of sector programmes. • Limited space for infrastructure expansion • Low uptake of ICT in teaching and learning • Inability of guardians /parents to provide for learners needs in school • Declining class attendance rate; Girl child, Child labor , 	<ul style="list-style-type: none"> • Existence of legal and institutional structures • Availability of development partners • Existence of Education support programmes • Existence of affirmative programmes e.g <i>Inua dada</i> (Sanitary towels)
Health	Access to quality and affordable health care services	<ul style="list-style-type: none"> • Inadequate Leadership and governance frameworks • High cost of health care services • Poor health services 	<ul style="list-style-type: none"> • Weak sector coordination mechanism ; organizational and operational structures • Political interference in program implementation • Weak community engagement 	<ul style="list-style-type: none"> • Implementation of the FIF Act • Community scorecard, public participation
		<ul style="list-style-type: none"> • Inadequate Human resources 	<ul style="list-style-type: none"> • Industrial actions • Inadequate funding for optimal HR establishment 	<ul style="list-style-type: none"> • Existing Partnerships- KSG, Development Partners on HR capacity building
		<ul style="list-style-type: none"> • Erratic supplies of Health Products and Technologies (HPTs) 	<ul style="list-style-type: none"> • Limited supplies from main supplies (KEMSA) • Un operationalized Commodity store and blood satellite center 	<ul style="list-style-type: none"> • The Facility Improvement Fund • Implementation of Stock Visibility System • Availability of Health Commodity Quantification report • Donor support and partnership

Sector	Development Issue	Causes	Constraints	Opportunities
		<ul style="list-style-type: none"> Sub-optimal utilization of eHMIS , M&E and other digital platforms 	<ul style="list-style-type: none"> Low ICT infrastructure investment and program budgets to support HMIS and other digital platforms Low budgetary allocation Limited number of staff to implement e- HMIS 	<ul style="list-style-type: none"> Utilization of the MEDS contract Existing National government's digital health platform Availability of the national level policies and standards eg. Kenya e-Health policy, one health information systems guidelines Partnerships with Non-Governmental organizations for technical and financial support Global funding opportunities for research
		<ul style="list-style-type: none"> Inadequate Health infrastructure 	<ul style="list-style-type: none"> Weak frameworks for projects implementation in Health sector Limited provision for operations and maintenance of existing projects /investments Limited availability of land for constructions and expansion of facilities 	<ul style="list-style-type: none"> Existing national government policies on health infrastructure development and management National Land Commission to adjudicate land matters Development Partner support for maintenance of infrastructure Existing Joint health inspection team Goodwill from the community to support Health infrastructure development
		<ul style="list-style-type: none"> Inadequate health care financing 	<ul style="list-style-type: none"> Limited and delayed sector programmes funding Lack of sustainability framework for donor funded programmes Limited awareness to Health insurance Schemes 	<ul style="list-style-type: none"> Willingness to scale up NHIF and existence other medical insurance schemes Existence of FIF Act & fund Availability of development partners in support of UHC
		<ul style="list-style-type: none"> Weak Service delivery in Health 	<ul style="list-style-type: none"> Inadequate number of specialized Health personnel Inadequate institutional preparedness to respond to emergencies and pandemics Underdeveloped county referral system 	<ul style="list-style-type: none"> Availability of draft the County referral strategy Availability of guidelines, protocols, SOPs, mentorship, CMEs, beyond zero van
Public Service	Public Service Delivery	<ul style="list-style-type: none"> Weak departmental coordination 	<ul style="list-style-type: none"> Inadequate policy and legal 	<ul style="list-style-type: none"> Existing development partners

Sector	Development Issue	Causes	Constraints	Opportunities
Management and ICT		<ul style="list-style-type: none"> meetings • Weak records and information management • High Staff turnover • Non inclusive implementation of programmes • Limited integration of ICT in service delivery 	<ul style="list-style-type: none"> framework • Inadequate office space and staff • Lack of regulations to operationalize the Public participation and Civic education ACT 2016 • Absence of county ICT policy 	<ul style="list-style-type: none"> providing technical support to county Human resources • NOFBI programme by the national government to upscale laying of fiber optic cables & connectivity • Existence of county institutions and staff • High demand for ICT uptake and existing political goodwill
Environment, Energy ,Water and Natural Resources	Protection and conservation of environment	<ul style="list-style-type: none"> • Weak regulatory and institutional frameworks –conflicting land use policies, sector laws and mandate • Weak enforcement of existing laws • Weak coordination and synergy of institutions, programmes and projects. 	<ul style="list-style-type: none"> • Vested interests, rent seeking/interference and • Patronage • Inadequate sector programmes funding • Weak linkages among institutions implementing programmes 	<ul style="list-style-type: none"> • political goodwill • existing supportive national legal frameworks • Global support for Environmental Conservation • Supportive civil society and community organizations on environmental conservation • Harnessing the circular economy dividends • Joint policy, planning and implementation of programmes • Promote joint environment management systems.
	Climate Change.	<ul style="list-style-type: none"> • Uncontrolled anthropogenic activities. • Unsustainable and uncontrolled exploitation on natural resources. 	<ul style="list-style-type: none"> • Slow uptake in recognition of effects climate change. • Unpredictable impacts of climate change. 	<ul style="list-style-type: none"> • Climate Change mainstreaming in other related sectors. • Global support for Climate Action. • Investment opportunities and involvement by NGOs, CBOs
	Environment, Land and soil degradation	<ul style="list-style-type: none"> • Over dependence and exploitation of wood resources as bio energy. • Uncontrolled erosion and land use changes. • Land Fragmentation. • Poor land use practices • In adequate public participation in Environmental conservation and management. 	<ul style="list-style-type: none"> • Rise in poverty levels and demand for food • Encroachment on natural resources • Ecosystem degradation resulting in low provision of goods and services. • Low understanding of consequences of environmental degradation 	<ul style="list-style-type: none"> • Landscape zoning and land use planning. • Promotion of climate smart and socio-cultural and conservation practices. • Afforestation and reforestation with drought resistant and multi-purpose tree species. • Community goodwill on environmental conservation

Sector	Development Issue	Causes	Constraints	Opportunities
		<ul style="list-style-type: none"> Excessive environmental pollution 	<ul style="list-style-type: none"> Invasive plant species Weak pollution control enforcement 	<ul style="list-style-type: none"> Research and uptake of innovations and technologies. Polluter- User Pay principles.
	Waste management	<ul style="list-style-type: none"> Lack of sewerage system in urban and peri-urban areas Low sanitation coverage 	<ul style="list-style-type: none"> Unplanned urban settlement High investment costs in sewer system development 	<ul style="list-style-type: none"> Partnering with development actors
	Low access to clean and safe water	<ul style="list-style-type: none"> Unregulated water sources abstraction Unsustainable exploitation and uncontrolled human activities in water catchment areas. Inadequate water supply systems 	<ul style="list-style-type: none"> High cost of operations and maintenance (electricity, spares and services) Inadequate regulations Inadequate funding of programmes and projects Decreased discharges in rivers, streams and aquifers 	<ul style="list-style-type: none"> Leverage on solar energy for pumping water Adoption of relevant technologies in water project and programs Adoption of rain water harvesting technologies
	Low adoption of Green energy	<ul style="list-style-type: none"> Overreliance on wood resource Low capacities to manage green energy supply 	<ul style="list-style-type: none"> Low household incomes Inadequate data Inadequate legal framework 	<ul style="list-style-type: none"> Adoption of Solar and Bio gas Local and international stakeholder support and goodwill. Tax incentives for green energy appliances
Youth, Gender, Sports and Culture	Cultural heritage promotion and preservation and	<ul style="list-style-type: none"> Low investments in recreational facilities and cultural centers Low documentation and preservation of cultural heritage 	<ul style="list-style-type: none"> Limited programme funding Unmapped cultural sites 	<ul style="list-style-type: none"> Presence of cultural sites e.g. Maragoli Hills ,Matsigulu, Ebusiekwe
	Social protection	<ul style="list-style-type: none"> High incidences of GBV Drugs , Alcohol and substance abuse Increased vulnerabilities of Women, Children , Youth PWDs and the Aged 	<ul style="list-style-type: none"> Low investments in Social protection programmes Oppressive cultural practices High Poverty rates-Child labour and abuse Increased population of orphaned children Limited Economic activity by the aged population 	<ul style="list-style-type: none"> Existing affirmative action programmes ; -NGAAF, National Disability Fund County PWD Policy and Disability Act 2020 Availability of National and County Child protection policies
	Gender equality and equity	<ul style="list-style-type: none"> Gender based discrimination and abuse Lack of awareness on gender issues Non gender responsive institutional structures 	<ul style="list-style-type: none"> Limited women empowerment opportunities Limited control ,decision making and ownership of economic assets 	<ul style="list-style-type: none"> Existing Gender mainstreaming policy an programme Existing Development Partners to create awareness and capacities on gender issues Existence of financial credit

Sector	Development Issue	Causes	Constraints	Opportunities
				products supporting women entrepreneurs
	Youth Empowerment	<ul style="list-style-type: none"> • High youth unemployment • Untapped youth talents 	<ul style="list-style-type: none"> • Limited employment opportunities • Inadequate legal and institutional framework to support youth empowerment 	<ul style="list-style-type: none"> • Implementation of existing County Youth Act. • Equipping of youth empowerment centres • Promotion of youth led agribusiness through the County Youth in Agriculture Strategy (C-YAS)
	Sports development	<ul style="list-style-type: none"> • Inadequate modern sporting and talent nurturing facilities and equipment • 	<ul style="list-style-type: none"> • Absence of policy to guide sports development • High cost of investments • Inadequate land/space for establishment of facilities 	<ul style="list-style-type: none"> • Formulation of sports development policy • Harness available local talents through talent centres /Academies • Registered sporting clubs

CHAPTER THREE: SPATIAL DEVELOPMENT FRAMEWORK

3.0 Introduction:

This chapter outlines the spatial framework within which development projects and programmes will be implemented. The chapter also details the progress made in the preparation of the County Spatial Plan and the spatial framework is presented along development zones that are unique to the existing land use, topographical and ecological situation in the County.

3.1 County Spatial Plan

The Spatial Plan is a 10-Year GIS-enabled depiction of the county socio-economic development vision and programs including distribution of people and activities within the context of efficient productivity and sustainable use of land and other resources. The County Spatial Plan establishes the county spatial structure as a framework to achieve integrated and sustainable spatial development in the county. The Plan complements the County economic plan by providing a spatial perspective to the economic policies. To achieve this purpose the Plan shall be subjected to five-year reviews in tandem with the economic plan (MTP).

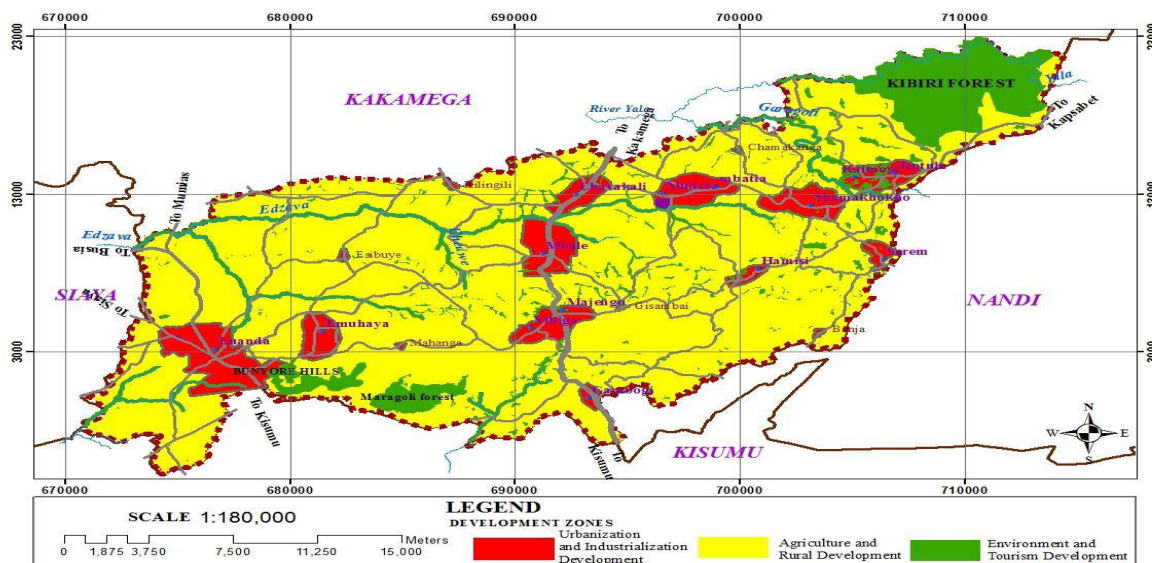
3.2 Enhancing County Competitiveness

The County Spatial Plan shall adopt selective concentration concept for urban based activities to leverage on the county competitiveness. Accordingly, the county will exploit its strength and opportunities that include; strategic location along the Kisumu-Busia, Kisumu-Kakamega-Webuye and Chavakali-Kabsabet highways; youthful population and increasing labour force ; an ICT hub on the Lake Region Economic Bloc; high literacy levels and existing pool of well trained and skilled human capital; high population providing demand for produce; abundant natural resource endowment, high rainfall patterns and high forest coverage and favorable climate for ecotourism and production of horticulture crops.

The urban areas (Mbale, Chavakali, Serem, Mudete, Majengo, Kaimosi, Cheptulu, Luanda, Gambogi, and Esibuye) shall be planned and provided with requisite and appropriate housing, transportation and infrastructure to improve efficiency and livability index to attract and retain investment as well as local and international skilled human capital. Urban areas shall also be developed according to their advantages and opportunities. The creation of this new hierarchy of urban centers in every sub- county is meant to check the rate of rural-urban migration. Creation of other markets and urban centers will tap into the diverse regional resource potential and promote intra-county trade and economic growth. In Vihiga County, Mbale Town forms the administrative center.

Key focus of policy shall be to attract investments towards the underperforming sectors which have immense investments potential viz agriculture, tourism, water, environment, climate change, waste management, trade and industrialization. Infrastructure shall be expanded to attract investment and support their exploitation.

Figure 4: Regional Development Zones



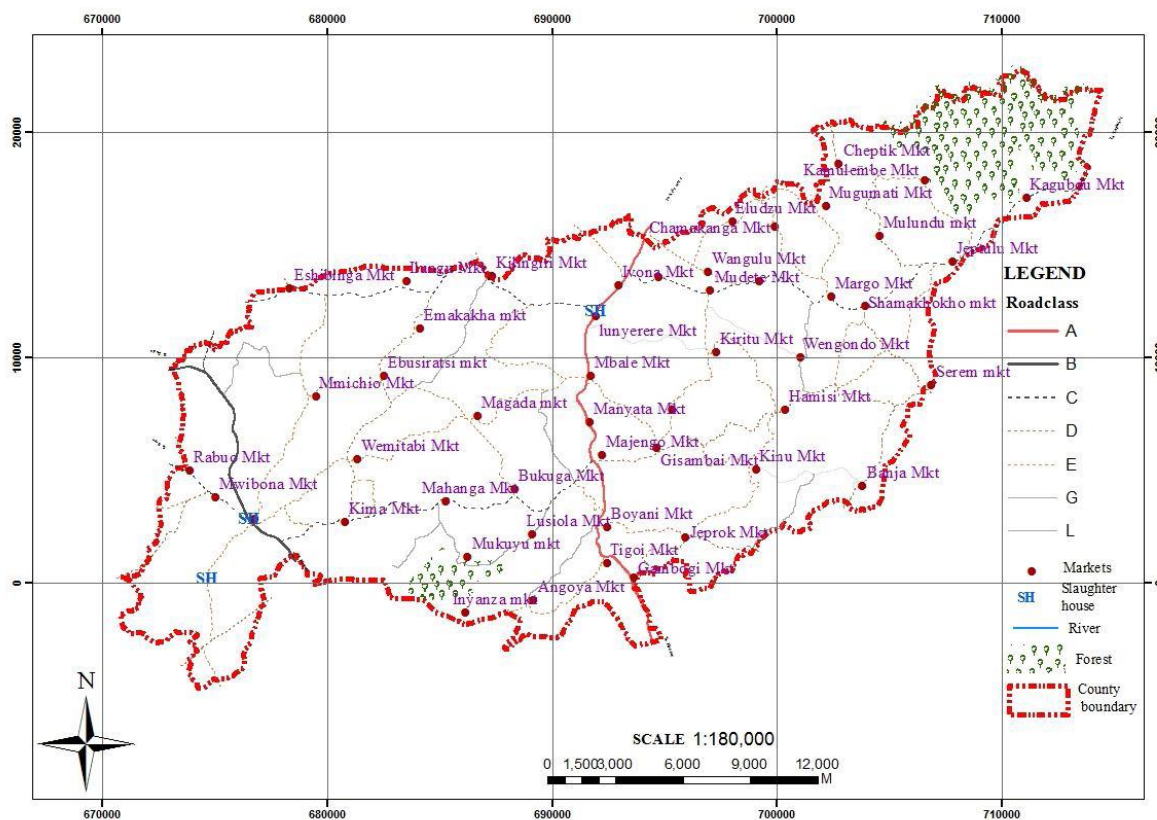
3.3 Resource Potential Growth Areas

The plan and strategies will need to take account of the fact that different areas have characteristics and interests in common and share inter-relationships in the way they function economically. The County is categorized into four development zones as illustrated below;

A: Agricultural Promotion Zone

Vihiga is endowed with abundant rainfall and fertile land which is critical for agricultural production, thus ensuring agriculture related incomes, employment food and nutrition security. The agricultural promotion zone covers Mudete and the tea plantation area, promotion of horticultural crops and green housing, livestock keeping and intensive fish farming along the water bodies. This zone intends to convert Vihiga County into a food secure and exporter of food especially African Leafy Vegetables, banana, avocado and specialty tea.

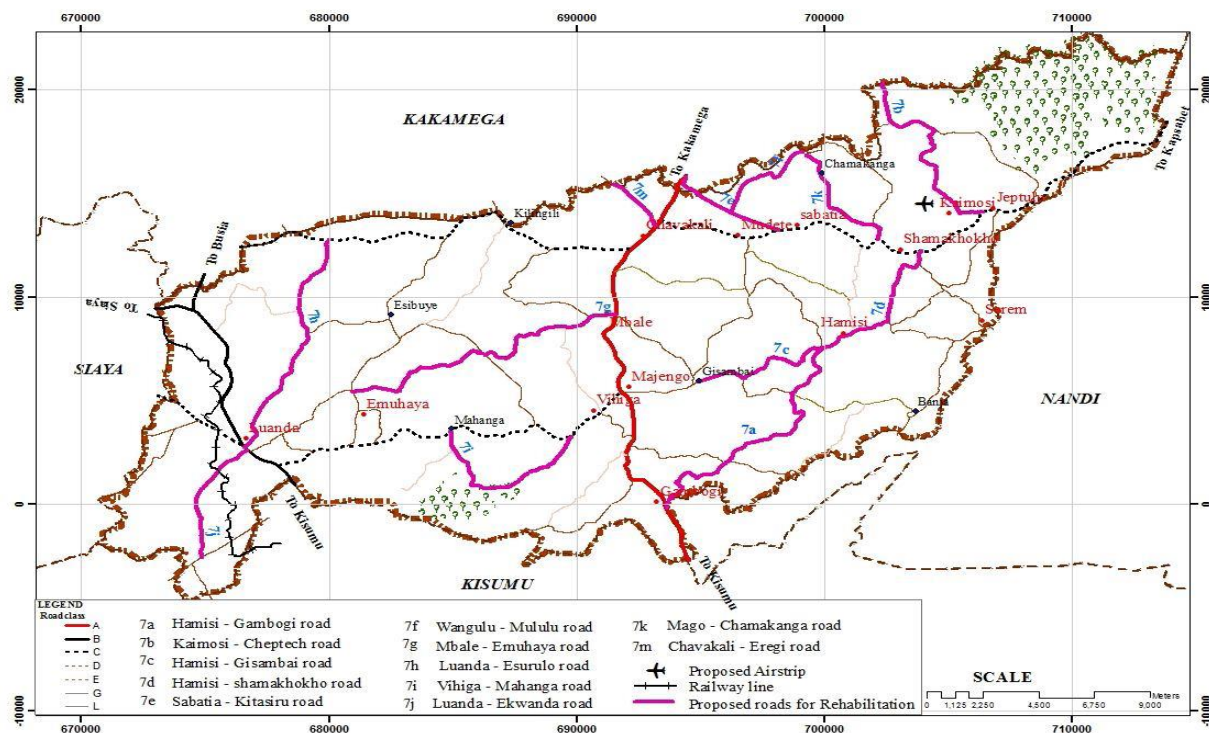
Figure 5: Markets & Slaughter Houses in Vihiga County



B: Environmental Conservation and Tourism Promotion Zone

Vihiga is further endowed with massive natural resources and cultural heritage which if well conserved and utilized can make the county a tourist destination in the Western Kenya circuit. This zone include; Kibiri forest, Hamisi cultural forests, Maragoli Hills and caves, Bunyore hills, rivers and wetlands. The lower promotional zone is circular and begins from Kibiri forest, through Hamisi cultural forests, along the rivers to Maragoli Hills and caves. The upper promotional zone begins at Kibiri forest through River Yala, connecting to River Edzava which cuts across various urban centres and wetlands ending at the tip of the county (North West) in Emuhaya Sub- County.

Figure 7 : Map of Vihiga showing social infrastructure development zones



3.4 County Spatial Development Framework

The county spatial development framework is premised and zoned upon the following thematic areas. Table 14 below provides the county spatial development strategies by ket thematic areas.

Table 15: County spatial development strategies by thematic areas

Thematic Area	Overview/ Current Status	Policy Strategy	Potential Geographical Areas	Lead Agencies/ Departments
Managing Human Settlement	Rapid growth of population in urban areas resulting to; sprawling informal urban settlements, Inadequate housing units, pressure on Urban amenities, rise in disasters and insecurity	<ul style="list-style-type: none"> Formulate and implement Land use policy, urban development plan to control haphazard human settlement Develop housing code in urban areas and within municipality Incentify Housing development initiatives through review of land rates Implement the affordable Housing programme Upgrade the existing and provide additional infrastructure and facilities to support housing development in the urban areas Promote adoption of new technology and fiscal incentives and market support for the informal sector. 	County-Wide	Lands, Housing and Urban Development
Industrialization	Tea processing plant at Mudete; several cottage	<ul style="list-style-type: none"> Establish supportive infrastructure in identified Economic Exclusive Zones(EEZ) 	Granite Factory in Luanda and	Directorate of Commerce and Industrialization

	industries and crafts - Agro-based and Mineral based Industries spread across the urban centres; upcoming granite factory in Luanda	<ul style="list-style-type: none"> • Provide supportive infrastructure including roads, Water, Electricity & Markets • Diversification of energy sources to reduce production costs • Promote appropriate technology and adoption of new innovations to boost value addition • Promote access to credit facilities to Enhance capacities of MSMEs; 	Emuhaya Agro-processing in Mbale, Luanda and Kaimosi	
Modernising agriculture	Agriculture production is characterized by small scale farmers with inadequate knowledge and skills to embrace modern technology and innovations Limited agricultural land space with landholding sizes below 0.4 ha	<ul style="list-style-type: none"> • Sensitization and capacity building of farmers on Climate Smart Agriculture (CSA) • Promote and reorient extension services towards e-extension, Web-based platforms and other digital services • Promotion of SMART agricultural technologies including ; Small scale Irrigation, & Agroecology for conservation and vertical farming • Enhanced agricultural research and soil testing services • Promotion of ALVs, and other traditional but orphaned food crops eg. Mushrooms 	The upper-highland zone (Tiriki East and Sabati) and the lower midland zone-Emuhaya and parts of Vihiga	Department of Agriculture
Climate Change & Environment Conservation	Unpredictable weather patterns; destruction of ecosystem through human activities; deforestation and sand harvesting	<ul style="list-style-type: none"> • Enhance Mitigation measures that reduce GHG emissions including green energy technologies, energy efficient technologies or catalyzecarbon sequestration e.g afforestation programmes • Promotion of climate change literacy and governance programmes • Promote adoption clean energy -use of solar energy 	County-wide	Department, NEMA, KFS, KARI, WARMA, CGOV
	Degradation of the eco-system forests and water Resources	<ul style="list-style-type: none"> • Restore and rehabilitate all degraded forests, springs, streams and wetlands • Enforce riparian protection zones as guided by Water Act 2002 • Reintroduce indigenous tree species to degraded riparian areas • Investments in strengthening environmental governance; waste management and pollution control; Rehabilitation of environmentally fragile ecosystems; • Upscale sustainable land management (SLM) practices 	County wide	County Government, Water Department, Agriculture Department, NEMA, KFS, KARI, WARMA, CGOV

Diversifying tourism	Underdeveloped tourist attraction sites and limited tourism products	<ul style="list-style-type: none"> • Formulation and implementation of county tourism policy • Promote eco-tourism ; Establishment of Eco-lodges in Kibiri forest and Maragili Hills , Ebusiekwe Hills, Mungoma Caves among others • Increased investments in the hospitality industry-increased hotel accommodation capacities 	Tourist class hotels in Mbale, Luanda, Majengo and Jeptulu, Mungoma Cave , kibiri Forest, Maragoli hills	Directorate of Commerce and Tourism Development
Urbanization	Increased rural-urban migration Sprawling informal settlements in urban areas Limited housing, water supply and recreation facilities	<ul style="list-style-type: none"> • Increased land-use planning in urban areas • Delocalization of services from the urban areas • Development and implementation of land use policy • Acquire land for development of recreational park in Vihiga Urban Centres as proposed and indicated in the structure plans • -Convert the open park at former municipal offices into an historical site • -Develop one sports stadium in each Sub County. • 	Luanda, Mbale, Majengo, Jeptulu, Chavakali	Department of Lands, Housing, Physical Planning and Urban Development
Providing appropriate infrastructure	Inadequate county road s connectivity High deterioration rate of earth roads thus mantainance cost Encroachment on road reserves Absence of Non-motized roads	<ul style="list-style-type: none"> • Upgrading of earth roads to bitumen standards • Community participation in road infrastructure development and management for sustainability • Promote increased funding and private sector participation in road infrastructure development and management • Re-Classification of roads to enhance coordination among different agencies • Adoption of sustainable technologies in infrastructure development e.g use of cabros in paving urban areas , solar powered street lighting and gravity-based water supply systems, • Implement Circular economy strategies including ; waste to energy plant 	County wide	Department of Transport &InfrastructureKeRRA, KURA, KeNHA Directorate of Water and sanitation
	Inadequate affordable housing infrastructure	<ul style="list-style-type: none"> • Promote modern housing technologies • 	County-wide	Housing Directorate
	Energy insecurity urban connectivity (10.8%) and Rural 5.8% to 80%	<ul style="list-style-type: none"> • In collaboration with KENGEN establish Hydro electric power plant at Kaimosi • Promote electricity penetration across the county • Promote sustainable enrgy including Solar and Bio fuel 	County wide	REA, County directorate of Environment & Enegy
Social infrastructure and amenities	Social and recreational facilities in	Develop a master plan for urban infrastructure development integrating socio-cultural apects	County wide	County Municipal Board Directorates of sports

	urban areas	Rehabilitate County Municipal Grounds Develop master plan for sports and recreational facilities		culture Gender and youth
	Unplanned development of most Health infrastructure	<ul style="list-style-type: none"> • Develop Physical plan for all health facilities 	County Wide	Physical Planning Directorate
	County is endowed with many natural water springs	<ul style="list-style-type: none"> • Mapping and protection of wetlands and springs • Development and implementation of a master plan for waste management 	County wide	Directorates of Water and Sanitation , Physical Planning Directorate
	Integration of ICT in Development Planning	<ul style="list-style-type: none"> • Promote use GTS services in resource planning • Upscale internet connectivity: fibre optic cable in all urban areas • Mapping and establishment of Digital villages 	County – Urban Centres /Markets	Physical planning ICT and Communications Directorate
	Increasing incidences of Disasters and insecurity in urban areas	<ul style="list-style-type: none"> • Establishing Disaster management unit and County Enforcement and security directorate • Development and implementation of Disaster Risk Reduction strategy • Mapping and Installation of CCTVs in major urban roads and market centres 	County wide	Public service directorate NPS, Red cross,

CHAPTER 4: DEVELOPMENT PRIORITIES, STRATEGIES AND PROGRAMMES

4.1 Overview

This chapter provides information by sector on development priorities strategies and programmes as identified during various public participation engagements with special reference to the Governors manifesto, the national Vision 2030, the Fourth Medium Term Plan (MTP IV), the Global Sustainable Development Goals (SDGs) and other critical policies and commitments both local and global. In addition the chapter presents flagship programmes and projects to be implemented during the plan period.

The ten key areas of priority to be pursued in the third generation CIDP 2023-2027 are: Scale up of good county governance systems; Create opportunities for youth employment and wealth creation through entrepreneurship in Agri-business, technology, innovation and talent development; Continued promotion of an educated, skilled and well informed society; Promotion of primary and clinical healthcare towards achievement of UHC; Improvement and maintenance of reliable transport and communication infrastructure; Promotion of conservation of our environment and adaptation to climate change and use of renewable energy; Enhanced promotion of county unity and public participation in development planning and decision making processes; Promotion of SMART Agriculture with focus on Agribusiness, irrigation and food security; Continued improvement and maintenance of water distribution and sanitation to households as well as water conservation and harvesting; and Promotion of trade and Commerce, SMEs and service industry.

4.2 Development Priorities and Strategies

4.2.1 Health sector

The health sector is a critical contributor to the county economy. The sector is comprised of medical services and public health services. The county health strategic thrust is to provide equitable and affordable health care at the highest affordable standard to all.

Vision:

A healthy, productive and nationally competitive county

Mission:

To deliberately build progressive, responsive and sustainable technologically driven evidence based and client centred health systems for accelerated achievement of the highest attainable standard of health to all residents of Vihiga County

Sector Goal:

To attain equitable, affordable, accessible and quality health care for all residents of Vihiga County

Health Sector priorities and strategies

No.	Sector Priorities	Strategies
1.	Strengthening policy and institutional capacities to enhance delivery of quality health care.	<ol style="list-style-type: none">i. Formulate county health strategies, policies and legislationsii. Strengthen Human resource Development and staff welfare programmesiii. Strengthen supply chain for health commodities - Operationalizing the Health Commodities Information Management System.iv. Upscale referral systems by implementing referral strategyv. Strengthen Health Information Management Systems M&E and Researchvi. Strengthen Community Health Strategyvii. Implementation of appropriate standards models: KQMH, SBMRviii. Support and Strengthening the management of health facilities

2.	Revitalization of Health infrastructural capacity to enhance access and demand for quality healthcare	<ul style="list-style-type: none"> ix. Completion and operationalization of all ongoing Health Infrastructure including the 200 bed Hospital Plaza at Vihiga County Referral Hospital and Givigoi Health facility Givigoi Construction and equipping of New Health infrastructure; x. Upgrading of health care facilities; <ul style="list-style-type: none"> ✓ Upgrade of selected dispensaries to level 4, Develop sub county hospitals to level 4 and upgrade county referral hospital to a level 5 teaching hospital ✓ facelift of Vihiga County Referral Hospital including Cabro paving and construction of modern main gate ✓ installation of incinerators and construction of burning chambers in all sub county hospitals ✓ Acquire 5 ambulances to enhance emergency medical services
3.	Improve Health Care Financing	<ul style="list-style-type: none"> xi. Promote Universal Health Insurance Coverage (UHC) by increasing access to medical insurance for the elderly xii. Strengthen the Facility Improvement Fund (FIF) xiii. Promote Public Private Partnerships model in the provision of Health services and support for health Programmes
4.	strengthen Preventive and promotive healthcare	<ul style="list-style-type: none"> xiv. Scale up preventive, promotive, maternal neonatal, child health care programme including; <ul style="list-style-type: none"> ✓ Increased Advocacy ✓ Accelerate Immunization Services ✓ Communicable and Non-Communicable Disease control ✓ Promote Environmental Health Services ✓ Scale up of nutrition services xv. Establish Primary Health Care networks

4.2.1.1 Health Sector Programmes, Sub Programmes and flagship projects

Table 16 : Health sector development programmes and subprogram

Programme Name: GENERAL ADMINISTRATION, PLANNING AND SUPPORT SERVICES														
Objective: To provide effective and efficient administrative, planning and management of health services														
Outcome: Effective governance and leadership														
Sub Programme	Key Output/outcome	Key Performance Indicators	Linkages to SDG Targets*	Planned Targets and Indicative Budget (KSh. M)										Total Budget (KSh. M)*
				Year 1		Year 2		Year 3		Year 4		Year 5		
				Target	Cost	Target	Cost	Target	Cost	Target	Cost	Target	Cost	
Leadership and Governance	Improved leadership and governance for health at County level	Number of Community health committees trained	SDG 3	20	3	40	6	50	7.5	40	6	16	2.4	24.9 M
		Number of health facility management committees trained	SDG 3	10	1.5	20	3	20	3	20	3	5	0.75	11.25 M
		Number of health managers at facility level trained	SDG 3	50	0.75	50	1.5	50	1.5	50	1.5	25	.375	5.625 M
		Number of health managers at Sub-County and County level trained on management and leadership	SDG 3	50	0.75	100	1.5	0	0	0	0	50	1	3.25 M
Human resources for health	Increased health worker to population	Number of Health workers recruited	SDG 3	100	89M	75	67M	50	44M	50	44M	50	44M	288M
		Number of healthcare	SDG 3	110		120	1,215	125	1441	130	1629	135	1835	7,227

management and development	ratio	workers compensated		00	1,107 M	0	M	0	M	0	M	0	M	M	
		System Installed	SDG 3	1	2.5 M	0	0	0	0	0	0	0	0	0	2.5M
		Staff bus procured	SDG 3	-	-	1	15M	0	0	0	0	0	0	0	15M
	Increased access to specialized	Number of healthcare workers trained	SDG 3	45	3M	50	3.75 M	60	4M	60	4M	75	3.45 M	18.5 M	
		Number of staff rewarded for exemplary performance	SDG 3	30	1.5 M	30	1.5M	30	1.5M	30	1.5M	30	1.5M	7.5M	
Health systems, planning and support services	Evidence based decision making	Number of facilities implementing eHMIS	SDG 3	7	15M	17	20M	35	36M	50	65M	75	100 M	236M	
		Number of sub-programs implementing M&E best practices	SDG 3	30	2M	30	2M	30	2M	30	2M	30	2M	10M	
		Number of research studies or surveys being conducted in the County	SDG 3	2	2M	4	4M	4	4M	3	3M	2	2M	15M	
Health Products and Technologies (HPTs) services	Increased availability of health products and technologies	Number of health facilities reporting no stock outs in 7 days	SDG 3	75	533 M	75	560 M	75	588 M	75	617 M	75	648 M	2,946 M	
		Number of facilities reporting on the end to end stock visibility system	SDG 3	50	37M	75	20M	75	8M	75	8M	75	8M	81M	
		Number of health facilities with active Medicines and Therapeutics Committees	SDG 3	6	0.1 M	12	0.2M	24	0.4M	24	0.4M	24	0.4M	1.5M	
		Number of emergency medical commodities undertaken(Use of drones)	SDG 3	6	2.4 M	6	2.4M	6	2.4M	6	2.4M	6	2.4 M	12M	
		Composite score in Management and accountability of HPTs	SDG 3	75	1.5 M	75	1.5M	75	1.5M	75	1.5M	75	1.5M	7.5M	
		Number of events held	SDG 3	1	1.2 M	1	1.2M	1	1.2M	1	1.2M	1	1.2M	6M	
		Number of antimicrobial stewardship activities conducted	SDG 3	5	7.5 M	10	15M	10	15M	15	22.5 M	20	30M	90M	
		Improved healthcare access	Number of sub county hospital with functional theatres	SDG3.2	2	20M	1	30M	1	30M	1	30M	-	-	110M
Health infrastructure development	Improved healthcare access	Number of hospital with equipped radiology Units	SDG3.4	1	15M	1	15M	1	15M	1	15M	-	-	60M	
		Number modern maternity and new born units constructed and operationalized	SDG 3.2	1	20M	1	20M	1	20M	1	20M	-	-	80M	
		Number of dispensary Upgraded to Health centres	SDG3	2	20M	2	20M	2	20M	2	20M	2	20M	100M	
		Number of ongoing projects completed and operationalized	SDG 3.1,3.2	2	20M	2	20M	2	15	2	15	2	15	85M	
		Number of new dispensaries established	SDG3.1, 3.2	-	-	2	20M	3	30M	-	-	-	-	50M	
		Number of health centers offering dental services	SDG 3	2	6M	2	6M	2	6M	2	6M	2	6M	30M	
		Number of incenarators constructed	SDG 3	1	15M	1	10M	1	10M	1	10M	1	10 M	50M	
		% completion of VCRH Hospital plaza	SDG 3.1, 3.2	80	50M	100	70M	-	-	-	-	-	-	120M	

Programme Name: PREVENTIVE AND PROMOTIVE HEALTH SERVICES														
Objective: To provide effective and efficient preventive and promotive health interventions across the county														
Outcome: Reduced morbidity and mortality due to preventable causes														
Sub Programme	Key Output	Key Performance Indicators	Linkages to SDG Targets*	Planned Targets and Indicative Budget (KSh. M)										Total Budget (KSh. M)*
				Year 1		Year 2		Year 3		Year 4		Year 5		
				Target	Cost	Target	Cost	Target	Cost	Target	Cost	Target	Cost	
Reproductive, Maternal, Neo-natal child & Adolescent Health - RMNCAH	Reduced child mortality	Perinatal mortality	SDG3.1	0	1.5M	0	1.6M	0	1.7	0	1.8	0	2M	8.6M
		Proportion of children treated for diarrhea	SDG3.1	100%	1M	100%	1.2M	100%	1.3M	100%	1.4M	100%	1.5M	6.4M
		Proportion of preterm and low birth weight neonates initiated on KMC	SDG3.1	100%	2M	100%	2.4M	100%	2.6M	100%	2.8M	100%	3M	12M
	Boresha Afya mama na Mtoto programme strengthens	Number of 1 st ANC mothers registered below 16 weeks and 4 th ANC visits	SDG 3.2	60%	25M	65%	25M	70%	25M	75%	25M	80%	25M	125M
		Number of CHVs trained on Boresha Afya ya mama na mtoto programme	SDG 3.1, 3.2	200	0.67M	-	-	200	0.67M	-	-	-	-	1.34M
		Boresha Afya ya mama na mtoto programme System installed and rolled out	SDG 3.1, 3.2	1	7.704M	1	2.704M	1	2.704M	1	2.704M	1	2.704M	18.52M
Non-Communicable Diseases Control and management	Reduced burden of ill health associated with NCDs	Number of drug and substance abuse treatment and support Centre established	SDG3.5	1	53M	0	0	0	0	0	0	0	0	53M
		number of Mental Health Clinics	SDG3.4	1	20M	1	20M	1	20M	1	20M	1	20M	100M

		Model NCD clinic & Training Centre at the County Hospital established	SDG3.4	1	67M	0	12M	0	12M	0	12M	0	12M	115M
Reproductive Health and family planning services	Reduced maternal mortality	No of 1 st ANC visit initiated within the first 12 weeks	SDG3.1, 3.2	60%	5M	65	5M	70	5M	75	5M	80	5M	25M
		Number of 4 th ANC visit	SDG3.1, 3.2	70%	5M	75	5M	75	5M	78	5M	80	5M	25M
		Number of skilled deliveries	SDG3.1, 3.2	75%	10M	78	10M	78	10M	80	10M	80	10M	50M
		Number of PNC visits made within 48 hours	SDG3.1, 3.2	60%	10M	65	5M	70	5M	70	5M	80	5M	25M
		number of FP method users	SDG3.7	72,000	10M	74,000	10M	78,000	10M	79,000	10M	80,000	10M	50M
		Number of Cancer screening done	SDG3.4	12,000	15M	13,000	10M	14,000	10M	15,000	10M	15,000	10M	50M
		Number of cancers treated with cryoll	SDG3.4	600	5M	650	5M	700	5M	750	5M	8,000	5M	25M
Immunization Services	Increased immunization coverage	Percentage of fully immunized children	SDG3.1	90%	20M	95%	5M	97%	5M	99%	3M	100%	2M	35M
		Number of health facilities with cold chain	SDG3.2	72	2M	78	2M	84	2M	90	2.5M	96	3M	9.5M
Communicable disease control (Malaria, TB, HIV/AIDS and STI)	Improved Malaria management	Percentage of households with LLINs	SDG3.3	98%	6M	98%	6M	99%	7M	99%	8M	99%	8M	35M
		Percentage of Pregnant who received LLINs in ANC	SDG3.3	100%	4M	100%	5M	100%	5M	100%	6M	100%	7M	27M
		Percentage of ANC mothers receiving IPTp 2&3	SDG3.3	80%	4M	80%	4M	80%	5M	80%	5M	80%	6M	24M
		Percentage of suspected malaria cases tested for malaria	SDG3.3	100%	8M	100%	9M	100%	9M	100%	10M	100%	11M	47M

		Percentage of confirmed Malaria cases treated with ACT	<i>SDG 3.3</i>	100 %	<i>8M</i>	100 %	<i>9M</i>	100 %	<i>10M</i>	100 %	<i>10M</i>	100 %	11M	48M
	Reduced TB burden	Number of newly diagnosed TB cases	<i>SDG 3.3</i>	90%	<i>10M</i>	90%	<i>10 M</i>	90%	<i>12M</i>	90%	<i>13M</i>	90%	13M	58 M
		Percentage of TB patients tested for HIV	<i>SDG 3.3</i>	100 %	<i>0.5 M</i>	100 %	<i>1M</i>	100%	<i>1 M</i>	100 %	<i>1M</i>	100 %	2 M	5.5M
		Percentage of TB Patients completing Treatment.	<i>SDG 3.3</i>	90%	<i>11.5M</i>	92%	<i>13M</i>	95%	<i>12 M</i>	95%	<i>13M</i>	95%	15 M	64.5M
	Reduced HIV/AIDS prevalence	% PLWHAs who know their status	<i>SDG 3.3</i>	88%	<i>5M</i>	92%	<i>5M</i>	95%	<i>5M</i>	95%	<i>5M</i>	95%	5M	25M
		%PLWHAs on HAART	<i>SDG 3.3</i>	90%	<i>5M</i>	95%	<i>5M</i>	95%	<i>5M</i>	95%	<i>5M</i>	95%	5M	25M
		%of PLWHAs who are virally suppressed	<i>SDG 3.3</i>	92%	<i>10M</i>	95%	<i>12M</i>	95%	<i>15M</i>	95%	<i>15M</i>	95%	15M	67M
		% of pregnant women on HAART	<i>SDG 3.3</i>	83%	<i>3M</i>	90%	<i>3M</i>	100 %	<i>3M</i>	100 %	<i>4M</i>	100 %	7M	20M
		%of HIV exposed infants(HEIs) on prophylaxis	<i>SDG 3.3</i>	100 %	<i>2M</i>	100 %	<i>2M</i>	100 %	<i>2M</i>	100 %	<i>2M</i>	100 %	4M	12M
Nutrition Services	Improved nutrition status of women of reproductive age and children aged 0-59 Months.	% Increase in Vitamin A coverage	<i>SGD3,</i>	80%	4 M	80%	<i>4.2M</i>	85%	<i>4.4M</i>	90%	<i>4.6M</i>	95%	5M	22.2M
		% of pregnant women attending ANC receiving iron /folic supplements	<i>SGD3,</i>	80%	2M	85%	<i>2.5M</i>	90%	<i>3M</i>	95%	<i>3.5M</i>	95%	4M	15M
	Enhanced screening and management of malnutrition	Proportion of < 5 years attending growth monitoring	<i>SGD 3.1</i>	35%	9.2 M	50%	<i>9.7</i>	60%	<i>10.1</i>	65%	<i>10.6M</i>	70%	10.2M	49.8M
	Increased intake of micronutrients through dietary diversification	Proportion of H/H meeting dietary diversity score	<i>SGD 3/4</i>	90%	4M	90%	<i>4.2M</i>	90%	<i>4.6M</i>	95%	<i>5M</i>	95%	5.2M	23M

	on													
	Reduced prevalence of stunting	% of stunting in children	<i>SDG3, 2.2</i>	23.5 %	3M	22%	4M	21%	4M	20%	4M	18%	5M	20M
	Reduced % of mortality due to acute MAM/SAM	Proportion of deaths among acutely malnourished children/ adults	<i>SDG3, SDG 2.1</i>	0.2%	3M	0.2%	4M	0.2%	4M	0.2%	5M	0.2%	5M	20M
Public Health Services	Increased Safe Household Water Supply	Number of Community Water Point Disinfection	<i>SDG 3.9 & 6</i>	450	0.65M	450	0.65M	450	0.65M	450	0.65M	450	0.65M	3.25M
	Improved environmental health	% of Villages declared ODF	<i>SDG 3.9</i>	10	1.8M	10	1.4M	10	1.2M	10	1.2M	10	1.2M	6.2M
		% of Environmental Health Surveillances Conducted	<i>SDG 3.9</i>	100	0.6M	100	0.48M	100	0.48M	100	0.4M	100	0.48M	2.44M
		% of Facility IPC Services Provided	<i>SDG 3.9</i>	100	0.76M	100	0.76M	100	0.76M	100	0.76M	100	0.76M	3.8M
		% of Biomedical Waste Management Strengthened	<i>SDG 3.9</i>	100	0.28M	100	0.28M	100	0.28M	100	0.28M	100	0.28M	1.4M
		% of Food Premises Certified	<i>SDG3.9</i>	100	10M	100	12M	100	15M	100	18M	100	20M	65M
School Health Programme	Enhanced Schools health and safety	% School sensitized on school health and safety	<i>SDG 3.9</i>	100	9.15M	100	9.15M	100	9.15M	100	9.15M	100	9.15M	45.75M
		% of school age children dewormed	<i>SDG 3.9</i>	100	4M	100	4M	100	5M	100	5M	100	6M	24M
Health Promotion services	Enhance health seeking behavior	No of health promotion initiatives undertaken	<i>SDG3.9</i>	126	4.935M	126	4.935M	126	4.935M	126	4.935M	126	4.935M	24.675
		Number of social behavior change materials disseminated and	<i>SDG 3.9</i>	12,000	150,000	12,000	150,000	12,000	150,000	12,000	150,000	12,000	150,000	750,000

		distributed												
Community health services	Improved community level health care services	% of functional community units	<i>SDG 3.8</i>	100	53M	100	70M	100	87M	100	87	100	87M	384M
		Number of CHVs empowered	<i>SDG 3.8</i>	1446	60.732M	1446	78.084M	1446	95.436M	1446	95.436M	1446	95.436M	425.124M
Neglected Tropical Diseases(NTDs)	Enhanced control and prevention of NTDs	% of people dewormed	<i>SDG3.3</i>	100	12M	100	12M	100	12M	100	12M	100	12M	60M
		No. of WASH activities undertaken	<i>SDG3.9</i>	10	5.5M	10	5.5M	10	5.5M	10	5.5M	10	5.5M	27.5M
		No. of NTD Forums held	<i>SDG3.3</i>	50	4.5M	50	4.5M	50	4.5M	50	4.5M	50	4.5M	22.5M

Programme Name: CURATIVE AND REHABILITATIVE HEALTH SERVICES														
Objective: To provide effective and efficient preventive and promotive health interventions across the county														
Outcome: Effective and efficient preventive and promotive health interventions within the county														
Sub Programme	Key Outcome	Key Performance Indicators	Linkages to SDG Targets*	Planned Targets and Indicative Budget (KSh. M)										Total Budget (KSh. M)*
				Year 1		Year 2		Year 3		Year 4		Year 5		
				Target	Cost	Target	Cost	Target	Cost	Target	Cost	Target	Cost	
Rehabilitative Health Services	Strengthen and mainstream disability program agenda	Number of persons with disability registered	<i>SDG 3.8</i>	2	0.04M	12	0.24M	12	0.24M	12	0.24M	12	0.24M	1M
		Number of PWD identified and referred by CHVs	<i>SDG 3.8</i>	-	-	50	0.08M	50	0.08M	50	0.08M	50	0.08M	0.32M
	Integrate rehabilitation services in Hospitals	Number of Hospitals with integrated Rehabilitation services	<i>SDG 3.8</i>	1	10M	1	15M	1	20M	1	30M	1	35M	110M
		Orthopaedic workshop equipment	<i>SDG 3.8</i>	1	7.5	-	-	-	-	1	7.5	-	-	15M
Curative Services	Patient safety and quality improvement	Number of facilities with functional Infection, prevention and control committee	<i>SDG 3.8</i>	35	10M	40	15M	50	17M	60	20M	70	22M	84M
	Improved specialized services	Number of functional mental and drug rehabilitation unit	<i>SDG3.5</i>	1	50M	1	20M	-	-	-	-	-	-	70M
		Number of functional ENT clinics/Unit	<i>SDG 3.8</i>	1	2M	1	5M	2	50M	3	15M	1	10M	82M

Programme Name: CURATIVE AND REHABILITATIVE HEALTH SERVICES														
		Number of Endoscopy/Laparoscopy equipment	SD 3	-	-	1	50M	1	2M	1	3M	1	5M	60M
Diagnostic services	Increased access to specialized treatment and diagnostic services	% Completion of County Blood Transfusion Centre and Modern Laboratory at County Referral	SD3	10%	20M	40%	35M	20%	20M	20%	20M	10%	10M	105 M
		Number of Laboratories upgraded and equipped	SDG3	5	10M	7	15M	5	12M	2	5M	2	5M	52M
		Number of Laboratories ISO certified	SDG3	1	5M	2	10M	2	10M	1	5M	1	5M	35M
		Number of functional Laboratories	SDG3	35	100 M	40	115 M	50	120 M	60	125 M	70	130 M	590 M
		Number of functional facilities with Ultra sound and X-ray services	SDG3	2	46M	1	23M	1	30M	1	45M	5	20M	164 M
		Number of functional CT Scan machines	SDG 3	1	10M	1	15M	1	20M	1	25M	1	30M	100 M
		Number of functional MRI unit at County Referral Hospital	SDG 3	-	-	-	-	1	200 M	1	10M	1	10M	220 M
		Number of new mortuary units	SDG 3	-	-	2	60M	1	30M	1	30M	1	30M	150 M
Referral services	Improved referral services	Establishment of a referral command center	SDG 3	1	20M	1	10M	1	10M	1	10M	1	10M	60M

4.2.1.2 Health sector flagship programmes and projects

Project Name	Location	Objective	Description of Key Activities	Key Output(s)	Time Frame*	Estimated cost (KSh.)	Source of Funds	Lead Agency
Establishment of MRI Unit	VCRH	To enhance access to specialized treatment and diagnostic services	Construction of the unit, purchase of MRI machine, installation and commissioning	Functional MRI unit	3 years	220M	CGV/GOK/DP	Department of Health
Establishment of modern medical Laboratories	Countywide	To enhance access to specialized treatment and diagnostic services	Construction of the laboratories, equipping and commissioning	Functional laboratory	5yrs	590M	CGV/GOK/DP	Department of Health
Complete 100-bed hospital plaza with specialized clinics, modern theatres, dialysis unit, HDU and ICU	VCRH	To enhance access to specialized treatment and diagnostic services	Complete construction of plaza and equipping	Functional hospital plaza	2years	120M	CGV/GOK/DP	Department of Health
Upgrade sub-county hospitals to level 4	Hamisi Emuhaya Luanda	To enhance access to specialized	Hospital infrastructure improvement,	Functional level four hospitals	5years	200M	CGV/GOK/DP	Department of Health

	Sabatia	treatment and diagnostic services	equipping and staffing					
Upgrade VCRH to level 5 teaching and referral hospital	VCRH	To enhance access to specialized treatment and diagnostic services	Hospital infrastructure improvement, equipping and staffing	Functional level 5 hospitals	5years	50M	CGV/GOK/DP	Department of Health

4.2.2 Transport and Infrastructure

The sector is critical enabler for socio economic transformation as articulated in the Medium-Term Plan (MTP IV) 2023-27 of the Kenya vision 2030. The Transport and Infrastructure sub sector in the county comprises the roads, public works and mechanical services. The key roles of the sector include; facilitating the development and maintenance of a cost-effective road network, provision of design, documentation and supervision services for public buildings and infrastructure, inspection and maintenance of county vehicles, plant and machinery as well as overseeing fire and rescue services and fleet management.

Sub sector Vision:

A lead provider of an efficient transport system and well-maintained infrastructure in a safe and secure environment

Sub sector Mission:

To provide an efficient, affordable and reliable infrastructure for sustainable economic growth and development through construction, modernization, rehabilitation and effective management of all infrastructure facilities

Sub sector Goal:

Sustainable infrastructure development

Sector Priorities	Strategies
Efficient and reliable road network	<ul style="list-style-type: none"> • Introduction of performance-based road maintenance programme • Re-classification of roads • Establishing an inventory for roads and all public infrastructure • Sensitization and community involvement in maintenance of roads • Establish a PPP framework for financing public infrastructure • Maintenance, expansion and opening up of county roads • Upgrading of roads to bituminous standards in partnership with KeRRA and KURA • Construction and maintenance of river crossing (bridges, culverts and foot bridges)
Enhanced fire response and rescue services	<ul style="list-style-type: none"> • Establish a fully equipped county fire station.
Efficient Transport System	<ul style="list-style-type: none"> • Establishing fleet management system for county vehicles and machinery • Complete construction and equipping of the mechanical workshop. • Upscale maintenance of public machinery and equipment • Capacity enhancement of transport management staff • Acquisition of critical plant and machinery • Enact and implement transport policy and regulations • Develop a zoned and well-regulated transport system

Sustainable public infrastructure development	<ul style="list-style-type: none"> • Installation of High mast flood lights and street lighting • Efficient design and supervision of public building • Mainstreaming climate change & adaptation, and disaster risk management in infrastructure development
---	--

4.2.4.1 Transport and Infrastructure programmes and sub programmes

<i>Transport & Infrastructure</i>														
Programme Name: Administration planning and support services														
Objective: To develop and strengthen appropriate policy and legal framework														
Outcome: Improved service delivery in the sector														
Sub Programme	Key Output	Key Performance Indicators	Linkages to SDG Targets*	Planned Targets and Indicative Budget (KSh. M)										Total Budget (KSh. M)*
				Year 1		Year 2		Year 3		Year 4		Year 5		
				Target	Cost	Target	Cost	Target	Cost	Target	Cost	Target	Cost	
General Administrative services	Improved legal, policy and institutional framework	Number of policies formulated - 3policies	SDG9	1	5M	2	10M	-	0	-	0	-	0	15M
Public works design documentation and supervision services	Improved standards of buildings	% of of site supervised	SDG9	100	5M	100	5M	100	5M	100	5M	100	5M	25M
		% of buildings approved	SDG9	100	0	100	0	100	0	100	0	100	0	
Programme Name: Road Infrastructure Development														
Objective: To improve roads infrastructure														
Outcome: Improved road network for effective and efficient mobility														
Sub Programme	Key Output	Key Performance Indicators	Linkages to SDG Targets*	Planned Targets and Indicative Budget (KSh. M)										Total Budget (KSh. M)*
				Year 1		Year 2		Year 3		Year 4		Year 5		
				Target	Cost	Target	Cost	Target	Cost	Target	Cost	Target	Cost	
Road infrastructure development	Improved road accessibility	No. of Kms of new roads constructed	SDG9.1	25	75M	25	75M	25	75M	25	75M	25	75M	375M
		Kms of roads Maintained	SDG9.1	400Kms	200M	400Kms	200M	400Kms	200M	400Kms	200M	400Kms	200M	1B
	Improved road interconnectivity	Number of river crossing (bridges /box culvert and culvert constructed)	SDG9.1	30	150M	30	150M	30	150M	30	150M	30	150M	750M
		No of footbridge constructed	SDG9.1	25	50M	25	50M	25	50M	25	50M	25	50M	250M
	Roads upgraded to bitumen standard by county government	KMs of roads upgraded	SDG9.1	3.48	208.8	3.48	208.8	3.48	208.8	3.48	208.8	3.48	208.8	1.044B
Roads upgraded to bitumen	KMs of roads upgraded	SDG9.1	11.27	781.2	11.27	791.2	11.27	791.2	11.27	791.2	11.27	791.2	3.946B	

	standard by other agencies													
	Improved road safety	Number of KM of roads with roads furniture	SDG9.1	100Kms	20M	100Kms	20M	100Kms	20M	100Kms	20M	100Kms	20M	100M
Programme Name: Transport Management and Safety														
Objective: To ensure effective and efficient transport system														
Outcome: effectively and efficiently managed county transport services														
Transport system management	Improved control traffic	Fleet Management System established	SDG9.1	1	20M	1	2M	1	2M	1	2M	1	2M	28M
		Number of bus parks established	SDG9.1	-	-	1	50M	1	75M	1	75M	-	-	200M
		Number of traffic marshals trained	SDG9.1	10	1M	10	1M	10	1M	10	1M	10	1M	5M
Mechanical services	County Mechanical unit operational	Number	SDG9.1	1	25M	1	25M	1	25	1	25	1	25	125M
Firefighting services	Fire and rescue unit constructed and operationalized	Number	SDG9.1	1	20	1	100	1	5	1	5	1	5	135M
Street lighting	Improved security and increased hours of trading	Number of High mast street lights installed	SDG9.1	5	20M	5	20M	5	20M	5	20M	5	20M	100M

4.2.4.2 Transport and Infrastructure Flagship programmes and projects

Table 17: T&I Flagship program

Project Name	Location	Objective	Description of Key Activities	Key Output(s)	Time Frame*	Estimated cost (KSh.)	Source of Funds	Lead Agency
TRANSPORT AND INFRASTRUCTURE – UPGRADING OF COUNTY ROADS TO BITUMEN STANDARDS								
Ebuyangu-Ebukanga-Hobuyaya road	Emuhaya	To link major urban centres and markets	Upgrading of gravel roads to bitumen standards	6.4 Km	5 years	384M	CGV/GOK/DP	County Government of Vihiga
Jebrook-Hamisi road	Hamisi	To link major urban centres and markets	Upgrading of gravel roads to bitumen standards	4.5 Km	5 years	270M	CGV/G.O.K/DP	County Government of Vihiga
Chavakali-Lusiola	Sabatia	To link major urban centres and markets	Upgrading of gravel roads to bitumen standards	2.5 Km	5 years	150M	CGV/G.O.KDP	County Government of Vihiga
Majengo –Magayi-Kidundu	Vihiga	To link major urban centres and markets	Upgrading of gravel roads to bitumen standards	2.0 Km	5 years	120M	CGV/G.O.K/DP	County Government of Vihiga
Luanda Market Ring road	Luanda	To link major urban centres and markets	Upgrading of gravel roads to bitumen standards	2.0 Km	5 years	120M	CGV/G.O.K/DP	County Government of Vihiga
Kaimosi-Muhudu-Kaptech-Mukhombe road	Hamisi	To link major urban centres and markets	Upgrading of gravel roads to bitumen standards	9.5 Km	5 years	570M	G.O.K	Kenya Rural Roads Authority
Cheptulu-shaviringa-ikamulembe-Muhudu Road	Hamisi	To link major urban centres and markets	Upgrading of gravel roads to bitumen standards	7.0Km	5 Years	420M	GOK	Kenya Rural Roads Authority
Chavakali-Solongo-Kegondi-Eregi	Sabatia	To link major urban centres and markets	Upgrading of gravel roads to bitumen standards	4.3 Km	5 years	258M	G.O.K	Kenya Urban Roads Authority

Mbale-Kisangula(Mpaka road)	Sabatia	To link major urban centres and markets	Upgrading of gravel roads to bitumen standards	5.8 Km	5 years	348M	G.O.K	Kenya Urban Roads Authority
In C39 Kaimosi-Shamakhokho	Hamisi	To link major urban centres and markets	Upgrading of gravel roads to bitumen standards	4.0 Km	5 years	240M	G.O.K	Kenya Rural Roads Authority
Vihiga-Masana-Ideleri-Tigoi	Vihiga	To link major urban centres and markets	Upgrading of gravel roads to bitumen standards	12.0 km	5 years	720M	G.O.K	Kenya Rural Roads Authority
Sabatia-Mudungu-Jemovo-Hamisi Centre	Sabatia	To link major urban centres and markets	Upgrading of gravel roads to bitumen standards	11.0 Km	5 years	660M	G.O.K	Kenya Rural Roads Authority
Mbale-Muzulyu-Viyalo-	Sabatia	To link major urban centres and markets	Upgrading of gravel roads to bitumen standards	5.5 Km	5 years	330M	G.O.K	Kenya Rural Roads Authority
Mbale rison NHC-Shell Petrol station	Vihiga	To link major urban centres and markets	Upgrading of gravel roads to bitumen standards	1.0 Km	5 years	60M	G.O.K	Kenya Urban Roads Authority
Kegoye ring road – kegoye pri,-Endeli	Vihiga	To link major urban centres and markets	Upgrading of gravel roads to bitumen standards	3.1 Km	5 years	186M	G.O.K	Kenya Urban Roads Authority
Vihiga police station Mbihi	Vihiga	To link major urban centres and markets	Upgrading of gravel roads to bitumen standards	5.5 Km	5 years	330M	G.O.K	Kenya Urban Roads Authority
Mbale Equity-mukuli-Kese	Vihiga	To link major urban centres and markets	Upgrading of gravel roads to bitumen standards	1.4	5 years	84M	G.O.K	Kenya Urban Roads Authority
Manyatta Chambiti ring rd –Stage Maziwa	Vihiga	To link major urban centres and markets	Upgrading of gravel roads to bitumen standards	2.0 KM	5 years	120M	G.O.K	Kenya Urban Roads Authority
Muete mrkt –Vohovole Pri	Sabatia	To link major urban centres and markets	Upgrading of gravel roads to bitumen standards	0.7 Km	5 years	42M	G.O.K	Kenya Urban Roads Authority

4.2.2 General Economic & Commercial Affairs (GECA)

The General Economic and Commercial Affairs (GECA) Sector integrates both product and service industries. The sector comprises of five sub-sectors namely, Investment and Industry, Cooperatives Development, Trade, East African Community Integration and Tourism. At the county level the sector comprises of Commerce Tourism and Cooperatives It plays a critical role in job and wealth creation, infrastructure development through industrial development, investments and promotion of trade, tourism development, savings mobilization and regional integration.

Vision

A regionally competitive economy with sustainable socio-economic development

Mission

To facilitate growth of MSMEs through creation of enabling environment for business, industrial development and investments, promotion of sustainable tourism as well as developing commercially viable cooperative enterprises

Goal

Sustainable and integrated growth & development of trade, industrialization, tourism and

cooperatives enterprises for wealth and employment creation.

Table 18 : Commerce Tourism and Cooperatives subsector priorities and strategies

Sector Priorities	Strategies
Sustained growth and development of trade (MSMEs, Industries)	<ul style="list-style-type: none"> Review of trade and licensing policies and regulations Develop a County Investments Act Construction of New Luanda and Jeptulu Markets Expansion and rehabilitation of market infrastructure (market stalls, toilets) Promote provision of trade loans and seed capital Capacity building/sensitization of traders and consumers on rights privileges and fair practices Promote the provision of Business Development Services , entrepreneurship skills and financial literacy to MSMEs Promote the establishment of Business Information Center Strengthen sector institutions (markets management and sector HRs capacities) Promote the establishment of industries and micro processing plants
Deepen and widen regional economic integration	<ul style="list-style-type: none"> Promote the implementation of LREB strategy and commitments Promote inter county trade fairs / exhibition
Development of Tourism	<ul style="list-style-type: none"> Formulation and implementation of Tourism Policy and strategy Promote the Establishment of tourism support facilities(eco-lodges and green parks) Strategic marketing of county tourism potential –cultural sites ,heritage and physical features
Value addition standardization product diversification and enhanced productivity	<ul style="list-style-type: none"> Strengthen cooperative governance Implementation of cooperative enterprise fund Increase cooperative capital base through Cooperative Enterprise Fund Promote cooperative bulking , value addition and market access

4.2.3.1 COMMERCE TOURISM AND COOPERATIVES PROGRAMMES AND PROJECTS

<i>Commerce Tourism and Cooperatives</i>																
Programme Name: Administration planning and support services																
Objective: To strengthen the institutional and legal framework for effective service delivery																
Outcome: Improved service delivery in the commerce tourism and cooperatives sub sector																
Sub Programme	Key Output	Key Performance Indicators	Linkages to SDG Targets*	Planned Targets and Indicative Budget (KSh. M)												Total Budget (KSh. M)*
				Year 1		Year 2		Year 3		Year 4		Year 5				
				Target	Cost	Target	Cost	Target	Cost	Target	Cost	Target	Cost			
General administrative services	Officers recruited and trained	Number of Staff	SDG 4	30	3m	40	8M	48	5M	56	5.5 M	64	6M	27.5 M		
	policies/ Acts/regulations Developed	Number of policies-(county tourism policy, Investments Act, Weights and measures regulations)	SDG10	3	2m	4	2.5m	4	2.5 m	4	2.5 m	4	2.5 m	12m		
	Offices established	Number of offices	SDG10	-	2M	5	5M	-	-	-	-	-	-	7M		
	Motor vehicles purchased	Number	SDG10	0	0.0	1	5m	1	5m	1	5m	1	5m	20m		

Programme Name: Commerce and Industry development														
Objective: To enhance growth of enterprises and incomes to entrepreneurs														
Outcome: Increased growth of commerce and Industry														
Commerce promotion	Improved trade and market infrastructure	No. of markets expanded(land banking)	SDG8.1	-	-	1	15M	1	15M	1	15M	-	-	45M
		No. of modern markets constructed	SDG8	0	0	1	50M	1	50M	1	75M	1	80M	255M
		No. of Market Sheds constructed	SDG8	5	10M	5	10M	5	10M	5	10M	5	10M	50M
		No. of High mast/solar panels/ street lights Installed	SDG7	6	5M	7	15M	8	20M	6	6M	12	20M	66M
		No. of Enterprise Incubation Centers Established.	SDG8	0	0.0	1	12m	1	12m	1	12m	1	12m	48M
		No. of Business Information Center Established	SDG8	0	0.0	1	5m	1	5m	1	5m	1	5m	20M
		No. of Entrepreneurs Trained	SDG8	300	5M	400	5.2M	500	5.5M	600	5.6M	600	5.6M	34.4M
	Enhanced market sanitation	No. of Modern Eco-toilets constructed	SDG6.2	2	10M	2	10m	2	10m	2	10m	2	10m	50M
		No. of Pit Latrines constructed/refurbished	SDG6.2	10	15m	10	15m	10	15m	10	15m	10	15m	39M
	Increased access to credit	No. of Loan Beneficiaries.(Trade Enterprise Fund)	SDG8	0	0.0	3000	50M	3000	50M	3000	50M	3000	50M	200M
Fair trade and Consumer protection	Enhanced fair trade and protected consumers against exploitation	No. of Entrepreneurs, Traders Trained	SDG8	300	4m	350	4.5m	350	4.5m	350	4.5m	400	5m	22.5M
		No. of Sensitization programmes to consumers	SDG8	5	3m	5	3m	5	3m	5	3m	5	3m	15M
		No. of Working Standards procured and operationalized	SDG8	-	-	One set of mass standards	4m	One set of volumetric standards	5m	One set of mass standards	3m	One set of volumetric standards	4m	16M
		No. of Legal Metrological Lab Constructed	SDG8	-	-	1	5m	-	-	-	-	-	-	5M
Industrial promotion	Enhanced industrial development through value addition	No. of Water Bottling Plants promoted	SDG9	-	-	1	6m	1	6.5m	-	-	1	7m	19.5M
		No. of granite products processing / plant established	SDG9	-	-	1	40m	1	30m	1	10m	1	10m	90M
		Acres of land procured for industrial development	SDG9	-	-	5acr	30m	15acr	45m	20acr	40m	10acr	30m	145M
Programme Name: Tourism development														
Objective: To promote growth of tourism in the county														
Outcome: Increased earnings from local and international tourism														
Tourism promotion and diversification	Increased tourism activities and earnings	No. of Curio Market Constructed	SDG8.9	-	-	1	2.5m	2	5m	1	2.5	1	2.5m	12.5M
		No. of Tourism Sites Developed	SDG8.9	1	5m	2	10m	2	10m	2	10m	2	10m	45M
		No. of Eco- Lodges Established (Kaimosi and Maragoli Hills)	Goal	-	-	2	200m	2	50m	2	50m	2	50m	350M
	Increased tourist	No. of Tourism Products Developed	SDG8	4	1m	5	1m	4	1m	5	1m	5	1m	5M

	attractions and products	No. of publications and sensitization fora done	SDG4	5	2m	5	2m	5	2m	5	2m	5	2m	10M
		No. of Billboards/signage's /magazines	SDG8	4	1.5m	6	2m	6	2.5m	8	3m	8	3.5m	12.5M
Programme Name: Co-operative Development Services														
Objective: strengthen management of co-operatives														
Outcome: improved cooperative governance														
Cooperative development services	Enhanced cooperative governance and accountability	Number of cooperative registered and active	SDG8.3	40	5M	50	10M	60	15	65	20	70	30M	80M
		Cooperative membership (Number)	SDG8.3	29,300	0	30,500	0	31,000	0	32,000	0	32,500	0	0
	Increased capital base	Share capital (Ksh)	SDG8.3	55M	0	57M	0	59M	0	60M	0	62M	0	0
		Cooperative Enterprise Development fund Implemented	SDG8.3	20m	20m	30m	30m	40m	40m	50m	50m	60m	60m	200M
	Increased cooperative bulking , value addition and Marketing	Number of Bulking/Aggregation facilities established	SDG8.3	3	5m	3	5m	3	5m	3	5m	3	5m	25M
No. of processing units established (Milk and Banana)		SDG8.3	2	30M	2	50M	2	50M	2	50M	0	0	170M	
No. of tannery(hides ad skins)processing industry established		SDG8.3	0	0	1	25M	1	25M	0	0	0	0	50M	

4.2.3.2 GECA Flagship Programmes and Projects

Project Name	Location	Objective	Description of Key Activities	Key Output(s)	Time Frame*	Estimated cost (KSh.)	Source of Funds	Lead Agency
Development model Market	Luanda Town and Cheptulu	To provide conducive Working Environment for Traders	Construction of Modern Market Infrastructures	Modern Markets Established	2023-2027	300M	VCF/PPP	Dep. Commerce, Tourism and cooperative.
Development of Tourism Infrastructure	Maragoli hills/kaimosi	To promote tourism activities	Construction of Eco-lodges	Eco- lodges established	2023-2027	350M	VCG/PPP	Dep. Commerce, Tourism and cooperative
Development of Granite Factory	Emuhaya	To create employment opportunities	Construction of Granite processing Industry	Granite processing factory	2023-2027	90M	CCG/NG/PPP	Dep. Commerce, Tourism and cooperative
Banana Value addition project	Sabatia Sub County	To promote bananas farm produce value addition	Construction of modern value addition housing unit	Modern Banana value addition housing	2023-2026	Kshs: 70M	Sabatia banana farmers' cooperative society/ Development partners /CGV	Directorate of Cooperative
Dairy Processing Plant	Vihiga sub county – Central Maragoli Ward	To promote milk value addition	Construction of milk processing plant	milk processing plant	2022-2027	Ksh. 100M	Vihiga Dairy FCS, CGV/ Development Partners	Directorate of Cooperative
Establish Curio Market for traditional	Mbale	To improve market infrastructure	Construction of the market and equipping	Curio market established	2024-2027	12.5M	CGV	Dep. Commerce, Tourism and

products								cooperative
Development of Vihiga International Cultural and Conference Centre	Mbale	To enhance socio-cultural development	Construction and equipping of the centre	Cultural and conference centre established	2024-2027	400 M	CGV/ Development Partners	Dep. Commerce, Tourism and cooperative

4.2.3 Social Protection Culture and Recreation

The sector aspires to promote good and inclusivity in the county development agenda. At the county level the sector is comprised of the following sub-sector Sports, culture, social services & Gender and children services. The sector plays a critical role in promotion of gender equity and equality, empowerment of communities and vulnerable groups, safeguarding children rights, advancement of diverse culture arts and sports.

Sector Vision:

A vibrant and cohesive society thriving on its cultural diversity, sports, social protection and Empowerment for all.

Sector Mission:

To promote the empowerment of vulnerable groups, social protection and nurture diverse heritage, arts and sports for a vibrant and cohesive society.

Sector Goal(s):

To ensure all residents of Vihiga live in dignity and exploit their human capabilities for their own social and economic development in a stable environment.

Sector priorities and strategies

Table 19 : sector priorities and strategies

Sector Priorities	Strategies
Preserving and fostering diverse culture and heritage	<ul style="list-style-type: none"> Promote joint annual cultural festivals Promote conservation of Indigenous foods, forest and traditional medicine Promotion of research on cultural heritage and orientation Promote Establishment of county burial grounds -public cemetery Promote Establishment of cultural centres and community resource centres
Youth empowerment	<ul style="list-style-type: none"> Promote the establishment of youth resource centres Operationalize the Youth Service Act Support youth mentorship programmes Establish Micro finance programme for the Youth Promote youth participation in Governance
Empowerment of communities and marginalized groups	<ul style="list-style-type: none"> Formulation and implementation of the County Social protection Act and Fund Upscale social protection programmes –Cash transfers, free food distribution, direct feeding to Vulnerable groups Operationalize the county PWD Act 2019 including establishing PWDs Board, secretariat and Fund
Gender equality and equity	<ul style="list-style-type: none"> Promote gender mainstreaming in Governance, Education and training

	<ul style="list-style-type: none"> • Formulate and implement Gender mainstreaming Act • Upscale women empowerment programmes
Safeguarding of children rights	<ul style="list-style-type: none"> • Enhance support to Orphaned and Vulnerable Children- County child protection policy • Foster advocacy and awareness of child rights and privileges –(Children Assembly) • Establishment of Child Protection Units (rescue centres)
Advancement of sports and arts	<ul style="list-style-type: none"> • Develop and promote sports and talents nurturing • Enhance County Sports Fund management • Promote Diversification of sporting activities • Completion of ongoing construction of stadiums (Hamisi and Kidundu) • Rehabilitation of sports grounds and playing fields in schools • Establish talent centres • Establishment of county social botanical garden and park

4.2.4.1 Gender culture youth and social service programmes and projects

Programme Name: Administration planning and support services														
Objective: To strengthen the institutional and legal framework for effective service delivery														
Outcome: Improved service delivery in the sector														
Sub Programme	Key Output/outcome	Key Performance Indicators	Linkages to SDG Targets*	Planned Targets and Indicative Budget (KSh. M)										Total Budget (KSh. M)*
				Year 1		Year 2		Year 3		Year 4		Year 5		
				Targ et	Cost	Targ et	Cost	Targ et	Cost	Targ et	Cost	Targ et	Cost	
Administrative services	Policies and plans formulated on (Gender ,Child protection,culture and heritage social protection KICOSCA and KMCF 10 year sector Plan & strategic plan)	No. of policies formulated	SDG 5	4	10M	4	10M	4	10M	0	0	0	0	30M
		No. 10 year Sector Plan and strategies developed	SDG 5	2	5M	2	5M	0	0M	0	0	0	0	10M
		No. of performances in National/County celebrations	SDG 5	5	15M	5	15M	5	15M	5	15M	5	15M	75M
Gender culture youth and sports														
Programme Name: Management and Development of culture and sports														
Objective: To promote cultural heritage and sporting activities														
Outcome: Improved culture and excellence in sports Performance														
Sub Programme	Key Output/outcome	Key Performance Indicators	Linkages to SDG Targets*	Planned Targets and Indicative Budget (KSh. M)										Total Budget (KSh. M)*
				Year 1		Year 2		Year 3		Year 4		Year 5		
				Targ et	Cost	Targ et	Cost	Targ et	Cost	Targ et	Cost	Targ et	Cost	
Recreation and Arts	Increased competitiveness in recreational and arts activities	No of talent centers established/arts gallery/museum developed	SDG 5	1	5M	1	5M	1	5M	1	5M	1	5M	25M
		No of sports disciplines established and supported	SDG 5	15	10M	22	20M	22	20M	22	20M	22	20M	90M
		No. of performances in National/County	SDG 5	5	15M	5	15M	5	15M	5	15M	5	15M	75M

		celebrations												
Sports Promotion	Improved Sporting activities and sports infrastructure	No of Stadium Constructed (Hamisi,Kidundu & Bunyore)	SDG 5	1	100 M	2	100 M	2	100 M	2	100M	2	100 M	500 M
		No of tournaments organized/ intra-county sports(Talanta Hela, Ward Competitions, County Marathon)	SDG 5	2	12.5 M	2	12.5 M	2	12.5 M	2	12.5M	2	12.5 M	62.5 M
		No. of sports academies/talent centres established	SDG 5	2	20M	2	20M	2	20M	2	20M	2	20M	100 M
		Sports Fund enhanced	SDG 5	1	100 M	1	100 M	1	100 M	1	100M	1	100 M	500 M
		Playgrounds upgraded and leveled	SDG 5	5	15M	5	15M	5	15M	5	15M	5	15M	75M
Culture and Heritage	Improved cultural development and awareness	No of cultural centres constructed and equipped(Hamisi,Mungoma & Bunyore)	SDG 8.9	3	20M	3	20M	3	20M	3	20M	3	20M	100 M
		Protection of cultural sites(circumcision and other cultural sites)	SDG 8.9	10	10M	10	10M	10	10M	10	10M	10	10M	50M
		No of Festivals/Exhibitions held (KMFC , cultural festivals, culture week & Gala night)	SDG 8.9	5	30M	5	30M	5	30M	5	30M	5	30M	150 M
		No. of pop,Brass,Choral and County anthem	SDG 8.9	0	0	1	10M	1	10	0	0	0	0	20M
		No of youth extravaganza held	SDG 5	6	5M	6	5M	6	5M	6	5M	6	5M	25M
Programme Name: Youth & Gender Development and Promotion Services														
Objective: To enhance Youth and Gender Empowerment and Mainstreaming for Sustainable Development in the County														
Outcome: Empowered Youth, Children, Women and People with Disabilities														
Social Protection	Rescue/Rehabilitation centres established	Establishment of a rescue centre(children rescue centre , Male and female Mental Health unit)	SDG 5.2	1	15M	1	15M	1	20M	1	20M	0	0	70M
		Children Assembly Forum held	SDG 5.3	1	5M	1	5M	1	5M	1	5M	1	5M	25M
		Vihiga county recreational park established	SDG 5.2, 11.6	1	30M	1	30M	1	30M	1	30M	1	30M	150 M
Youth developmet services	Youth Empowered	Number of youth school	SDG 5.2, 11.6	500	130 M	1000	130 M	1500	130 M	2000	130M	2500	130 M	750 M
		Youth resource centres established and equipped	SDG 5.2, 11.6	1	35M	1	35M	1	35M	1	35M	1	35M	175 M
		Number of youth on internship programe	SDG 5.2, 11.6	-	-	150	2M	150	2M	150	2M	150	2M	8M
		Youth in Business start-up Fund	SDG 5.2, 11.6	-	-	1	20M	1	20M	1	20M	1	20M	80M
Gender Development	Empowered, women and PWDS	No of Youth, women and PWD trained	SDG 5	500	5M	1000	20M	1500	30M	2000	40M	2500	50M	145 m
		Vihiga disability Act operationalized	SDG 5	5	2m	15	2m	15	2m	15	2m	15	2m	10m
		No of resource centres established	SDG 5.2	1	2m	1	2m	1	2m	1	2m	1	2m	10m
	Public cemetery established		0	-	5acr	7.5m	5acr	7.5m	-	-	-	-	-	15m

4.2.4.2 Gender culture youth and social service Flagship programmes and projects

Project Name	Location	Objective	Description of Key Activities	Key Output(s)	Time Frame*	Estimated cost (KSh.)	Source of Funds	Lead Agency
Hamisi Stadium	Gisambai Ward	Promotion of Sports and talents	Completion of Construction works	Improved Sports	2023-2027	500M	CGV	Dept GCYS
Kidundu Stadium	Central Maragoli ward	Promotion of Sports talents	Completion of Construction works	Improvement of sports	2023-2027	100 M	CGV	Dept GCYS
Establish county social botanical garden and park	County wide	Promote conservation of environment and recreation activities	Establishment of park, construction of facilities and planting of flowers, trees	Social botanical park established	2023-2027	50m	CGV	Dept. GCYS
Development of Hamisi, Mungoma & Bunyore Cultural centers	Hamisi, Vihiga and Emuhaya	To enhance socio-cultural development	Construction and equipping of the centre	Cultural centers established	2024-2027	100 M	CGV/ Development Partners	Dep. Commerce, Tourism and cooperative

4.2.4 AGRICULTURE RURAL AND URBAN DEVELOPMENT

The Agriculture Rural and Urban Development (ARUD) sector at national level comprises six subsectors namely: Lands and physical Planning, Livestock Development, Fisheries Aquaculture and Blue Economy and cooperatives. The agriculture rural and urban development sector is the mainstay of the economy, employment and source of food and nutrition security in the county. The sector In line with the Vision 2030 the sector is expected to drive the economy to the projected 10% annual growth. MTP IV projects sector growth of 7% annually and emphasizing on 100% food and nutrition security. The CIDP 2023-2027 envisions to achieve food and nutrition security goal, increase farmers income through value addition, lower the cost of food and increase employment especially for women and youth through agribusiness. At the county level, the sector is comprised of crop production; Livestock Production, Veterinary Services and Fisheries. The specific roles of the subsectors include; Management of food and nutrition security, capacity building of farmers on agronomy ,crop biodiversity management ,protection of agroecosystems as well as promotion of value addition and crop market access , promotion of livestock production and productivity; promotion of dairy industry , Apiculture and Poultry Production; control animal diseases and pest; promotion of food safety of animal origin to safeguard human health; Control animal diseases and pest; Promote food safety of animal origin to safeguard human health; regulation of animal breeding; Promote and regulate fish production and productivity; improved fish production and productivity; promotion of crop production and productivity and enhanced marketing and value addition.

Sector Vision

A food secure and prosperous county anchored on an innovative, commercially oriented and competitive agriculture

Sector Mission

To attain food and nutrition security and increased incomes for the people of Vihiga through value addition and adoption of innovations and technology in the agriculture sector.

Sector Goal

A modern commercialized and competitive agricultural production and marketing geared towards food and nutrition security

Sector Priorities and Strategies

Sector Priorities	Strategies
Increased livestock production and productivity;	<ul style="list-style-type: none"> Promote Livestock extension service Promote forage bulking sites and on-farm feed formulation Promote improved dairy, goat and local poultry breeds
Promotion of animal health and productivity	<ul style="list-style-type: none"> Enhance disease surveillance and animal movement control Routine and strategic animal vaccination programs Enhance veterinary public health programs. Construction and equip modern slaughter facilities Establish a subsidized Artificial Insemination program Establish a livestock multiplication centers
Increasing crop production and productivity	<ul style="list-style-type: none"> Promote agricultural extension services Provision of subsidized farm inputs Pest and disease control Expansion of irrigated agricultural land Promote adoption of modern farming technologies Adopt use of agricultural climate change resilience strategies Promote production of underutilized foods Establish crop insurance Establish Nature positive landscape Promote soil fertility improvement technologies Promote Agroforestry on 10%of farm Holds
Social inclusion in Agriculture	<ul style="list-style-type: none"> Promote Agri-Jobs for youths Establish youth Engagement programmes Promote smart technologies friendly to Women and PWDs
Increase fish production and productivity	<ul style="list-style-type: none"> Expansion of total land area under fish ponds Expansion of Mwitoko Fish Hatchery and Aquaculture Training Center Intensifying aquaculture extension services across the County Promote and support private cottage fish feed manufacturers. Promotion of fish marketing and aggregation centers

4.2.6.1 Agriculture livestock and fisheries Programmes and Projects

Programme Name: Administration planning and support services														
Objective: To enhance service delivery														
Outcome: Improved service delivery in the sector														
Sub Programme	Key Output	Key Performance Indicators	Linkages to SDG Targets*	Planned Targets and Indicative Budget (KSh. M)										Total Budget (KSh. M)*
				Year 1		Year 2		Year 3		Year 4		Year 5		
				Target	Cost	Target	Cost	Target	Cost	Target	Cost	Target	Cost	
General administrative services	Human Resource developed	Number of staff recruited	SDG,2,3	30	10M	30	10M	30	10M	30	10M	30	10M	50M
	Agricultural Training & innovation Centre (ATIC)- North East Bunyore	% of works done	SDG2, a	1	25M	1	25M	1	25M	1	15M	1	10M	100M
	Soil laboratory testing established	No of Soil laboratory testing	SDG2, 3	10	10M	10	10M	0	0	0	0	0	0	20M

	Agricultural machinery unit established	No. of machinery unit established	SDG2.a	1	10	1	20	1	0	0	0	0	0	30M
Programme Name: Crop Development and Management														
PROGRAMME NAME: Crop Development and Management														
Objective: To increase crop production and productivity														
Crop development	Farm input fund	Amount allocated	SDG 2.a	1	100	1	100	1	100	1	100	1	100	500M
	Industrial crops (Purple Tea) promoted	No of seedlings procured and distributed	SDG2.3	1000	2	1100	2.1	1200	2.2	1300	2.3	1500	2.5	10.8M
	African Indigenous Vegetables' Crops (ALV) promoted	No of Farmers trained	SDG2.3	4000	4	4000	4	4000	4	4000	4	4000	4	20M
	sustainable Land Management initiatives implemented	No of nature positive landscapes sites established	SDG2.4	6	5	6	5	6	5	6	5	6	5	25M
		No of seedlings procured	SDG2.4	6000	4	6000	4	6000	4	6500	4.2	6500	4.2	20.5M
		No of innovation platforms established	SDG2.4	2	0.4	2	0.4	2	0.4	2	0.4	2	0.4	2M
Agri-nutrition	Climate smart / underutilized Food crops promoted	Type and Quantity of Seed and other inputs procured	SDG2.3	5000 packages	10	5000	10	5000	10	5000	10	5000	10	50M
	Bulking sites / Learning sites established	No of learning sites/ Bulking sites establish	SDG2.3	175	0.4	175	0.4	175	0.4	175	0.4	175	0.4	2M
	Farmers trained on urban and Peri-urban technologies, Nutrition education	No of Farmer s Trained	SDG2.3	3000	1.5	3000	1.5	3000	1.5	3000	1.5	3000	1.5	7.5M
	Energy conservation technologies promoted	No of Technologies promoted	SDG2.3	5	1	5	1	5	1	5	1	5	1	5M
		No of Farmers trained	SDG2.3	1000		1000		1000		1000		1000		
Youth in Agribusiness	Enhanced employability and entrepreneurial skills	No of youths trained and supported	SDG 5	9000	20	5000	30	3000	25	1000	10	200	15	100M
		No. of Youth Led model farms/ enterprises	SDG2.4	7	3.5	7	3.5	7	3.5	7	3.5	7	3.5	17.5M
		No. of 4 K Clubs and Young farmer Clubs established	SDG2.4	6	1.5	6	1.5	6	1.5	6	1.5	6	1.5	7.5M
		No of Incubation Centre Established	SDG2.4	1	10	1	10	1	10	1	10	1	10	50M
	Enhanced Youth Coordination Structures	Pro youth Value chain Supported		5	10	5	10	5	10	5	10	5	10	50M
		No. of youth, women, and PWDs agri enterprise supported		100	1	100	1	100	1	100	1	100	1	5M
Programme Name: Fish Production Services														
Objective: To increase fish production per unit area														
Outcome: Increased fish productivity														
Fish Production services	Fish farmers supported	Number of fish farmers supported	SDG2.4	250	12.9	200	10.6	250	13.2	250	13.2	150	8.2	58.1M
	Cottage fish feed manufacturers promoted	Number of cottage fish feed manufacturers promoted	SDG2.4	0	0	1	3.0	0	0	1	3.0	1	3.0	9M
	Mwitoko Training facilities set up and equipped	Percentage of works completed	SDG2.4	0	0	25%	2.5	40%	4.0	20%	2.0	15%	1.5	10M

	Office block and conference facility constructed and equipped	Percentage of works completed	SDG2.4	75%	8.0	100%	4.0	--	--	--	--	--	--	12M
	Staff house constructed and fenced	No. of units constructed	SDG2.4	2	4.0	2	4.0	--	--	--	--	--	--	8.0M
	Hostel and dining facilities constructed and equipped	Percentage of works completed	SDG2.4	0	0	0	0	50%	10.0	90%	8.0	10%	2.0	20M
Programme Name: Veterinary Services														
Objective: To enhance animal productivity, Animal health and safeguard human health														
Outcome: Increased household incomes, Human and animal health														
Veterinary Services	Animals vaccinated	Number of animals vaccinated	SDG2.3	50,000	12	50,000	12	55,000	15	55,000	15	60,000	18	72M
	Carcasses inspected	No of carcasses inspected	SDG2.3	15,000	1	15,000	1	15,500	1	16,000	2	16,500	2	7M
	Animals inseminated	No. of animals inseminated	SDG2.3	9,000	2	10,000	5	10,000	5	12,000	6	14,000	6	24M
	Dairy animal multiplication centre established	Number	SDG2.3	-	-	1	30M	1	30M	-	-	-	-	50M
	Veterinary laboratory established	Number	SDG2.3	-	-	1	20M	1	10M	-	-	-	-	30M
Programme Name: Livestock Development and Management														
Objective: To increase livestock production and productivity for food and nutrition security														
Outcome: Enhanced food and nutrition security														
Livestock development and management	Dairy Cattle farming promoted	Yield in litres	SDG2.3	36 M lts	20M	37.5 M lts	25M	38 M lts	25M	39 M lts	15M	40 M lts	15M	100M
	Local chicken Commercialization promoted	No. of Eggs produced	SDG2.3	865,144 trays	5M	1,081,430 trays	5M	1,351,787 trays	5M	1,689,733 trays	5M	2,112,167 trays	5M	25M
		Amount of meat in tons	SDG2.3	25 tons		31.25 tons		39 tons		49 tons		61 tons		
	Fig farming promoted	Tonnes of pork	SDG2.3	77.7 tons	2M	97 tons	2M	121 tons	2M	152 tons	2M	189.5 tons	2M	10M
	Dairy goat farming promoted	Milk yield in litres	SDG2.3	7 tons	2M	7.8 tons	2M	8.6 tons	2M	9.5 tons	2M	10.5 tons	2M	10M
	Beekeeping farming promoted	Yield of honey in tons	SDG2.3	87 tons	1M	91.5 tons	1M	96 tons	1M	101 tons	1M	106 tons	1M	5M
	Feeds and Fodder conservation established	Yield of dry matter in tons	SDG2.3	185,697 tons	1M	204,267 tons	1M	224,694 tons	1M	247,163 tons	1M	291,946 tons	1M	5M
	Milk processing plant established	Number of plants established	SDG2.3	1	30M	1	30M	1	30M	-	-	-	-	90M

4.2.6.2 Agriculture Flagship Programmes and Projects

Project Name	Location	Objective	Description of Key Activities	Key Output(s)	Time Frame*	Estimated cost (KSh.)	Source of Funds	Lead Agency
Agricultural Training and Innovation Center	N.E/Jepkoyai	To establish a center that will offer training facilities to farmers	Public participation Fencing of Land Construction Equipping	AITC constructed	2022-2025	100 M	CGV PPP	DOALF
Soil laboratory testing	County HQ	To improve soil fertility and crop productivity	Laboratory constructed and equipping	Soil laboratory	2023-2025	20M	CGV	DOALF
Agricultural machinery unit	County HQ	To enhance agriculture production	Construction of the machinery unit and purchase of machinery	Machinery unit in place	2023-2025	30M	CGV	DOALF
Establish a soil testing Laboratory	Jepkoyai	To carry out soil testing	Construct and equip soil testing laboratory	Soil testing lab constructed and equipped	2022-2025	30M	CGV PPP	DOALF
Establish milk processing plant		To enhance value addition	Construction of the plant, equipping and operationalize	Milk plant	2023-2025	90M	CGV/PPP	DOALF

4.2.5 Physical Planning, Land, Housing and Urban Development

The subsector comprises of Physical Planning, Land and Housing, and the Municipal Board as the semi-autonomous government agency. Physical planning is responsible for spatial planning, regulation and sustainable land use. Housing and urban development sub-sector is responsible for Property valuation for various purposes including revenue collection; upgrading informal settlements and slum development control; Construction, maintenance and management of civil servants' houses; Promote the use of appropriate technologies in housing construction; Policy formulation in the sector of housing and urban development; undertaking of research on modern and best practices on urban development. In addition, Land survey and mapping sub-sector is responsible for Management of map amendment centres; developing and implementation of policies on land and Survey; generation, maintenance and dissemination of accurate and up to date geo-data and land adjudication.

Vision;

To be a lead provider of urban and physical planning services, prudent land management and decent housing for sustainable development in Vihiga County.

Mission;

To promote efficient, effective and sustainable land use and provide decent and adequate housing for all in a clean and secure environment using appropriate technologies in Vihiga County.

Sector Goal(s):

Sustainable land management and development of affordable housing and urban infrastructure.

Table 16: Sector Priorities and Strategies

Development Needs	Strategies
Access to Decent Housing and Urban Development	<ul style="list-style-type: none"> • Promote private sector participation in affordable housing development. • Promote the Adoption of modern building technologies • Implement Social housing program • Partner with national government and other stakeholders in the aspect of affordable housing • Maintenance of existing buildings and construction of new ones. • Promote development of affordable low cost housing in Mbale
Physical and Urban Planning	<ul style="list-style-type: none"> • Development and implementation of County Spatial Plan, Spatial plans for specific areas/markets centres, new urban areas and institutions. • Development control
Land Administration & Management	<ul style="list-style-type: none"> • Develop a county land master plan • Implementation of the National land Policy. • Implementation of the County Land Information System.

	<ul style="list-style-type: none"> • Update & maintenance of the County Land Valuation Roll • Capacity building & Training of the sector staff and stakeholders • Promote sustainable land management practices
Survey and Mapping services	<ul style="list-style-type: none"> • Security for the County land inventory • Strengthen land dispute resolution mechanisms • Adopt modern technologies in survey services

4.2.7.1 Physical Planning, Land, Housing and Urban Development programmes and projects

Physical Planning, Land, Housing and Urban Development														
Programme Name: Administration, Planning and Support Services														
Objective: To develop and strengthen appropriate policy and legal framework														
Outcome: improved service delivery														
Sub Programme	Key Output	Key Performance Indicators	Linkages to SDG Targets*	Planned Targets and Indicative Budget (KSh. M)										Total Budget (KSh. M)*
				Year 1		Year 2		Year 3		Year 4		Year 5		
				Target	Cost	Target	Cost	Target	Cost	Target	Cost	Target	Cost	
General Administrative services	Human resource capacity built	No. of staff trained		10	5M	10	5M	10	5M	10	5M	10	5M	50M
	Capacity building of departmental staff	No. of staff trained		5	1M	5	1M	5	1M	5	1M	5	1M	5M
Programme Name: Land Management and Survey Services														
Objective: To enhance effective land use and administration														
Land management services	Land banking	Ha. of land acquired	SDG11.2	5	10M	5	10M	10	15M	10	15M	3	5M	55M
	land management information system operationalized	No. of LIMS implemented	SDG11.3	30	30M	30	30M	30	30M	30	30M	30	30M	150M
	County land cadastre	No. of County land inventory & plan	SDG11.3	-	-	1	10M	-	-	-	-	-	-	10M
	Public Land titling/Registration done	No. of Titles registered	SDG11.3	20	5M	20	5M	20	5M	20	5M	20	5M	25M
	Land clinics done	No. of land clinics held	SDG11.3	5	1M	5	1M	5	1M	5	1M	5	1M	5M
Survey and mapping services	Public Land Allotted	No. of Leases issued	SDG11	10	10M	10	10M	10	10M	10	10M	10	10M	50M
	Modern equipment purchased	Assorted Equipment bought	SDG11	-	-	5M	-	5M	-	-	-	-	-	10M
	Disaster prone area mapped	No of disaster prone areas mapped	SDG11	-	-	1	3M	1	3M	-	-	-	-	6M
	Densification of survey control established	No- of control points	SDG11	1	1M	1	1M	1	1M	1	1M	1	1M	5M
	Cadastral survey of public land done	No of surveys done	SDG11	1	4M	1	4M	1	4M	1	4M	1	2M	20M
	County valuation roll operationalized	Valuation roll	SDG11	Approval	10m	Launch	5m	Implemented	5m	-	-	-	-	15m

Physical Planning, Land, Housing and Urban Development														
Programme Name: Physical and Urban Planning Services														
Objective: To promote sustainable Land use and Smart Urban Infrastructure														
Physical and Urban Planning Services	County Spatial Plan developed	Spatial Plan		50%	50M	50%	30M	-	-	-	-	-	-	80M
	Physical Development Plans developed	No. of physical development plans	SDG11.3	6	6M	6	6M	6	6M	6	6M	6	6M	30M
	Municipal integrated urban development plan developed	Approved plan	SDG11.3	-	-	1	45M	-	-	-	-	-	-	45M
	Luanda and Kaimosi-Cheptulu-Shamakhokho Towns spatial plans finalized	No of spatial plans	SDG11.3	1	5M	1	5M	-	-	-	-	-	-	10M
	Development control regulations prepared	Development regulations	SDG11.3	1	2M	-	-	-	-	-	-	-	-	2M
	Public participation to come up with names of upcoming municipalities	No. of forums	SDG11.3	2	0.5M									0.5M
	Town management offices and urban committees and municipality formed	No of urban committees/municipalities formed	SDG11.3	-	-	1	10M	1	10M	1	10M	-	-	30M
Programme Name: Housing Services														
Objective: To provide Decent Housing and adequate office space														
Housing services	Government buildings maintained	No. of county government offices	SDG11.1	10	20m	10	20m	10	20m	10	20m	10	20m	100m
		No. of county government houses	SDG11.1	10	5m	10	5m	10	5m	10	5m	10	5m	25m
	Affordable houses constructed	No. of affordable houses	SDG11.1	500	1.5B	500	1.5B	500	1.5B	500	1.5B	1000	3B	9B*
	Governors and Deputy Governor's residence completed, fenced and equipped	No of residences completed, fenced and equipped	SDG11.1	2	250M	-	-	-	-	-	-	-	-	250m

4.2.7.2 Physical planning lands and housing flagship programmes and projects

Physical planning land and housing flagship projects								
Project Name	Location	Objective	Description of Key Activities	Key Output(s)	Time Frame*	Estimated cost (KSh.)	Source of Funds	Lead Agency
Affordable housing programme	Mbale, Luanda, Cheptulu	To increase access to decent shelter	Construction of affordable houses	No of housing units constructed	2023-2027	9B	GOK/CGV/PPP	State Department for Housing
County spatial plan	County	To promote equitable distribution of County resources	Land use planning and development planning in all sectors.	Spatial Plan developed	2023-2027	150m	GOK	VCG

4.2.6 Municipalities in Vihiga

Vihiga Municipality was formed in 2019 under Urban Areas and Cities 2011 ammended in 2019 The mandate and key role of the Municipalities as stipulated in section 36(2) include; coordinating development control and land use planning within the municipality; infrastructure development including waste management, non-motorized transport, to all weather roads, storm water management within the Municipality; promoting trade and enterprise by improving market infrastructure and providing enabling environment for business development; enhancing public health and sanitation programmes within the municipality, promotion of socio-economic cohesiveness and sense of civic duty and responsibility among the inhabitants and stakeholders in the municipality and maintainance of a comprehensive database and information system of the municipality

Vision

A municipality of excellence and choice in service delivery

Mission

To promote the provision of quality services through effective planning, prudent use of resources for sustainable growth and prosperity.

Goal

Effective governance and management of Vihiga Municipality

Sector priorities and strategies of Vihiga Municipal Board

Sector/Subsector Priorities	Sector Strategies
Strengthening policy and institutional capacities to enhance service delivery of Vihiga Municipal board	<ul style="list-style-type: none"> Strengthen the boards institutional framework Formulation of policies and regulations on development control in urban areas
Improve infrastructure development in a stable and green environment	<ul style="list-style-type: none"> Implement municipality regeneration program Promote infrastructure development within the municipality Enhance public health and sanitation programmes within the municipality
Promote clean and healthy municipality	<ul style="list-style-type: none"> Promote waste management services within the municipality Promote PPP Financing arrangements

Sub program mes	Key output/out come	Key perform ance indicator	Linka ge to SDGs target	Planned Target and Indicator budget (ksh)										Tota l bud get Ksh.
				Year 1		Year 2		Year 3		Year 4		Year 5		
				Targ et	cost	Target	cost	Target	cost	Targ et	cost	Tar get	cost	
Programme Name: General Administration, Planning and Support Services														
Objective: To enhance service delivery within the municipality														
Outcome: Improved efficient and effective service delivery														
General Administr ative services	Enhanced service delivery	Municip al strategic plan	SDG 11	1	10 M	-	-	-	-	-	-	1	5M	15 M
		Number of	SDG 11	1	5M	3	23 M	3	32 M	3	6M	3	5M	71 M

		Municipality operational													
Programme Name: Urban Support Programme															
Objective: To provide urban infrastructure and environmental development															
Outcome: Improved urban infrastructure and environment															
Municipal infrastructure development	Highmast floodlight installed	No of High mast streetlighting installed	SDG7.1	5	20 M	5	20 M	5	20 M	5	20 M	5	20 M	100 M	
	Municipality roads upgraded	Length of municipal roads upgraded to bituminous standards	SDG9.1	1km	130 M		180 M		100 M		105 M		50 M	565 M	
	Enhanced municipal waste management	Waste management equipment purchased	SDG1.6	4 transfer stations	10 M	1 Compactor	10 M	1 exhauster	10 M	100 garbage bins	5M				35 M
		Acreeage of refuse management site procured	SDG1.6	-	-	-	-	-	-	-	-	5 acres	40 M		40 M
	Enhanced storm water management	No of drainage paths constructed	SDG9.1	1	50 M	1	50 M	1	50 M	1	50 M	2	100 M		300 M
	Developed social amenities	No of recreation parks Developed	SDG1.4	1	30 M	1	50 M	1	80 m	1	100 M	1	5M		265 M

4.2.7 Public Administration and International Relations (PAIR)

The sector comprises of Office of the Governor, County Assembly, Public Service Management & ICT, Finance and Economic Planning and County Public Service board. The overall role of the sector is to provide leadership, policy direction, oversight and coordination of government for accelerated and sustained socio-economic development.

Public Service Management and ICT

Sub Sector Vision

A well-coordinated County public service providing efficient and quality services to its clients.

Sub Sector Mission

To provide effective leadership in the county public service administration and coordination towards enhanced service delivery.

Sub sector Sector Goal(s):

A vibrant, well-coordinated, efficient, accountable and transparent county public service

Subsector Priorities and Strategies

Sector Priorities	Strategies
Improved public sector service delivery	<ul style="list-style-type: none"> Enhance County public sector coordination & Administrative Services; - ✓ Promote interdepartmental coordination mechanism through coordination committees ✓ Promote good governance and decentralization of administrative services ✓ Promote alcoholic drinks and control initiatives in collaboration with National Government and stakeholders Strengthen county Information & records management and archives Strengthen county communications and public relations Promote intergovernmental relations and linkages Strengthen integration of ICT in service delivery Strengthen Disaster management and response mechanisms Deepen Public participation and civic education Strengthen research & development and Knowledge management
Enhance Human Resource management and development	<ul style="list-style-type: none"> Strengthen Performance Management Framework. Formulation and strengthening of Human Resource institutional , policy and legal framework Implementation of the Human resource management information system including biometric system. Strengthen Human resource Capacity building Strengthen Human resource welfare programmes

4.2.15.1 Public service programmes and projects

Programme Name: Administration, planning and support service														
Objective: To Improve Service delivery														
Outcome: Improved efficient and effective public service delivery														
Sub Programme	Key Output/outcome	Key Performance Indicators	Linkages to SDG Targets*	Planned Targets and Indicative Budget (KSh. M)										Total Budget (KSh. M)*
				Year 1		Year 2		Year 3		Year 4		Year 5		
				Target	Cost	Target	Cost	Target	Cost	Target	Cost	Target	Cost	
General Administration	legal and policy frameworks developed	Number of policies developed	Sdg16.b	5	10M	5	10M	2	5M	2	3.5M	-	-	28.5M
	Enhanced service delivery	No of governance structures operationalized	Sdg16.b	1	2M	-	-	-	-	-	-	-	-	2M

		Motor vehicle Acquired	Sdg16. b	2	20M	2	18M	1	8M	-	-	-	-	46M
County and Sub county administration	Sub county/ward /Village administrative office constructed and equipped	Number of offices constructed and equipped	Sdg16. b	3	21M	7	32M	5	20M	5	20M	5	20m	113M
		Number of village administrative units established	Sdg16. b	-	-	140	50	140	50	140	50	140	50	200M
	Modern administration block constructed	Number of administration blocks	Sdg16. b	1	200M	1	110M	1	20M	-	-	-	-	330M
	County Headquarters refurbished and facelifted	No. of modern gate constructed at HQ	Sdg16. b	1	5M	-	-	-	-	-	-	-	-	5M
		No Car park constructed	Sdg16. b	-	-	1	4.5M	-	-	-	-	-	-	4.5M
	Enforcement and security directorate established	Number of security directorate established	Sdg16. b	-	-	1	25M	-	-	-	-	-	-	25M
	County library constructed	Number of library established	Sdg16. b	-	-	1	15M	1	15M	-	-	-	-	30M
ICT services	Information Management Systems upgraded and maintained	No of County Information Systems Upgraded and maintained	Sdg16. 10	-	-	1	10M	1	10M	1	10M	1	10M	40M
	Established e-government platforms in public service	No. of systems developed	Sdg16. 10	-	-	1	10M	1	10M	1	10M	1	10M	40M
	ICT hubs established	Number of ICT HUB established	Sdg16. 10	5	30M	5	5M	5	5M	5	5M	5	5M	50M
	Wifi installed and maintained in county and sub county offices	Number of work stations installed with wifi	Sdg16. 10	5	5M	10	10M	10	10M	10	10M	-	-	35M
Disaster Management services	Established disaster management unit	Disaster management institutional and policy framework developed	Sdg16. 10	-	-	1	20M	1	20M	1	20M	1	20M	80M
	Disaster Management Fund	No. of Disaster Management Fund established	Sdg16. 10	-	-	1	50M	1	50M	1	50M	1	50M	200M

Human Resource Development and Management	Human resource capacity enhanced	No of staff appraised for training	Sdg16. b	500	5M	1,200	12M	300	3.5M	200	3M	200	4M	27.5M
	Performance contracting and Performance Appraisal operationalized	No of staff on performance contracts	Sdg16. b	24	6M	35	6M	35	1M	35	1M	25	1M	15M
		No of officers on appraisal system	Sdg16. b	-	-	-	-	3332	6M	-	-	-	-	6M
	Human resource information management integrated system upgraded	Number of HRIMS implemented	Sdg16. b	1	2.5M	-	-	-	-	-	-	-	-	2.5M
		Number Biometric system rolled out	Sdg16. b	1	3.2M	-	-	-	-	-	-	-	-	3.2M
	Records management and archives unit established	Number of unit established	Sdg16. b	-	-	1	10M	1	3M	1	2M	1	1M	16M
		Number of Automated records system	Sdg16. b	-	-	1	50M	1	30M	1	20M	1	5M	105M
	Staff welfare programmes established	Number of staff Welfare programmes established	Sdg16. b	-	-	2	5M	3	10M	2	15M	3	20M	50M
	Personnel registry digitized and upgraded	Number of digitized personnel registry	Sdg16. b	1	5M	1	3M	1	2M	1	1M	1	1M	12M
Public participation and civic education services	Civic education units established	Number of units established	Sdg16. 7	1	20M	-	-	-	-	-	-	-	20M	
	Public participation and civic education events organized	No of events undertaken	Sdg16. 7	4	2.4M	4	2.4M	4	2.4M	4	2.4M	4	2.4M	12M
	complaints, redress and feedback framework operationalized	Number of systems established	Sdg16. 7	1	20M	-	-	-	-	-	-	-	-	20M
County Radio services	Increased radio frequency coverage	No. of Counties covered	Sdg16. 10	13	30M	15	5M	16	5M	17	5M	18	5M	50M
	Radio studio expanded	No. of radio studio /offices expanded	Sdg16. 10	2	2.5M	2	2M	1	1M	1	1M	-	-	6.5M
	TV station Established	No of TV station	Sdg16. 10	1	18M	1	15M	1	18M	-	-	-	-	50M

Alcoholic drinks control services	Liquor licensing and ticketing Automated	System in place	Sdg16.10	1	8M	-	-	-	-	-	-	-	-	8M
Research and development services	Research and development unit established and operationalized	Number of Research and unit established	Sdg16.10	1	5M	1	2M	1	2M	1	2M	1	2M	13M
		Number of research publications disseminated	Sdg16.10	3	15M	3	15M	3	15M	3	15M	3	15M	75M

4.2.15.1 Public service flagship programmes and projects

Project Name	Location	Objective	Description of Key Activities	Key Output(s)	Time Frame*	Estimated cost (KSh.)	Source of Funds	Lead Agency
Public Service Administration and Coordination of County Affairs ICT and E- Governance								
Construction of KSG Campus	Central Maragoli	To establish the KSG Campus	Civil works	Established College	2022-2024	500M	CGV/National Government/DP	Kenya School Of Government

4.2.15.1 Office of the Governor

An article 1(3) of the Constitution delegates the sovereign power of the people to the County Government among other state organs. The County Government Act section 30(2) stipulates the role and functions of a Governor in Kenya. The Office of the governor has strived to diligently execute the functions and exercise the authority provided for in the constitution and legislation.

Vision

A lead office in the provision of policy direction for accelerated and inclusive growth in the county

Mission

To provide transformative leadership towards a prosperous and model county

Goal

Enhance Sustainable development and prosperity through visionary leadership, transformative policies and programmes and foster principles of good governance.

Priorities	Strategies
Strengthen leadership in county governance, development, Democracy, unity, and cohesion within and out of the county	<ul style="list-style-type: none"> • Provision of policy direction to the county executive committee • Promote peace, cohesion and community integration initiatives • Promote accountability for the management and use of county resources • Promote Collaboration and partnership with the national government and other partners • Promote and facilitate citizen participation in the development of plans and delivery of services in the county • Strengthen performance management for enhanced service delivery • Promote Identification of investment opportunities both locally and beyond that will deliver development to the people of Vihiga County • Aligning county policies with National policies and legal framework • Enacting of County Laws • Promote GTS services in resource mapping , planning and reporting

Sub programme	Key Output/outcome	Key Performance Indicators	Linkages to SDG Targets	Planned Targets and Indicative Budget (Ksh. M)										Total budget (Kshs.)
				Year 1		Year 2		Year 3		Year 4		Year 5		
				Target	Cost	Target	Cost	Target	Cost	Target	Cost	Target	Cost	
Programme Name: Co-ordination and Advisory services														
Objective: To enhance coordination of County Executive Services														
Outcome: Enhanced Coordination in Service Delivery														
County Executive committee affairs	Improved policy implementation	No. of policies formulated	SDG16.b	10	5M	10	5M	10	5M	10	5M	10	5M	25M
Governance and accountability	Anti-corruption committee established and operationalized	Number of committees	SDG16.5	1	2M	1	2M	1	2M	1	2M	1	2M	10M
	Enhanced citizen engagement	Number of state of the County address done	SDG16.5	1	5M	1	5M	1	5M	1	5M	1	5M	25M
	Performance management strengthened	Performance contracting unit established	SDG16.5	1	20M	1	2M	1	2M	1	2M	1	2M	28M
	County social and Economic council established	Number	SDG16.b	1	1M	1	1M	1	1M	1	1M	1	1M	5M
	GTS services enhanced	Number of GTS services provided	SDG16.19	4	20M	4	20M	4	20M	4	20M	4	20M	100M
County service delivery	Efficient and effective service delivery	Number of SDU unit operationalised	SDG16.b	100	10M	100	10M	100	10M	100	10M	100	10M	50M
		Number of programme/projects evaluations undertaken	SDG16.b	1	3M			2	5M			3	5M	13M
Programme Name: Communication and Public Relations (Publicity and Branding) Services														
Objective: To develop and strengthen communication, publicity and awareness of activities, programmes and projects of the County Government of Vihiga														
Outcome: An informed Vihiga County society, the nation and the world														

Communication and public relations services	Communication, publicity and awareness policies developed	No of policies developed	SD 16.10	3	8M	~	~	~	~	~	~	~	~	8 M
	County Branding Manual prepared	Number of Manuals prepared	SDG 16.10	4	1M	4	1M	4	1M					3 M
	Digital Communication Strategy developed	Number of strategies	SDG 16.10	1	3M			1	3M					6 M
	Media Engagement Framework	Number of engagements	SDG 16.10	1	2M			1	2M					4 M
	County publications and video documentaries done	No of County publications and video documentaries produced	SDG 16.10	9	22 M	11	23M	11	22 M	11	22 M	13	25 M	114 M
	Communication and Public Relations unit established	Number of units established	SDG 16.10	1	18 M	1	11.8M	1	10.5M	1	3M	1	3M	46.3 M

4.2.15.1 County Public Service Board

The County Public Service Board draws its mandate from Article 235 of the Kenya Constitution to coordinate and advise the county government on issues regarding Human Resource Management and development. The County Government Act 2012 provides the framework of uniform norms and standards for staffing.

Vision

A leading County Public Service Board in provision of a competitive Human Resource that serves the needs of Vihiga County and beyond.

Mission

To develop, sustain and empower human resource that is motivated, effective and efficient.

Sector Goal

To source for, retain and motivate a Human Resource that is qualified and competent for effective and efficient delivery of county functions towards realization of the aspirations of its citizens

County Public Service Board (CPSB) Priorities and Strategies

Sector Priorities	Strategies
Strengthen coordination and advice the county government Human Resource Management and development.	<ul style="list-style-type: none"> • Strengthening county public service institutions /office • Promote accountability and efficiency in Human Resource. • Strengthen policy framework by developing Strategic plan for The County Public Service Board, recruitment guidelines and policy(s) • Strengthen performance management and appraisal systems in the county • Develop coherent and integrated human resource through recruitment, placement, promotion and re-designation of county staff • Public sensitization, awareness and reporting in line with articles 10 & 232 of the COK. • Review of Risk Assessment and Management framework • Advise the County Government on human resource management and development

4.2.15.1 County public service board programmes and sub programmes

County Public Service Board														
Programme Name: Administrative, Planning and support services														
Objective: To promote effective and efficient Human resource within the county executive														
Outcome: enhanced Human resource capacities for effective service delivery														
Sub Programme	Key Output	Key Performance Indicators	Linkages to SDG Targets*	Planned Targets and Indicative Budget (KSh. M)										Total Budget (KSh. M)*
				Year 1		Year 2		Year 3		Year 4		Year 5		
				Target	Cost	Target	Cost	Target	Cost	Target	Cost	Target	Cost	
General Administrative Services	Policies, regulations and procedures reviewed	Number of policies, regulations and procedures reviewed	SDG 16.b	4	5m	4	5M	4	5M	4	5M	4	5M	25M
	HR Performance contracting and appraisal system established	System established/ reviewed and rolled out	SDG 16.b	1	5M	1	2M	1	2M	1	2M	1	2M	9M
	Recruitment, placement, promotion and Re-designation of employees done	Number of employees recruited	SDG 16.b	80	30M	80	30M	80	30M	80	30M	80	30M	150M
		Proportion of employees with JDs evaluated & promoted	SDG 16.b	500	10M	500	5M	500	5M	500	5M	500	5M	30M
	Publicity and sensitization of staff on principles of governance and public service undertaken	Number of sensitization forums held	SDG 16.b	4	5M	4	5M	4	5M	4	5M	4	5M	25M

	HR reports prepared	Number of HR risk assessment reports	SDG 16.b	1	2M	1	2M	1	2M	1	2M	1	2M	10M
		Number of HR advisory reports	SDG 16.b	1	2M	1	2M	1	2M	1	2M	1	2M	10M
	CPSB serives strengthened	Number of CPSB officers employed	SDG 16.b	2	2M	2	2M	2	2M	2	2M	2	2M	10M
		Office block constructed and equipped	SDG 16.b	1	4M	1	6M	1	6M	1	2M	1	2M	20M
		No. of M/V acquired	SDG 16.b	1	7M	1	7M	1	7M	1	7M	1	7M	35M

4.2.15.1 Finance and Economic Planning

Finance and Economic planning is a sub Sector under Public Service and Intergovernmental Relations sector that is tasked with spearheading public finance management as outlined in the PFM Act, 2012 and county economic planning development and reporting. The sub-sector comprises of Accounts, Economic Planning, Audit, Procurement, Budget and Revenue sections. Key roles of the subsectors include; Public financial Management, advisory on fiscal matters and custodian of county assest. Other mandate are formulation of the county planning, budgeting, procurement and implementation framework, tracking and repoting on programmes and administration of own source revenues.

Sub sector Vision

A lead entity in Public Financial Management and Policy Formulation for sustainable socio-economic development of the County

Sub sector Mission

To provide leadership in financial management, resource mobilization, policy formulation and promotion of accountability and transparence for sustainable development

Sub sector Goal

To be the Department in Public Sector Financial Management, Policy formulation, programme implementation and co-ordination and resource mobilization for sustainable development.

Table 15: Sector Priorities and Strategies

Sub Sector Priorities	Strategies
Enhance resource mobilization	<ul style="list-style-type: none"> Automation of local revenue collection Implement PPP framework for capital intensive programmes/projects Revive dormant revenue streams
Strengthen Public Finance Management	<ul style="list-style-type: none"> Decentralize finance and accounting operations Automation of the internal audit services Undertake periodic internal audit reviews Capacity build treasury and other county staff on public finance management Enhance capacity of the County Audit Committee Expansion of office space and equipping of staff with relevant tools Implement e-procurement in sourcing of goods and services
Strengthen county planning, budgeting and reporting	<ul style="list-style-type: none"> Coordinate preparation of statutory documents and reports as per the PFM Capacity build county departments on the budget cycle Enhance capacity of the County budget and Economic Forum

	<ul style="list-style-type: none"> • Implement the County planning framework • Roll out of CIMES • Capacity build department on M&E and reporting • Undertake regular monitoring of programmes and projects and period evaluation of the same. • Revamp the information and documentation centre in the county • Establish and strengthen sector working groups • Establish and Equip County Statistics Unit.
--	--

FINANCE AND ECONOMIC PLANNING PROGRAMMES AND PROJECTS

Sub program me	Key output	Key Performance Indicator	Link age to SDG	Planned Targets and Indicative Budget (KSh. M)										Total Budget (Kshs)
				Year 1		Year 2		Year 3		Year 4		Year 5		
				Targ et	Co st	Targ et	Co st	Targ et	Co st	Targ et	Co st	Targ et	Co st	
Programme name: Administration, Planning and Support Services														
Objective: To improve service delivery in the Department.														
Outcome: Improved and efficient service delivery.														
General Administration Services.	Policy and institutional framework strengthened	No of policies/guidelines/ prepared	SDG 16.b	2	7 M	1	3 M	1	2 M	-	-	-	-	12 M
	Treasury office block constructed	% of work done	Sdg 16.6	20	10 M	40	30 M	30	20 M	10	5 M	-	-	65 M
	HR capacity developed	No of staff capacity build	SDG 16.7	30	15 M	30	11 M	30	11 M	25	9 M	25	9 M	55 M
Supply Chain Management services	Procurement capacity strengthened	No of capacity building activities	SDG 16.6	100	13 M	100	15 M	100	15 M	100	15 M	100	15 M	73 M
Programme Name: County Financial Management Services														
Objective: To enhance prudent management of public finance and advisory services														
Outcome: Improved Public Finance Management														
Accounting services	Financial reports developed	Number	SDG 16.6	4	7 M	4	5 M	4	7 M	4	7 M	4	7 M	35 M
	Sub-county offices established	No of Sub county treasuries	SDG 16.6	2	10 M	3	15 M	0	0	0	0	0	0	15 M
Audit services	Periodic internal audit reviews	Number of audit reviews	SDG 16.5	4	4.5 m	4	5 M	4	5.5 M	4	6 M	4	6.5 M	27.5M
	Internal audit controls automated	Number	SDG 16.5	1	2 M	-	-	-	-	-	-	-	-	2M
	County	Number	SDG	1	2	1	2	1	2	1	2	1	2	10

Sub program me	Key output	Key Performance Indicator	Link age to SDG Targ ets	Planned Targets and Indicative Budget (KSh. M)										Tot al Bud get (Kshs)
				Year 1		Year 2		Year 3		Year 4		Year 5		
				Targ et	Co st	Targ et	Co st	Targ et	Co st	Targ et	Co st	Targ et	Co st	
	Audit committee strengthened		16.5		M		M		M		M		M	M
Revenue management services	Baseline surveys/ mapping of own source revenue streams conducted	No of surveys	SDG 16.6	2	3 M	2	3 M	2	3 M	2	3 M	2	3 M	15 M
	Dormant revenue streams revived	Number of dormant revenue streams	SDG 16.6	2	2 M	2	2 M	2	2 M	2	2 M	2	2 M	10 M
	OSR streams automated	Number of streams	SDG 16.6	10	3 M	5	2 M	5	2 M	5	2 M	5	2 M	11 M
	Human resource capacity for OSR enhanced	Number of revenue officers recruited	SDG 16.6	70	12 M	20	5 M	20	5 M	10	3 M	10	3 M	28 M
		No of revenue equipment purchased	SDG 16.6	Asso rted	10 M	Asso rted	10 M	Asso rted	10 M	Asso rted	10 M	Asso rted	10 M	50 M
Budget policy and Expenditure management	Budget process strengthened	Number of policy documents prepared	SDG 16.6	4	10 M	4	10 M	4	10 M	4	10 M	4	10 M	50 M
		No of capacity building activities done	SDG 16.6	10	4 M	10	4 M	10	4 M	10	4 M	10	4 M	20 M
Programme name: Economic Planning and management														
Objective: To improve coordination of county planning														
Outcome: Enhanced development planning, tracking of results and reporting														
County planning services	County planning process strengthened	Number of plans developed	SDG 16.7	3	40 M	2	15 M	2	15 M	2	15 M	2	15 M	100 M
	Capacity building on county planning processes done	No of capacity building activities done	SDG 16.7	10	5 M	10	5 M	10	5 M	10	5 M	10	5 M	25 M
Monitoring and Evaluation services	M& E systems strengthened	M&E policy reviewed	SDG 16.7	1	5 M	1	5 M	-	-	-	-	-	-	10 M
		No of sensitization forums on M&E	SDG 16.7	5	5 M	2	2 M	2	2 M	2	2 M	2	2 M	13 M

Sub program me	Key output	Key Performance Indicator	Link age to SDG Targets	Planned Targets and Indicative Budget (KSh. M)										Total Budget (Kshs)
				Year 1		Year 2		Year 3		Year 4		Year 5		
				Target	Cost	Target	Cost	Target	Cost	Target	Cost	Target	Cost	
		e-CIMES operationalized	SDG 16.7	1	3 M	1	3 M	1	3 M	1	3 M	1	3 M	15 M
		No of M&E reports prepared	SDG 16.7	4	10 M	4	10 M	4	10 M	4	10 M	4	10 M	50 M
County statistics	County statistics unit developed	Number of units		1	25 M	1	5 M	1	5 M	1	5 M	1	5 M	20 M

4.2.15.1 County Assembly

The County Assembly is the legislative branch of the County Government established under Article 177 of the Kenya Constitution 2010. The sittings of the County Assembly take place every Tuesday afternoon, Wednesday morning and afternoon and Thursday afternoon.

Vision

To be a model County Assembly in Kenya in legislating, oversight and representation.

Mission

To facilitate legislation, oversight and representation for effective and efficient delivery on services by the County Executive.

Sector Priorities and Strategies

Sector Priorities	Strategies
Legislation, representation and oversight	<ul style="list-style-type: none"> • Making laws and policies for the County • Undertake public participation of all laws, policies and regulations • Provide secure working environment for members of county assembly and staff • Capacity building of County Assembly Members on oversight, legislation and representation function

Sector Programmes

Sub program me	Key output	Key Performance Indicator	Link age to SDG Targets	Planned Targets and Indicative Budget (KSh. M)										Total Budget (Kshs)
				Year 1		Year 2		Year 3		Year 4		Year 5		
				Target	Cost	Target	Cost	Target	Cost	Target	Cost	Target	Cost	
Programme name: County Assembly Infrastructure development														
Objective: To improve Assembly infrastructure.														
Outcome: Improved conducive working environment.														
Infrastructure development	Assembly office block constructed	% of works done	SDG1 6.b	50	50 M	50	50 M	-	-	-	-	-	-	100 M
	Assembly renovati	% of renovati	SDG1 6.b	100	50 M	-	-	-	-	-	-	-	-	50 M

	chamber renovated	on works												
	Boreholes drilled	number	SDG1 6.b	1	5M	1	5M	-	-	-	-	-	-	10M
Programme name: Administration, Planning and Support Services														
Objective: To enhance prudent management of public finance and advisory services														
Outcome: Improved and efficient service delivery.														
General Administrative Services.	Bills/policies legislated	No of bills/policies legislated	SDG1 6.b		200m		200M		200M		200M		200OM	1B
	Staff and MCAs capacity build	No of staff and MCAs trained	SDG1 6.b	15	10M	15	10M	15	10M	15	10M	15	10M	50M

4.2.8 Education

Education sector is critical in promoting socio economic development through developing all – round individuals. The sector aspires to achieve its objectives through enhancing access, equity, quality and relevance in education , training and research , establish, maintain and manage professional teaching and learning services for Pre-primary , Primary , Secondary and Tertiary institutions. It also enhances development capacity for science, technology and innovations, mechanisms for dissemination and commercialization of research findings, improve data quality and sharing in education, training, research and labor market, promote vibrant industry institutional linkages in the area of skilling for employability as well as integration of ICT at all teaching and learning levels.

At the county level, the subsectors include; Early Year Education and Child care, Basic Education (Primary and Secondary), Tertiary Education, Technical & Vocational Education and training, Home crafts centers.

Sector vision

A globally competitive education training research and innovation systems for sustainable development

Sector Mission

To provide, promote and coordinate quality education, training, science, technology, research and skills development towards accelerated and sustainable socio economic growth and development.

Goals for the sector

Pre Primary Education

To enhance access, equity, quality and relevance of holistic preprimary education and daycare services

Primary and Secondary Education

To provide quality and relevant education and training at Primary and secondary levels of education for a cohesive and inclusive economy

Tertiary education /Technical & Vocational Education and Training

To enhance access, equity, quality and relevant education, training and market oriented life-skills for a competitive and sustained economic development in the county.

Sector Priorities and Strategies

Sector Priorities	Strategies
Enhancing access , equity , quality and relevant education and training at all levels of education	<ul style="list-style-type: none"> • Promote institutional reforms through review of sector policies & Plans , legislations and strategies to support sector objectives • Strengthen Quality assurance, Monitoring & Evaluation for improved decision making in the sector • Expand and rehabilitate education infrastructure • Integrate WASH and Electricity programmes in learning and training institutions • Promote digital literacy and learning in pre-primary for improved performance in the CBC. • Expand educational support programs including; Governors scholarship and bursaries at all levels of education • Implementation and enhancement of Capitation grant in Pre Primary Schools and VTCs • Implementation of School feeding program for Pre Primary Schools • Promote affirmative action strategies at all levels of learning and integrate special needs learners in institutions to achieve equity in access to quality education and training. • Intensify provision of teaching/instructional and learning materials such as course books, teaching and modern learning tools & equipment and stationery at all levels of learning • In collaboration with sector partners ,support development and implementation of co-curricular activities, skills and exhibitions • Promote strategic partnership including PPP frameworks in financing sector investments • Lobby for increased sector’s share of budget at both national and county level to expand investments. • Promote adult education and learning activities • Provide guidelines for the establishment of day care and Home crafts centers • Intensify mentorship, guidance and counselling/attitude change programmes and parents /Guardian sensitization programmes • Promote HR establishment of competent & relevant Teaching and non-teaching staff at all levels of education • Promote the welfare of teachers and non-teaching staff • Establish and Strengthen management of learning institutions including BoGs and BoMs. • Establish a business startup fund for VTC graduates • In collaboration with Universities , Technical and Vocational Colleges and National Polytechnoques ,promote technical and infrastructural capacities in VTCs as well as career progressions of VTC graduates • Establishing of Vihiga County Anthem, county band in collaboration with other sectors • County band
Development capacities for Science Technology and Innovations (STI) and ICT	<ul style="list-style-type: none"> • Strengthen mechanisms for research development and sharing of research findings • Promote ICT integration in teaching and learning at all levels

Integration at all learning levels	<ul style="list-style-type: none"> Promote Industry –Institution linkages and partnerships in creating opportunities for skills development , research and innovations sharing
------------------------------------	---

4.2.10.1 Education Science Technical and Vocational Training Programmes and Projects

Programme: ECDE Development															
Objective: To improve access to holistic quality and relevant Early Childhood Development Education															
Outcome: Improved access to holistic quality and relevant Early Childhood Development Education															
Sub Programme	Key Output	Key Performance Indicators	Linkages to SDG Targets*	Planned Targets and Indicative Budget (KSh. M)										Total Budget (KSh M)*.	
				Year 1		Year 2		Year 3		Year 4		Year 5			
				Target	Cost	Target	Cost	Target	Cost	Target	Cost	Target	Cost		
Pre-Primary Infrastructural development	Pre-primary infrastructure developed	Number of modern classrooms constructed and equipped and with WASH facilities	SDG 4.2	25	100	25	100	25	100	25	100	25	100	500M	
		Number of WASH facilities established	SDG 6.2	75	112.5	75	112.5	75	112.5	75	112.5	75	112.5	562.5M	
		Number of Pre-primary learners provided with learning materials	SDG 4.2	2500	50	2500	50	2500	50	2500	50	2500	50	2500	250m
		Number of Centres implementing Digital literacy in partnership with EIDU.	SDG 9.c	25000	30	25000	15	25000	15	25000	15	25000	15	25000	90M
		Number of Pre-primary board of management established.	SDG 4.2	450	5.4	-	-	-	-	450	6.1	-	-	-	11.5M
Pre-primary capitation programme.	Pre-primary capitation implemented	Capitation amount per learner	SDG 4.2	2500	25	2500	37.5	2500	50	2500	62.5	2500	75	250M	
Programme Name: Technical and Vocation Education & Training															
Objective: : To increase access and provision of high quality Technical and Vocational Education and Training that is market oriented															
Outcome: : Improved skilled manpower for self-reliance															
VTC infrastructural development	VTCs constructed/rehabilitated	No. of VTCs constructed/rehabilitated and equipped	SDG 4.3	5	37	5	32	5	32	5	32	5	32	125M	

	VTC Twin workshops constructed and equipped	No. of twin workshops constructed and equipped	SDG 4.3	2	34	3	51	3	51	3	51	3	51	272M
	VTC Storeyed workshops constructed and equipped	No of Storeyed workshops	SDG 4.3	2	20	2	20	2	20	2	20	2	20	100M
	VTC Administration block constructed and equipped	No of Administration block constructed and equipped	SDG 4.3	2	20	2	20	2	20	2	24	-	-	84M
	Land banking for VTC s done	Acreage of land acquired	SDG 4.3	3	15	3	15	3	15	2	10	2	10	65M
	Stalled projects completed	No of Stalled projects completed	SDG 4.3	6	15	1	5	0	0	0	0	0	0	20M
	VTC infrastructure expanded(dining hall, hostels, library, dormitories, borehole)	Number of VTC infrastructure expanded	SDG4.3 SDG6.1	1	25	3	12	3	15	0	0	0	0	52M
	VTC Buses purchased	Number of buses	SDG 4.3	0	0	2	20	2	20	1	10	0	0	50M
	New VTCs constructed	No of new VTCs constructed	SDG 4.3	6	30	6	30	6	30	6	30	10	50	170M
	TVET capitation Programme implemented	Number of trainee beneficiaries	SDG 4.3	5,674	170	6,000	180	6,000	180	6,000	180	6,000	180	890M
Home Craft Centres development	Home craft centres constructed and operationalized	No of Home Craft Centres	SDG 4.3	1	9	1	9	1	9	1	9	1	9	45M
Programme: Administration, Management and Planning services														
Objective: To improve performance and efficiency of staff														
Outcome: Improved service delivery														
Human resource development	Pre-primary and VTC human resource developed	Pre-primary scheme of service implemented	SDG4.2	824	382	824	402	82	422	824	442	824	462	2.11B*
		Number of pre-primary teachers recruited	SDG4.2	50	11	50	22	50	33	50	44	50	55	165M
		Number of ward coordinators recruited.	SDG4.2	25	14.2	-	-	-	-	-	-	-	-	14.2M

		Number of QASO recruited.	SDG4.2, 4.3	2	2	-	-	-	-	-	-	-	-	2M
		Number of Pre-primary staff trained	SDG4.2	916	10.9	966	11.4	1016	11.9	1066	12.4	1116	12.9	59.5M
		No. of VTC Trainers employed	SDG 4.3	100	38	23	8.6	23	8.6	23	8.6	23	8.6	72.4M
		Number of TVET staff trained	SDG 4.3	200	5	360	8	395	8	430	10	465	10	41M
Education support services	Students on scholarship programme	Number of beneficiaries	SDG 4.3	100	50	100	50	100	50	100	50	100	50	250M
	Students on Bursary programme	Number of beneficiaries	SDG 4.3	1000	75	1000	75	1000	75	1000	75	1000	75	375M

4.2.10.2 Education Science Technical and Vocational flagship programmes and projects

EDUCATION SCIENCE TECHNICAL AND VOCATIONAL TRAINING								
Project Name	Location	Objective	Description of Key Activities	Key Output(s)	Time Frame*	Estimated cost (KSh.)	Source of Funds	Lead Agency
Establishment of model Pre-primary Centres	Every Sub-County	To enhance access to quality primary education	Identification, expansion, staffing and equipping of 7 ECDE centres	7 model ECDE centres established	3 years	105M	CGV/Development partners	ECDE directorate
County Education Resource Centre	Centrally located	To provide access to a variety of educational resources.	Citing, construction/expansion, equipping and staffing of a County Educational Resource Centre (CERC)	County Educational Resource Centre (CERC)	2022-2027	100M	CGV / Development Partners.	Directorate of ECDE
School Feeding programme (ECDE)	Countywide	To increase access and retention in ECDE Centres	Procurement Distribution of food items	Number of learners benefiting	2022-2027	705M	CGV / Development Partners.	Directorate of ECDE
5 Specialized model VTCs (Centres of Excellence)	Countywide	Promote quality and relevance in Vocational Education and Training provision	Construction/renovation works and equipping	5 specialized model VTCs established	2022-2027	125M	CGV / Development Partners	Directorate of TVET
Innovation and business hubs in VTCs	Countywide	Promote innovation and sharing of information and data	Construction /equipping innovation and business hubs	innovation and business hubs established	2022-2027	100M	CGV / Development Partners	Directorate of TVET
Vihiga County Youth Business Start-up Fund	Countywide	Promote youth empowerment	Established Youth Start-up Fund	Established Youth Start up Fund	2022-2027	100	CGV / Development Partners	Directorate of TVET

4.2.9 Environmental Conservation, Climate Change, Water & Sanitation, Natural Resources

The sector comprises of Environment, Natural Resources, Water, Irrigation, and mining sub-sectors. The broad sector role include; Conservation and Restoration of various ecosystems such as water catchment areas and sources, wetlands, riparian and terrestrial ecosystems; enhanced environmental cleanliness and promotion sustainable (3Rs)-re-use, recycling and refuse, waste management, promotion of use of renewable energy and sustainable energy; improve access to clean and safe water supply and sanitation services and promotion climate change adaptation and mitigation strategies and sustainable management of natural resources and ensuring equitable sharing of the accruing benefits

Vision

Clean, healthy, safe and sustainable management of the environment

Mission

To promote sustainable utilization and management of water, environment, natural resources and energy that enhances social-economic development and climate change adaptation and mitigation

Sector goals

- To promote sustainable management of environment and natural resources
- To promote utilization of renewable energy
- To promote Climate Change Adaptation and Mitigation Strategies

To promote access to clean and safe water and sanitation services to the residents of Vihiga Sector

Priorities and Strategies

No.	Sector Priorities	Strategies
1.	Strengthen sector legal, policy and institutional framework	<ul style="list-style-type: none"> • Adopt ,develop and implement Sector policies, laws, regulations, guidelines and plans (Water and sanitation , Climate change , Environment ,Forest & Landscape, Energy, Mining and Riverine Areas) • Strengthen sector human resource development and management. • Strengthen sector institutional framework including ; Human resource development and management , Research and Planning, Resource Mobilization and working committees and service providers) • Strengthen PPP framework in the Sector to enhance investments • Promote circular economy strategies and green growth
2	Strengthen water infrastructure, supply, management and quality	<ul style="list-style-type: none"> • Expand water reticulation systems to enhance access to potable water considering pro poor approaches that includes ;water kiosks in markets centres , communal water points and public institutions • Construct, complete, Expand and rehabilitate water infrastructure • Operationalize Vihiga Water Cluster program and other County water schemes • Drilling and equipping of new boreholes with solar energy • Implement last mile water connectivity and Metering for all projects • Promote rain water harvesting and storage in institutions and households • Collaborate withrelevant national and regional government agencies , and other development partners to undertake feasibility study , design and resource mobilization and implementation of efficient water supply and sanitation systems • Land banking for water and sanitation infrastructure development • Establish laboratory for water quality analysis and surveillance for enhanced water quality • Subsidy support to WSPs (AWASCO and community schemes) through implementation of sustainability measures and payment of energy costs and chemicals

		<ul style="list-style-type: none"> • Collaborate with the Ministry of Water and Sanitation through LVNWWDA and WSTF to implement last mile connectivity, Kaimosi Dam desilting and Mini-hydro, National Water & Sanitation Investment Plan (NAWASIP) projects • Coordinate and strengthen a PPP model stakeholder feedback and networking on WASH programme • Promote use of modern technology in water services delivery (smart metering, automation of bulk water supply, non revenue water management equipment) • Establish water and sanitation management database
3.	Strengthen Sanitation infrastructure and Services	<ul style="list-style-type: none"> • Completion of ongoing and stalled sanitation projects • Construction of Market sanitary facilities and Eco-toilets • Establishment of urban centralized and decentralized sewerage system • Promote the use of bio digester technology in sanitation and water recycling • Implementation of waste water management systems including Mbale wetland for waste water treatment • Promote waste water recycling
4.	Enhance Sustainable solid waste Management in the County	<ul style="list-style-type: none"> • Establish an integrated solid waste management system (waste generation, collection and handling, transportation, storage, material recovery treatment and disposal.)
5.	Strengthen Environmental conservation and Management	<ul style="list-style-type: none"> • Adoption of modern technology in environmental and natural resource management • Rehabilitation, restoration and protection of ecological significant ecosystems including ; wetlands, Riparian zones, Water Catchment areas, rivers, water sources, Hilly areas, forests and other degraded areas • Promote land and soil conservation programme in the County
6.	Promote Forestry and Natural Resource Management in the county	<ul style="list-style-type: none"> • Collaborate with National and regional agencies including ; Kenya Wildlife Services, Kenya Forest Service, NETFUND and other development partners to Conserve, Protect and Re-afforest Kibiri Forest as part of the Larger Kakamega Rain Forest and Maragoli Hills Forest Reserve • Establish and promote tree nurseries, agroforestry growing of indigenous and fruit trees • Promote greening program in schools, health facilities, urban areas, along transport corridors and other public institutions and spaces (arboretum /parks/botanical gardens) • Rehabilitation and restoration of abandoned quarries, mining and sand harvesting sites • Adopt and promote modern technologies in quarrying and mining industry.
7.	Strengthen Climate Change Adaptation, Resilience and mitigation among Communities	<ul style="list-style-type: none"> • Enhance the implementation of community prioritized Climate Change adaptation and resilience interventions • Establish a climate change research and Innovation Centre at Kaimosi University • Strengthen Climate Information Services and early warning system • Promote climate change awareness programmes in the county (Billboards, media, community forums, Films and documentary)
8.	Upscale Consumption of Green (Renewable) Energy	<ul style="list-style-type: none"> • Establish a County Energy Learning and Innovation Center • Promote use of clean and green energy in rural households, public institutions and utilities • In collaboration with Department of Lands, Housing and Physical Planning and Directorate of Water and Sanitation, complete and operationalize the bio-digester waste facility in Mbale town. • Complete and operationalize Kaimosi Hydropower plant in collaboration with KENGEN.

4.2.10.3 Environment energy and water Sector programmes and sub programmes

PROGRAMME 1: ADMINISTRATION, PLANNING AND SUPPORT SERVICES																
Objective: To improve service delivery in the Sector																
Outcome: Improved Sector Service Delivery																
Sub Programme	Key Output	Key Performance Indicators	Linkages to SDG Targets*	Planned Targets and Indicative Budget (KSh. M)										Total Budget (KSh. M)*		
				Year 1		Year 2		Year 3		Year 4		Year 5				
				Target	Cost	Target	Cost	Target	Cost	Target	Cost	Target	Cost			
General Administrative services	Timely compensation of staff	No of officers compensated	SDG 6,13, 15	200	41M	200	41M	200	41M	200	41M	200	41M	200	41M	205M
	Sector officers recruited	Number of officers Recruited	SDG 8,10, 17	4	2.4 M	207	33 M	208	33.6 M	208	33.6 M	210	34.8 M	210	34.8 M	137.4 M
	Capacity Building and Staff Training	Number of Staff Trained	SDG 8,10, 17	50	2.0M	250	7.5 M	250	7.5 M	250	7.5 M	250	7.5 M	250	7.5 M	32M
	Sector human resource management established	No. of Staff biometric system, promotions, redesignations and rewards	SDG 8,10,12	25	2.3M	35	5M	55	6.3M	50	5.8M	50	5.8M	50	5.8M	25.2M
	Energy Directorate established	Number	SDG7.1, 7a	1	0.5M	1	6.0 M	1	0.0M	1	0.0M	1	0.0M	1	0.0M	6.5M
	County Environment Committee operationalized	County Environment Committee	SDG15	1	2.5M	1	2.5M	1	2.5M	1	2.5M	1	2.5M	1	2.5M	10.0M
	Water boards and community committees restructured	No of boards and committees restructured	SDG6.1	1	1.5M	1	2.5 M	1	2.5M	1	0.0M	1	0.0M	1	0.0M	6.5M
	Research & planning Unit Established	No. of Research & planning Units established	SDG 6, 7,13, 15	1	2.5M	1	2.5 M	1	2.5M	1	2.5 M	1	2.5 M	1	2.5 M	12.5M
	Resource Mobilization Unit established	No. of Resource Mobilization Unit established	SDG 6, 7,13, 15	1	3.0M	1	3.0 M	1	3.0M	1	3.0 M	1	3.0 M	1	3.0 M	15.0M
	Sector Legal Framework and Plans developed/ reviewed and implemented	Number of legal frameworks, plans and strategies developed	SDG 6, 7,13, 15	15	14.7 M	16	28M	15	16M	1	1M	3	2M			61.7 M
Sector public awareness and civic education conducted	Number of sector awareness activities undertaken	SDG 6, 7,13, 15	13	31M	13	32 M	13	32M	12	30 M	12	30 M	12	30 M	155M	
School Environment and Climate Change Clubs established	Number of clubs established	SDG 15.1,2,4,5	1	6.0M	1	6.0M	1	6.0M	1	6.0M	1	6.0M	1	6.0M	30.0M	
PROGRAMME 2: WATER AND SANITATION SERVICES																
Objective: To enhance access to clean and safe water and sanitation																
Outcome: Improved access to clean and safe water in a clean environment																
Water management services	water supply schemes operational	Number of water supply scheme	SDG6.1	20	30M	20	30M	20	30M	20	30M	20	30M	20	30M	150M

		operational												
	Boreholes drilled and equipped with solar energy	Number of boreholes drilled and equipped	SDG6.1	2	25M	3	25M	5	25M	5	25M	5	25M	125M
	Ongoing and stalled water projects completed	Number of ongoing and stalled water projects completed	SDG6.1	2	6M	2	6M	3	9M	3	9M	2	6M	36M
	Last mile water connectivity and Metering implemented	Number of water connections	SDG6.1	200	20M	200	20M	200	20M	200	20M	200	20M	100M
		Number of bulk and smart meters installed	SDG6.1	200	20M	200	20M	200	20M	200	20M	200	20M	100M
	Water storage facilities constructed and upgraded	Number of Water storage facilities constructed/upgraded	SDG6.1	2	6M	3	9M	3	9M	3	9M	2	6M	39M
	Water harvesting project in institutions, schools and households promoted	Number of institutions, schools and households with rain water harvesting	SDG6.1	10	5M	10	5M	10	5M	10	5M	10	5M	25M
	Feasibility study and design for gravity water supply done	Number of Feasibility study and Designs conducted	SDG6.1	1	3M	2	6M	5	15M	3	9M	2	6M	39M
	Drilling rig and accessories procured	No. of Drilling rig and other accessories procured	SDG6.1	0	0	1	30M	0	0	0	0	0	0	30M
	Water bowsers procured	No. of Water bowsers procured	SDG6.1	0	0	1	10M	0	0	1	10M	0	0	20M
	Laboratory for water quality analysis and surveillance established	Number of laboratories	SDG6.1 & 6.2	0	0	0	0	1	10M	0	0	0	0	10M
	Water vehicles and motorbikes procured	No. of vehicles and motorbikes procured	SDG6.1	1	7M	0	0	3	1M	3	1M	0	0	13M
	Land banking for water projects done	Hacters of land acquired	SDG6.1	0	0	1	5M	2	10M	2	5M	0	0	20M
	Modern technologies and innovations implemented	Number of non revenue water interventions adopted	SDG6.1	1	0.5M	1	0.5M	1	0.5M	1	0.5M	1	0.5M	2.5M
		Number of improved water supply technologies adopted	SDG6.1	1	0.5M	1	1M	1	5M	1	5M	1	5M	16.5M
	Pro poor	Number of water	SDG6.1	2	0.5M	10	2.5M	20	5M	20	5M	20	5M	18M*

	approaches implemented in water and sanitation services	Kiosks constructed Number of communal and Households water points constructed	SDG6.1	100	2M	100	20M	100	20M	100	20M	100	20M	82M*
	Kaimosi water dam desilted	Number of dams desilted	SDG6.1		0	1	50M	1	100M	1	100M	1	50M	300M*
Sanitation Services	Ongoing and stalled sanitation projects completed	No. of Ongoing and stalled sanitation projects	SDG6.2	3	6M	2	20M	5	10M	2	10M	2	5M	51M
	Market sanitary facilities and Eco toilets constructed	No. of Market sanitary facilities and Eco toilets	SDG6.2	1	3M	2	6M	2	6M	2	6M	1	3M	24M
	Urban Centralised and decentralized sewerage system established	No. of Urban centralized and decentralized sewerage system	SDG6.2	0	0	2	30M	2	30M	1	15M	0	0	75M
	Exhausters procured	No. of exhausters procured	SDG6.2	0	0	0	0	1	10M	1	10M	0	0	20M
	Sewerage disposal systems designed in urban centres and markets	No. of Sewerage disposal systems designed	SDG6.2	1	3M	2	6M	2	6M	2	6M	1	3M	24M
	Bio digester technology in sanitation and water recycling promoted	Number of bio digester technology promoted	SDG6.2	1	5M	2	10M	2	10M	1	5M	1	5M	35M
	Waste water and storm water recycled	Number of waste water recycling & storm water system established	SDG6.2	0	0	1	5M	1	5M	1	5M	1	5M	20M

PROGRAMME 3: ENVIRONMENTAL MANAGEMENT SERVICES

Objective: To promote sustainable management of environment and natural resources

Outcome: Improved management of environment and natural resources

Waste Management Services	Solid Waste Recycling facility established	Number of solid Waste Recycling facility	SDG11.6	1	5M	1	15M	1	15M	1	20M	1	20M	75M
	establishment of the waste to Energy plant in Kaimosi	Number of waste to Energy plant established	SDG11.6	1	5M	1	5M	1	5M	1	5M	1	5M	25M
	Solid waste Transfer Stations established	No. of solid waste Transfer Stations	SDG11.6	0	0	2	15M	2	15M	5	15M	5	15M	60M
	Solid waste management tools and equipment acquired	No. of Waste Compactors purchased	SDG11.6	0	0M	1	15M	1	15M	1	15M	1	0M	45M
		No. of Waste holding skips	SDG11.6	5	2M	5	2M	5	2M	5	2M	5	2M	10M
		No. of solid Waste management protective gears	SDG11.6	10	5M	10	5M	10	5M	10	5M	10	5M	25M

	Sanitary land fill established	Number	SDG11.6	0	0	0	0	1	25M	1	25M	1	25M	75M
Environmental conservation and Management	Ecologically significant ecosystems rehabilitated, restored and protected	No. of Ecologically significant ecosystems rehabilitated, restored and protected	SDG15.1	20	20M	15	15M	10	10M	5	5M	5	5M	55M
	Land and soil conservation programme implemented	No. of Land and soil conservation programme done	SDG15.1	10	5M	10	5M	10	5M	10	5M	10	5M	55M
	Riverine areas protected	No. of riverine areas protected	SDG15.1	20	20M	15	15M	10	10M	5	5M	5	5M	55M
	Environmental and social impact assessments trainings	No. of ESIA trainings held	SDG15.1	2	4M	2	4M	2	4M	2	4M	2	4M	20M

PROGRAMME 4: FORESTRY AND NATURAL RESOURCE MANAGEMENT

Objective: To improve Forest and Tree Cover in the County, as well ensure sustainable exploration of natural Resources

Outcome: Increased Forest and Tree Cover and sustainable exploration of natural resources

Forest management services	Re-afforestation of gazette forests done	No of gazetted forests re-afforested	SDG15.2	1	8M	2	20M	2	20M	2	20M	2	15M	83M
	Mini tree nursery established	No. of Mini tree nurseries	SDG15.2	0	0	1	2M	1	2M	1	2M	1	2M	8M
	Re-afforestation of Community Forests, Hilltops and Shrine Centers implemented	No. of Community Forests, Hilltops and Shrine Centers	SDG15.2	1	5M	1	5M	1	5M	1	5M	1	5M	25M
Farm Forest and greening development	Indigenous and fruit tree growing promoted	Tree coverage in acres	SDG15.2	0	0	50	2M	50	2M	50	2M	50	2M	8M
	Tree growing on Public land and Institutions promoted	Percentage of farmland under tree	SDG15.2	0	0	40	2M	40	2M	40	2M	40	2M	8M
	Tree nurseries established (farm and schools)	No. of nurseries established	SDG15.2	3	14M	52	8M	52	8M	52	8M	52	8M	46M
	Urban greening program, established	No of urban greening programmes	SDG15.1	0	0	2	15M	2	15M	2	15M	2	5M	50M
Natural resource management	Promote granite processing	No of Granite processing plants established	SDG12.2	1	1M	1	1M	1	1M	1	1M	1	1M	5M
	Adopted smart technologies and innovations in natural resource management	No of technologies adopted	SDG12.2			2	3M	1	3M	1	3M	1	3M	7M
	Rehabilitation of quarry, mining and sand harvesting sites	No of sites rehabilitated	SDG12.2	1	1M	2	3M	1	1M	1	1M	1	1M	7M

PROGRAMME 5: CLIMATE CHANGE ADAPTATION, RESILIENCE AND MITIGATION

Objective: To enhance adaptive capacity and resilience to climate change and promote low carbon development

Outcome: Enhanced adaptive capacity and resilience to climate change

Climate change	Strengthened governance on climate change	No of climate change institutions	SDG13.2	3	2M	3	2M	3	2M	3	2M	3	2M	10M
----------------	---	-----------------------------------	---------	---	----	---	----	---	----	---	----	---	----	-----

adaptation, resilience and management		strengthened												
	Climate change awareness programmes created	No of climate change awareness programmes implemented	SDG13.2,3	3	3M	5	5M	5	5M	5	5M	5	5M	23M
	Prioritized community Climate Change resilience and adaptation Projects implemented	No of community climate change projects implemented	SDG13.2	10	80M	10	100M	10	120M	10	150M	10	180M	630M
	Enhanced climate Information Services(Early warning system and digital dissemination platforms)	Climate Information Services and early warning system	SDG13.3	1	2M	1	4M	1	4M	1	4M	1	4M	18M
	Climate change research and Innovation Centre established at Kaimosi University	Climate change research and Innovation Centre established	SDG13.2,3	1	1.0M	1	10M	1	10M	1	10M	1	10M	41M

PROGRAMME 6: ENERGY SERVICES

Objective: To promote uptake of renewable energy and sustainable energy use

Outcome: improved uptake of renewable energy and sustainable energy use

Energy Services	County Energy Learning and Innovation Center established	County Energy Learning and Innovation Center	SDG7.1	1	0M	1	2M	1	10M	1	10M	1	10M	32M
	Clean and green energy promoted(Clean cooking stoves, solar energy, LPG and Biogas)	Percentage of households using clean and green energy	SDG7.1		21M	9	56M	9	56M	9	56M	9	56M	
	Model solar powered village established	Number of solar powered villages	SDG7.1	1	0M	2	20M	2	20M	2	20M	2	20M	80M
	Kaimosi mini hydro electricity plant established	Number hydro plant constructed	SDG6.1			1	50M	1	50M	1	50M			150M*

4.2.10.4 Environment energy and water Sector Flagship Projects

Project Name	Location	Objective	Description of Key Activities	Key Output(s)	Time Frame*	Estimated cost (KSh.)	Source of Funds	Lead Agency
Establishment of a waste recycling and Management	Luanda South.	To enhance proper solid waste disposal and	Stakeholder engagement meetings. Purchase of	Waste Recycling and Management	2023-2025	100M	County Government	Department of Environment.

Plant.		management	land, Construction of recycling plant.	Plant Established.				
Rehabilitation and Restoration of Maragoli Hills.	Vihiga Sub County.	To restore degraded County Hilltop.	Stakeholder engagement meetings, Fencing, Purchase of seedlings, Land preparation (land clearance, pitting, planting) Gap filling Maintenance.	Acreage of Maragoli Hills protected and rehabilitated	2023-2027	100M	County Government.	Department of Environment Kenya Forest Services.
Vihiga Cluster sewerage project in Luanda, Maseno Mbale, chavakali and Kaimosi	County wide	To improve sanitation and manage waste water urban areas in Vihiga	Resource mobilization for project funding Public participation Implementation of the project	Sewerage system for cluster areas constructed and working	2023-2027	4.35B	National Government County Government Development partners	LVNWWDA County Government
Design and implement of gravity water supply	Countywide	To increase sustainable water coverage in the county	Feasibility studies and Design of project Resource mobilization Implementation of project	Gravity water supply project implemented	2023-2027	3B	National Government County Government Development partners	LVNWWDA County Government
LVNWWDA water and sanitation projects	Countywide	To increase access to clean and safe water and improve sanitation	Drilling and equipping of boreholes, spring protection, argumentation, rehabilitation and construction of water supplies	Water and sanitation projects done	2023-2027	188.8M	National Government	LVNWWDA
Last mile connectivity for Vihiga cluster water project	Maseno, Mbale and Kaimosi	To increase access to clean and safe water	Reinforced reservoirs tanks, supply of water meters, O&M and capacity building	Vihiga cluster water scheme operational	2023-2027	270M	National Government	LVNWWDA
Desiltation of Kaimosi dam	Kaimosi	To increase access to clean and safe water	Renovation works, construction of water infrastructure and fencing	Kaimosi dam desiltation	2023-2027	150M	National Government	LVNWWDA
Establishment of fruit tree	Hamisi sub county	To increase fruit Value	Fruit tree farming	fruit processing	2023-	100M	NG/DP/CGV	County department

forest and processing plant		addition		plant established	2027			of Environment
Establishment of a model solar village	South Maragoli	To increase uptake of clean and green	Installation of solar systems to Households	Solar villages established	2023-2027	100M	NG/DP	County department of Environment
Establishment of a granite factory	Emuhaya	To increased value addition of granite rocks	Construction of factory	Granite factory constructed	2023-2027	100M	NG/DP/CGV	County department of Environment and State department of Mining
Establishment of integrated solid waste management system	County wide	To improve solid waste management	Construction works	Waste management system established	2023-2027	500M	NG/DP/CGV	County department of Environment

4.2.10 Governance Justice Law and Order (GJLO)

The sector is anchored on political pillar of the vision 2030. It plays a pivotal role in the maintenance of law, order and social cohesion as a result creating an enabling environment for socio economic and political prosperity in the county. The sector comprises; the National Police Service Commission, the judiciary, Correctional services, National gender and equality commission, IEBC. The sector promotes good governance and integrity in public service.

4.2.15.1 Office of County Attorney

The county attorney office is established in accordance with section 4 of the Office of the County Attorney Act, 2020. The office consists of the county Attorney, County Solicitor and Legal Counsel. The role of the office is the principal legal adviser to the county government, represent the county executive in legal proceedings which the county executive is party to other than criminal proceedings, advise departments on legal and executive matters, negotiate, draft, vet and interpret documents and agreements for and on behalf of the county executive and its agencies, revision of county laws, liaison with the Attorney Generals Office

Sector vision

A secure just cohesive democratic accountable and transparent society for a nationally competitive and prosperous county

Sector mission

To ensure effective and accountable leadership, promote a just democratic and secure environment with strong governance structures to achieve inclusive economic, social and political development

Sector goal

A just, democratic and secure society

Sub-sector priorities and strategies

Development Priorities	Strategies
Strengthen the institutional framework of the County Attorney and promote legal representation in litigations relating to the county executive	<ul style="list-style-type: none"> • Develop and operationalize a framework for preparation litigation management • Draft bills, subsidiary legislation, policies, notices of appointment to county public offices and events and review of laws; • Strengthen provision of legal advice to County government • Enhance linkages with the Office of the Attorney General

Programme Name: Administration, Planning and Support Services														
Objective: To strengthen legal counsel and legislation process in the county executive														
Outcome: Improved public sector service delivery														
Sub Programme	Key Output	Key Performance Indicators	Linkages to SDG Targets*	Planned Targets and Indicative Budget (KSh. M)										Total Budget (KSh. M)*
				Year 1		Year 2		Year 3		Year 4		Year 5		
				Target	Cost	Target	Cost	Target	Cost	Target	Cost	Target	Cost	
County Legal services	County attorney office operationalized	Officers recruited	SDG16.3	1	5M	1	5M	0	0	0	0	0	0	10M
	County Attorney unit established	County Attorney unit	SDG16.3	1	10M	1	10M	1	10M	1	10M	1	10M	50M
	Draft bills, subsidiary legislation, policies prepared and reviewed	No. of Draft bills, subsidiary legislation, policies prepared and reviewed	SDG16.3	4	10M	4	10M	4	10M	4	10M	4	10M	50M

4.3 CIDP linkages with the National Development Agenda, Regional and International Planning Framework

This section outlines how the CIDP is linked with and is contributing towards the achievement of the following national development agenda, regional and international planning framework namely: The Fourth Medium Term Plan; The Kenya Vision 2030; The African Agenda 2063; The Global UN 2030 Agenda including SDGs; The Paris Agreement on Climate Change, 2015; EAC Vision 2030; ICDD25 Kenya Commitments; and Sendai Framework for Disaster Risk Reduction 2015-2030.

Table 20: CIDP linkages with the National Development Agenda, Regional and International Planning Framework

No	National, Regional, International Development Obligations	Aspirations/Goals	County Government Contributions/Interventions

1	The Kenya Vision 2030,	Transforming the country into a modern, globally competitive and prosperous nation with high quality of life by 2030	County development agenda is geared towards the vision of a prosperous model county. To achieve this number of flagship and transformative projects in key sectors have been identified to facilitate the desired growth.
		The Economic Pillar aims at achieving an annual 10% average sustainable economic growth for the next 25 years.	The County Government continues to implement a broad array of programmes in Transport & Infrastructure, Agriculture, Commerce, Industry and Tourism all geared to improve the wealth of citizens by achieving sustainable economic growth and development.
		The social pillar aims at Building a just and cohesive society enjoying equitable social development in a clean and secure environment	There is enhanced investments in programmes and projects in social sectors (Education and training, health, water and sanitation, environment, Housing and urbanization, Gender, Youth, and Vulnerable Groups)
		The political pillar aims at a democratic political system that is issue-based, people-centred, result oriented and accountable to the public	Vihiga County continues to promote good governance and democratic political systems founded on issue-based politics that respect the rule of law and protects the fundamental rights and freedoms of every individual in the county. It will continue to strength devolution by establishing institutions in devolved units (Villages, Wards, Sub-counties), Village councils, WDCCs, and Sub-County service Delivery Committees
2	The Fourth Medium Term Plan 2023-2027	Accelerating socio-economic transformation for a more competitive, inclusive and resilient economy	The 2023-27 CIDP will focus on implementing strategic interventions aimed at driving the county economy towards a sustainable growth path
3	The Africa Agenda 2063	A prosperous Africa based on inclusive growth and sustainable development	The determination to eradicate poverty and build shared prosperity through socio-economic transformations
		Africa of good governance, democracy, respect for human rights, justice, and rule of law	Promotion of good governance by establishing oversight committees e.g anti-corruption committees, environmental committees e.tc Enhanced citizen active participation in socio-economic development and management in the county agenda by strengthening the Public participation and Civic Education unit
		A Peaceful and secure Africa	Mechanisms in place for peaceful prevention and resolution of conflicts at all functional levels including the Complains Redress Mechanism at the County Government. Promotion of harmony among communities through peace committees Promotion of our diversity in culture, heritage, language and religion.
		Strong cultural identity common heritage, values and ethics	Vihiga is unique in natural resource endowments, its environment and ecosystem including forests, culture and rocky land are valued and protected with climate resilient economies and communities Promotion of the ideals of Pan-Africanism through arts, festival, music folklores and theatre
		Development that is people driven, relying on the potential of	<ul style="list-style-type: none"> Implementation education programmes that will ensure well educated and skilled citizens underpinned by science, technology and innovation.

		local citizens, especially the women and the youth, and caring for children	<ul style="list-style-type: none"> Established a public participation framework that ensures that all citizens are actively involved in all aspects of decision making All forms of harmful practices eg female genital mutilation, early child marriage, forced labour and child labour outlawed
		Africa as a strong resilient and influential global player & partner	<ul style="list-style-type: none"> Vihiga remains a strong, resilient, peaceful and influential partner in the Lake Basin Regional Bloc pursuing regional economic and social integration Vihiga continues to seek mutual beneficial relations and partnerships with the national government, other counties, development partners and private sector actors.
4	The Global Sustainable Development Goals (SDGs)	Goal 1: No Poverty	<ul style="list-style-type: none"> The County aims at reducing population of the county living below the poverty level of 39 % to less than 30% by 2027 by implementation of pro-poor programmes, enhanced agricultural production and productivity and upscale social protection programme.
		Goal 2: Zero Hunger	<ul style="list-style-type: none"> Implement food security initiatives that include enhanced crops, livestock and fish production, promotion of agribusiness and value addition. Improve and create functional food commodity markets and enhanced access to market information
		Goal 3: Good Health and Well Being	<ul style="list-style-type: none"> Implementation of preventive and promotive health programmes, curative and rehabilitative services and strengthening referral systems to improve health indicators. Improved human resource in health Continuous promotion and enrolment in health insurance interventions including Linda Mama and Boresha Afya ya Mama na Mtoto Programmes Enhance community health strategies and linkages Rehabilitation and expansion of health infrastructure
		Goal 4: Quality Education	<ul style="list-style-type: none"> Improving access to quality and holistic education for all girls and boys through expansion of education infrastructure, increased staffing and enhanced investments in instructional material and other teaching Aids. Expansion of the bursary and scholarship programmes that has ensured equity in access to education for the disadvantaged learners Increased youth and adults' enrolments in Technical and vocational training, resulting in increased acquisition of vocational skills and knowledge for employment, decent jobs and entrepreneurship
		Goal 5: Gender Equality	<ul style="list-style-type: none"> Implementation and mainstreaming of programmes aimed at ending all forms of discrimination against all women and girls Continuous implementation of programmes geared towards elimination of all forms of violence against all women and girls in the public and private spheres, including trafficking and sexual and other types of exploitation Promotion of family planning programmes and reproductive health to ensure universal access to sexual and reproductive health and reproductive rights.

	Goal 6: Clean Water and Sanitation	<ul style="list-style-type: none"> Improved water supply sources through expansion and rehabilitation of water supply schemes, protection of springs and construction and equipping of boreholes. Continuous Support and strengthening the participation of local communities in improving water and sanitation management through capacity building and promotion of conservation of water sources and riparian areas. Increased use of safely managed sanitation services, including a hand -washing facility with soap and water Construction of sanitation facilities in public places such as markets
	Goal 7: Affordable and Clean Energy	<ul style="list-style-type: none"> Promotion of solar and biogas energy sources Expand electricity connectivity to meet the increasing demand.
	Goal 8: Decent Work and Economic Growth	<ul style="list-style-type: none"> Creation of enabling environment for sustainable growth and development through partnerships and enabling policies. Introduction of the community empowerment fund and Trade Fund to bolster economic activities in the county. Up scaling of Skills & entrepreneurship training & mentorship programmes, promotion of youth in agribusiness that has substantially reduced the proportion of youth not in employment, education or training County and National government have taken measures aimed at eradicating forced labour, prohibition and elimination of child labour. The County Government has continued to market Vihiga as a tourist destination in the Western Kenya circuit.
	Goal 9: Industry, Innovation and Infrastructure	<ul style="list-style-type: none"> Development of quality, reliable, sustainable and resilient road infrastructure, to support economic development and human well-being Promotion of inclusive and sustainable industrialization with support to the cottage industries The county government in partnership with the National Government establishes the Granite Factory in Luanda Sub-County. Increased internet connectivity has resulted in significant increased access to information and communications technology and strive to provide universal and affordable access to the Internet
	Goal 10: Reduced Inequalities	<ul style="list-style-type: none"> Promotion of peace, cohesion, social, economic and political inclusion of all, irrespective of age, sex, disability, race, ethnicity, origin, religion or economic or other status Improved governance and sustained campaigns to improve equitable access to opportunities to the youth, women and PWDs
	Goal 11: Sustainable Cities and Communities	<ul style="list-style-type: none"> Increased investment in infrastructure sector to ensure access for all to adequate, safe and affordable housing and basic services Improved land use planning in the upcoming urban areas- Chavakali, Mbale, Luanda, Jeptulu and Majengo Development of policies and spatial plans that will take into account the specific needs and characteristics of existing urban areas. Reducing the adverse per capita environmental impact of the urban areas by paying special attention to air quality and municipal waste management Strengthening efforts to protect and safeguard the county cultural and natural heritage including the community

			forests
		Goal 12: Responsible Consumption and Production	<ul style="list-style-type: none"> Promotion of SMART and sustainable utilization of natural resources and reduction of use of toxic materials and pollutants. Recycle waste, promote organic farming, focus on reducing post-harvest losses, promote production and consumption of indigenous crops.
		Goal 13: Climate Action	<ul style="list-style-type: none"> Strengthening resilience and adaptive capacity to climate-related hazards and natural disasters in all communities across the county Promotion of green economy strategies and climate smart agriculture Promoting the uptake of clean energy and green technologies in production systems for reduced carbon footprint and enhanced climate change adaptation
		Goal 14: Life below Water	<ul style="list-style-type: none"> Reclamation and sustainably manage water bodies and reservoirs including desilting of Kaimosi and Kikuyu dams Conducting of riverine protection initiatives. i.e planting of bamboo strips and buffer zones. Mapping and reclamation of wetlands in the county. Formulation of regulations on gold mining and Sand harvesting in the county
		Goal 15: Life on Land	<ul style="list-style-type: none"> Conservation of mountain ecosystems, including their biodiversity, in order to enhance their capacity to provide benefits that are essential for sustainable development -restoration of maragoli hills Enhanced re-afforestation by planting of indigenous environment friendly trees that has resulted in increased tree and forest coverage to 15% Enhanced sustainable land use management and conservation programmes that include; promotion of agro forestry and planting of indigenous trees across the county.
		Goal 16: Peace, Justice and Strong Institutions	<ul style="list-style-type: none"> Promotion of peaceful and inclusive societies based on respect for human rights, the rule of law and transparent effective and accountable institutions. The "nyumba kumi" initiative has been strengthened and Public Participation endeared in the development and governance agenda.
		Goal 17: Partnerships for the Goals	<ul style="list-style-type: none"> Strengthen resource mobilization, including networking with partners, international support for improvement of domestic capacity for tax and other revenue collection
5	The Paris Agreement on Climate Change, 2015	Limit global warming to well below 2, preferably to 1.5 degrees Celsius, compared to pre-industrial levels. In order to achieve these countries, aim to reach global peaking of greenhouse gas emissions as soon as possible to achieve a climate neutral.	<ul style="list-style-type: none"> Promotion of Climate Change & adaptation strategies and sustainable environmental practices in the county Strengthening the Climate Change Monitoring & Evaluation System and climate change adaptation and governance framework Continued partnership, collaboration and networking for resource mobilization for improved climate action and environment conservation Continued implementation of sustainable practices in the exploitation and management of natural resources and terrestrial ecosystems
6	The EAC Vision 2050	Attainment of sustainable growth and development of the Partner States.	<ul style="list-style-type: none"> Improvement of transport infrastructure to facilitate access to goods and services for socio-economic development
		Promotion of natural resource utilization in the region	<ul style="list-style-type: none"> Implementation of community-prioritized climate resilience investments Promote adoption of sustainable renewable energy

			<p>technologies</p> <ul style="list-style-type: none"> • Conservation of existing community forest and water catchment areas
		Strengthening and consolidation of long standing political, economic, social, cultural and traditional ties	<ul style="list-style-type: none"> • Enhance widening and deepening of economic, political, social and cultural integration within and outside the county through increased promotion of culture, good governance, competitiveness, value added production, trade and investments.
		Increased inclusiveness and competitiveness in socio-economic transformation of the member countries	<ul style="list-style-type: none"> • Improved access to modern, fast and affordable infrastructure that is essential for economic development and well-being of the population
		Promotion of people centred mutual development	<ul style="list-style-type: none"> • Enhanced public participation, civic engagements in the county governance framework and development agenda • Establishment of community driven development coordination strategy such as the Ward Development Coordination Committees (WDCC)
7	ICPD25 Kenya Commitments	Goal 1: Prevent maternal deaths	<ul style="list-style-type: none"> • Increased political will and stakeholder engagements has led to improved resource allocation and demand leading to increased utilization of reproductive health services • Implementation of universal health coverage programmes including Linda Mama and Ottichilo Care programmes, and upscale of CHVs programmes have contributed in increasing access to integrated maternal and Neonatal health care • In collaboration with partners there is continuous training of health workers on family planning and reproduction health services
		Goal 2: Unmet need for family planning and gender-based violence and harmful practices against women and girls.	<ul style="list-style-type: none"> • Educating adolescent girls and women on reproductive health, family planning and provision of contraceptives in various programmes within the community
		Goal 3: Attain basic universal education	<ul style="list-style-type: none"> • Promotion of access to quality universal education and skills training i.e ECDE, Vocational Education and Training, Child Care Services and Home Craft/ Incubation Centers, primary and secondary and tertiary level • Continuous expansion and improvement of the requisite education infrastructure • Enhanced education support programmes including bursaries and scholarships
		Goal 4: Empower young people:	<ul style="list-style-type: none"> • Mainstreaming youth in governance and decision making • Promotion of youth employment in Agri-food and other sustainable economic activities • Promotion of group dynamics & savings culture among youth
8	Sendai Framework for Disaster Risk Reduction 2015-2030	Goal 1: Mobilization of risk-sensitive investment.	<ul style="list-style-type: none"> • Increased investments in Risk Management including construction a fire station and disaster response equipment.
		Goal 2: Strengthening of disaster risk governance	<ul style="list-style-type: none"> • Strengthening of disaster risk response & governance including county and ward platforms
		Goal 3: Accountability for disaster risk	<ul style="list-style-type: none"> • Accountability through preparedness to build back better.

	management	
	Goal 4: Strengthen international cooperation and global partnerships	<ul style="list-style-type: none"> • Strengthening of regional partnerships and cooperation among member counties in the Lake Region Economic Bloc (LREB) • Entering into MOUs with development partners on targeted county programme
	Goal 5: Recognition of stakeholders and their roles in disaster management	<ul style="list-style-type: none"> • Recognition and mainstreaming cross sector synergies in disaster risk management

4.4 Cross Sectoral Linkages

This section provides the cross sectoral impacts of each programme and appropriate actions to harness synergies or mitigation measures on adverse cross sectoral impacts.

Programme name	Linked Sector	Cross sector Impacts		Measures to harness or mitigate the impact
		Synergies	Adverse	
Transport and Infrastructure	Trade,	Improved access to markets, goods and services	Encroachment of business activities on road reserve and walking pavements	Enforcement of road boundaries
	Environment	Environmental conservation programmes	Environmental pollution & degradation of quarry sites	Compliance with EMCA Restoration of quarry sites
	Agriculture	Increased access to market centres	Inaccessible link roads and poor market infrastructure	Opening up and routine rehabilitation of access roads., Improvement of market stalls and sheds
	Water & sanitation	Joint planning on road works	Destruction of waterpipelines during road construction	Rehabilitation of damaged pipelines
Financial management and Economic Planning services	All sectors	Ensure optimal revenue mobilization and administration	Own -source Revenue leakages	Automation of revenue collection system in all revenue streams
		Ensure efficient and effective utilization of funds	Weaknesses in accountability and other challenges in public finance management	Ensure adherence to PFM principles
		Availability of up-to-date data for decision making	Limited stakeholder participation in key decision making process	Ensure fully operational county M& E system.
Housing and Human settlement	Environment and trade	Sustainable urban planning and development	Unplanned settlement, increasing pressure on land Diaster risks	Strengthening of landuse planning and conduct ESIA Establish disaster response and management teams in the urban areas
	Youth	Provision of skills and jobs for the youth	Low uptake	Undertake public sensitization of youths
Land management services	Health, Water, Environment, Transport and infrastructure	Identification of public land, physical boundaries for proposed projects	Land pressure and environmental degradation	Multi sectoral approach in landuse planning and management.
Preventive	Education	Increase immunization	Increased NCDs,	Upscale nutrition,

and promotive health services Curative and rehabilitative services		and deworming programme which improves health for learners Nutrition intervention reduces malnutrition among learners	undernourishment among children	immunization and deworming among school children
	Water and sanitation	Maintaining of sanitation standards ensures clean and safe water, clean environment hence reducing health related risks	Poor sanitation management and unsafe and contaminated water can lead to outbreak of diseases	Ensure strict enforcement of public health sanitation standards
	Labour	Health workforce increases productivity	Unhealthy work force leads to low productivity	Need for advocacy on proper health practices
Crop development	Environment, trade & Industry and health	Incorporation of stakeholders in programme activities Increased agriculture production leads to availability of raw materials for industrial use	Improper use of agro-chemicals has a bearing on the health of human beings Use of fertilizer on soil not recommended for leads to soil degradation There might be pollution of environment by improper disposal of agricultural products	Train farmers on use of organic fertilizer and pest control measures Undertake routine soil testing Develop proper waste management plan for farm produce
Livestock development and management	Water, trade	Availability of partners	Presence of unscrupulous actors along the value chains	Enhance value addition measures
Trade development	Agriculture	Promotion of establishment of farm input dealers enhances access for farmers	Limited value addition, post-harvest losses, limited market linkages	Build capacity for stockists to provide quality and standard farm inputs
Industrial development	Youth & Gender, Environment	Industrial development will lead to creation of job opportunities for youth and women	Emissions will pollute the environment Weak waste disposal plan	Youth and women trained on entrepreneurial skills Enforce EMCA Develop proper waste disposal plan
Environment, Natural Resource and Forestry	All county departments, NEMA, Ministry of Interior and National Administration KFS, NDMA WRMA, WRUA	Conservation of riparian areas Promotion of use of clean energy; promotion of reforestation programmes	Destruction of riparian; environmental degradation; water scarcity	Sensitize conservation and protection of riparian areas and plant water friendly indigenous trees and bamboos; Increase advocacy on use of alternative sources of energy
Water and sanitation	All county Departments, KFS, NDMA, NEMA, WRMA, WRUA	Increased provision of clean and safe water Management of storm water Improved transportation of food products	Loss of biodiversity at intakes, pipelines and dams Increased water conflicts	Reforestation and conservation of water sources Encourage roof catchment; Policy on eucalyptus Improved sanitation services
Education	Trade and	Training of more youths	Limited	Enter into partnership

	Industry	will lead to increased skills for industrial use	entrepneuership skills and knowledge	with industries on engagement of youths on internships
	Health	<ul style="list-style-type: none"> • Health Education Programmes including vaccination, HIV/AIDS awareness and control campaigns • Intergrade all components of health, nutrition opportunities in early learning and education programmes 	<ul style="list-style-type: none"> • Reduced HIV/AIDS prevalence, stigma and better management • Health education and hygiene Spread of communicable diseases in schools 	<ul style="list-style-type: none"> • Behavior Change Communication campaigns and VCT services in learning institutions • Promotive health services, health education and vaccination programmes in schools
	Water and Environment	WASH and environmental conservation in schools program	Inadequate WASH facilities Poor promotion of environmental conservation	Sinking of boreholes, promotion of roof water catchment, and provision of sanitary facilities

CHAPTER FIVE: IMPLEMENTATION FRAMEWORK

5.0 Introduction

This chapter outlines the institutional framework that will be critical in the implementation of the 2023-2027 CIDP. The section further analyses the resource requirements and resource mobilization strategies that will be adopted to finance the proposed programmes and projects. In addition, the section presents the finance and asset management, possible risks and mitigation framework.

5.1 Institutional Framework

This section shows the various stakeholders and their roles and linkages among other key players in the implementation of the County Integrated Development Plan.

Table 21: Institutional framework for the CIDP 2023-2027 implementation

No.	Institutions	Role in Implementation of the CIDP
1.	OFFICE OF THE GOVERNOR	<ul style="list-style-type: none"> • Provision of overall leadership in the county's economic, social and political governance and development • Provision of leadership to the county executive committee and administration based on the county policies and plans • Promotion democracy, good governance, unity and cohesion, peace and order

		<ul style="list-style-type: none"> Promote the competitiveness of the county promoting and facilitating citizen participation in the development of policies and plans, and delivery of services
2.	County Executive Committee	<ul style="list-style-type: none"> Provide policy direction and ensuring proper governance structures are in place. Monitor the process of planning, formulation and adoption of the CIDP within the County Manage and coordinate county functions for effective implementation of projects and programmes. Ensure implementation of county and other national legislation, as may be required Ensure implementation and evaluation of the CIDP Ensure availability of resources for proper implementation of the plan.
3.	Office of the County Secretary	<ul style="list-style-type: none"> Head of public service Responsible for arranging the business, and keeping the minutes of the county executive committee subject to the directions of the executive committee; Convey the decisions of the county executive committee to the appropriate persons
4.	County Assembly	<ul style="list-style-type: none"> Approval of budget and expenditure of the county government Approval of county development plans Oversight of the county executive Approve the borrowing of resources by the county government Representation of citizens
5.	County Budget and Economic Forum	<ul style="list-style-type: none"> Consultations on preparation of County plans, County Fiscal Strategy paper and Budget Review Outlook Paper. Consultations on matters relating to budgeting, the economy and financial Management at the County
6.	County Government Departments & Agencies	<ul style="list-style-type: none"> Provide technical advice on project design, selection, budgeting, implementation and sustainability Prepare budget estimates for programmes and projects and ensure there is value for money Mobilizing resources and Supervise implementation of projects Provide feedback on the implementation of projects and programmes through progress reports Ensure prudent management of resources according to the PFMA 2012 Co-ordination of programmes and projects to avoid duplication Participate in M & E and provide project reports Ensure the implementation of programmes and projects as spelt out in the plan
7.	County Planning & M& e Unit	<ul style="list-style-type: none"> Coordinate preparation of the CIDP, the ADPs, Sector Plans and strategic plans Coordination of linkages of the County Plans to SDGs and other national and international commitments Coordinate tracking of programmes and projects for results with the m & e framework In consultation with other stakeholders review the CIDP Ensure linkage between planning, budgeting and reporting. Consolidation of progress reports on implementation of the CIDP.
8.	National Planning Office at the county	<ul style="list-style-type: none"> Dissemination of the guidelines to guide preparation of the CIDP and other plans Provides technical backstopping to the County staff during preparation of the plan. Participate in the preparation of the CIDP Linkage with National government in undertaking peer review of

		the developed CIDPs for standardization across the 47 counties.
9.	Other National Government Departments and Agencies at the county	<ul style="list-style-type: none"> • Funding, implementation and advocacy • Ensure prudent management of county finances and resources • Human resource development. • Provision of vital development statistics and information • Promotion of peace and ensuring a stable macroeconomic environment
10.	Development Partners, CSOs and Private Sector	<ul style="list-style-type: none"> • Provides technical, financial and human resources in implementation of the programmer and projects in the CIDP • Capacities build actors for smooth implementation of projects. • Provide technical backstopping in mainstreaming cross cutting issues such gender, climate change, disasters etc. • Promote accountability from leaders and office bearers • Participate and contribute in development activities in the county • Issuing score cards for service delivery and performance. • Funding of planned projects and programmes through provision of credit • Undertake Corporate Social Responsibility (CSR) targeting some interventions as captured in the CIDP
11.	Community	<ul style="list-style-type: none"> • Participate in identification and prioritization of projects and programmes • Ensure sustainability of projects and programmes and participate in monitoring of projects. • Provide feedback on impact of projects and programmes

5.2 Resource Requirement, Mobilization and Management Framework

This section outlines the resource requirement by sector, revenue projections, estimated resource gap and measures that will be adopted in abridging the gaps for effective implementation of the CIDP.

4.2.11 Resource Requirements by Sector

Table 22: Summary of Sector Financial Resource Requirements

Sector/Department Name	Resource Requirement (Ksh. Million)						Total	% of total budget requirements
	FY 2023/24	FY 2024/25	FY 2025/26	FY 2026/27	FY 2027/28			
Agriculture, Livestock and Fisheries Development	330.2	397.5	368.7	265	256.7	1,618.10	3.7	
Physical Planning, Land and Housing	415.5	201	116	103	91	926.50	2.1	
Office of the Governor	118,5	85.8	85	75	78	323.80	0.7	
Vihiga Municipality	255	333	292	286	220	1,386.00	3.2	
Commerce, Tourism and Cooperative Development	128.5	637.7	504.6	470.6	444.1	2,185.50	5.0	
Health Services	2797.4	2978.3	3334.4	3374.7	3569.9	16,054.70	36.6	
Education, Science and	1130	1145	1167	1173.1	1177	5,792.10	13.2	

Vocational Training							
Environment, Water and Natural Resources	495.9	882	951.9	925.4	816.6	4,071.80	9.3
Youth, Gender, Culture and Sports	596.5	661	671	653.5	643.5	3,225.50	7.4
Finance and Economic Planning	214.5	157	133.5	113	108.5	726.50	1.7
Transport and Infrastructure	799.8	916.8	836.8	836.8	761.8	4,152.00	9.5
Public Service Management and ICT	435.6	496.9	321.9	245.9	221.4	1,721.70	3.9
County Assembly	315	265	210	210	210	1,210.00	2.8
Public Service Board	72	66	66	62	62	328.00	0.7
County Attorney	25	25	20	20	20	110.00	0.3
Total	8,010.90	9,248.00	9,078.80	8,814.00	8,680.50	43,832.20	100.0

Source: County Treasury

4.2.12 Revenue Projections

Table 23: Revenue Projections

Type of Revenue	Base year 2022/23	FY 2023/24	FY 2024/25	FY 2025/26	FY 2026/27	FY 2027/28	Total
Equitable share	5,067,356,827	5,574,092,510	6,131,501,761	6,744,651,937	7,419,117,130	8,161,028,843	39,097,749,008
Conditional grants (GOK)	110,638,298	121,702,128	133,872,341	147,259,575	161,985,532	178,184,085	853,641,958
Conditional Grants (Development Partners)	293,792,791	323,172,070	355,489,277	391,038,205	430,142,025	473,156,228	2,266,790,596
Own Source Revenue	284,073,208	312,480,529	343,728,582	378,101,440	415,911,584	457,502,742	2,191,798,084
Total	5,755,861,124	6,331,447,236	6,964,591,960	7,661,051,156	8,427,156,272	9,269,871,899	44,409,979,647

4.2.13 Estimated Resource Gap

This section should highlight the County resource gap in terms of the estimated resource needs against the projected revenues as in Table 24.

Table 24: Resource Gaps

FY	Requirement (Kshs. Mn)	Estimated revenue (Ksh.Mn)	Variance (Ksh.Mn)
2023/24	8,010.90	6,331.45	-1679.45
2024/25	9,248.00	6,964.60	-2283.4
2025/26	9,078.80	7,661.05	-1417.75
2026/27	8,814.00	8,427.16	-386.84
2027/28	8,680.50	9,269.87	589.37
Total	43,832.2	38,654.13	-5178.07

4.2.14 Resource Mobilization Strategies and Asset Management Strategies

The cost of the 2023-27 CIDP in terms of capital and operational financing estimated to be Kshs. 43,832.2 Million against projected revenue of Kshs 38,654.13 Million. The county government and other

players will have to devise viable and sustainable measures to abridge the funding gaps. Accordingly, the following resource mobilization strategies shall be adopted;

i. Public Private Partnerships

The National Government is increasingly constrained in mobilizing the required financial and technical resources to cope with the rising demand for development projects and provision of services. The County Government therefore plans to roll out PPP framework in implementation of the prioritized projects. The framework will provide the County with a window of opportunity to attract investors. The county departments will be obliged to explore new and innovative financing methods in which private sector investment can be attracted through a mutually agreed arrangement. Some of the PPP frameworks that Vihiga County will explore include;

- Design, Build, Finance, Operate (DBOT)
- Publicly regulated but privately owned
- Build Operate Transfer (BOT)
- Design, Build, Finance and Transfer (DBFT)

ii. Joint Ventures

The Competition Authority of Kenya is established in Section 7 of the Competition Act No 12 of the 2010 is charged with the providing guidance and promoting joint ventures. This is an arrangement in which the county government agrees to pool resources with investors for the sake of seeking an accomplishment of projects/programmes. The undertakings create a shared; ownership, expenses, return on investments, profit, and rule of governance.

iii. Equitable share

According to Article 202 and 203 of the Constitution, revenue raised nationally shall be shared equitably among the National and County Government. The County shall receive part of the constitutionally approved share from the consolidated fund as proposed in the Budget Policy Statement (BPS) as recommended by the Commission of Revenue Allocation (CRA) and approved by parliament.

iv. Additional national resources allocation

In addition to the equitable share of revenue, the County Government will also be expected to get additional resources from the following sources;

- Conditional and non-conditional allocations from share of the national government as contemplated under Article 202(2) of the Constitution.
- Borrowing provided national government guarantee is obtained as well as the approval of the County Assembly and applied only for Development activities.
- Grants and donations from development partners in accordance with section 138 and 139 of the Public Finance Management Act, 2012 and Public Finance Management Act (County Government) Regulations, 2015.

v. Expanding Internal Revenue Sources

- a) Taxes: Section 161 of the Public Finance Management Act provide guidelines that the County Assembly can use to develop legislation to guide taxation by the County Government.
- b) Fees: The County Government shall charge fees for services, goods and works as legislated by the County Assembly. These will be levied on business licenses, parking services, refuse

collection, entertainment joints, use of public grounds/sports ground, access to certain information and approval of physical plans among other sources.

- c) **Fines:** The County Government will impose fines for non-compliance with County laws, rules and regulations. Some of the fines imposed will include non-payment of rates, wrong parking, causing public nuisances, breaking County laws, rules and regulations.
- d) **Rates:** The rates will be imposed on capital developments and on immovable property such as land within the county. Each business premise will be given a certain rate to pay either monthly or per annum, depending on the location of the premise such as the Central Business Districts (CBD), industrial zones and high-cost residential estate zones, peripheral zones away from the CBD.
- e) **Accruals:** These are accumulated and unspent revenue from County Government investments in the form of interest, dividends and share income. The County Government will explore the possibility of investing pension funds, workers insurance funds and other funds as approved by the County Assembly in ventures such as real estate development, government bonds and PPP arrangements. Revenue received as a result of these investments can be used for development expenditure to improve public welfare.
- f) **CESS:** The County will impose taxes for movement of agricultural and livestock produce, construction materials and other products within the county boundaries.
- g) **Appropriations-In-Aid:** This is County revenue raised internally through sale of official property, assets and investments. The revenue is raised through land transactions, tendering processes, auctioning of serviceable and unserviceable items and other authorized measures.
- h) **Co-operatives and Societies:** The County government shall promote the formation of community co-operatives and societies to encourage savings and investments actions for wealth and employment creation.
- i) **Own County Investment Incentive Framework:** The County government shall mobilize resources for development by establishing an investment incentive framework focusing on its citizens who live and work outside the County. This can be done through establishment of special investment zones for such populations and providing a dedicated department to aid their transactions without bureaucracy.
- j) **Royalties:** The county government shall generate revenues from companies utilizing natural resources within the county boundaries.
- k) **Annual Events:** Scheduled annual events such as peace walks, marathons, bicycle competitions and agricultural shows shall be used to generate revenue for the county operations.
- l) **Research Initiatives:** The County government shall mobilize resources for development by investing in scientific and technological research. This will include research into use of new materials, new methods and renewable energy systems.

vi. External Revenue Sources

- a) **Foreign Direct Investments:** The County Government shall attract FDI through making substantial investments in improving the business environment, infrastructure and entering into beneficial Public-Private Partnerships (PPPs).
- b) **Foundations:** The County Government shall establish close working relationships with foundations for socio-economic development To be effective in attracting resources from foundations, the County Government would formulate an interactive institutional and organizational structure that takes membership from all stakeholders.
- c) **Corporate Social Responsibility:** Large private businesses within the county will be encouraged to give back to the community inform of projects and community services.
- d) **Civil Society Organizations:** The County government shall establish close working relationships with these organizations to support various development initiatives. Some of the civil society organizations which provide community development funds in the county

include; Action Aid, Aga Khan Foundation, Care International, Care Canada, World Vision, NEPHAK and Catholic Relief Services etc.

- e) United Nations Agency: The United Nations Development Assistance Framework (UNDAF) guides collaborative response of the UN system to Kenya's priority development needs while maintaining individual agency mandates. The UN system includes Food and Agriculture Organization (FAO), the World Bank, International Fund for Agricultural Development (IFAD), International Monetary Fund (IMF), United Nations Development Programme (UNDP), United Nations Population Fund (UNFPA), World Food Programme (WFP), World Health Organization, (WHO) among others. The County government can partner with any United Nations Agency for the advancement of its development agenda.

5.3 Asset Management

This section outlines assets management framework in the county. Public Assets are resources owned or controlled by the state or county government. These assets may be movable or immovable, tangible or intangible and include; plants and equipment, land, building, inventory, cash and cash equivalents, receivables, investments, natural resources such as gazetted forests and intellectual rights among others.

The County Government of Vihiga operates a manual register a digitized asset register to ensure that all the assets of the county are properly accounted for and documented. To ensure this is achieved the following measures will be pursued during the plan period:

- a) That there shall be a strategic asset management plan with supporting policies and regulations i.e Demand Management, Lifecycle management and financial management.
- b) There shall be an Asset Management Information System including asset register database to monitor and control the assets
- c) All assets are identified, claimed, acknowledged, held and registered in the name of a county government of Vihiga or its entity and are used for the purposes that the asset was procured to serve.
- d) The acquisition or receipt of assets and the disposal, issue or distribution of assets is properly approved, carried out, and is promptly and accurately recorded by authorized officers.
- e) Proper application of statutory and administrative requirements and policies determined by County Treasury or the county executive committee, takes place with regard to planning, acquisition, operation, maintenance and disposal of assets.
- f) All reportable donated assets are identified and recorded.
- g) All asset transactions are recorded accurately and completely, supported by readily accessible documentation and records, with adequately maintained audit trails.
- h) Assets are adequately protected from theft, loss, damage and misuse.
- i) The existence of the assets is verified at least annually and a reconciliation of physical assets and fixed asset register balances is carried out.
- j) Relevant and reliable information is obtained to enable all internal and external reporting and accountability requirements to be satisfied in a timely manner.
- k) Value for money namely; economy, efficiency, equity, environmental, effectiveness and timeliness is achieved in the life cycle of assets.
- l) All losses or damages are detected and recorded promptly, accurately and with appropriate action taken in response.
- m) Adequate separation of duties exists in the life cycle of assets.

- n) Continuous support is provided on optimal utilization of assets through development of an optimal utilization framework to guide county entities
- o) County Departments maintain complete and up-to-date registers of asset and liabilities

5.4 Risk Management

This section outlines the key anticipated risks that may hinder the implementation of the CIDP 2023-2027, potential impacts and proposes a risk mitigation plan to eliminate or minimize the impact of such events.

Table 23: Risk, Implication, Level and Mitigation Measures

Category	Risk	Risk Implication	Risk Level (Low, Medium, High)	Mitigation measures
• Financial	<ul style="list-style-type: none"> • Inadequate financial resources • Misappropriation of funds and revenue 	<ul style="list-style-type: none"> • Delayed programme implementation • Stalled projects 	Medium	<ul style="list-style-type: none"> • Strengthen resource mobilization strategies • Fully automation of accounting and auditing processes • Enhance accountability and strengthen internal controls • Prudent financial management
• Organizational	• Inadequate human resource capacity	• Inefficiency in service delivery	• Medium	• Timely recruitment
	• Inappropriate organizational culture	• Increased bureaucracy	• Medium	• Institute culture change and change management initiatives
	• Corruption	• Increased wastage and delayed implementation of programmes and projects	• High	<ul style="list-style-type: none"> • Enforcement of Code of Ethics • Implementation of audit reports recommendations
	• Low enforcement of policies	• Weak performance management	• Medium	• Full Implementation of all policies and procedures
• Climate change	• Disruption of services due to disasters	• Delayed programme/project implementation	• Medium	• Develop and implement disaster recovery plan
	• Drought	<ul style="list-style-type: none"> • Loss of livestock and reduced crop productivity • Reallocation of resources for drought mitigation measures 	• Medium	• Implement climate smart agricultural practices
• Technological	• Cyber security risks	• Breach of valuable information	• High	• Investment in cyber security management
	• Rapid changes in technology	• Increased changes in County ICT infrastructure slowing implementation of plans	• High	<ul style="list-style-type: none"> • Keeping up-to-date to the latest technological trends • Continuous acquisition and training on new technologies • Improve on ICT hardware and software.
	• Low utilization of technology	• Delayed programme/project implementation due to a lot of paperwork	• High	• Undertake sensitization and awareness on IT functionality and benefits
• Strategic	• Failure to fully implement the CIDP	• Non-fulfilment of the County strategic objectives	• Medium	• Sensitization of the county employees on

Category	Risk	Risk Implication	Risk Level (Low, Medium, High)	Mitigation measures
				the strategic direction of the county <ul style="list-style-type: none"> • Allocation of adequate resources to implement, monitor and report on progress of the CIDP

CHAPTER SIX: MONITORING, EVALUATION AND LEARNING

6.1 Overview

The success of the implementation of the CIDP depends significantly on how effectively the planned activities and outputs are monitored and evaluated. This section outlines the monitoring and evaluation, and reporting framework that will be deployed in tracking progress. M& e will provide avenues for accountability, effective service delivery, resource allocation and policy direction. Table 26 presents the Outcome Indicator Reporting matrix

6.2 County Monitoring and Evaluation structure

For effective tracking and reporting of the plan, the County will strengthen the following M&E structures:

- Service Delivery Unit
- Monitoring and Evaluation Unit
- County Monitoring and Evaluation Committees
- Departmental Monitoring and Evaluation Committee
- Sub County Monitoring and Evaluation Committee
- Ward Development Coordination Committees

6.3 Evaluation Capacity

Efforts shall be made to strengthen institutional and resource capacities for effective and efficient monitoring & evaluation. This will include; financial and human resources, m & e dashboard, and use of digital platforms such as e-promis and e-cimes.

6.4 M&E Outcome Indicators

This section should present programme outcome indicators by sector. The indicators determine whether the objective of the specific programmes or projects have been achieved. The indicators must be specific to the objectives and measurable,

Table 24: M&E outcome indicators reporting

Programme	Outcome	Outcome Indicator (s)	Baseline*		Mid Term Target	End Term Target	Reporting Responsibility
			Value	Year			
Agriculture, Livestock and Fisheries							
Crop development and management	Increased crop production and productivity	Maize production (90kg bags/ acre)	15 bags/acre	2022	18 bags/acre	20 bags/acre	Crops Directorate
		Metric Tonnes of ALVs produced	44,500	2022	46,000	48,000	Crops Directorate
		Tea production in Metric Tonnes (MT)	-	2022	16,524	16,524	Crops Directorate
		Banana production (MT)	19,100	2022	22000	25000	Crops Directorate
		Area under irrigation (Ha)	-	2022	10	20	Crops Directorate
Livestock Development and Management	Increased livestock production and productivity	Average daily milk production per animal (Litres)	4.5 Litres	2022	6litres	8 litres	Livestock Directorate
		Egg production (Number)	17,406,000	2022	18,000,000	20,000,000	Livestock Directorate

		Poultry meat production in MT					Livestock Directorate
		Honey production in MT	74	2022	80	90	Livestock Directorate
Veterinary services	Increased livestock productivity	Percentage reduction in animal disease prevalence	20%	2022	40%	60%	Veterinary Directorate
		Proportion of improved cattle breeds	22%	2022	35%	60%	Veterinary Directorate
	Improved access to safe animal products	Proportion of meat and meat products processed in slaughter house	80%	2022	90%	100%	Veterinary Directorate
Fisheries development and management	Increased fish production	Fish production in MT	50	2022	60	80	Fisheries Directorate
		Number of fingerling produced	78,716	2022	80,000	85,000	Fisheries Directorate
		Number of active fish ponds	520	2022	800	1,200	County department of AL&F
Health Services							
	Improved Human Resource in Health	Doctor : Population ratio	1:20689	2022	1:10,000	1:10,000	Directorate of Health
		Nurse : Population ratio	1:1500	2022	1:1,000	1:1,000	Directorate of Health
	Improved healthcare access	Proportion of population living 5km of a facility	98	2022	100	100	Directorate of Health
		Facility utilization rate	1.3	2022	2	3	Directorate of Health
		Per capita facility utilization rate	98%	2022	100	100	Directorate of Health
		Number of level 4-6 hospitals	5	2022	6	6	Directorate of Health
		Hospital per 100,000 population	1	2022	2	2	Directorate of Health
		Health centres and dispensaries per 100,000 population	12.6	2022	15	20	Directorate of Health
Preventive and Promotive Health Services	Improved reproductive ,maternal new born and adolescent Health care	Pre-natal mortality rate	26.4 per 1,000	2022	18	15	Directorate of Health
		Neo natal Mortality rate	20.22/1 000	2022			
		Maternal mortality rate	393	2022	350	300	Directorate of Health
		Skilled deliveries (%)	71	2022	78	80	Directorate of Health
		Child immunization coverage (%)	83	2022	97	100	Directorate of Health
		Prevalence of wasting in children (%)	23.5	2022	21	18	Directorate of Health
		HPV Vaccination in girls (%)					Directorate of Health
		Women of reproductive age screened for cancer (%)	15,000	2022	14,000	15,000	Directorate of Health
		Contraceptive use by women of		2022			Directorate of Health

		reproductive age					
	Morbidity associated with communicable and non-communicable	Malaria prevalence rate	9	2022	5	5	Directorate of Health
		TB Prevalence rate	95	2022	95	95	Directorate of Health
		HIV Prevalence rate	4.7	2022	4.5	4.5	Directorate of Health
		Proportion of patients screened for NCDs(Cancer Diabetes and High Blood Pressure)	~	2022			Directorate of Health
	Improved nutrition status of women of reproductive age and children aged 0-59 Months.	% Increase in Vitamin A coverage	45	2022	85	95	Directorate of Health
		% of stunting in children	23.5	2021	20	18	Directorate of Health
		Reduced % of mortality due to acute MAM/SAM	0.2	2022			Directorate of Health
		Proportion of H/H meeting dietary diversity score		2022	90	95	Directorate of Health
Transport & Infrastructure							
Road Infrastructure Development	Improved road accessibility	No. of Kms of new roads opened	543	2022	75	125	County Directorate of Roads
		Kms of roads Maintained	320	2022	400	400	County Directorate of Roads
	Improved road interconnectivity	Number of river crossing (bridges /box culvert constructed)	46	2022	90	150	County Directorate of Roads
		No of footbridge constructed		2022	75	125	County Directorate of Roads
		KMs of roads upgraded to bitumen standard by the county government	206	2022	10.44	17.4	County Directorate of Roads
		KMs of roads upgraded to bitumen standard by other Agencies	~	2022	33.81	56.35	County Directorate of Roads KeRRA,KURA, KenHA
	Improved road safety	Number of KM of roads with roads furniture	~	2022	300	500	County Directorate of Roads KeRRA,KURA, KenHA
		Number of High mast street lights installed	46	2022	15	25	County Directorate of Roads
Commerce Tourism and Cooperatives							
Trade and Enterprise development	Improved business environment (Trade and industries)	% Contribution of trade to the Gross County product GCP		2022	2	3	Directorate of Commerce
	Enhanced industrial development through value	No. of industries established Water Bottling and Granite processing industries)	0	2022	2	2	Directorate of Commerce

	addition						
Tourism development services	Increased earnings from tourism	No. of tourism sites developed	0	2022	3	5	Directorate of Tourism
		No. of hotel bed capacity	-	2022	150	200	Directorate of Tourism
		No. of Eco- Lodges Established (Kaimosi and Maragoli Hills)	0	2022	2	2	Directorate of Tourism
		No. of Tourism Products Developed	4	2022	13	23	Directorate of Tourism
Co-operative Development Services	Enhanced cooperative activities	Number of active co-operatives	122	2022	150	170	Cooperatives directorate
		Increased Membership	27,685	2022	31000	32500	Cooperatives directorate
		Cooperatives turnover (KSH.)	56,644,374		60,000,000	65,000,000	Cooperatives directorate
Education							
Pre-Primary Education services	Improved access and quality to Pre-Primary Education	Number of ECDE Centres	930	2022	950	950	ECDE directorate
		Average distance to the nearest centre (KMs)	0.25	2022	0.2	0.2	ECDE directorate
		Transition rate to Primary Schools	90	2022	95	100	ECDE directorate
		Teacher : Learner Ratio	1:54	2022	1:45	1:30	ECDE directorate
		Gross enrollment by Gender	Boys - 22636	2022	23255	23677	ECDE directorate
			Girls- 22002	2022	22604	23014	ECDE directorate
		Gender Parity	1:1	2022	1:1	1:1	ECDE directorate
		Gross Enrollment Rate by (GER)	-	2022	100	100	ECDE directorate
Net Enrollment Rate(NER)	-	2022	100	100	ECDE directorate		
Vocational Education and Training services	Improved skilled manpower for self-reliance	Number of VTCs	34	2022	36	40	Directorate of Vocational Education and Training(VET)
		Gross enrollment by Gender	Male- 3,495	2022	5000	6000	Directorate of TVET
			Female -2,179	2022	5000	6000	Directorate of TVET
		Gender parity	2:1	2022	1:1	1:1	Directorate of TVET
		Trainor: Trainee ratio	1:28	2022	1:25	1:20	Directorate of TVET
		Completion rate	60%	2022	80%	100%	Directorate of TVET
Education support services	Increased access and equity in education	Number of scholarship beneficiaries	465	2022	500	500	Department of Education
		Number of bursary	26,979	2022	28,000	30,000	Department of

		beneficiaries					Education
Environment, Water, Energy and Natural Resources							
Water And Sanitation Services	Improved access to clean and safe water in a clean environment	Proportion of population accessing safe water.	63	2022	70	75	EWE&NR
		Average time taken to draw water from point source (Mins)	30	2022	15	10	Directorate of water
		Urban HHs access to clean and safe water (%)	20	2022	23	25	Directorate of water
		Rural HHs access to clean and safe water (%)	12.1	2022	13	15	Directorate of water
		water availability in (m ³) Per capita		2022			Directorate of water
	Improved sanitation and hygiene	Proportion of urban population with sewer connection	86	2022	90	95	Directorate of water
		Proportion of HHs with on site sanitation facilities	85	2022	90	95	Directorate of water
Environmental Management Services	Improved Management of Environment and Natural Resources	Programmes/projects ESIA Compliance rate					Directorate of Environment
		% Contribution of green energy total County Energy consumption.	2	2022	5	10	Directorate of Environment
		No. of Ecologically sensitive ecosystems protected and restored		2022	45	55	Directorate of Environment
Forestry and Natural Resource Management	Increased Forest and Tree Cover and sustainable exploration of natural resources	Forest cover (%)	35	2022	40	50	Directorate of Environment
		Tree cover (%)	14	2022	16	18	Directorate of Environment
		Area of Indigenous and Fruit tree farm forest established (Acres)	-	2022	20	50	Directorate of Environment
Climate Change Adaptation, Resilience And Mitigation	Enhanced adaptive capacity and resilience To Climate Change	Proportion of projects /programmes climate proofed/screened		2022	75	100	Directorate of climate change
		No of climate Information Services and early warning system		2022	1	1	Directorate of climate change
		No of climate change research and Innovations undertaken		2022	3	5	Directorate of climate change
		Number of digital weather climate change, information and dissemination		2022	2	2	Directorate of climate change

		platform					
		Number of agro-meteorological weather station		2022	2	2	Directorate of climate change
Energy Services	Improved uptake of renewable energy and sustainable energy use	Proportion of Household uptake of clean and green energy	1.7	2022	5	10	Directorate of Environment
		Proportion of household connected to electricity (%)	56	2022	60	70	Directorate of Environment
Gender culture youth and social service							
Management and Development of culture and sports	Enhanced recreational and arts activities Improved Sporting activities and sports infrastructure Preserved culture and heritage	No of talent centers established/arts gallery/museum developed	3	2022	3	5	Directorate of sports
		No of Stadium Constructed/Upgraded	2	2022	2	2	Directorate of sports
		No of Sports Fund enhanced	1	2022	1	1	Directorate of sports
		Playgrounds upgraded	5	2022	10	10	Directorate of sports
		No of cultural centres constructed and equipped	2	2022	4	4	Directorate of culture
Youth & Gender Development and Promotion Services	Improved wellbeing of vulnerable members	No of rescue centre established	-	2022	1	1	DoYGS&C
		Number of Children assemblies held	1	2022	3	5	Directorate of childrens
	social botanical garden and park established	Number of parks established	0	2022	3	5	DoYGS&C
			Proportion of Procurement opportunities reserved for Women Youth and PWDs	20	2022	30	30
	Empowered youth, women and PWDS	Proportion of women in elective positions	30	2022	30	30	Directorate of Gender
		Proportion of PWDs in Public sector employment	1	2022	5	5	Directorate of Gender
Physical Planning, Land, Housing and Urban Development							
Land Management and Survey Services	Improved management of land resource and survey services	Proportion of land owners with title deeds		2022	20	33	Directorate of Lands
Physical and Urban Planning Services	Improve physical and urban planning	Proportion of public institutional and markets centres with physical plans	-	2022	70	100	Directorate of Physical Planning
	Improved urban development	Proportion of urban HHs with improved social amenities	-	2022	50	70	Vihiga Municipal Board

		(health , water & sanitation) and infrastructure					
		Number of municipalities established	1	2022	3	3	Directorate of Physical planning & Urban development
Housing Services	Improved access to decent housing and office space	Number of Housing units developed	~	2022	500	1000	Directorate of Housing
Public Administration and International Relations							
Public service Administration	Improved Service Delivery	Citizens service delivery score (%)	~	2022	100	100	PS&A
Disaster Management services	Enhanced Disaster Management	Disaster management unit established	~	2022	1	1	PS&A
ICT Services	Automated government Services	Information management systems established and maintained	0	2022	15	25	PS&A
Human Resource Development and Management	Enhanced Human Resouce capacities	HR management system implemented	1	2022	1	1	PS&A
Research and development services	Enhanced evidence based decision making	No. of publications produced and disseminated	~	2022	25	50	PS&A
County Public Service	Enhanced County Human resource capacity	No of Human resources management Sytems implemented	~	2022	1	1	County Public Service Board
Public Finance Management	Improved public firmnace managemet	Project completion rate	71	2022	75	80	Directorate of Economic Planning
		Budget absorption rate	79	2022	85	100	Directorate of Budget
		Proportion of own source revenue to total county revenue (%)	4.4	2022	5	6	Directorate of revenue
		Audit opinion	Advers e	2022	Unqualifie d	Unqualifi ed	Directorate of Audit
		Ratio of development to recurrent expenditure	43:57	2022	30:70	30:70	Directorate of Budget
Legislation and oversight	Improved legislation and oversight	No. of policies and bills enacted	~	2022	30	40	County assembly
County legal services	Improved service delivery	No. of Draft bills, subsidiary legislation, policies prepared and reviewed		2022	12	20	Office of the County Attorney

6.5 Data Collection, Analysis and Reporting

Data collection methods will depend on the kind of indicators of projects/programmes. Both quantitative and qualitative data will be collected. Quantitative data collection methods will involve field observation

visits, stakeholder meetings and interviews with key persons, while qualitative data collection methods will include surveys, questionnaires, departmental reports and various publications from different organizations. Data collected will be subjected to preliminary analysis which includes data disaggregation and cleaning.

Reporting of M&E findings is important as it provides feedback to establish successes, challenges and weaknesses in the implementation of various projects and programmes and establishing whether the stated objectives are on course or not. County quarterly monitoring and evaluation reports will be prepared based on reports generated on monthly basis from the Ward Development Coordination Committees. Semi-annual and annual M&E reports will be prepared which will eventually culminate in the production of the County Annual progress Report (C-APR). The progress reports will outline the achievements of the sector targets, the challenges and provide recommendations on the implementation of the ADP.

6.5 Dissemination, Feedback Mechanism, Citizen Engagement and Learning

This plan will be presented to the County Budget and Economic Forum and disseminated to the citizens through public dialogue forums, County Website and digital platforms such as twitter, whatsapp, Instagram and the m& e dashboard. Progress will also be relayed and discussed in the mainstream media including Newspapers, Radio and T.V stations. In addition, the Governor in the period State of the County Address meetings will give feedback to the citizens and stakeholders. Moreover, quarterly, annual and end of plan period reports shall be prepared and disseminated to the public and stakeholders.

6.6 Evaluation Plan

This section identifies key policy/programmes/projects evaluations plans that will be deployed during or after the plan period. Thus, includes rapid evaluations, impact evaluations, CIDP midterm/endterm Reviews or any other type of evaluation. The evaluations proposed will be at program or sector level as shown in Table 27.

Table 25: Evaluation Plan

No	Policy/ Programme/ Project	Evaluation Title (specify the type)	Outcome(s)	Use of the Evaluation Findings	Commissioning Agency/ Partners	Anticipated Evaluation start date	Anticipated Evaluation end date	Evaluation Budget (Kshs.)	Source of Funding
1.	CIDP	Midterm Review of the Third Generation CIDP 2023-2027	Improved programme design and implementation .	Policy Decision making	CEC Planning and Finance	June 2025	Sept 2025	Kshs. 10 million	VCG/GoK/Donor
		End term review of The Third Generation CIDP 2023-2027	Improved programme design and implementation .	Inform future planning	CEC Finance and Economic Planning	June2027	Sept 2027	Kshs 10 million	VCG/GoK/Donor
2.	Health Sector Programs	Rapid Evaluation of nutrition programme	Improved nutritionalms tandards	Improve the delivery of health services	CEC Health	June 2027	Sept 2027	Kshs. 10 million	VCG/GoK/Donor
		Ottichilo care Programme evaluation	Improved maternal and child health care	Enhance implementation of programmes geared at reducing infant and martenal mortality rates	CEC Health	June 2024	July 2024	Ksh 2 Million	VCG/GoK/Donor
3.	Education Programmes- Bursary and Governor's scholarship programmes	Bursary and Scholarship programme review	Imroved access to quality education by bright and needy pipils/students/learners	Improve implementation of the programmes	CEC education	June 2024	July 2024	Ksh 500,000	VCG
4.	Physical Planning (Kenya Urban Support Programme)	KUSP II mid-term review	Improved urban development	Improved implementation of KUSP	CEC Physical planning	June 2025	Sept 2025	Kshs 1 million	VCG/GoK/Donor
5.	Agriculture(NARGIP)	NARIGP review	Improved agricultural production	Improved management of the NARIGP	CEC Agriculture Livestock and Fisheries	Dec 2025	Jan 2026	Kshs 500,000	VCG/GoK/Donor
	ASDSP	ASDSP mid-term review	Improved agricultural production and productivity	Improve implementation of ASDSP	CEC Agriculture Livestock and Fisheries	Dec 2025	Jan 2026	Kshs 500,000	VCG/GoK/Donor
6.	Environment(Climate Change Programme)	Climate change program progress review	Enhanced adaptive capacity and resilience to climate change	Improve implementation of climate change Programme	CEC Environment Water Energy and Natural Resources	Jun 2025	Sept 2025	Kshs 1 Million	VCG/GoK/Donor
7.	Finance and Economic Plnanning(KDSP)	KDSP II	Enhanced institutional capacity	Improve implementation of KDSP	CEC Finance and Economic planning	June 2025	Sept 2025	Kshs 1million	VCG/GoK/Donor

Annex 1: County Factsheet

Information Category		County Statistics (as at 2022)	National Average Statistics
County Area:			
Total area (Km ²)		563.7	580,895
Non-arable land (Km ²)		126.2	304,595
Arable land (Km ²)		404.8	276,300
Size of gazetted forests (Ha)		4,112.9	2,585,526.44
Size of non-gazetted forests (Ha)		48	~
Forest cover (%)		35.9	8.8
Approximate tree cover		14	12.13
No. of Rivers: .Yala, Ejordani(Zaaba), Garagoli, Edzava/ Esalwa, Mujinga No protected Wetlands		5	~
Total urban areas (Km ²)		91	7526
No of quarry sites rehabilitated		~	~
No. of climate change adaptation projects/programs		5	~
TOPOGRAPHY AND CLIMATE			
Lowest altitude (metres)		1,300	0
Highest (metres)		1,800	5197
Temperature range:	High °C	32	36
	Low °C	12	13
Rainfall	High (mm)	2,000	2000
	Low (mm)	1,800	200
Average relative humidity (%)		41.75	63
Wind speed (Kilometres per hour/knots)		2.57	15
DEMOGRAPHIC PROFILES			
Total population(Census 2019)		590013	56807211
Total Male population (Census 2019)		283678	28373750
Total Female population(Census 2019)		306323	28433461
Total intersex Population(Census 2019)		12	1524
Sex ratio (Male: Female)		926:1000	998:1000
Projected Population	Mid of plan period (2025)	622746	60865303
	End of plan period (2027)	634074	63730501
Infant population (<1 year)	Female	5909	591999
	Male	6233	591977
	Inter-sex	~	38
	Total	12142	1184014
Population under five	Female	32583	2200132
	Male	32055	3221106
	Inter-sex	~	154
	Total	64638	6421392
Pre- Primary School population (3-5) years	Female	20655	1657140
	Male	21005	1684847
	Total	41660	3341987
Primary school age group (6-13) years	Female	59174	5365165
	Male	66831	5430346
	Total	124724	10795512
Secondary school age group (14 - 17) years	Female	32432	2391208
	Male	32827	2490616
	Total	65259	4881823
<i>School Going Population as per CBC Curriculum</i>			

Information Category		County Statistics (as at 2022)	National Average Statistics
Pre- Primary School population (3-5) years	Female	20655	1657140
	Male	21005	1684847
	Total	41660	3341987
Primary school age group (6-12) years	Female	58653	5289093
	Male	57871	5455515
	Inter-sex	-	240
	Total	116524	10744849
Junior Secondary School age group (13 - 15) years	Female	25819	1859899
	Male	25621	1217561
	Inter-sex	-	102
	Total	51440	3077562
Senior Secondary School age group (16 - 18) years	Female	22176	1591302
	Male	22751	1527206
	Inter-sex	-	82
	Total	44927	3118590
Youthful population (15-29) years	Female	76514	7445495
	Male	73001	7112727
	Inter-sex	-	510
	Total	149515	14558731
Reproductive age (15 - 49) years		134594	25558415
Labour force (15-64) years	Female	165715	14745022
	Male	149561	14344649
	Inter-sex	-	969
	Total	315276	29090640
Aged population(65+)	Female	24,787	1118654
	Male	19,508	885406
	Inter-sex	-	50
	Total	44,295	2004110
Population aged below 15 years	Male	114603	9944431
	Female	115818	9792358
	Intersex	-	534
	Total	230421	19737323
Eligible Voting Population	Name of constituency		22102458
	Emuhaya	50,185	
	Hamisi	80,384	
	Sabatia	70,875	
	Vihiga	52,289	
	Luanda	56,310	
	Total (county)	310,043	
No. of Urban (Market) Centres with population >2,000		7	108
Urban population (By Urban Centre)			
Luanda	Male	6354	
	Female	6963	
	Total	13317	
Mbale	Male	8263	
	Female	9141	
	Total	17404	
Chavakali	Male	6073	
	Female	6601	
	Total	12674	
Majengo	Male	5785	
	Female	6128	
	Total	11913	
Serem	Male	1923	

Information Category		County Statistics (as at 2022)	National Average Statistics
	Female	2061	
	Sub Total	3984	
	Total	59292	21736383
Urban Population	Male	27951	7352137
	Female	30431	7478880
	Intersex	-	683
	Total	58382	14831700
Rural population	Female	255727	17717089
	Male	275892	17352898
	Total	531619	35070828
Population Density (persons per km2) by Sub-county	Emuhaya	1091	
	Vihiga	1058	
	Sabatia	1181	
	Hamisi	1013	
	Luanda	1265	
	Overall population density	1047	82
Incidence of landlessness (%)		3%	~
Percentage of farmers with title deeds (%)		28.3%	~
Mean holding size (in hactares)		0.4	2.19 Acres
Labor force by sector (No.)	Agriculture: Male	~	~
	Female	~	~
	Intersex	~	~
	Total	~	322,294
	Rural self-employment: Male	~	~
	Female	~	~
	Intersex	~	~
	Urban self-employment: Male	~	~
	Female	~	~
	Intersex	~	~
	Wage employment: Male	~	~
	Female	~	~
	Intersex	~	2,741,100
	Total	~	~
Unemployment levels (%)	Male	~	
	Female	~	
	Intersex	~	
	Overall	~	12.3
Total number of households		143,365	~
Average household size		4.2	4.32
Female headed households (%)		~	32.4
Child headed households (%)		~	~
Children with special needs	Male		443
	Female		422
	Intersex	0	~
	Total	865	~
Children in labor (No)	Male	ND	ND
	Female	ND	ND
	Intersex	ND	ND
	Total	165,508	12,505,987
Number of PWDs	Visual	6,933	333,520
	Hearing	3,187	153,361

Information Category		County Statistics (as at 2022)	National Average Statistics
	Speech	2,045	111,356
	Physical	9,630	385,417
	Mental	5,139	212,798
	Other	2,599	139,929
	Total	29,533	1,336,381
Orphans and Vulnerable children (OVCs) (No.)	Orphans(No of children < 18 years)		3,600,000
Number of street Families		N/D	46,639
Orphanages (No.)		0	830
Rescue centres (No.)		0	
Gender Protection Units (No.)		0	15
Correction/rehabilitation facilities (No.)		1	134
POVERTY INDICATORS			
Absolute/overall Poverty index (%)		38.6	36.1
Hardcore Poverty (%)		7.6	8.6
Rural poverty (%)		41.3	49.1
Food poverty (% HH)		30.2	32
Overall child poverty (%)		43.2	33.7
Child food poverty (%)		36.6	35.8
Contribution to National Poverty (%)			
HEALTH			
Five most common diseases (%)	Upper respiratory Tract Infection 46		7.4
	Confirmed Malaria (only Positive cases) (24%)		15.2
	Disease of the skin (6%)		3.9
	Dis. Of Lower Respiratory System (5%)		21.9
	Hypertension (5%)		2.8
	Diarrhea 5.4%		3.5
	HIV/AIDS 4.7%		5.6
	Diabetes		
Infant Mortality Rate (IMR)/1000		45.4	35.5
Neo-Natal Mortality Rate (NNMR)/1000		20.22	20
Maternal Mortality Rate (MMR/100,000)		393	355
Post Neo-Natal Mortality Rate (PNNMR)/1000		11.97	
Child Mortality Rate (CMR)/1000		20.30	
Under Five Mortality Rate (U5MR)/1000		73.4	52.0
Prevalence of stunting (Height for Age)		14.6%	19
Prevalence of wasting (Weight for Height)		2.6%	
Prevalence of underweight (Weight for Age)		3.8%	5.5
Life expectancy	Male	59.8	60.6
	Female	62.1	66.5
Health Facilities (No.)			
	By Sub-county		
Hospitals	Emuhaya	1	57
	Hamisi	1	
	Luanda	1	
	Sabatia	1	
	Vihiga	1	
	Total	5	
Health Centres	Emuhaya	3	
	Hamisi	4	
	Luanda	2	
	Sabatia	4	

Information Category		County Statistics (as at 2022)	National Average Statistics
	Vihiga	4	
	Total	17	1368
Dispensaries	Emuhaya	6	
	Hamisi	21	
	Luanda	10	
	Sabatia	5	
	Vihiga	12	
	Total	54	5850
Private Clinics	Emuhaya	11	
	Hamisi	17	
	Sabatia	8	
	Vihiga	11	
	Luanda	6	
	Total	53	5178
Nursing Homes	Emuhaya	0	
	Hamisi	0	
	Sabatia	1	
	Vihiga	0	
	Luanda	1	
	Total	2	2355
Maternity Bed capacity	Emuhaya	35	
	Hamisi	16	
	Vihiga	47	
	Sabatia		
	Luanda		
Health Facility Bed Capacity	Emuhaya	65	
	Hamisi	220	
	Vihiga	299	
	Sabatia	184	
	Luanda	222	
	Total	990	90,417
ICU Beds	Emuhaya	0	
	Hamisi	0	
	Vihiga	5	
	Sabatia	0	
	Luanda	0	
	Total	5	518
Doctor/patient ratio	Emuhaya	1:104424	
	Hamisi	1:87135	
	Vihiga	1:5308	
	Sabatia	1: 48017	
	Luanda	1:36028	
			1:16000
Nurse/patient ratio	Emuhaya	1:1741	
	Hamisi	1:2179	
	Vihiga	1:1092	
	Sabatia	1:2119	
	Luanda	1:1423	
			52:100000
Clinical Officers	Emuhaya	1:4177	
	Hamisi	1:5446	
	Vihiga	1:3156	
	Sabatia	1:4968	
	Luanda	1:3861	
			49.7/100000
Laboratory Technicians	Emuhaya	1:6143	
	Hamisi	1:7922	
	Vihiga	1:4171	
			31.7/100000

Information Category		County Statistics (as at 2022)	National Average Statistics
	Sabatia	1:6860	
	Luanda	4504	
HIV prevalence (%)		4.7	5.6
Patients on ARVs (No.)		17274	1199101
Average Distance to Health facility (km)		2.3	
Antenatal Care (ANC) (%)		99.1	98
Health Facility Deliveries (%)		90.9	82
Registered traditional herbalists and medicine-men (No.)		ND	N/D
Contraceptive use by women of reproductive age (15-49 yrs) (%)		62.4	62.5
Immunization coverage (%)		96	80
CHVs (No.)		1145	86000
Crude Birth rate		21.2 /1000 persons	27.7/1000 Persons
Crude death rate		7.7 /1000 persons	5 /1000 persons
AGRICULTURE, LIVESTOCK & FISHERIES			
Crop Farming			
Average farm size (Small scale) (ha)		0.4	0.04
Average farm size (Large scale) (ha)		3	8.9
Main Crops Produced			
Food crops (list)		Maize Beans Cassava Sweet potatoes Vegetables	Maize,Beans,Vegetables
Millet Sorghum			Millet, Sorghum Potatoes
Cash crops (list)		Tea Bananas Coffee	Tea,Coffee,Bananas Macademia,Sugarcane Cocoa, Miraa
Total acreage under food crops (acres)		120468.82	20,836,254.42
Total acreage under cash crops (acres)		3748.589	2,375,920
Main storage facilities (Maize cribs, store and warehouses)		2	118
Extension officer farmer ratio		-	1:1,800
Livestock Farming			
Number of livestock	Dairy Cattle	23,067	4,500,000
	Beef Cattle	1,725	14,300,000
	Goats	30,854	26,700,000
	Sheep	6,145	19,307,445
	Donkey	77	1,176,374
	Poultry	517,634	38,816,238
	Others	115,987	14,009,776
Extension officer famer ratio		-	
Type of Livestock, Population and Value			
Dairy cattle	Quantity (Total Population)	23,067	4,500,000
	Value (Kshs.)		
Beef cattle	Quantity (Total Population)	1,725	14,300,000
	Value (Kshs.)		
Goat	Quantity (Total Population)	30,854	26,700,000
	Value (Kshs.)		
Sheep	Quantity (Total Population)	6,145	19,307,445
	Value (Kshs.)		
Livestock Products and Their Value (Annual)			
Milk	Quantity (litres.)	32,000,000	4,000,000,000

Information Category		County Statistics (as at 2022)	National Average Statistics
Honey	Value (Kshs.)	1,600,000,000	200,000,000,000
	Quantity (Kg.)	69,000	100,000 metric tonnes
	Value (Kshs.)	59,102,640	
Hides	Quantity (kg.)	~	2,400,000
	Value (Kshs.)	~	~
Eggs	Quantity (Trays)	519,152	~
	Value (Kshs.)	186,894,720	~
FISHERIES			
Fish traders (No.)		ND	ND
Fish farm families (No.)		2,819	
Fish ponds (No.)		1200	60,277
Area of fish ponds (Ha)		84.57	1808
OIL AND OTHER MINERAL RESOURCES			
Mineral and Oil potential (explain) The county has gold deposits, granite rocks, sulphide and photolytic rocks, building gravels and sound deposits			Oil, soda ash, fluorspar, titanium, niobium, limestone, manganese, diatomite, gem stones, gypsum, natural carbon dioxide, granite rocks, gold, iron and coal.
Ongoing mining and extraction activities (explain) Quarry, sand harvesting, etc. Gold mining is practiced on small scale, rock quarry, sand harvesting in river beds.			Oil, gold mining, sand harvesting, titanium mining, limestone extraction, carbon dioxide extraction
FORESTRY			
No. of gazetted forests		2	265
No. of non gazetted forests		3	ND
No. of community forests		4	172
Main forest products		Timber, Fuel, Poles	Timber, Fuel, Poles
Forestry products' value chain development			
Incidences of environmental threats Loss of biodiversity Deforestation Drought			Forest fires, Deforestation, Floods, Loss of biodiversity, Rising of lake water levels
No. of people engaged in forestry		~	~
Seedling production	Forest Nurseries (No. of seedlings)	134,000	~
	Private Nurseries (No. of seedlings)	ND	ND
Quantity of timber produced (m ³)		~	6,500,000
EDUCATION AND TRAINING			
Pre-Primary School			
No. of ECD centres		930	46,530
No. of ECD teachers		2,098	92,359
Teacher/pupil ratio		1:54	1:32
Enrolment	Gross	44638	1,565,647
	Girls	22 002	
	Boys	22 636	
Average years of attendance (years)		3-5 years	4-5
Primary Schools			
Number of primary schools		455	32,344
Number of teachers		4,793	218,077
Teacher/pupil ratio			1:56
Total enrolment	Boys	84,706	103,144

Information Category		County Statistics (as at 2022)	National Average Statistics	
	Girls	84,648	114,963	
Dropout rate %		~	1.5988	
Enrolment rate %		125.70	84.9	
Retention rate %		~	~	
Proportion of community nearest to public primary school	0 – 1Km	~	~	
	1.1 – 4.9Km	~	~	
	5Km and more	~	~	
Special Needs Schools				
Number of Special Needs Schools		10	972	
No. of Integrated Schools		0	2713	
Number of teachers			1,135	
Teacher/pupil ratio			1:16	
Total enrolment	Boys		8971	
	Girls		4418	
Dropout rate %				
Enrolment rate %				
Retention rate %				
Secondary Schools				
Number of secondary schools		164	10,487	
Number of teachers		2,146	113,155	
Teacher/student ratio		32	41.1	
Total enrolment	Boys	37,723	1,751,500	
	Girls	30,793	1,768,900	
Dropout rate %			13	
Enrolment rate %		104.99	123.5	
Retention rate %		~	~	
Proportion of community nearest to public secondary school	0 – 1Km	~	~	
	1.1 – 4.9Km	~	~	
	5Km and more	~	~	
Vocational Training Centres	No.	34		
	Enrolment	5674	498326	
	Attendance			
Tertiary Education (accredited public and private)	No. of TVETS	33	2301 (as at 2020)	
	No. of universities	Public	1	22
		Private		26
		Total	1	48
	Enrolment	Gross	5224	562,100
		Male	3294	
		Female	1930	
Attendance		~	~	
Retention Rate (%)		60	~	
Instructor :learner ratio		1:28		
Adult Literacy	Number of adult literacy Centres	107	~	
	Enrolment	male	284	44762
		Female	881	84116
		Total	1165	128878
Attendance	Male	124	9561	
	Female	129	9187	
	Intersex	~	2	
	Total	253	18750	
Literacy rate (%)	Male	91.3	89.0	
	Female	86.0	80.2	
	Total	88.5	84.5	

Information Category		County Statistics (as at 2022)	National Average Statistics
Ability to read	Can read (%)	98.2	94.4
	Cannot read (%)	1.1	4.7
Ability to write	Can write (%)	~	~
	Cannot write (%)	~	~
Ability to read and write	Can read and write (%)	88.5	84.5
	Cannot read and write (%)	10	14.1
Percentage of schools with access to:	Electricity	95	90
	Internet		
	Computers		
TOURISM AND WILDLIFE			
Hotels by category (No.)	Five star	0	
	Four star	2	
	Three star		
	Two star		
	One star		
Hotel bed capacity by category (No.)	Unclassified		
	Five star		111
	Four star		274
	Three star		869
	Two star		
	One star		
Number of tourists visiting attraction sites, annually (No.)	Unclassified		
	Domestic		1,018,760
	Foreign		870,500
Museums (list)	0		22
Heritage and Cultural sites (No.)	2		
Social amenities			
Talent Academies (No.)	0		
Sports stadia (No.)	3		144
Libraries /information documentation centres (No.)	1		64
Social halls/Recreation Centres (No)	2		
Public Parks (No)	0		
FINANCIAL SERVICES			
Number of co-operative societies			
Active cooperative societies (No.)	115		
Dormant cooperatives societies (No.)	31		
Collapsed Cooperatives (No.)			
Total Registered Membership (No.)	15662		
Commercial banks (No.)	5		42
Micro-finance Institutions (No.)	2		14
Mobile money agents (No.)			292,301
Village Savings and Loan Associations (No.)	7,546		
Community Organizations/Non-State Actors			
Public Benefits Organizations (PBOs)	NGOs		
	CBOs		
	FBOs		
	special interest groups		
ENVIRONMENTAL MANAGEMENT			
Volume of solid waste generated: Daily/Annual	Daily 100 tons Annually 30,000 tons		
Volume of solid waste collected & Disposed: Daily/Annual	Daily 60 tons Annually 18,000 tons		
Proportion of waste recycled	None		
No. of Material Recovery Facilities	None		

Information Category		County Statistics (as at 2022)	National Average Statistics
WATER AND SANITATION			
Households with access to piped water (No.)		16,941	2,914,410
Households with access to portable water (No.)			
Permanent rivers (No.)	Yala, Ejornani/Zaaba, garagoli, Edzava/Esalwa	4	
Shallow wells (No.)			
Protected springs (No.)		228	
Un-protected springs (No.)		0	
Water pans (No.)		1	
Dams (No.)		2	
Boreholes (No.)		27	
Distribution of Households by Main Source of water (%)	Piped into dwelling	1.5	10.1
	Piped	2.8	14.1
	Rain/harvested	3.3	3.9
	Borehole	2.1	9.9
	Protected well	3.6	7.0
	Protected spring	53.1	7.1
	Unprotected well	0.7	2.6
	Unprotected spring	4.4	2.4
	Stream	24.8	16.8
	Water Vendor	1.0	8.5
	Dam	0.3	3.3
	Pond	0.6	1.6
Lake	0.3	3.3	
Water supply schemes (No.)		23	
Average distance to nearest water point (km)		0.25	
Average time taken to withdraw water from the nearest water point (Minutes)		30	
No of HH access to piped water		16941	
No. of Water Resource User Associations (WRUA) established			
Households with latrines	Flush toilet		
	VIP Latrine	26,365	1,433,119
	Uncovered Pit Latrine	13,039	1,132,044
	Bucket	287	96,344
	None	860	891,183
Community distribution by type of waste/garbage disposal (percent):	Collected by local Authority	1.0	6.3
	Collected by Private firm	0.1	8.8
	Garbage pit		
	Burning	9.8	27.1
	Public garbage heap	0.4	2.4
	Farm Garden	10.1	8.4
Neighborhood Community group	0.1	6.9	
ENERGY			
Households with electricity connection (No.)		80,000	8,600,000
% of trading Centres connected with electricity		97	
HHs distribution by main cooking fuel	Electricity	573	108,387
	Gas (LPG)	174	2,878,281
	Biogas	430	60,215
	Solar	143	24,086
	Paraffin	3,439	939,355
	Firewood	120,075	6,635,702
	Charcoal	8,454	1,396,990
HHs distribution by main	Electricity	55,023	6,069,680

Information Category		County Statistics (as at 2022)	National Average Statistics
lighting fuel	Gas (LPG)	0	24,086
	Biogas	0	0
	Solar	28,768	2,324,302
	Paraffin	12,896	830,968
	Tin lamp	40,407	1,156,130
	Fuel wood	287	337,204
HOUSING			
Roofing material	Iron Sheets (%)	94.2	80.3
	Grass thatched (%)	0.2	5.1
	Tiles (%)	0.2	1.0
Housing wall	Bricks (%)	10.0	10.2
	Mason stones (%)	ND	ND
	Mud (%)	74.8%	27.5%
Floor type	Cement (%)	27.5	43.7
	Earthen (%)	17.1	30.0
	Clay (%)	ND	ND
INFRASTRUCTURE			
Road Length			
Bitumen surface (km)		201.5	21.800
Gravel surface (km)		373.7	138,802.8
Earth surface (km)		483	
Railway line (km)		20	2,210
Railway stations (No.)		~	
Major bus parks (No.)		1	ND
Lorry parks (No.)		0	ND
Operational Airports (No.)		0	10
Operational Airstrips (No.)		0	9
Telecommunication			
Number of telephone connections			
% of county covered by CDMA wireless			
Mobile network coverage (%)		80	96.6
Proportion of population with internet/broadband connectivity		9.6	42
Private couriers (No.)		4	252
Licensed stamp vendors (No.)		Nil	
TRADE AND INDUSTRY			
Trading centres (with >2000 population) (No.)		8	
Registered retail traders (No.)		8000(As at 2017/18)	
Registered wholesale traders (No.)			
Jua kali Associations (No.)			
Major industries (No.)		1	
Micro, Small and Medium Enterprise (No.)		30	
Flood lights/street lights (No.)		527	
No of Market Stalls		146	
Disaster Management			
Fire engines (No)		2	
Fire stations (No)		1	
Fire fighters (No)		13	510
Ambulance (No)		9	354

Annex 2: CIDP 2023-2027 WARD DEVELOPMENT PRIORITIES

SABATIA SUB-COUNTY

Sector	Key Development Issue	Proposed Intervention/Program/Project
CHAVAKALI WARD		
Agriculture , Livestock & Fisheries	Low crop production and productivity	<ul style="list-style-type: none"> • Hire agriculture extension officers • Provision of subsidized farm input • Capacity building of farmers through training • Promote Soil testing • Provision of upto date weather information and early warnings
	Low livestock production and productivity	<ul style="list-style-type: none"> • Promote improved and exotic breeds • Intensify veterinary services • Provision of subsidized A.I Services • Promotion of improved poultry production • Enhance pest and disease control programme • Increase livestock extension services • Promote local feed formulation and production • Promote hides and skins value addition
	Low fish production	<ul style="list-style-type: none"> • Promote construction/rehabilitation of fish ponds • Provision of fingerlings and fish feeds • Promote fish value addition and access to markets • Training of farmers on fish farming
Lands and Physical Planning	Poor land Use, Planning and Management	<ul style="list-style-type: none"> • Undertake Land banking • Acquire land for access roads at chavakali and stand kisa markets • Promote registration of land • Enhance survey services • Promote faster land dispute resolution
Housing &	Low access to decent and	<ul style="list-style-type: none"> • Promote development of rental houses

Sector	Key Development Issue	Proposed Intervention/Program/Project
Urban Development	affordable shelter	<ul style="list-style-type: none"> Promote adoption of Appropriate Building Technologies Training youth in TVETs on Alternative building Methods Review building approval fee, land rate
	Poor urban development	<ul style="list-style-type: none"> Development of urban plans and Building codes
Transport & Infrastructure	Inadequate street lighting	<ul style="list-style-type: none"> Streetlight from Lunyerere- Bendera, Chavakali-Bukhulunya, Chavakali- Wasundi, Guest house -cereal board, standkisa-viyalo Installation of High mast light at Chavakali Market and Evojo
	Dilapidated road network and road interconnectivity	<ul style="list-style-type: none"> Opening of the following roads: Lunyerere P.A.G-Kisumu ndogo, Chavakali High school-Waigadi, Chavakali High -Wanamema, Mazobi-Lusina-Jehova Walodeya Pri, Wangeyo-Mukingi (kitigu), Igirinyi-solongo, Havuyiya -Lusiola, Odida-Kegondi rd, Waidudi -Elwunza road
		<ul style="list-style-type: none"> Maintenance of roads: Wangeyo road, charusi -weligina, Giviveji, Havuyiya, Weligina, Viyalo, Halombove-ivona-wamage, Halombove-Chifudura-Bezefage Bridge, Kigunga -Wanondi-Vigege, Mudete-Wasundi, Chavakali-Wasundi, Mudete-Wamajai, Bendera -Wasundi, Bendera-Wadimbu, Chavulimu feeder roads
		<ul style="list-style-type: none"> Construction of bridges: Weligina -Wangeyo bridge, chifudura-wamudaki bridge Construction of Culverts at Weligina
		<ul style="list-style-type: none"> cover open tunnels along Kisumu-Kakamega road,
ICT	Low ICT uptake and usage	<ul style="list-style-type: none"> Provision of WIFI services at Chavakali Market Establishment of youth Friendly ICT Center Promote adoption of ICT and innovations Establishment of ICT Centre at Bendera
Commerce, Industry, Tourism and Cooperative	Inadequate capacities of traders and limited capital for MSMESs	<ul style="list-style-type: none"> Upscale, improve management and widen Trade enterprise fund Capacity building of traders diversify financial products to accommodate individual loanees
	Poor market infrastructure and business environment	<ul style="list-style-type: none"> Construction of market sheds at Chavakali, Viyalo Promote establishment of cooling plant at Viyalo market review of licensing laws and regulations to support MSMESs Construction & expansion of sanitary facility at Stand Kisa Market and Chavakali Market
	Weak cooperative movement	<ul style="list-style-type: none"> Training of cooperatives on governance Support establishment of new cooperatives Provision of development loans to cooperatives
	Poor Industrial development	<ul style="list-style-type: none"> Promote cottage industry (Brick making at Viyalo)
Health	Weak access to health care services	<ul style="list-style-type: none"> Improve staffing, provision of medical commodities Facilitate CHVs with equipment Establish Health facility at Walodeya (CIDC), Igunga, Wanondi Complete and equip Viyalo dispensary Equip and operationalize Evojo Health centre Provision of ambulance services Establishment of rehabilitation centre
Education	Access to quality pre-primary education and training	<ul style="list-style-type: none"> Construction of Walodeya, Chavakali, Viyalo, Kigunga, Mudete and Evojo Pri. ECDE classrooms Completion of Halombove, Wanondi and Wamage ECDE classrooms Recruit more ECDE teachers Support school feeding Programme in ECDE Strengthen governance and management in ECDE

Sector	Key Development Issue	Proposed Intervention/Program/Project
	Access to quality Vocational education and training	<ul style="list-style-type: none"> Expansion and equipping of Mudete VTC Establishment of a VTC Establishment of an adult education classrooms
	education support	<ul style="list-style-type: none"> Increase and broaden the Bursary and scholarship programme
	Lack of public library	<ul style="list-style-type: none"> Construction of a public library
Public service Management	Weak public service delivery	<ul style="list-style-type: none"> Construction of ward administrators office Establish village administrator office and councils Deepen public participation and community involvement in decision making Establish transparency and accountability mechanisms in public resource management
Social Protection Culture and Recreation	Inadequate recreation centres	<ul style="list-style-type: none"> Establish a recreation facility at Chavakali
	few CBOs and FBOs	promote registration of CBOS & SHGs
	Poor sporting infrastructure	<ul style="list-style-type: none"> Rehabilitation of playing fields in schools Rehabilitation of Halombove community land to a sports ground
	Untapped sporting and talents	<ul style="list-style-type: none"> Establishment of a sporting and talent centre Support coaching and training of youth Establish ward sports fund
	Social protection	<ul style="list-style-type: none"> Establishment of rescue centre, homes for elderly and destitute Enhance cash transfer scheme for the elderly, OVC and PWDs , upscale NHIF for elderly Establishment of child protection unit
	Youth affairs	<ul style="list-style-type: none"> Promote creation of attachment and internship opportunities Promote agribusiness for youth
	Culture preservation	<ul style="list-style-type: none"> Construction of cultural centre and social halls
Environmental Protection Water and Sanitation	Poor access to clean and safe water	<ul style="list-style-type: none"> Increase water piping at standkisa ,Vugisive Wandede and entire ward Promote protection of water springs across the ward Promote rain water harvesting
	Poor waste management	<ul style="list-style-type: none"> Design and develop sewerage system at Chavakali Install litter bins at chavakali and standkisa markets Promote recycling of waste
	Afforestation and re afforestation	<ul style="list-style-type: none"> Promote production of indigenous trees seedlings Enact policies to promote agroforestry Promote establishment of nurseries for tree seedlings
	Weak environmental conservation and management	<ul style="list-style-type: none"> Promote green energy uptake Regulate mining by enforcing laws Implement legislation on protection of riverbanks and wetlands Enforce NEMA laws on air and Noise pollution
Governance Justice Law and Order	Increasing insecurity	<ul style="list-style-type: none"> Establishment of correctional centre Promote alternative dispute resolution Enhance police patrols both in urban and rural area
BUSALI WARD		
Agriculture , Livestock & Fisheries	Low crop production and productivity	<ul style="list-style-type: none"> Provision of subsidized fertilizer and seeds Promote Soil testing Employment of more extension officers Promote irrigation farming and uptake of smart technology Undertake crop pest and disease control Undertake training of farmers

Sector	Key Development Issue	Proposed Intervention/Program/Project
		<ul style="list-style-type: none"> • Farmers capacity building on climate smart agriculture
	Low livestock production and productivity	<ul style="list-style-type: none"> • Promote keeping of quality animal breeds • Provision of veterinary services • Subsidize A.I services • Promote dairy goats, poultry, pig and rabbit production • Undertake training of livestock farmers
	Low fish production	<ul style="list-style-type: none"> • Establish fish pond at Elunyu
Transport & Infrastructure	Dilapidated road network and road interconnectivity	<ul style="list-style-type: none"> • Routine roads maintenance of: Shem-Guluma-Friends Chamakanga, Kiguyenze -Mwilitsa, Busweta-Chavogere-Mululu, Busweta-Ingaka-Lotego, Lotego-Siegudi, Drainage ; Chavogere - Maganyi.Bridges Lotego-Siegudi, Busweta -Chavogere-Molulu,Busweta-Ingaka-Lotego, Ingaka-Lotego road, Lotego-Elunyu pri. -Gaigedi road, Itegero-Lugaga-Ayodi-Ingaka-Elunyu - Gavoga road , Busali -Induvativu-Chekombero, ,Elunyu-Chandugunyi, Lugaga-Lotego TTI, Itegero-Ingaka Bridge, Mukhunzulu-Givuye, Busweta-Ingaka, Chamakanga-Budira-ludzu, Buzare-Chamakanga, Ludzu-Gimudi-Kiguyenze, Chekombero –Bogerani roads
		<ul style="list-style-type: none"> • Opening of the following roads: Lotego-siegudi and Bridge , Chamakanga- Logemo-Mukenye, Chamakanga-Butsale-Budaywa, Chamakanga Special school- Guluma (Bridge), Friends Chamakanga-Gaimedi-Chavogere, Kivatse- Kinganganza, Itegero-Roman Catholic-Mululu –Chavogere, Busweta-Lososi, access road to Hakerongo Pri. School, Mukunzulu-Givuye Bridge, Gavoga-Galagoli, Lusaala -Kilagiru-Masiola, Bugina-Mangunyuli, Bugerani-Budaywa, Bugina-Mwilala, Chatamilu-Bugerani , Bugina - Kilagiru - Ludzu, Bugina -Ilala bridge, Bugerani-Chekombero bridge roads
		<ul style="list-style-type: none"> • Construction of bridges/box culverts: Mukenye- chekombero, Gavoga –Elunyu, Galagoli-Givuye to Kaimosi Bridge , Kivuye, Budaywa /buzare, Wiliduri,
ICT	Low uptake of ICT and usage	<ul style="list-style-type: none"> • Establish ICT resource centre at Chamakanga and Lotego • Provide CCTV at strategic roads to curb insecurity • Installation of WIFI in institution • Sensitization of youth on ICT
Trade , Commerce, Industry, Tourism and cooperative	Weak market infrastructure	<ul style="list-style-type: none"> • Construction of modern market a Chavogere, Chamakanga • Construction of Market stalls at Shem, Gavoga, Kedoli, Ludzu,Kuwait, Budaywa, Budira and Wangulu • Construction of latrines at Wangulu • construction of Boda boda sheds at Busweta, Mago and Gavoga Markets • Installation of High mast Floodlight at Chavogere HC, Lotego, Govoga, chamakanga , Mululu, Kivatse, Ludzu,Kuwait, Budaywa, Budira, Wangulu,Bugina and Wandega Market
	Inadequate capacity of MSMEs and low access to credit	<ul style="list-style-type: none"> • Capacity building of traders • Increase trade fund and improve its management
	Weak cooperative movement	<ul style="list-style-type: none"> • Promote cooperatives activities and Value addition • Promote formation of SACCOs • Promote value addition and processing of farm produce , promote bulking • Training of cooperatives on good governance
	Poor industrialization	<ul style="list-style-type: none"> • Promotion of leather industry in Itegero
Health	Access to health care	<ul style="list-style-type: none"> • Construction of maternity and general wards, upgrade laboratory

Sector	Key Development Issue	Proposed Intervention/Program/Project
	services	<p>services at Chavogere HC</p> <ul style="list-style-type: none"> • Complete renovation of maternity wing, provision of water, backup generator and ambulance at Bugina HC • Supply of drugs and non-pharmaceuticals in all HC • Recruitment of critical health personnel • Establish community morgue at Gamedu • Construction of a dispensary at Itegero sub location, Budaywa and Gavoga market • Provision of ambulance to serve Kilagiru, chavogere and chamakanga • Establish Clinics for NCDS, mobile clinics
Education	Access to pre-primary education	<ul style="list-style-type: none"> • Completion of Guluma, Itegero, Kapsambo, Kilagiru, Chatamilu, Bugina and Ikobero ECDE classrooms • Construction of ECDE at Elunyu, Hakerongo, itegero, Mukunzulu, Walukayo, Mululu and Budaywa and Kivuye, Chekombero, Wandegge and Budaywa ECDEs • Employ more ECDE teachers • Establish school feeding programme • Provision of water tanks at schools
	Access to vocational education training	<ul style="list-style-type: none"> • Equip Lotego VTC
	Education support	<ul style="list-style-type: none"> • Increase allocation of bursaries and scholarship fund
Public service Management	Wpublic service delivery	<ul style="list-style-type: none"> • Establish and equip ward and MCA offices • Establish and equip village administrators offices • Construction of assistant chiefs office at Itegero, Kedoli • Digitization of government processes
Social Protection Culture and Recreation	Social protection	<ul style="list-style-type: none"> • Establish child protection units/desks at Chiefs office and Hospitals • Establish recreational centre • Establish and implement disability fund • Support the Elderly, PWDs and OVCs
	Poor sports and talent infrastructure	<ul style="list-style-type: none"> • Rehabilitate chavogere and lotego play grounds • Establish a stadium at Chamakanga
	Untapped sports potential	<ul style="list-style-type: none"> • Support diversified sporting activities
	Cultural promotion	<ul style="list-style-type: none"> • Establish cultural centre at chamakanga • Establish ward cultural day
Environmental Protection Water and Sanitation	Environmental conservation and natural resource management	<ul style="list-style-type: none"> • Promote afforestation in the ward • Establish fruit tree nurseries • Promote tree planting at Household and institutional levels • Undertake research for Gold Mining at Chamakanga and Gaigedi • Regulate Mining at Maganyi • Preservation of water towers
	Access to clean and safe water	<ul style="list-style-type: none"> • Drill borehole at Busweta Pri. And Busali HC. • Promote piped water connections to institutions and Households across the ward • Undertake protection of water springs • Promote rain water harvesting
	Poor waste management	<ul style="list-style-type: none"> • Installation of Garbage collection bins at jemovo, Givudimbuli shopping centres
Lands and Physical Planning	Poor land Use, Planning and Management	<ul style="list-style-type: none"> • Undertake land clinics across the ward • Fencing of public land, issuance of title deeds to public institutions

Sector	Key Development Issue	Proposed Intervention/Program/Project
		<ul style="list-style-type: none"> Promote title deeds issuance
Governance Justice Law and Order	Rising insecurity and weak access to justice	<ul style="list-style-type: none"> Establish a law court at Chamakanga Employment of more security personnel and increased Police patrols Establish chiefs camp at Gavoga market and Budaywa
Housing & Urban Development	Housing development	<ul style="list-style-type: none"> Provision of Decent Housing for Vulnerable groups Provision of affordable Decent Housing for civil servants in Bugina
	Poor urban development	<ul style="list-style-type: none"> Develop urban plans and policies Develop social amenities at Gavoga Market
NORTH MARAGOLI WARD		
Agriculture , Livestock & Fisheries	Low crop production	<ul style="list-style-type: none"> Provision of subsidized farm inputs Enhance extension services Introduction of short season crops i.e French beans Training of farmers on Good agricultural practice Practice Climate smart agriculture Completion of Mulundu Tea buying centre and provision of tea seedlings
	Low livestock production	<ul style="list-style-type: none"> Provision of improved animal breeds Promote A.I services Subsidized veterinary services Capacity building of livestock farmers Routine vaccination of livestock Promote local poultry production-provision of hatcheries and incubators Promote bee farming Support value addition and marketing of products Undertake disease and pest control
	Fish production	<ul style="list-style-type: none"> Provision of subsidized fish feeds, fingerlings and market linkages
Lands and Physical Planning	Weak land management and use	<ul style="list-style-type: none"> Acquire land for stock market , plan for Mudete market waiver/reduce title deed acquisition costs Review land rates Demarcating and fencing government land
Housing & Urban Development	Inadequate housing	<ul style="list-style-type: none"> Construction of affordable housing units
Transport & Infrastructure	Poor road network and interconnectivity	<ul style="list-style-type: none"> Opening of roads: Gagiremba-Kisangula, Kivagala-Vukuvela-Mutambi-Gagivemba, Givungi-Kisinuki-Gevera, Mutambi-Givungi-Minyika-Makamo, Minyika-Inyali Bridge, Gaga-Kivagala-Magako PAG road and Bridge, Kisangula-Wakigalo, Kisangula-Gjiremba.
		<ul style="list-style-type: none"> Routine road maintenance: Digula-Wakikuyu, Kigama-Digula-Wasundi, Digula -Ivona-Lukuvuli, Mudete-vohovole, Mudete-Kikuyu, Mudete-Liangege-Kikuma bridge, Avwasi road and bridge connecting Mudete-keseve, Lusambwa- Aduvuka Bridge, Kiritu-Igada-Wamudavadi PAG, Kisangula-Inyali-Chugi, Kisangula-Muhalia-Gamoi, Chavufunya -Gasumani road, Inyali-Minyika road, Chanderema-Transformer-Digola, Kigama, Gavuliva-Vuyiya, Kigama Sec school access, Mulundu -Kegoye
		<ul style="list-style-type: none"> Construction of foot bridges/bridge/box culvert: Igada –Gaidedi and Mugogo-Endeli foot bridges, Chanderema Bridge, Gavugogo bridge, completion of Inyali –Minyika and Chugu -Endeli Bridges

Sector	Key Development Issue	Proposed Intervention/Program/Project
ICT	Low uptake of ICT	<ul style="list-style-type: none"> Establish ICT centre at Kivagala, Mudete Markets sensitization of community on ICT Equip North Maragoli Resource centre Provision of FREE Wi-Fi and internet services Training and sensitization on ICT usage.
Trade , Commerce, Industry and Tourism	Enterprise and industrial development	<ul style="list-style-type: none"> Support the establishment of cottage industry(Bakery at Eneve, Tanney at Wakikuyu,) Rehabilitation of coffee factory
	Weak market infrastructure and low access to credit	<ul style="list-style-type: none"> Expansion of Kiritu and Mudete Markets Establishment of market centre at Makomo Construction of Market toilets at Kiritu Street lights at Kiritu, Kisangula , Simboyi Markets Promote value addition Expand county trade fund
	Weak cooperative	<ul style="list-style-type: none"> Support the establishment of dairy cooperatives at Kivagala Support cooperatives through trainings and credit Strengthen the management of Cooperatives
Health	Access to health services	<ul style="list-style-type: none"> Upgrade Inyali dispensary to health centre Staffing, supply of drugs non pharmaceuticals to health facilities Construction of new dispensaries at Mudete, Digula and Mulundu Empower CHVs Promote anti jigger programme
Education	Access to pre-primary education	<ul style="list-style-type: none"> Completion of Mutambi, Digula, Mukombe, Chugi, Igada ECDEs Construction of Digula, Mukomba, Ikuvu, Vohovole, Kisangula, Simboyi, Inyali, Kigama ECDEs Introduce feeding programme Employ more ECDE teachers
	Low access to vocational education training	<ul style="list-style-type: none"> Equip and expand Mutambi, Ikuvu VTC and Muungano Special Needs Centre
	Increasing education support	<ul style="list-style-type: none"> Enhance bursary and scholarship allocations
Public service Management	Weak public service delivery	<ul style="list-style-type: none"> Construct Ward Admin. Office at Kiritu Employ village administrators Establishment of a police post at Mulundu
Social Protection Culture and Recreation	Sports and talent development	<ul style="list-style-type: none"> Complete rehabilitation of Kigama and Kivagala Play grounds Rehabilitate Digula Secondary playing field Upgrading of Mulundu pri. Sports field Establish a resource centre and sporting academy Increase amount allocated for sports Support ward co-curricula activities
	Social protection	<ul style="list-style-type: none"> Expand social safety programmes and enlist elderly in NHIF Establish rehabilitation & rescue centres and social hall
Environmental Protection Water and Sanitation	Afforestation and re afforestation	<ul style="list-style-type: none"> Promote indigenous tree planting
	Access to clean and safe water	<ul style="list-style-type: none"> Upscale water piping in the ward Completion of Digula Community Water Project, Mulundu-Mugogo water project Protection of water springs Wakagerera, Ikuvu, Msarambi, Wurwari, Wakikuyu, Kindangu Simboyi, Chanderena, Loyenze, Musarambi, Mwheli, Wanyonge springs Drilling of bore hole at Igada Pri. Sch and maintenance of existing

Sector	Key Development Issue	Proposed Intervention/Program/Project
		Boreholes at Gavuliva and Inyali Dispensary, Simboyi, Kinajozi, Vuyiya <ul style="list-style-type: none"> Promote rain water harvesting and storage
	Environmental conservation	<ul style="list-style-type: none"> Promote soil erosion control programmes Provision of indigenous tree seedlings
	Waste management	<ul style="list-style-type: none"> Provision of garbage collection bins at Kivagala and Kiritu
Governance Justice Law and Order	Increasing insecurity	<ul style="list-style-type: none"> Promote police patrols and response Restoration of police post at Kigama
SABATIA WEST		
Agriculture , Livestock & Fisheries	Crop production and productivity	<ul style="list-style-type: none"> Provision of subsidized farm inputs Provision of soil testing kits Employment of agriculture extension officers Promote local vegetables farming Intensify disease and pest control Promote irrigation farming Capacity building of farmers trainings Construction of tea buying centre at Hamuyundi and supply of tea seedlings
	Low livestock production	<ul style="list-style-type: none"> Employ more vet. Officers Promote A.I services Intensify tick control provision of improved animal and poultry breeds Provision of hatchery to poultry farmers groups Establish food formulation plant at Hamuyundi Assistant chiefs office
	Fish production	<ul style="list-style-type: none"> Reconstruction of dilapidated fish ponds Support fish farmers with subsidized fish feeds and fingerlings
Lands and Physical Planning	Weak land management and usage	<ul style="list-style-type: none"> Facilitate succession of land and processing of title deeds, Undertake land banking for road expansion, establishment of claims court, construction of Selelwe ECDE Sensitization of the community on land succession processes
Housing & Urban Development	Poor urban development management	<ul style="list-style-type: none"> Review and harmonies plan approval fee Development of urban plans and Building codes
Transport & Infrastructure	Weak road network and interconnectivity	<ul style="list-style-type: none"> Tarmacking of Lusiola-Eregi junction, Ivona-Deputy governors resident, Chavakali-Eregi junction road
		<ul style="list-style-type: none"> Maintenance and expansion of: Lusiola-Ivona road and bridge, chavakali -solongo polytechnic, Hombala-Hamuyundi bridge, Hombala-Kegondi, Selelwe- Kilingili, Chandumba -Kegondi, Chandumba- Lusui, Chandumba -Viyalo, Buyayi-Eregi, Kisatiru-Mulele-Ishanji-Chavakali-Bendera, Kisatiru –Pnanadol,
		<ul style="list-style-type: none"> Opening of: Lusala –Keveye, KPLC –Mwiduku, Ivona –kezengwa bridges , Ivona –Ikuvu church, Hemare-kulugote, Masinde tea banda-selelwe catholic, Hombala-mwidubwi, Andia –Lotenga, Kevogo-Amaiza-Madedekana,Igunga –Hamuyundi, Lisaswa-wahamsini- Kinaga road,Mlimani-savalu-waligeve,
		<ul style="list-style-type: none"> Installation of street lights from lusiola to Eregi Junction, Masinde village at Banda, Galoni at munyonge junction , selelwe bridge, Hamuyundi pri school, Gamoi at Mwheli stream,lotenga, mwidumbu
		<ul style="list-style-type: none"> Construction of bridges: Kisatiru-Panadol,Wahamsini-Kinaga bridges

Sector	Key Development Issue	Proposed Intervention/Program/Project
ICT	Low ICT knowledge and use	<ul style="list-style-type: none"> Provision of Wifi services Chandumba market and ICT Equipment at Ivona youth empowerment centre, Construct ICT hub at Selelwe market Sensitization of community on ICT ICT resource centre at Wanyange
Commerce, Industry, Tourism and Cooperatives	Weak enterprise development and trading infrastructure	<ul style="list-style-type: none"> Construction of market stalls –Chandumba, Wangulu, Kegondi and Bendera markets Establish a market at Hamuyundi Construction of boda boda sheds at Hamuyundi, Kegondi , Hombala and Kilingili Erection of floodlight at Kegondi, Chandumba, Bendera, Hamuyundi, Selelwe, Mulele and Hombala Provision of loans , grants and capacity building to traders Public toilet at chavakali junction and Wangulu markets Expand trade fund for MSMEs Review trade licences and regulations to support enterprise growth
	Industrial development	<ul style="list-style-type: none"> Feed formulation plant at selelwe
	Weak cooperative movement	<ul style="list-style-type: none"> Capacity building and training on cooperative governance and financial support
Health	Access to health services	<ul style="list-style-type: none"> Upgrading of Kegondi HC and expansion of Maternity wing Completion of Mulele dispensary Revive YMCA dispensary Enhance facilitation for the CHVs and equipping Provision of ambulance at Kegondi H.C Establish dispensary at selelwe
Education	Access to pre-primary education	<ul style="list-style-type: none"> Construction of Selelwe, Hombala, Chandumba, Kigulwenyi, Vihindi, Galononi and Mulele ECDE classrooms Completion of Savalu ECDE classroom Provision of teaching and learning materials Recruit more ECDE teachers Introduce school feeding programme
	Low access to vocational education training	<ul style="list-style-type: none"> Upgrade of solongo VTC
	Weak education support	<ul style="list-style-type: none"> Review of CBC curriculum Enhance provision of bursary and scholarships Promote adult learning
Public administration and international relations	Public service delivery	<ul style="list-style-type: none"> Deepen public participation and community involvement in decision making Construction of ward administrators office and Kisatiru chief office Establishment of village administration and council
Social Protection Culture and Recreation	Low sports and talent development	<ul style="list-style-type: none"> Establish a recreation facility Fencing and levelising of Solongo, Hamuyundi, Kisatiru playing fields
	Social protection	<ul style="list-style-type: none"> Construct rehabilitation centre Expand inua jamii cash transfer programme Establish a fund for orphaned PWDs , widowed and vulnerable
Environmental Protection Water and Sanitation	Afforestation and re afforestation	<ul style="list-style-type: none"> Promote tree planting at household level Promote protection of water catchment areas Provision of indigenous tree seedlings
	Access to clean and safe water	<ul style="list-style-type: none"> Provision of piped water in Wangulu, Mulele, Kisatiru, Lisaswa and Wanyange

Sector	Key Development Issue	Proposed Intervention/Program/Project
	Low waste management	<ul style="list-style-type: none"> Installation of litter bins at Hombala, kegondi, 151 asinde and selelwe markets
	Natural resource management	<ul style="list-style-type: none"> Regulate mining by enforcing laws
	Low energy uptake	<ul style="list-style-type: none"> Adopt green energy, supply of electricity at Vihindi, Kivagala, Muholera
Governance Justice Law and Order	Increasing insecurity	<ul style="list-style-type: none"> Police post at Mulele Village Recruit more county askaris to beefs security at market places Installation of security lights along Chandumba -kegondi road, Ivona -Ikuvu road, Bendera Wanyange-Chavakali Establishment of assistant chief office Hamuyundi, Establish small claims court at Hamuyundi,
WODANGA WARD		
Agriculture , Livestock & Fisheries	Crop production and productivity	<ul style="list-style-type: none"> Provision of subsidized seeds and fertilizer Promote soil testing Undertake pest and disease control measures Provision of extension services Diversify farming activities Undertake capacity building of farmers on smart agriculture
	Low livestock production	<ul style="list-style-type: none"> Provision of subsidized A.I services Provision of improved animal breeds Promote vaccination programmes Provision of incubators poultry farmers groups
	Poor fish production	<ul style="list-style-type: none"> Promote rehabilitation of fish ponds and stocking Provision of subsidized fingerlings and fish feeds
Lands and Physical Planninjg	Poor land management	<ul style="list-style-type: none"> Sensitize community land succession and access to title deeds Mapping and fencing of Public Land Land banking for public infrastructure development, Mago open air market Establish market on Community Land N/Maragoli/Gavudia 884
Housing & Urban Development	Inadequate housing	<ul style="list-style-type: none"> Establish a social housing sheme for the poor and vulnerable Renovation and Mantainance of Givudimbuli HC Review levies on house plans and approvals
Transport &Infrastructure re	Poor roads and road interconnectivity	<ul style="list-style-type: none"> Maintenance of Gavudia-Gurukwa, Gavudia -Kisigoli, Mudungu-Deree -Kiyanguza, Gahubwa -Iyenge, Gahumbwa-Lwenya Bridge, Lwenya -, Mago , Itengi-Kivuye, Moi Girls-Kisigoli-Gavudia, Mukungambiti- Moi Girls Vokoli, Losengeli-Mudungu, Losengeli-Deree- Mudungu , Mweywe-Chanderema , Sabatia- Mudungu - Gaigedi, Mudungu -Nabwani- Gagolosi, Kiritu-Chanderema - Jemovo, Kituru-Gamgogo, Nabwani -Wagevi, Mambai – Givudimbuli
		<ul style="list-style-type: none"> Construction of bridges: Sabatia-Mudungu Bridge, Itengi-Kivuye bridge
		<ul style="list-style-type: none"> Opening of roads: Gavudia -lososi, Losengeli-Wamuseve-Lwenya, Wamudogo Church -wandohi(Kalika), of Nabwani-Mambai-Givudimbuli, Nabwani - Musembe -Isahoi
		<ul style="list-style-type: none"> Tarmacking of Gaigedi Wengondo road
		<ul style="list-style-type: none"> Installation of security lights st Sabatia, Kwa Shem , Vokoli
ICT	ICT uptake	<ul style="list-style-type: none"> Establish ICT centre at Gavudia VTC, Sabatia, Nabwani secondary and Mambai Establsih wifi and LCD marketing screen at Mago centre
Commerce,	Market infrastructure	<ul style="list-style-type: none"> Provision of market stalls at Mago and losengeli.

Sector	Key Development Issue	Proposed Intervention/Program/Project
Industry, Tourism and Cooperative	and enterprise development	<ul style="list-style-type: none"> Construction of modern market at Wengondo, Mambai and Matenga Construction of Public toilets at Mudungu, Wengondo, Sabatia Markets Flood lights at Wengondo, Gahumbwa, Mudungu, Mago stage, Lososi, Gavudia, Mwenye, Mambai, Matenga and Lwenya markets Enhance Provision of trade loans
	Industrial development	<ul style="list-style-type: none"> Establish cottage industry at Lwenya
	Cooperative development	<ul style="list-style-type: none"> Capacity building of cooperatives on governance and financial support Establish cooperatives along value chains -Banana, Poultry, Sweet Potatoe and fruits Renovation of chanderema cofee factory Construction of MAMBAI milk cooling plant
Health	access to health care services	<ul style="list-style-type: none"> Upgrade Sabatia Hospital (Optical dental and ultrasound clinics, construction of modern maternity and new born units) to Level 4 and Lwenya dispensary to HC Promote Universal Health Coverage Provision of drugs and non-pharmaceuticals to health facilities Establishment of Mwembe dispensary, equipping and staffing Renovation of Givundimbukli HC, staffing and ambulance
Education	Access to pre-primary education	<ul style="list-style-type: none"> Completion of Mudungu ECDE Hire more ECDE teachers Construction of Sabatia. Vokoli, Lososi, ECDE classroom Construction of Model ECDE at Jemovo, Mukunya and Wagevi Support school feeding programme Construction of Toilets at Gaigedi and Nabwani Equipping of all ECDEs Mago, Losengeli, Lososi, Givudunyi
	Access to vocational education training	<ul style="list-style-type: none"> Construction of pit latrines, classrooms, Workshops at Gavudia VTC
	Education support	<ul style="list-style-type: none"> Expand Governors scholarship and bursaries
Public administration and international relations	Weak service delivery	<ul style="list-style-type: none"> establish village administrator offices Promote public participation and Civic Education Promote accountability in Public Finance Management construction of chiefs office at Gaigedi and Mambai
Social Protection Culture and Recreation	Social protection	<ul style="list-style-type: none"> Expand cash transfers to elderly and PWDs operationalize the Child rescue centre at Vokoli Expand NHIF to the elderly
	Sports and talent development	<ul style="list-style-type: none"> Development of Lwenya sports ground Expand sporting activities (volley ball, netball, basketball, chess)
	Culture and recreation	<ul style="list-style-type: none"> Renovation and operationalize Avugwi Hall Construction of cultural centre at sabatia
	Youth development	<ul style="list-style-type: none"> Establish a talent centre at Sabatia
Environmental Protection Water and Sanitation	Access to clean and safe water	<ul style="list-style-type: none"> Revive Mudungu water project Construction of overhead steel water tank at Vokoli, Maintenance of water springs Promote piped water connections to institutions and Households Drilling of bore hole at Nabwani
	Poor waste management	<ul style="list-style-type: none"> Promote waste recycling Construct Garbage collection centres at sabatia, jemovo, Givudimbuli, Nabwani and shopping centres

Sector	Key Development Issue	Proposed Intervention/Program/Project
	Afforestation	<ul style="list-style-type: none"> Promote tree planting at household level Establishment of tree nurseries at Vokoli Promote protection of water catchment areas Provision of indigenous seedlings
Governance Justice Law and Order	Rising insecurity	<ul style="list-style-type: none"> Construction of police post at Mambai, Mago, Wengondo Upgrading of Mudungu Police post Establish Huduma Centre at Sabatia Sub county
IZAVA/LYADUYWA WARD		
Agriculture livestock and Fisheries	Low crop production and productivity	<ul style="list-style-type: none"> Training of farmer groups at village level Provision of Extension services Timely provision of subsidized farm inputs and grants Promotion of Horticulture farming Revive tea farming in the ward Revive the coffee mill at Lunyerere, coffee collection centres Enhance soil testing services Promote youth for agriculture programmes at Mudiga (Demesi) Value addition of avocado and bananas Establish a model/demo farm for learning on smart agriculture
	Low Livestock Production	<ul style="list-style-type: none"> Construction of cattle dips Provision of locally improved poultry to farmer groups Provision of livestock extension services Artificial insemination services to improve the quality of breed Undertake Vaccination programme for poultry Establishment of poultry and poultry products market centres Promotion of bee keeping in Lyaduywa
	Low fish production	<ul style="list-style-type: none"> Construction of fish ponds to farmers Training on fish farming & establishment of fish market centres Provision of subsidized fish feed
Lands and Physical Planning	Weak Land management	<ul style="list-style-type: none"> Ease the process of acquisition of title deeds Utilize idle land in Wasundi Sensitization of the public on physical planning issues.
Housing and Urban Development	Poor urban development	<ul style="list-style-type: none"> Proper planning for construction in Mbale Improve access roads to towns and urban Centres Urban street lighting from Mbale to Mukingi and Lunyerere road
	Poor sewerage system	<ul style="list-style-type: none"> Improve sewerage systems in urban centres
	Affordable decent housing	<ul style="list-style-type: none"> Implementation of affordable housing programme in Lyaduywa
Transport and Infrastructure	Poor road network and interconnectivity	<ul style="list-style-type: none"> Maintenance of Mpaka, Tsimbalo-Nanyangayi, Mpaka-Endeli-Jordan, Muragai- Friends Church-Chamasilihi, Endeli-Chugi, Sali-Vigina-Madira, Chamwada-Salim ,Madira-Ngese-Demesi, Demesi-Mang'unyuli, Ellongo-Bunandi-Luangale(Akibaya road), Hamadira pri sch-Mangunyuri PAG, Itando-Bukulunya, Bukulunya-Wasundi, Iradi- Mudete, Ihiro-Wasundi, Wasundi-Kibala, Alweyi-Wandede, Mbale friends-Mutsiulyu primary, Mbale high-Lunyerere, Ondeyo-Kebeugwa water supply, Magongoro-Buvasi, Shalom-Mugangu, Mbale high-Damugu-Manogo, Elwunza-Eluiya-Makachi, Elwunza friends-Mukingi PAG, Malemba-Vweywe, Munoywa-Ihiru, Munoywa –Kibaala-Mukomba, Lyaduywa-Mukingi, Lyaduywa-Isitsi primary, Joseph Omen-Vigina spring, Kinavode-Kizivi, Josphat Kisivuli-Kunava PAG church, Mudave, ElongopAG-LuangalePAG, Mutsiulu junction-Shalom school roads

Sector	Key Development Issue	Proposed Intervention/Program/Project
		<ul style="list-style-type: none"> Undertake drainage works Itando –Chamasih Pri, Ilwada Friends-Mugera PAG(Chanzuki), Homunoywa- Itando storm water roads Opening of Madira-Izava-Demesi, Andeso-Mugure-Imbiakha, Demesi Fc- Ikuvu spring, Tom-Kivizi-Ndege,Kimambogi-Agwona, Demesi-Chasai, Agineda-Tabila—Bunyore-Nadanya, Angoya ADC-Mpaka , Nadanya-Kamadi-Mtundo, Chasara-Mukingi PAG Esaheni, Assistant chief –Maliga-Chadiva-Kivago, Chadiva-Mwavali, Idizava PAG-Lunyerere river, Kitigu friends-Alusa homestead-Kichutu, Mukingi secondary-Saadi’s place-Mugangu spring, Mukingi-Ivona PAG- Leah, Boyusuf-Luhulu PAG Itando, Ilwanda-Endeli(Mfupi road) Ilwanda- Bukulunya, Digoi-Jordan, Lyaduywa –Isaheni roads Construction of bridges: Endeli Chugi, Endeli-Jordan-Nyangai, Nadanya-Vundukura, Madira-Ngase-Demesi, Ikumu-Nadanya and Mutsyulu-Chatambazi, Wandoli, Makenzi, Mayieveye bridges, Footbridges at Muyire, Waroben, Wasonta, Wasondi, Wadori, Wangaro
ICT	Low uptake of ICT	<ul style="list-style-type: none"> Construction of computer hub AND Equip youth recreation center in Mukingi Provision of funds for youth to start and operate ICT centre in Munoywa
Commerce, Tourism, industry and Cooperative	Weak market infrastructure and credit access	<ul style="list-style-type: none"> Ensure timely equitable and easy access to loans and grants Capacity building of groups and sacco on business and entrepreneurship skills Construction of more bodaboda sheds in the ward Installation of high mast flood light at Nadanya, Ikuvu, Vigena, Itando,Wasundi,Bukulunya, Elunza-Misango junction, Mukingi, Lyaduywa, Ellongo, Munugi Pri.Schs, Isitsi church and Busumi Provision of security lights in munoywa,Lwanda,Itando and Homunoywa,Vweywe market,Digoi,Munoywa primary tank,SDA Bukulunya Construction of market sheds at Nadanya, Wasundi Bukulunya and Itando Subsidize licence fee for the business
	Industrial development	<ul style="list-style-type: none"> Promotion of leather industry at Mudiga/River Izava
	Cooperative development	<ul style="list-style-type: none"> Support and strengthen cooperative societies Capacity building of groups and sacco in business and entrepreneurship skills Reconstitution of the coffee cooperative society Support and strengthen existing cooperatives
Health	Access to health services	<ul style="list-style-type: none"> Provision of health care insurance cover (NHIF) to vulnerable Construction of staff latrines, solar powered borehole and fencing of land at Nadanya dispensary Construction of new dispensary in Wasundi Recruitment of more CHVs and upscale community health Construction and equipping of a dispensary in Mukingi Upgrade Munoywa dispensary to a health centre Employ of health workers and supply of medical commodities Construction of a dispensary at Lyaduywa Primary School
Education	Access to pre-primary education	<ul style="list-style-type: none"> Construction of Tsimbalo, Nadanya, Ivudukura(Nadanya B), Davanga, Bukulunya, Wasundi, Mukingi, Elwunza, Mutsyuluy, Elongo and Munugi and Ihiru ECDE centres Recruitment of more trained ECDE Teachers

Sector	Key Development Issue	Proposed Intervention/Program/Project
		<ul style="list-style-type: none"> Provision of sanitary facilities in all ECDE centres Establishment of School feeding programme Provision of Teaching and outdoor fixed material at Izava, Demesi, Mukingi, Mugangu, Mbale and Ondeyo
	Education support	<ul style="list-style-type: none"> Expand ward bursary scheme and scholarship programme
	Access to vocational education	<ul style="list-style-type: none"> Construction of a TVET centre on Joshua Idambira Government land Expansion and equipping of ,Munugi TVET Integration of technology in learning Recruit more trainers Increase Capitation for TVETs and bursary programme
	Access to primary education	<ul style="list-style-type: none"> Construction of a new school at Wasundi School feeding programme
Public Administration and International Relations	Poor access to public services	<ul style="list-style-type: none"> Establishment of ward admin office at chiefs office centre Establishment of village administration units
Social Protection Culture and Recreation	Sports and talent development	<ul style="list-style-type: none"> Expand sports fund to accommodate more teams Promotion and identification of talents through talent competitions Revitalize and equip Itando sports resource centre Upgrade Demesi primary ground to a fully sports facility Organize Talent competitions
	Culture and recreation	<ul style="list-style-type: none"> Encouragement of youth participation in Maragoli Cultural day Establish a youth resource centre at Demesi
	Social protection	<ul style="list-style-type: none"> Establish a rehabilitation and rescue centre Establish and equip a rescue and rehabilitation centre at Itando
Environmental Protection Water and Natural Resources	Access to clean and safe water	<ul style="list-style-type: none"> Provision of piped water and Water tanks installation to schools Protection of Ikumba, Willova, Dishon Kavu, Lwangasi, wirijaguru, busama, Ezorori, Kitigu, Wamaguza, Wobengo, Esahehi, Evotengeke, Watianyi, Wakevega, Eluya, Chaerisi, Vusanga, Mugangu, Isaheni, Chagiliki, Kizivi, Ezololi, Wavilenge, Kidundu, Wirigina, Chahaga and Kadanda springs Enactment of laws to promote and protect water sources Complete construction and installation of solar powered water pump at Ikuvu W/P\ Construction High water tank at Demesi\Restoration of piped water from main source to Elwunza with a water tank at chiefs camp, Mutsiulu primary
	Environmental conservation	<ul style="list-style-type: none"> Upgrade existing tree nurseries to include indigenous trees at Wasundi and Lunyere coffee areas Promote indigenous tree planting in schools and public institutions Formation of agroforestry clubs within institutions Conduct ESIA
	Natural resource management	<ul style="list-style-type: none"> Control mining and sand/murram harvesting Training of the community on proper soil management practices Enact laws to regulate mining and benefit sharing at Kichutu mining area
	Afforestation and agroforestry	<ul style="list-style-type: none"> Establish tree nursery at Vigena Indigenous, fruit and bamboo tree planting program in schools Formation of agroforestry (Environment clubs) in institutions

Sector	Key Development Issue	Proposed Intervention/Program/Project
	Climate change awareness planning and management	<ul style="list-style-type: none"> Promote climate change initiatives within the ward Promotion of adoption of clean energy Construction of gabions and terraces to control soil erosion Promotion of organic farming Conduct seasonal tree planting events
Governance Justice Law and Order	Increasing insecurity	<ul style="list-style-type: none"> Expand police post at Lyaduywa and open police post at Nadanya Establishment of chief's office at Demesi Construction of a court in Sabatia sub-county

VIHIGA SUB-COUNTY

Sector	Key Development Issue	Proposed Intervention/Program/Project
LUGAGA/WAMULUMA WARD		
Agriculture, Livestock and Fisheries	Low crop production and productivity	<ul style="list-style-type: none"> Provision of subsidized fertilizer and certified seeds Promotion of local vegetables Mrenda, seveve, zuza e.t.c Employment of extension officers Practice farm terracing and land reclamation Undertake soil sampling and testing Provision of extension services Set up green houses in 11 villages Muhanda sub-location for climate smart agriculture
	Low livestock production and productivity	<ul style="list-style-type: none"> Provision of improved animal breeds Subsidize AI services Establishment of food supplement store/factory at Manyatta, Wawivala Supply of an egg incubator in the sub location at Penelope Omenya Establishment of factory for poultry feeds at Chambiti Plant new Napier/feed varieties Construction of cattle dip and provision of pesticides Provision of extension services to livestock and poultry farmers Provision of credit for purchase of feeds and stock Provision of veterinary services Construction of Cattle dip at (Wanirara, Bugamangi)
	Poor fish production	<ul style="list-style-type: none"> Provision of fingerlings and fish feeds Construction of new fish ponds Undertake extension services for fish farmers Revive fish ponds
Lands and Physical Planning	Poor land management and use	<ul style="list-style-type: none"> Undertake land clinics and provision of title deeds Complete resettling people who were moved from Mbale Purchase of land for Mulele & Visiru dispensary, Muhanda polytechnic, Mbale and Mbihi market Development of idle plots at Lugaga centre and Maganda centre Identification and fencing of public land
	Poor urban and physical planning	<ul style="list-style-type: none"> Development of Mbale town physical plan Sensitize stakeholders on Physical planning Enforce development control
Housing and Urban development	Inadequate shelter	<ul style="list-style-type: none"> Roll out of social housing programme for vulnerable Promote affordable housing programme in Mbale and Mbihi Expansion of AP houses and chiefs camp at Mulele Expand housing units at Mulele Health centre

Sector	Key Development Issue	Proposed Intervention/Program/Project
Transport and Infrastructure	Inefficient and reliable road network	<ul style="list-style-type: none"> Maintenance of the following roads:Vindizi-Wendereya, Igakala-Chafuvunya, Magui-Mulele, Bugamangi-Wamuluma, Musutzu friends-Visiru, Visiru primary-Chamadele, Bugamangi-Indagalu, Igakala-Chanzaroka-Chavufunya-Visiru, Chambaya-mbeheze-Bousa-Magui-Musutzu, Ala-buliva-Chavufunya-Chanzaruka, Chambaya-Mulele, Chambaya-Amadiva-Maritu-Kituvu, Mukangula-Matagalo, Madimbovi-Watozo-Wamuluma and Wendereya-Visese church, Kegoye-Banda,Kegoye-Zivi,Vumale-Hedwe,Hambale-Zivi-Mpaka, Stage maziwa-Gasirehi, Manyatta-Chambiti-Chanda, Musamba-Chavugami-Luvangele and Zaliza-Visira, Madira-Logendo-Kedohi, Logendo-Liheli, Kitulu-Lusomia-Burudi, Madidi-Enyola-Kereda, Madidi-Mugaya-Kereda, VTTC-Engombe Road, Madira-Losoma, Muhanda-Oya-Ngaira-Madibi and Loyoka-Lugade, Nguvi, Makutano Rogeve, Makutano-Nduyani, Mbihi-Chanzavu Nduyani, Mudembi, Visegese, Surumbi-Logere, Vunandi-Lusaya roads
		<ul style="list-style-type: none"> Opening of the following roads: Eng'efu-Swahili-Iresi, Bugamangi holispirit-Iresi-Soiter, Visiru-Majitele and Musutzu-David-Mary Ambaka-Mayimba, Kiravo-Chambiti, Gasirehi-stage maziwa, of Mbaya/Chambiti Road/Ehedwe-Kesee, Busaina/Regese Road, (Mbihi) Nduyani ADC, Ingidi-Mudambi and Embaga roads
		<ul style="list-style-type: none"> Construction of bridges: Buliva spring, Chanzaruka-Chavufunya, Mayimba, Kadiego, Endereya, Chambaya, Vigese and Mukangula, Luduguyio-Hedwe,Kegoye-Mulosoma, Burudi-Silingi-Logendo, Wanivava-Ingindi, Busaina-Nduyani P.A.G foot bridge, Warogede SA-Wamuriango, Mudambi, Kosekwa bridges
		<ul style="list-style-type: none"> Tarmacking of capital-shell, Vumale-Luduguyi-Hedwe, Kegoye-Weindire, Kitulu-Kereda-Muhanda, Muhanda, Madidi-Kitulu and Mulele-Magui, Equity-Mbaya, Muhanda-Ingidi-Logere-Ingidi, Vunandi-Matagaro-Magui, Warogede SA-Mamuriango-Logere and Embaga-Voreso-Kosokwa-Vunandi roads
		<ul style="list-style-type: none"> Erection of Street lights Mbihi and Makutano Construction of parking bay in Mbale town
ICT	Unexploited ICT potential	<ul style="list-style-type: none"> Construction of Bukoyani, Kegoye sec.and Chambiti ICT centres Construction of resource centre at Musunzu and Muhanda VTC Establishment of modern ICT centre at Iduku
Commerce, Tourism, Industry and Cooperative	Weak trade infrastructure and enterprise development	<ul style="list-style-type: none"> Provision of loans/hustler fund at low interest rates Establishment of market shades at Bugamangi, Kegoye, Vumale, Manyatta and Wendereya Construction of modern market in Mbale Construction of modern toilets in Mbale, Manyatta, Magada Installation of high flood lights-Magada, Muhanda primary, Madidi-Soko mjinga, Koreda-maisha matamu, Kendohi primary ,Mulolo, Mbihi, Makutano, Likogoni junction, Kisiru dispensary, Busamo primary, Wanivara and Ingidi junction Construction of boda-boda shades-Mbihi,Makutano
	Industrial development	<ul style="list-style-type: none"> Establishment of cottage industry Establishment of Banana cottage industry, Chicken slaughter, Bar soap processing and Milk coolers
	Cooperative development	<ul style="list-style-type: none"> Revive the cooperative societies (collection centres for milk) Establishment of dairy, chicken, banana and horticulture cooperative society Undertake trainings and mentorship programme

Sector	Key Development Issue	Proposed Intervention/Program/Project
		<ul style="list-style-type: none"> Provision of loans to farmers Expand Vihiga dairy co-operative to Mbihi
Health	Access to health services	<ul style="list-style-type: none"> Complete maternity unit, fencing, construction of toilets and complete incinerator at Iduku dispensary Upgrading and expansion of Iduku dispensary to health centre Complete V.C.R.H hospital plaza Completion of K.M.T.C at Iduku Construction of modern toilets at Mbale rural Expansion of Bugamangi dispensary, equipping and establish laboratory services Construction of maternity wing at Kisiru dispensary Purchase of land for expansion of Bugamangi and Kisiru dispensaries Upgrade Mulele dispensary to health centre Equip maternity wing at Mulele Health centre Supply of medical commodities and provision of water Completion and expansion of Kegoye dispensary Employ more health workers Increase capitation to health facilities Construction of Chambiti dispensary Strengthening CHVs program and funding Provision of ambulances
Education	Low access to pre-primary education	<ul style="list-style-type: none"> Construction of ECDE at Igakala, Chambiti, Muhanda, Iduku, Ingidi, Bukoyani and Chanzavu primary Construction of toilets in all ECDE centres Introduction of feeding program in all ECDE centres Construction of additional classrooms in all ECDE Centres Employ more ECDE teachers
	Primary and secondary education access	<ul style="list-style-type: none"> Complete Magui secondary stalled project Renovation of classrooms at Vumale, Luvangele, Chambiti, Chanda and Kegoye Fencing Kegoye Secondary Construction of library at Chambiti, Luvangele and Chanda Provision of water at Luvangele and Chanda primary Purchase land for secondary school within Iduku Chanzavu
	Low vocational education access	<ul style="list-style-type: none"> Expansion of classrooms and workshops at St. Peters Hambale VTC Employment of instructors. Construction of a VTC in Chambiti, Muhanda Expand and Equip Busaina VTC
	Education support	<ul style="list-style-type: none"> Enhance bursary and scholarship allocation
Public Administration and International Relations	Weak public service delivery	<ul style="list-style-type: none"> Establishment of village administrative units Construction of ward headquarters Enhance public participation
Social protection, Culture and Recreation	Social protection	<ul style="list-style-type: none"> Construction of a girl rescue centre at Kegoye Construction of a rehabilitation centre Increase cash transfer programmes
	Sports and talent development	<ul style="list-style-type: none"> Levelizing of Kegoye Secondary, Chambiti, Muhanda, Ingidi primary, Madira girls play grounds

Sector	Key Development Issue	Proposed Intervention/Program/Project
		<ul style="list-style-type: none"> • Construction of Talent centre at Kedohi Primary • Construction of library and resource centre • Increase the sports fund and carry out ward tournaments
	Weak culture and recreation	<ul style="list-style-type: none"> • Modernise Mbale municipal ground
	Youth development	<ul style="list-style-type: none"> • Construction of youth empowerment centre
Environmental Protection, Water and Natural Resources	Low access to clean and safe water	<ul style="list-style-type: none"> • Revive Buliva, Muhanda water project • Complete Mbihi water project • Drilling and equipping borehole at Iduku dispensary, Vumale, Kisiru, Ingidi and Busamo • Construction of Water tower at Kitulu primary • Protection of water springs (Buliva, Wikikumba, Womutego, Wamayimba, Wamira, Vwondondi, Embosaro, Majitele, Wanzuma, Chanzaruka, Wa Alfayo, Imbari, Waduka, Lihavo, Kiguyenze, Chanda, Ayiege Maleya, Eroko, Kafunda and Truphosa Kimando Springs) • Establish Mbihi, Iduku, Chanzavu, Busaina water kiosk • Undertake piping in the entire ward • Establish new water supply from Logere river • Construction of water dams at Surumbi and Logere
	Weak environmental conservation	<ul style="list-style-type: none"> • Rehabilitation of public land for markets (Wendereya and Bugamangi) • Introduce tree nurseries in schools for fruit trees • Enact a law on eucalyptus planting on boundaries and river bed • Enact a law on mining and undertake public sensitization • Construct retaining land (Madira land slides) • Supply trees for planting (Bamboo, Gravelia, Calliandra)
	Poor waste management	<ul style="list-style-type: none"> • Maintenance of sewerage system in Mbale town • Maintenance of Ehedwe sewerage centre • Installation of Garbage bins at Mbihi, Matsaya, Magada and Iduku • Establishment of Recycling centre of waste at Wanivava
Governance Justice Law and Order	Increasing Insecurity	<ul style="list-style-type: none"> • Construction of police post at Magui, Chambiti, Mbihi, Busamo and Wanivava • Completion and opening of Kegoye police post • Undertake judiciary clinics
CENTRAL MARAGOLI WARD		
Agriculture, Livestock and Fisheries	Low crop production	<ul style="list-style-type: none"> • Provision of subsidized farm inputs • Provision of agriculture extension services • Establish demonstration farms for avocado and banana • undertake soil testing and establish soil testing laboratories • Promotion of small scale irrigation farming • Train farmers on soil conservation and crop rotation • Promote indigenous vegetables farming • Supply farmers with French beans, Avocado, Bananas and Pawpaw seedlings
	Low livestock production	<ul style="list-style-type: none"> • Establishment of spray pens and poultry vaccination Distribution of Improve dairy and poultry breeds • Training on feeding programme • Recruitment of livestock extension officers • Subsidize AI services for improved breeds • Train and equip farmers on bee keeping

Sector	Key Development Issue	Proposed Intervention/Program/Project
		<ul style="list-style-type: none"> Provision of pesticides for management of pests
	Low fish production	<ul style="list-style-type: none"> Revival of fish ponds and construct new ones Capacity building of farmers on fish farming Establishment and maintenance of fish ponds
Lands and Physical Planning	Weak land administration and management	<ul style="list-style-type: none"> Undertake land clinics on succession and ownership Undertake beautification of majengo round about
	Poor physical planning	<ul style="list-style-type: none"> Physical planning of Majengo, Womululu, Kidundu-Wasambu and Lotego markets
Housing and Urban development	Low access to decent housing	<ul style="list-style-type: none"> Promote affordable housing in urban areas Establish social housing programme for the poor aged and disabled persons
	Poor urban development	<ul style="list-style-type: none"> Prepare spatial physical plan for Majengo market Enactment of a law on urban development control
Transport and Infrastructure	Dilapidated road network and interconnectivity	<ul style="list-style-type: none"> Maintenance of the following roads: Idunya-Lyambogo, Matsigulu-Kihila-Chango, Chanderema-Majengo, Chavugami-Wasambi, Matsigulu-Itengi-Gavera, Igungavane-Matsigulu, Wangobi-Kegendirova, Vihiga yearly meeting-Wasindi and kegendirova-Boyani, Womululu junction –Itandaro corps-Vihiga primary, Home pub-Wamululu-Igakala, Wamuluku-Chanzuluka-Kidundu, Wamululu-Vilembe, Vindizi-vigina, Wamululu-Engerelwe-Bokoga, Kidundu-Wasabi-Chevugami, Kidundu-Virombe-Vihiga, Kidundu-Wadenge-Gimwadi-Majengo, Magai road to Kidundu stadium roads
		<ul style="list-style-type: none"> Construction of a bridge: Mulwanda, Mahalulwa to Lotego foot bridge, Vihiga/virombe, Itandaro bridge (Vihiga) and Complete Kidinye
		<ul style="list-style-type: none"> Tarmac Lyambogo-Matsigulu, Vihiga-Boyani, of Magai-Kidundu, police station-Kidundu-Mbihi, friends church Ikumba-Magai road
		<ul style="list-style-type: none"> Opening of Kegendirova-Chabwali-KSG, Igakala-Malitu road, Ivona-Igogwa, Mululu-Malitu-Bukuga bridge, Vindizi-Engererwe-Bukuga bridge road
		<ul style="list-style-type: none"> Erect security lights from Majengo to Manyatta muslim
ICT	Low uptake of ICT	<ul style="list-style-type: none"> Installation of a fully equipped ICT centre at Majengo Train youths on digital literacy and marketing Provision of free WIFI all over in government institutions Establishment of ICT Centre at Keveye and Kidundu
Commerce, Tourism, Industry and Cooperative	Weak business and trading environment	<ul style="list-style-type: none"> Provide loans and grants to entrepreneurs Construct a warehouse and exhibition centres at Ikumba Train entrepreneurs on business and assessment of market trends Construction of toilets and bus park in Majengo Installation of street lights in Majengo-Vihiga, Chango-Matsigulu roads Construction of stalls at Kidundu Establish Open market Wamondo Complete Lotego toilets near police Establish a livestock market in Chango Installation of tower mast in Navuhi, Matsigulu and Chango-Chavugami junction Beautification of Majengo roundabout (mountain water)
	Industrial development	<ul style="list-style-type: none"> Establish Wamondo cottage industry Construct industry for avocado oil, banana juice

Sector	Key Development Issue	Proposed Intervention/Program/Project
	Poor consumer protection	<ul style="list-style-type: none"> Undertake routine weights and measures initiatives
Cooperatives development	Weak cooperative development	<ul style="list-style-type: none"> Establishment of farmers cooperative society in Chango Capacity building the community on cooperative Formation of bodaboda and traders Saccos in Ikumba
Health	Low access to health care services	<ul style="list-style-type: none"> Expand Vihiga HC and introduce NHIF services Complete and equip Kidinye dispensary Renovation of health facilities Increase health workers in Kidinye and Chanzaruka dispensaries Provide mobile clinics for sensitization and testing Increase and deploy CHVs for community sensitization Timely supply medical commodities to all health facilities Construction of health facility at Matsigulu. Kegendirova Sponsor more vulnerable into the NHIF scheme Construction of incinerator/burning chamber in health facilities Introduce NHIF services to Vihiga health centre Purchase of Ward ambulance
Education	Low ECDE education access	<ul style="list-style-type: none"> Construct Matsigulu, Kegendirova, Chango, Chavugami, Lwangele, Wamululu, Kidundu ECDE classrooms Empolyment of more ECDE teachers Construct latrines for ECDE centres Operationalize Itengi, Emanda, Kidinye and Vihiga ECDE classrooms Introduce a nutritious feeding programme to all ECDE centres
	Low access to VTC education	<ul style="list-style-type: none"> Construct and equip a TVET centre at Kegendirova and Matsigulu Employ more TVET instructors
	Poor education support	<ul style="list-style-type: none"> Expand bursary and scholarship scheme for students Capitation for students by the government
	Poor primary and secondary school infrastructure	<ul style="list-style-type: none"> Renovatio of Emanda and Kegendirova primary schools Fence and separate Kegendirova primary from the church
Public Administration and International Relations	Poor public service delivery	<ul style="list-style-type: none"> Construct ward administrators offices Establish village administrators offices Construct Kenya school of government
Social protection, Culture and Recreation	Weak social protection	<ul style="list-style-type: none"> Re-introduction of Inua Jamii social protection fund Construct a child rescue cnetre at Kegendirova Enhance the kitty for the youth fund
	Sports and talent development	<ul style="list-style-type: none"> Rehabilitate/Expand and construct Kidundu stadium Construct an auditorium/theater studio for upcoming and nurturing talents Development of play grounds
	Deteriorating culture	<ul style="list-style-type: none"> Establishment of culture centre at Chanzalu
Environmental Protection, Water and Natural Resources	Poor access to clean and safe water	<ul style="list-style-type: none"> Drilling of borehole at Emanda Construction of water pans Promote rain water Harvesting Undertake spring protectionf water, Kiju, Wamsesa, Wachajira, Wandeda, Wakedenge Increase piped water (Engererwe water project) Establishment of Egogwa water project

Sector	Key Development Issue	Proposed Intervention/Program/Project
		<ul style="list-style-type: none"> Rehabilitate Kidundu borehole water project
	Poor environmental conservation	<ul style="list-style-type: none"> Undertake soil conservation around streams Promote planting of indigenous trees Licencing of mining organizations
	Weak waste management	<ul style="list-style-type: none"> Purchase of skip loader for collection of garbage
SOUTH MARAGOLI WARD		
Agriculture, livestock and Fisheries	Low crop production	<ul style="list-style-type: none"> Provision of Agriculture extension services Undertake Soil testing Provision of subsidized fertilizer and certified seeds of all crops Train farmers on climate change adaptation methods Establishment of a fruit and vegetable aggregation centre Provision of tissue culture banana seedlings Establishment of locational cereal boards Establishment of farm produce market at Gilwatsi and Mugomati
	Low Fish production	<ul style="list-style-type: none"> Construction of fish ponds at Kegomori Provide farmers with fingerlings and fish feeds Capacity building farmers on fish farming
	Low livestock production	<ul style="list-style-type: none"> Provide farmers with improved dairy cows Establishment of cattle dips Introduction of AI services Decentralize veterinary services Provision of poultry vaccination and training of farmers Establishment of agrovet at Lusiola market
Lands and physical planning	Weak land administration and management	<ul style="list-style-type: none"> Undertake land surveys for titling Undertake land clinics Undertake proper land scaping Fencing of public land for construction of government offices, social halls and modern market at Angoya Purchase of land at Lusiola market for community social hall
Housing and urban development	Poor urban planning	<ul style="list-style-type: none"> Undertake physical planning of markets Senzitize the community on urban planning
Transport and infrastructure	Dilapidated road network and interconnectivity	<ul style="list-style-type: none"> Opening up of the following roads: Timona-Kegomori, Enanga-Gilwatsi, Gilwatsi –Kivundu, Usungu-Ngiriemu-Ageyo, Usungu-forest, Bugenya salvation-Bethlehem, Kahi-Kigadahi primary school Osogo-Inyanza, Inyanza episcopal church-Lyavola, Kirivi church-Egogo dispensary, Egago-Luandai-Mazugi, Egago-Chandalo, Egago Dispensary- satellite, Inavi Muguva, Chandugunyi-Mukuyu and Liavora-Kisingilu, Gilwatsi-Iyavola, Ideleri-Enanga-Enzaro, Anzaye-Got Kabindi primary, Keroye-Izulu, Izulu-Murindi-Masengere-Lusavasavi, Ager junction-Joan, Kisuzu-Kiyanza-Rogere, Masana AIC junction-Machimu and Isaku-Izaro hospital, Liamidi-Mugomati roads
		<ul style="list-style-type: none"> Routine road maintenance of: Ideleri-Lusavasavi, Mugomati-Lyamidi, Mugomati-Muyundi-Enzaro, Lusiola-Ideleri-Kishili, Elijah-Silogo-Chanzoka, Muzuma-Mudungu-Enzaro and Chanzoka-Rohovore-Lusavasavi, Masana-Isaku, Nyabera-Ndiege, Lusiola-Gilwatsi, Lusiola-Chanzoka, Lusiola-Vigetze-Iwamondo, Vigetze-Chandolo roads
		<ul style="list-style-type: none"> Construction of footbridge at the following: Wazegere and Mungangu, Osogo bridge, Gilwatsi, Enanga bridge and Kegomori, Indagalu bridge near Gilwatzi primary,

Sector	Key Development Issue	Proposed Intervention/Program/Project
		<p>Chandungunyi/Kigadahi bridge, Ambwere bridge along Kigadahi primary/Inyanza primary school, Enanga-Masana footbridge, Lusavasavi-Masana, Mountain view church, Sirongo, Kingaza, Ager junction-Joan, Chanzoka-Gavalagi bridges</p> <ul style="list-style-type: none"> • Tarmacking of Gavalagi-Mahanga road
ICT	Unexploited ICT potential	<ul style="list-style-type: none"> • Development of ICT centres at Enzaro, Angoya, Enanga, Mwoki, Vigeze vocational training centre • Develop a cyber at Enzaro • Establishment of internet masts at Lusiola market • Training of 10 youths per village on ICT
Commerce, Tourism, Industry and Cooperative	Poor business and trading environment	<ul style="list-style-type: none"> • Construction of stalls at Angoya, Lusiola, Masana, Mugomati, Inyanza and Lusavasavi markets • Construction of floodlights at Mugomati, Lusavasavi, Wakiside, Enanga, Muhanda and Enzaro • Construction of toilets at Mugomati, Lusiola, Angoya and Enanga • Establishment of modern markets at Angoya, Lusiola and Mugomati • Establishment of bodaboda shades at Mugomati and Enzaro • Increase allocation to trade enterprise fund • Training of community groups on income generating activities
	Industrial development	<ul style="list-style-type: none"> • Establishment of an industrial park at Mugomati, Isaku and Enanga • Establishment of vegetables and bananas cottage industry • Establishment of cold rooms for horticulture products • Construction of cottage industries at Mugomati
	Untapped tourism potential	<ul style="list-style-type: none"> • Establishment of resort centre at Muguva • Construction of camping sites to Maragoli forest
	Weak cooperative movement	<ul style="list-style-type: none"> • Establishment of sand and ballast harvesting Sacco • Training of farmers on cooperative movement • Establishment of dairy, vegetable and banana cooperative at Lusiola/Mugomati market • Establishment of cooperative fund
Health	Poor access to healthcare services	<ul style="list-style-type: none"> • Establishment of health facility at Livila • Recruitment of more health care workers in all facilities • Establishment of Maternity wing, laboratory, relocation of church and ambulance services at Egago dispensary • Supply of Drugs to Egago dispensary • Complete Muhanda, Mwoki dispensary • Upgrade Enzaro health centre to sub county hospital • Decentralize NHIF to more facilities
Education	Low ECDE access	<ul style="list-style-type: none"> • Construction of ECDE classroom and 2 toilets at Kigadahi, Liavola ADC, Muguva friends and Mazugi, Ideleri, Lusavasavi, Chanzoka, Got-Kabindi, Isaku, Chandolo, Ideleri, Gavalagi and Chanzoka primary • Renovation of Vigeze, Liamidi, Masana and Hamusana ECDE • Employment of more ECDE teachers at the said ECDE Centres • Feeding programmes to all the ECDE centres • Supply Teaching and learning materials to all ECDE
	Vocational education access	<ul style="list-style-type: none"> • Purchase of land, drilling of boreholes, Construction of three (3) storeyed building, workshops and administration block at South Maragoli VTC • Purchase of land, completion and equipping of Vigeze VTC

Sector	Key Development Issue	Proposed Intervention/Program/Project
		centres <ul style="list-style-type: none"> • Employment of TVET personnel • Construction of a TVET at Enzaro and Esaku
	Poor special education access	<ul style="list-style-type: none"> • Construction of special school at Mwoki
Public Administration and Management	Poor access to government services	<ul style="list-style-type: none"> • Construction of Ward administrators and MCA offices at Angoya • Establishment of village administration units
Social Protection, Culture and Recreation	Sports and talent development	<ul style="list-style-type: none"> • Establishment of Talent centre in Chagenda • Establishment of community stadium at Lodondo • Establishment of playgorunds at Mwoki and Isaku
	Social protection	<ul style="list-style-type: none"> • Establishment of a social and community centre at Inanga • Establishment of elderly and PWDs fund
	Culture and recreation	<ul style="list-style-type: none"> • Fencing of Enzaro, Chanzoka and Kiwagara cultural centres • Establishment of a center for preservation of culture at Mugomati
Environmental Protection, Water and Natural Resources	Access to clean and safe water	<ul style="list-style-type: none"> • Construction of Kigadahi, Lodondo water supplies • Operationalize Gilwatsi water borehole • Renovation of existing springs and protection of new ones(Kizava, Waadezi, Wamanzi, Wamuzuma, Imudungu, Enzaro, Wakagani and Wamakara, Mukimu, Mudeywa, Kiyanza, mkingi, Kidogolo) • Promotion of water harvesting in public institutions • Drilling of borehole at Enzaro • Extension of Mang'ong'o water project • Piping of water to Got Kabindi primary and Anzaye junction
	Weak environmental conservation	<ul style="list-style-type: none"> • Planting of environmental friendly trees to water catchment areas • Conservation of soil at the foot of maragoli hills • Fencing of madegwa and Mwoki forests
Governance, Justice, Law and order	Increasing insecurity	<ul style="list-style-type: none"> • Establishment of police posts at Enzaro, Ideleri, Mukingi, Masana, Mugomati and Lusavasavi • Construction of assistant chief office at Ideleri, Mugomati • Establishment of approved school at Chandolo
MUNGOMA		
Agriculture, livestock and Fisheries	Poor crop production	<ul style="list-style-type: none"> • Provision of extension services to farmers • Availing of farm inputs i.e quality seeds and fertilizer • Capacity building farmers on best agriculture practices • Undertake soil testing across the ward • Establishment of demonstration farms • Promote irrigation farming in Mahanga, Buhani • Construction of greenhouse in Buhani, Kerongo and Musunguti and Kitumba
	Low livestock production	<ul style="list-style-type: none"> • Provision of livestock extension services • Provision of improved animal breeds and AI services • Undertake animal vaccination • Promote poultry farming • Implement one milk cow initiative per household • Establishment of milk cooling plant at Mahanga market • Construction of cattle dip in Mahanga, Munyanza and cattle crush in Ivona, Buhani and kerongo Provision of pesticides and routine vaccination of livestock

Sector	Key Development Issue	Proposed Intervention/Program/Project
	Low fish production	<ul style="list-style-type: none"> Reviving of Madonyi fish pond Supply of quality fingerlings and fish feeds Establishment of cold storage for fish
Lands and physical planning	Poor land administration and management	<ul style="list-style-type: none"> Conduct land clinics to residents on land ownership Purchase of land for expansion of Mahanga market and affordable housing programme Identify, survey and protect public land at Ivona, Munyanza, Maragoli hills, Buhani and inavi Process title deeds for all public institutions
	Poor physical planning	<ul style="list-style-type: none"> Undertake market planning for Mahanga Undertake survey for Mahanga mukuyu markets
Housing and urban development	Poor access to decent housing	<ul style="list-style-type: none"> Promote establishment of affordable houses Implement social housing programme for the vulnerable Construction of staff houses at Iyananginga H/C and Musunguti dispensary
Transport and infrastructure	Dilapidated road network and interconnectivity	<ul style="list-style-type: none"> Opening up, expansion and maintenance of the following roads: Masazi-Kideta-Burudi, Madzuu-Ihyagalo, Ihyagalo-Kisienya primary, Kedeta-Ligale, Mudavadi-Ihyagalo, Nyoka-Ihyagalo and Kedeta-Mazi Mamwamu, Mugogo-Chandolo, Chanzeywe-Kisato bridge, Mahanga-Masazi-Kisienya, Chanzeywe-Mazi Mamwamu, PEFA-Magina, Nyira-Keyonzo, Chanzeywe-Wanakigulu, Chavavo-Chambale, Vagina-Bukuga-Wamondo, Makanya-Kisienya, Kisienya-Burudi, Vagina-Madzoo, Vagina-Esere, Kiduvwi-Bukuga, Vonzogu-Kitulu road and bridge, Wamavega junction, Wariva-Madzoo-Wamuhako, Vagina-Esere road Chambale bridge, Lyamagale-Kidumbula-Stage Havi roads
		<ul style="list-style-type: none"> Opening of the following road: Chavavo-Ivalae-Chambale, Lugangu-Masazi, Kedeta-Masazi, Onzere-Madonyi-Keyonzo, Nyira-Wanakigulu, Kikuyu-Kisato, Chambale-Madzugi and Spear-Mahanga, Buhani-Kisingilu, Buhani-Nametsa roads
		<ul style="list-style-type: none"> Construction of Kegeze-Kisienya, Kerongo/Iymagale village, Buhani-Nametsa bridge, Changutsi, Idumbu, Mugarama, Wamage, keneta-Kitumba, Ibago, Buhani wandega and Wandaso bridges
		<ul style="list-style-type: none"> Tarmack Madzoo-Kisienya, Nyira-kitumba-ivona-Musunguti, Nyira-Lynaginga-Buhani, Mahanga-Musnguti roads
		<ul style="list-style-type: none"> Installation of security lights at Kisienya primary, secondary and Ihyagalo
ICT	Untapped ICT potential	<ul style="list-style-type: none"> Installation of fibre optic to Chanzeywe TTI Provision of tablets for Mahanga, Chambale, Chanzeywe, Chavavo and Inavi ECDE learners Establish modern ICT centre and library at Bukuga, Kerongo and Iyananginga health centre Connection of all public schools with WIFI
Commerce, Tourism, Industry and Cooperative	Poor business and trading environment	<ul style="list-style-type: none"> Construction of modern market at Mahanga, Buhani, ivona and mukuyu Construction of Bukuga, Kitulu, Makanya, Vagina, Madzoo secondary and Mugogo modern market stalls Construction of Bukuga juakali shades Construction of modern slaughterhouse at Mahanga Establishment animal stock market for Mahanga Installation of floodlight at Ivona, mukuyu market, Chanzeywe TTI and Chambale primary
	Unexploited	<ul style="list-style-type: none"> Establish cottage industry for soya and groundnuts at Mahanga,

Sector	Key Development Issue	Proposed Intervention/Program/Project
	industrialization	granite industry at Mukuyu and avocado and banana cottage industry at Mukuyu and stone crushing, brick making cottage industry
	Untapped tourism potential	<ul style="list-style-type: none"> Establishment of modern tourist hotel at Mukuyu Hill top and Mungoma caves Document mungoma cave history and marketing Hold cultural day in Mungoma caves with all maragoli artifacts
	Cooperative development	<ul style="list-style-type: none"> Capacity build CBOs and societies on proper cooperative management Provision of loans and grants to cooperative societies Establishment of Mahanga dairy cooperative Establishment of banana mini-processing plant for value addition Establishment of a horticulture cooperative society
Health	Low access to quality healthcare	<ul style="list-style-type: none"> Expansion of Lyanaginga HC and upgrade to sub-county hospital Construction of maternity unit and laboratory at Makanya HC Expansion of Musunguti dispensary Establishment of health facility in Buhani, Kisienya, Chambale and Masazi Training and equipping of CHVs Equip health facilities with medical commodities and equipment Employment of more healthcare workers Promote universal health care through NHIF programme
Education	Low ECDE access	<ul style="list-style-type: none"> Construction of ECDE classroom at Kisienya, Burudi, Mahanga, Kitumba, Kisingiru, Kerongo and Inavi primary schools Construction of abolition block in all ECDE centres Introduce school feeding programme for all ECDEs Provide teaching/learning material ECDE centres Employment of more ECDE teachers on permanent Completion of Lyanaginga, Musunguti and Lymagale ECDEs
	Low access to TVET and retention	<ul style="list-style-type: none"> Acquisition of land, Construction of 3 classrooms & Workshops, administration block and 3 door toilet at Chanzeywe VTC Employment of instructors on permanent basis Construction of workshops, classrooms, administration block with ICT laboratory and library at Kitulu VTC Relocate Chanzeywe VTC to kitumba
	Low access to education	<ul style="list-style-type: none"> Increase bursary and governors scholarship to needy students Increase capitation to TVET centres
Public Administration and Management	Low access to county government services	<ul style="list-style-type: none"> Construction of ward administrators office in Mahanga Establish ward liason offices
Social Protection, Culture and Recreation	Untapped sporting and talents among the youth	<ul style="list-style-type: none"> Completion of Wamusungu sportsground Convert Munyanza to a stadium Introduction of low interest youth loan
	Culture and recreation	<ul style="list-style-type: none"> Construction of social hall at mahanga, Bukuga market Construction of cultural centre at Mahanga, Bukuga market Undertake cultural activities at Mungoma caves
	Social Protection	<ul style="list-style-type: none"> Construction of children rescue centre at Mahanga Construction of a rehabilitation centre at Bukuga and Kerongo Establishment of PWDs fund and training Establishment of Lyanaginga rescue for children with disabilities
Environmental	Inadequate access to	<ul style="list-style-type: none"> Drilling of boreholes at Kisienya primary and secondary,

Sector	Key Development Issue	Proposed Intervention/Program/Project
Protection, Water and Natural Resources	clean and safe water	<ul style="list-style-type: none"> Chaneywe TTI, Chavavo and Chambale primary borehole Completion of Vagina boreholes, rehabilitation of Mahanga market borehole Construction of raised tank at Mukuyu for supply of water Rehabilitation of Wambundo and Musunguti water project Rehabilitation of Kerongo water project Provision of tanks for roof water harvesting Extension of Vigulu water project to serve Lymagale, Musunguti, Magina and Lyanaginga
	Poor waste management	<ul style="list-style-type: none"> Construction of Garbage collection center at Bukuga
	Poor environmental conservation	<ul style="list-style-type: none"> Promote planting of environmental friendly trees along water catchment areas Establishment of green houses
Governance, Justice, Law and order	Increasing insecurity and poor access to government services	<ul style="list-style-type: none"> Establishment of mobile huduma centre Construction of Mahanga, Bukuga and Musunguti police post Construction of assistant chief office

EMUHAYA SUB-COUNTY

Sector	Key Development Issue	Proposed Intervention/Program/Project
CENTRAL BUNYORE WARD		
Agriculture, livestock and Fisheries	Declining crop yields	<ul style="list-style-type: none"> Undertake training of farmers Provision of subsidized fertilizer Employment of agriculture extension officers Undertake soil sampling and testing Establishment of demonstration farms Expand the irrigation project of Wemilabi to central ward Practice Soil conservation ,mixed cropping, marketing Model Nargp Programme to one acre fund approach Promote Organic fertilizer production Green houses and cold room for horticulture
	Declining livestock production and productivity	<ul style="list-style-type: none"> Promote Poultry and Dairy farming Employment of livestock extension officers Provision of animal feeds, livestock vaccines & pesticides and subsidize AI services Establishment of livestock market linkages Rehabilitation of Emanyinya cattle dip Construction of Slaughter houses at Mwichio Establish Essunza beef cattle ranch Promote Pig farming
	Low fish products	<ul style="list-style-type: none"> Establishment of Fish pond per village Supply farmers with quality fish fingerlings and fish feeds Undertake training of fish farmers Establishment of fish market linkages
Lands and physical planning	Weak land administration and management	<ul style="list-style-type: none"> Undertake land clinics Introduction of land boards in every village Undertake Public land inventory and fencing
	Poor physical planning	<ul style="list-style-type: none"> Sensitize community on physical planning Undertake physical planning of Emanyinya, Mwichio market

Sector	Key Development Issue	Proposed Intervention/Program/Project
		<ul style="list-style-type: none"> •
Housing and urban development	Poor access to shelter	<ul style="list-style-type: none"> • Establish social housing programme • Promote urban housing programme • Government to set housing fund for disaster
	Poor urban development	<ul style="list-style-type: none"> • Enforce urban development control • Urban planning for Emanyinya market
Transport and infrastructure	Poor road network and interconnectivity	<ul style="list-style-type: none"> • Maintenance of: George-Etisi, Ainea-Panyako, Emmukunzi-Ebusubi, Emanyinya market-AP Camp, Emanyinya market-Ematili P.A.G, Okasa –Romana-Mulubanga and Teyie –Makina, Muchula-Ematioli, Ematioli-Mundika, Mufuta-Mundika, Essaba market-Khusionga-Ebulandi-Lilonge, Aluso-Khusionga, Mundichiri-Emulobi, Nduka, Ombisi, Ebukhaya church of God- Plasio, Khumatekule and Mwimonyelo, Kube –Mutichia, Okonji –sokomoko, Angatia –Kanisa mbili, Ebututi –Angabi –Emukangu, Buchichi-Oswekha, Ebututi-Mundika, Mwichio-Esinaka, Ebututi-Esiryamba-Mwichukhi, Mbirika and Osala-Ndengu roads
		<ul style="list-style-type: none"> • Opening of George Malema-Khulubalanga, Dick-Nathan Malimba, of Essaba secondary-Emasafu, EssabaP.A.G-Ebusikole , Essiabanyata-Esinaka P.A.G, Atieli-Omulele, Maximilla-Okoko, Mateto Odongo, Butiko, Marko, of Amukhono-Amastako, Ebutwetwe-Ombisi, Khumatekula-Mashara Ombisi, George-Plasio Mkara, Esikomoli-Inunya, Ebutwetwe-Joana-Tunya, Anne Tete-Amale, Mastako- Ombisi roads
		<ul style="list-style-type: none"> • Construction of Mulianya, Osweha, Khumatekula-Mutukho, Emuhongo-Munungo, Mwitikho-Ibulielo and Amale, Esirumba ,Oswekhe,Paramena, Kube bridges, Malema, omucheyi box culvert
		<ul style="list-style-type: none"> • Tarmacking of Mutsaba-Khwipanga and Emusire-Emanyinya roads
ICT	Low uptake of ICT	<ul style="list-style-type: none"> • Construction of ICT and installation of WIFI in markets • Establishment Emanyinya, Emuhongo police post market ICT Centre and Wi-fi installation • Supply ICT equipment in public institutions
Commerce, Tourism, Industry and Cooperative	Poor market infrastructure and enterprise development	<ul style="list-style-type: none"> • Installation of floodlights at Esirulo market, Khwipanga, at Khumatekule, Ebukhaya dispensary, Ebukhaya camp, (Bukhaya, Lutukho, Musikoye and Musitoyi) Church of God and Kabala P.A.G • Construction of market shades and fencing at Essaba market • Construction of market centre in Esirulo • Construction of modern bodaboda shades at Emanyinya and Epwopi • Increase the trade fund • Demarcation of Emanyinya market • Proper training of local traders • Construction of Boda boda shade at Khwipanga • Trade market development fund for Mwichio traders • Construction of Modern Mwichio market
	Poor industrialization	<ul style="list-style-type: none"> • Establishment of livestock feeds and stone crashing industry • Provision of credit to juakali artisan • Establish banana value addition centre at Emuhongo • Establishment of Interlocking blocks and Treated poles and timber at Ebulwanda village
	Cooperative	<ul style="list-style-type: none"> • Establish and strengthen cooperative society

Sector	Key Development Issue	Proposed Intervention/Program/Project
	development	<ul style="list-style-type: none"> Establishment of Dairy milk collection centre and coolant Formation of community based Saccos Revive cooperatives for banana and mboga at mwicho
Health	Weak health care service delivery	<ul style="list-style-type: none"> Construction of a dispensary in Emmukunzi, Emanyinya, Esinaka, Essunza Employment of more health workers Supply medicine and equipment to all facilities Purchase of land to expand Esirulo dispensary Upgrade Essaba dispensary to health centre Increase CHVs stipend, proper uniforms and trainings Operationalize Emusire Mortuary and construction of theatre Establishment of K.M.T.C at Emusare health Purchase of land, installation of floodlights and renovation of Ebukhaya dispensary
Education	Low ECDE education access	<ul style="list-style-type: none"> Supply of teaching/learning material in all ECDE centre Renovation of all ECDE in the sub-location Construction of new ECDE classrooms at Ikalikha, Essaba, Esinaka, Essunza, Ebututi, Emwana and Mukhungu Establishment of school feeding programme Construction of pit latrines at Muchula, Ebulondi, Esinaka and Essaba primary Creation a special unit for physical challenged children within Emakunda sub location
	Poor access to vocational education	<ul style="list-style-type: none"> Construction of workshops & classrooms and purchase of tools and equipment for Emmukunzi VTC Construction of one TVET in Essaba and ICT Centre Employment of instructors in VTCs. Equip Emukumbi VTC Construction of Essunza vocational training centre Establishment of Essunza resource centre
	Primary and secondary education	<ul style="list-style-type: none"> Supply of teaching and learning materials in primary schools Renovation of primary and secondary classrooms Construction of sanitation facilities Employment of more teachers Construction of dining hall at Emmukunzi secondary Supply of sanitary pads to all school going girls Purchase of land for Expansion of Ebukhaya secondary Construction of Social hall in Ebututi Dining hall at Essunza primary and secondary
	Education support	<ul style="list-style-type: none"> Increase bursary allocation and scholarship
Public Administration and management	Weak public service delivery	<ul style="list-style-type: none"> Establishment of village administrators offices Construction of Ward administrator office within Ebusubi sub location Construction Office for Essunza assistant chief Strengthen Public participation
Finance and Economic Planning	Poor public finance management	<ul style="list-style-type: none"> Decentralize issuance of business licenses and permits Automate revenue collection
Social Protection, Culture and	Untapped sports and talents	<ul style="list-style-type: none"> Renovation of playgrounds in primary schools Levelling and grassing of Emanyinya, Ebukhanga primary sports ground, Mundichiri

Sector	Key Development Issue	Proposed Intervention/Program/Project
Recreation		<ul style="list-style-type: none"> • Revamping the ward tournament • Introduction of other sports e.g table tennis,boxing
	Deteriorating cultural values	<ul style="list-style-type: none"> • Hold cultural festival on rotational basis • Essunza herbal clinic and capacity to building for herbalists • Establishment of Emuhongo, Essunza cultural centres • Establishment of Community library
	Social protection	<ul style="list-style-type: none"> • Construction of a rehabilitation centre at Emanyinya • Set up recreational centre for PLWDS and PLWDS fund • Construction of social hall within Ebusubi, Essunza • Construct children rights offices within Ebusubi
	Youth empowerment and resource centre	<ul style="list-style-type: none"> • Establishment of youth empowerment centre within the ward
Environmental Protection, Water and Natural Resources	Poor environmental conservation	<ul style="list-style-type: none"> • Undertake soil conservation • Supply of tree seedlings for planting • Planting of bamboo along river banks i.e Tsava river • Sensitize community on the importance of tree planting • Establishment of tree nurseries and support tree nursery farmers
	Access to clean and safe water	<ul style="list-style-type: none"> • Drilling of boreholes at Ikalikha, Essunza ,Ebututi and Ebukhaya primary • Completion of Esirulo-Emalindi water project and undertake water reticulation and construction of water kiosks at Esirulo market Rehabilitation of Emanyinya community water project • Construction of Emanyinya community, Ebutundi, Essaba market and Ebusembe borehole • Extension of Maseno water supply to Essaba market • Spring protection of Mulubanga, Ebung'u, Amane water spring • Expansion of Wemilabi to Central Bunyore irrigation project • Construction of raised water tank at Emusire church of God • Complete Amane water projec
Governance, Justice, Law and order	Increased insecurity	<ul style="list-style-type: none"> • Purchase of land and establishment of assistant chief office and police station • Introduce uniforms for village elders • Upgrading of Emanyinya AP Camp • Improve current Mwichio patrol base
WEST BUNYORE WARD		
Agriculture, Livestock and Fisheries	Low crop production	<ul style="list-style-type: none"> • Undertake soil sampling • Provision of certified seeds and fertilizer • Employment of agricultural extension officers • Undertake irrigation farming in Esikhuyu • Introduction of farm input subsidy programme • Establishment of a cereal board within Emuhaya sub-county • Distribution of ovacado fruit seedlings • Establishment of 2 green houses in Ipali and Ebukanga locations • Promote Horticulture farming • Initiate rice growing project along river Jordan
	Low livestock production	<ul style="list-style-type: none"> • Promote dairy and poultry farming • Construction of dips at Emwatsi and Ebuyangu • Practice bee keeping at Isanda forest • Employ livestock extension officers • Promote Artificial insemination programs

Sector	Key Development Issue	Proposed Intervention/Program/Project
		<ul style="list-style-type: none"> • Purchase land for slaughter house construction • Upgrade the milk cooperative
	Low fish production	<ul style="list-style-type: none"> • Construction of fish ponds, provision of fingerlings and fish feeds • Enhance trainings to fish farmers with development purposes • Create market linkages for fish products
Lands and physical planning	Weak land administration and management	<ul style="list-style-type: none"> • Undertake land clinics across the ward • Purchase land for establishment of ICT centre and assistant chiefs office in Esikhuyu and a rescue centre, dispensary and construction of ward administrators office in Emmabwi • Purchase of land for construction of rehabilitation & rescue centres and centre for the elderly and needy in Embali
	Poor physical planning	<ul style="list-style-type: none"> • Proper planning and construction of the stalls • Undertake plan approval for permanent buildings
Housing and urban development	Access to shelter for vulnerable	<ul style="list-style-type: none"> • Implement social housing programme
Transport and infrastructure	Poor road network and interconnectivity	<ul style="list-style-type: none"> • Road maintenance of Oluko-Mungoye-Olele, Ebukoolo secondary, Javan-Obbayi-Halulala, Mulwakari-Ebusioya-Mulwanda via Coptic, Ipali-Ambale-Osore-Ebuteya, Moffat/Sheldon-Agansa, Ipali-Lancaster-Israel church-Khamete-Mwichekhe church, Sapania-Esianini-Haliakhi, Khusionga-Nasanga-Mungoye school Omusembe-Ilonje-Onyino, Munjiti-Ebukanga, Esibila-Ebukoolo, chiefs home-Ilonje, railway-Esibila-Ilonje, Asuti-Musikuku, Ayati junction-Muritsere bridge-Isanda PAG, Amunga, Mwitsukhu-duka moja, Ebukobelo-Esibakala, TTI Ebukanga-Ebuyangu and Olukone-Ananda bridge-Esibakala, Ebuyalu water tank-Ematswi-Mumbinga, Olukuyato-Hollanyi-Duka moja, New apostolic-Emwatsi market junction-Khumusalaba highway, Samaritan-Ebukobelo, Arunga/Felesia-Esitimba and Ekhakamba-Ebukobelo, Ilonje-Esibakala sec. school roads
		<ul style="list-style-type: none"> • Renovation of Mapacha-Mungoye bridge • Construction of Omwache –Atoko to Vihiga /Kakamega counties boundary, Atetwe/Elikana/obed/Kakamega boundary bridge and Mullimani PAG/Munala, Mulwakari, Olukune, Muyambuli finishing, Ulucheo to Imbitsa, Essumba primary to Ilonje and Abutsa bridge in Mungetsa, dukamoja-musiibili, Okonda, Irubi and Mukobolia bridges
		<ul style="list-style-type: none"> • Tarmacking of Emusire H/C-Ebuyangu, Esiamatete-Ebukanga, Esibila-Ebukoolo chief centre, of Hobuyaya-Buyangu kwa chief, Ebuyanga market-Emmabwi-Ebukanga- Obuyaya and Ematswi market-Obuyaya roads
		<ul style="list-style-type: none"> • Opening of: Esikhuyu-Miyawa, Okachwa, Musiibili-dukamoja-Ebuyangu and Malondole hill, Elucheo PAG-Ebukanga, Makutwa-Ochuwa, Ebukanga-Noah, Ebukanga-Okoto, Jamhuri-Ematse-Bentekote, Muritsire-Esipila and Ebukanga-Kamba, Alupeku hill Road circuit and Abneri Osongo-Emwatsi Orthodox –Fanvel, Deliverance to Ndonji, Happy day, Musiriri to Emasafu and Machiya to Sambaya to Ipadi, Rabuor-Marenyo, Essaba-Rabuor, Asikote-Mali ya mungu, Polar-Mulukhoru, CDF- Mwinga, CDF-Musiriri-Essaba and Asikote-Mwichekhi roads
	Inadequate street lighting	<ul style="list-style-type: none"> • Construction of flood light at Kamba and Afwambo junction • Installation of solar street lights from Ebukanga market to Emmabwi primary

Sector	Key Development Issue	Proposed Intervention/Program/Project
		<ul style="list-style-type: none"> • Installation of transformer at Atwambo
ICT	Poor ICT access	<ul style="list-style-type: none"> • Establishment of ICT centre at Ipali market, radio Anyole, Emmabwi chiefs center, Esikhuyu and Mulukhoru • Development of ICT hub at Emwatsi market • Installation of Wi-fi in all public schools
Commerce, Tourism, Industry and Cooperative	Poor market infrastructure and enterprise development	<ul style="list-style-type: none"> • Construction of modern market Ebukoolo, Munjiti, duka moja, Ebukanga and Asikote • Installation of floodlights at Ebukoolo, Munjiti, duka moja, Mwitsukhi, Asikote, Emwatsi and Ebuyangu market centres • Construction of bodaboda shades at Embali stage and Ebuyangu stage • Construction of modern toilets at Emwatsi and Ebyangu markets • Increase access to trade fund at low interest rates • Construction of market shades at Ipali, dukamoja, Emwatsi and Ebuyangu trading centres • Construction collection centres for vegetables in mulunyanya • Construction of storey buildings (at Emwatsi market and Ebuyangu) for the market
	Untapped tourism potential	<ul style="list-style-type: none"> • Development and protection Ebusunjo shrine for tourist attraction • Establish cultural centre at Radio Anyole • Establishment of tourist sites at Mungeisa • Fencing and Protection of Nganyi shrines • Conservation of Isanda forest and construction of cultural centre • Promotion Ekhamba rock formation and Alupeku hill and cave as part of western kenya tourism circuit • Development of amenities (refreshment points, kiosks at Alupeku hill and cave)
	Lack of cottage industries	<ul style="list-style-type: none"> • Construct Ebumbunya/Emmabwi basket weaver centre • Construct banana/potato value addition centre Elucheo • Construction of the granite factory at Emwatsi
	Weak cooperative movement	<ul style="list-style-type: none"> • Establishment of banana, dairy, ovacado and chill cooperative society • Establishment of a dairy cooperative society for farmers at Munjiti • Establish bodaboda sacco and rice cooperative at Ebumbunya on parcel 820 • Supply of dairy cooperative machines at mulukhoru and market centers
Health	Weak access to quality healthcare	<ul style="list-style-type: none"> • Completion of Ebukoolo health centre • Fencing, completion, construction and equipping of maternity wing at Ebukoolo dispensary • Recruit more CHVs and Increase the stipend • Purchase land and Upgrade Ipali HC to sub county hospital • Regular supply of medical commodities • Purchase of an ambulance and establish of X-ray services • Purchase of land and establish Esiamatete dispensary • Fencing, construction of laboratory and staff houses at Ebukanga dispensary • Construction of a dispensary and rescue centre at Ebumbuya • Constructing health facility at Munyenya, Wisinga
Education	Poor ECDE education access	<ul style="list-style-type: none"> • Complete construction of Mungoye, Esikhuyu, Emwatsi, Isanda, Eswala and Mumboko ECDE classrooms

Sector	Key Development Issue	Proposed Intervention/Program/Project
		<ul style="list-style-type: none"> Revive special unit at Esibila primary Employment of ECDE teachers permanently Construction of ECDE classrooms at Ebukoolo, Ilonje primary and Ebusioya village, Esibila, Ebukanga, Emmabwi, Essumba, Ebuyalu, Mwiya Ebumbuya and Ebukobelo Purchase of land and construction of ECDE at Ilonje centre Introduction of school feeding programme Supply of teaching/learning materials in primary school
	Education support	<ul style="list-style-type: none"> Increase bursary and scholarship allocation
	Inadequate primary and secondary infrastructure	<ul style="list-style-type: none"> Establishment of primary school at Elusi, land available Fencing and construction of laboratory at Esibakala secondary Construction of modern classrooms at Esikhuyu and Isanda primary and Esikhyu secondary schools
	TVET access	<ul style="list-style-type: none"> Upgrade Nzalwa VTC to technical institution
Public Administration and Management	Poor access to government services	<ul style="list-style-type: none"> Emukolla sub-location to be divided into two sublocations Construction of ward administrators office at Asikote Establishment of village administration units
Social Protection, Culture and Recreation	Untapped sports and talent potential	<ul style="list-style-type: none"> Promote ward sports activities Establishment of sports academies Establishment of talent centres and undertake trainings Leveling of Esibila primary and Esibila boys playground
	Weak social protection	<ul style="list-style-type: none"> Enrolling of OVCs to the programe Construction of a rescue centre at Ebukanga, Ebumbuya parcel 828, Mwisanga Establish rehabilitation centre at Mulukhoro
	Weak social services	<ul style="list-style-type: none"> Capacity build youth and women on group dynamics and registration Linkage of self-help groups financial sources
	Untapped culture	<ul style="list-style-type: none"> Establishment of cultural centre at radio Anyole Development of Ekhakamba rock-leaning boulder with cave and Ekhakamba church built on a rock cultural sites Fencing of ancestral Alupeku hill with Atika cave
Environmental Protection, Water and Natural Resources	Inadequate access to clean and safe water	<ul style="list-style-type: none"> Renovation of Okonji, Emuchenje, Musikuku and Sila Okoth springs Construction of Holala water project Drilling and equipping of borehole at Mwichekhe area, Ebukoolo secondary, Mumboko, at Ebutswala, Ebuchiti and Emakunda church of God, Emwatsi & Mwiya primary schools, Ebutolo catholic church, Ekkakamba CoG, Ebuyangu catholic church, Ilonje CoG Renovation of Mungoye primary, Ebuyalu secondary and Sihuli borehole Completion of water project at Ebutsalwa PAG church Revive KEIFINGO water project Construction of a dam at Musango, Munyala Construction of raised water tanks at Esikhuyu & Isanda primary, Munjiti market and Esiamatete church of GOD Construction of new water project to cover muritsire- Isanda area Undertake new piping form Ebukanga to New Apostolic church and Emmabwi CDC Construction of water kiosk at Moureen, Ayatsi junction and

Sector	Key Development Issue	Proposed Intervention/Program/Project
		<p>Ebuciebe C.o.G</p> <ul style="list-style-type: none"> • Rehabilitation of Makondo, Wolala and Mulwakani W/P • Construction of water pump station at musango, meeting point of river Jordan and Etsaba • Establishment of dam at Musango site • Rehabilitation of all wells in west Bunyore • Rehabilitation of Makhondo water project • Construction of water kiosk at new apostolic church Mugetsa
	Poor environmental conservation	<ul style="list-style-type: none"> • Establishment of tree nurseries and planting of trees • Planting of trees along roads and public institutions • Supply indigenous trees to Itumbu • Promote preservation of indigenous tree species for support to local ecosystem • Installation of litter bins at market places
Governance, Justice, Law and order	Rising insecurity	<ul style="list-style-type: none"> • Construct a police post at Mwichekhe village • Construction of assistant chief office in Ebusiekwe and Emmabwi
NORTH EAST BUNYORE WARD		
Agriculture, livestock and Fisheries	Low crop production	<ul style="list-style-type: none"> • Promotion of indigenous crops • Promotion of subsidized fertilizer and certified seeds • Employment of agriculture extension officers • Establishment of cereal board Emuhaya subcounty (Ilungu) • Construction of an ATC at Musinaka-Mutsaba • Promote Fertilizer subsidy and certified seeds • Practice irrigation farming at Mutsaba, Emmatsuli • Establishment of farmers market at Mulimani • Establishment of food processing plant • Purchase of land and construction of a cereal board at Mwilonje market • Promote irrigation farming along Musitundu Musinaka stream valley and Weseli to Mulwanda stream valley • Construction of tea buying centre at Ebunyonje village
	Low fish production	<ul style="list-style-type: none"> • Construction of fish ponds in the entire ward • Increase fisheries extension officers • Establish fish ponds along rivers Mutsaba & Mutusua • Provision of fingerlings and fish feeds
	Low livestock production	<ul style="list-style-type: none"> • Provide improve dairy breeds to groups • Construction of cattle dip • Promote bee keeping • Renovation of Emakakha cattle dip • Undertake frequent livestock vaccination • Provision of veterinary and AI services
Lands and physical planning	Weak land management and administration	<ul style="list-style-type: none"> • Purchase land for establishment of ICT Centers, social halls, community library, talent centre, Kilingili market, Asst. chief office, Emakakha market, rehabilitation centre and ward Administrator office • Conduct land clinics to educate residents on land matters • Purchase of 9 acres of land for construction of affordable houses, administrative offices and establishment of market at Echichibulu • Purchase of land for construction of modern market at Mwilonje and Mukhombe and Mukhombe B for health facility

Sector	Key Development Issue	Proposed Intervention/Program/Project
	Poor physical planning	<ul style="list-style-type: none"> Undertake physical planning for Emakakha and Musinaka markets
Housing and urban development	Inadequate decent housing	<ul style="list-style-type: none"> Development of affordable houses at Wamihanda, Eburnangwe TTI Establishment of social housing programme for the vulnerable
Transport and infrastructure	Poor road access and interconnectivity	<ul style="list-style-type: none"> Maintenance of Esibuye-Esiakhupa, Esirabe-Alusula, Israeli-Ebusiratsi primary, Emmulele-Mundichiri and Amwayi, Etsaba bridge-Ebulamba, Mawe tatu-Ebusmba-Musililo, Esibuye transformer-Mulwangombe, Mbihilo, Mwitunguta-Mutsaba, Stend matope-Esikholobe-Epnag'a, Mwisebelo-Mundoli-Musikulu, Eluhobe-Ebukhwiti, Emakakha-Wamuhila-ilungu road, Emuhondo-Musimbi-Ematsuli, Kwa Sammy-Proposed hospital-chief, Emanyonyi-Mumboko, New Apostolic-Mulimani, Kwa Jairo Ayoti-Sally Angote, Emukangu-kwa chief, Mukhombe A-Eburnangwe sublocation, Kwa Saulo-kwa Omulama mayende roads
		<ul style="list-style-type: none"> Tarmacking of Kilingili-Mukhombe, Ematsuli-Kwhirumbi and Abukuse-Tianyi, Esibuye-Mwiwala-Eburnangwe, Emakakha-Eburnangwe-Emmanyonyi, Ebusiloli-Eburnangwe-Emakakha-Ilungu, Ematsuli to St. Bakhitus, Esibuye-Mwitukho-Eburnangwe-Emunichia-Ikumu-Mbale road
		<ul style="list-style-type: none"> Opening of Ebuchelo-Esiambuyu-Emala salvation army, Esibuye-Esiakhupa, AIC Esibuye-Wacholo-Mukhombe, Mawe tatu-Musitiyi-Mukhombe, Esibuye CoG-Mawe Tatu, AIC Ebukholi-CoG esibuye, Musiabala-Mbihilo, Eluhobe-Emmukunzi, Eluhobe-Mulwole-Emuhaya, Mwitukho-Mulimani-Esiarambatsi-Mumboko, Eluyeka-Mumboko, Eluyeka-Ikumu
		<ul style="list-style-type: none"> Completion of Wamukhwana bridge Construction of Wamwila and Musiabala, Muluchele, Mumboko bridge and Emakakha-Ebusiloli, Esalusu bridge
		<ul style="list-style-type: none"> Street lighting from Stend Matope- Hobundienyi and Ematsuli health centre
ICT	Untapped ICT potential	<ul style="list-style-type: none"> Establishment of an ICT centre at Esibuye primary, Ilungu, Mulimani Establishment of an ICT HUB at Assistant chief office and Ematsuli secondary Installation of WIFI at Eburnangwe, Emurembe, Mulimani, Ikumu and Eluyeka
Commerce, Tourism, Industry and Cooperative	Poor market infrastructure and enterprise development	<ul style="list-style-type: none"> Construction of modern market, eco toilets, footpath at Kilingili market Construction of modern modern market at Mulimani, Emakakha, Ilungu, Mwilonje, Mukhombe, Emara and Esibuye Construction of modern toilets at Ilungu, Emakakha, Mwilonje market Construction of modern market, shade and toilet at Emakakha Construction of modern storeyed building at Ebusiratsi market Install floodlights at Ilungu, Emakakha, Kilingili market, Emala, Wamihanda, Mwilonje, Ebusiratsi H/C, Ematsuli and St. Bakhitas roads Sinking of borehole at Ebusiratsi market Advance loans to small scale traders
	Poor industrial promotion	<ul style="list-style-type: none"> Establishment of pottery industry in the sub-location
	Weak cooperative	<ul style="list-style-type: none"> Capacity build residents on cooperative movement

Sector	Key Development Issue	Proposed Intervention/Program/Project
	movement	<ul style="list-style-type: none"> Form agriculture cooperative society Establishment of bee keeping cooperative society
Health	Access to health services	<ul style="list-style-type: none"> Completion of Wamihanda health centre Establishment of health facility at Kilingili market, Ilungu Construction of male ward and incinerator at Ebusiratsi H/C Purchase of land and construction of a dispensary at Emakakha Equipping of the dispensary with medical commodities and personnel Construction of maternity unit, toilets, incinerator, Equip a laboratory and fencing, electricity connection and water at Ematsuli dispensary Purchase of land and construction of health facility at Emakakha, Mukhombe and Ebulamba village Purchase land, staffing, construction of male/female ward, installation of high mast floodlight and sinking of borehole at Esiarambatsi H/C
Education	Access to pre-primary	<ul style="list-style-type: none"> Construction of ECDE at Kilingili, Esibuye, Ibbitsi, Ikumu, Eluyeka, Ilungu, Emuhondo, Mwituha Emusutswi, Mukhombe, Ebusiloli, Esiakhupa, Emurembe, Ebulamba and Ebukhuliti primary Employment of more ECDE teachers Establishment of an ECDE feeding programme Renovation and equip Eluhobe, Ebulanangwe and Ematsuli ECDEs Provision of furniture, teaching/learning materials in all ECDEs
	Access to Vocational education training	<ul style="list-style-type: none"> Construction of VTC at Musiloli in the ward Increase bursary and scholarship
	Low literacy	<ul style="list-style-type: none"> Construct and equip of a library next to Mukhombe primary
Public Administration and International Relations	Access to government services	<ul style="list-style-type: none"> Construction of assistant chief office Construction of ward administrators office Establishment of village administrative units Capacity building of members of public on PFM
Social Protection, Culture and Recreation	Sports and talent development	<ul style="list-style-type: none"> Construction of playground at Eluhobe primary Initiate ward talent search and facilitate ward sports tournaments Construction of stadium at Ebulanangwe Improvement of sports grounds in all public schools Establishment and equipping of talent centre at Ebulanangwe
	Culture and recreation	<ul style="list-style-type: none"> Construction of stadium at Ebusiratsi Promote cultural events in Emurembe
	Poor social protection	<ul style="list-style-type: none"> Construction of rehabilitation center at Ebusiratsi Construction of children home at Ebusiratsi Construction of rehabilitation and rescue centre at ilungu Establish widows and PWDs fund Establishment of GBV rescue centre at Echichibulu
Environmental Protection, Water and Natural Resources	Inadequate access to clean water	<ul style="list-style-type: none"> Protection of water springs in the entire ward (Wamukhojela, Emusenjeli, Esikuku, Elunyenya, Emulobi, Mundoli, Asimuli, omole and Esiakhupa) Undertake water piping from Ebulanangwe to Emusutswi and Kilingili. Drilling of boreholes Ebusiratsi market/health centre Water reticulation from Ebulanangwe to Esibuye sub-location, Esibuye primary and Emakakha market

Sector	Key Development Issue	Proposed Intervention/Program/Project
		<ul style="list-style-type: none"> Development of a water reservoir at Ebukhunza Renovation of Mundoli water project Renovation of boreholes at Ematsuli and Eluhobe primary Promote water harvesting in all primary schools Extension of Eburnangwe water supply to Emurembe sub-location
	Increasing environmental degradation	<ul style="list-style-type: none"> Funding youths for tree planting Planting of eco-friendly trees and fruit seedlings Plant indigenous trees on water catchment areas Development of bamboo tree nursery at ilungu Filling of abandoned quarries and fencing Woparia village 2, Mukhombe A and B
Governance, Justice, Law and order	Inadequate access to justice and increasing insecurity	<ul style="list-style-type: none"> Construction of Emuhaya law courts at Ebusiloli Undertake public sensitization of laws and policies passed by county assembly Construction of chief and assistant chiefs office in Eburnangwe Construction of a police post in Eburnangwe Construction of police post next to Emuhaya law court Mwilonje

LUANDA SUB-COUNTY

Sector	Key Development Issue	Proposed Intervention/Program/Project
LUANDA TOWNSHIP WARD		
Agriculture Livestock and Fisheries	Low crop production	<ul style="list-style-type: none"> Farm input subsidy program (Seeds and Fertilizer) Soil sampling and Testing Recruitment of more extension officers Monitoring and evaluation of agriculture related programmes Establishment of agricultural Centre of Excellence Value addition on onions, bananas, fish, watermelons, kales and pepper in Ebusikhale Establishment of an irrigation scheme in Ebusikhale Construction of cereal stores, food storage and drying facilities in the ward
	Low livestock production and productivity	<ul style="list-style-type: none"> Distribution of Dairy cattle to farmer groups Promotion of pigs rearing Distribution of incubators and locally improved chicken to farmers Distribution of hives to bees keeping farmers in Ekamanji Provision of artificial insemination services Agricultural pest and disease control
	Low fish production	<ul style="list-style-type: none"> Land for fisheries to be utilized at Nasib River and Mulwakhi
Lands and Physical Planning	Poor land management and tenure system	<ul style="list-style-type: none"> Acquisition of land for construction of health facilities, expansion of Ebusiralo VTC, construction of a TVET in Ebusiralo Acquisition of title deed for Ekamanji dispensary The county government to offer free title deeds
Transport and Infrastructure	Poor road infrastructure	<ul style="list-style-type: none"> Opening of Jared Ngolo road; Albert- African –Israel Nineve road; Albert- Sucha road; Nganyi- Opati- Aringo, Ebwatsi- Mwinywelo- Epanga, Ongonda- Mwinaya, Epanga dispensary- Emukusa, Ebusokho PAG- KwaTate- Martin to Opuya, Old slaughtertr- Mwinaya, Ebusaka- Ebwitala roads

Sector	Key Development Issue	Proposed Intervention/Program/Project
		<ul style="list-style-type: none"> Construction of bridges: Butiko, Emakanji-Ematioli, Okonji, Ongonda- Mwinaya, Emayoka –Ebwitele, Desert, Mundika, Mbatu and Obuya bridges
		<ul style="list-style-type: none"> Maintenance of Big Ben –Emusire, Mwitabi- Emukusa, Baraka-PAG, Omwilo-Epangadisdispensary-Mulwakhi, Epanga-ODM, Mbatu roads
		<ul style="list-style-type: none"> Tarmacking of Majembe road
Housing and Urban Development	Land use and ownership	<ul style="list-style-type: none"> Undertake land clinics on matters of succession, ownership in the ward Survey and protection of public land
	Access to decent housing	<ul style="list-style-type: none"> Establishment of a social housing scheme
	Urban development	<ul style="list-style-type: none"> Building social halls, ICT centers, drainage system, Improved security lights and Recreational centers in Luanda municipality
ICT	Access to ICT services and training	<ul style="list-style-type: none"> Construction of ICT Centre at Ekamanji, Ebusiralo Establishment of a free computer Training College for secondary school leavers Construction of Huduma centre in Luanda
Commerce, Tourism, Industry and Cooperative	Weak trade promotion	<ul style="list-style-type: none"> Construction of Modern market, Storey Omena market tarmacking, Installation of more flood lights in Luanda market Bus park to be relocated Construction of Juakali shed in Luanda Fire fighter stations to be established in Luanda Establishment of parking stations for personal vehicles and motorcycles in Luanda Reduce cost of licensing Increase allocation of trade empowerment funds
	Industry promotion	<ul style="list-style-type: none"> Promotion of Hand craft and Brick making Industries in Ekamanji
	Cooperatives development and management	<ul style="list-style-type: none"> Capacity building of existing cooperatives and registration of new cooperatives Establishment of cooperatives fund kitty
Health	Access to quality health services	<ul style="list-style-type: none"> Renovation, construction of maternity wing, connection of electricity, drilling of borehole and fencing of Ekamanji dispensary Construction of Public health offices in Ekamanji sub location Recruitment and empowerment of CHVs Provision of adequate medicine and enough staff Procure of ambulances at Mumboha dispensary Introduction of NHIF Services Construction of a health facility at Ebusaliro sub location
Education	Access to Early Childhood Development education	<ul style="list-style-type: none"> Acquisition of land and construction of 4 ECDE Classrooms in Ekamanji Sub location Equipping of existing ECDEs Introduction of feeding program Recruitment of more ECDE teachers Construction of ECDE classrooms in all primary schools Completion of Ebusaliro ECDE
	Access to quality vocational education	<ul style="list-style-type: none"> Provision of incentives to instructors in TVETs in Mumboha Construction of resource centres Buying of land, construction of twin classroom,dormitory,

Sector	Key Development Issue	Proposed Intervention/Program/Project
		installation of floodlights, fencing at Ebusaliro VTC
Finance and Economic planning	Weak public finance management	<ul style="list-style-type: none"> • Devolving of Licensing offices • Establishment of ward development funds • Automation of revenue collection
Public administration and International Relations	Access to government services	<ul style="list-style-type: none"> • Construction of assistant chiefs offices at Ebusikhale • Construction of MCAs, Ward administration offices, Village administration • Establish village administrative units and councils
Social protection, culture and recreation	Weak social protection	<ul style="list-style-type: none"> • Establishment of rescue centre at Ekamanji • Purchase of land for construction of rehabilitation centres for street children, drug addicts, Sarcastic centre
	Sports promotion	<ul style="list-style-type: none"> • Construction of more sheds, sanitary facilities in Mumboha stadium • Promotion of sporting activities • Nurturing of talents through establishment of ward based tournaments
	Cultural heritage	<ul style="list-style-type: none"> • Establish cultural centres
Environmental Protection Water and Natural Resources	Access to clean and safe water	<ul style="list-style-type: none"> • Protection of Water catchment at Nasibi power distribution lines • Completion of Ebusaliro primary borehole • Protection of water springs (Jared, Amwayi, Akumu, Washington and Crayo springs) • Construction of water reservoir
	Weak environmental conservation	<ul style="list-style-type: none"> • Promote tree planting programme • All river banks and water catchment areas to be protected • Establishment of a dumping site in Luanda
Governance Justice Law and Order	Increasing insecurity and access to judiciary	<ul style="list-style-type: none"> • Police station at Ebusaliro Chiefs office • Floodlights in all learning institutions at Ebusaliro, Chiefs Camp • Construction of assistant Chiefs office at Ekamanji • Government to devolve civil registration at the sub county level
WEMILABI		
Agriculture livestock and Fisheries	Low crop production	<ul style="list-style-type: none"> • Provision of subsidized fertilizers and certified seeds • Enhanced extension services • Soil Testing • Capacity building farmers of coffee and cocoa farming • Construction of an Agricultural Training centre • Promotion of Africa leafy vegetables • Expansion of wemilabi/Central Bunyore irrigation scheme • Promotion of French beans, tissue culture banana farming in Esianda • Provision of green houses in Esianda
	Low livestock production	<ul style="list-style-type: none"> • Distribution of dairy cows, goats and locally improve chicken to farmers • Introduction of hatcheries and incubators • Control livestock pests and diseases • Provision of subsidized artificial insemination services • Promotion of Pig farming, Apiculture promotion in Ebukhubi • Promotion of tissue culture & African leafy vegetables in Ematibini • Upgrading and maintenance of Esiondo cattle dip • Construction of slaughter house in Wamasiole (Musilundu)

Sector	Key Development Issue	Proposed Intervention/Program/Project
		market
	Low fish production	<ul style="list-style-type: none"> Revive fish Economic stimulus programs Extension knowledge on fish farming Establishment of fish feed factory in Ebukhubi Provision of fingerlings and fish feeds to farmers Construction and protection of fish ponds
Lands and Physical planning	Land management and tenure system	<ul style="list-style-type: none"> Purchase land for the establishment of Esirabe secondary school, Esirabe ICT Centre, Ebukubi ATC, Esikulu market, ward administrator office, Esianda chiefs offices, Esianda market stalls Ease the process of issuance of title in the ward Undertake Land clinics across the ward Fencing of Musilundu/Mukhole Land Parcel 796KKG, Emusenjeri dispensary
Housing and development	Access to decent housing	<ul style="list-style-type: none"> Roll out Social housing scheme across the ward Establishment of cheap and affordable housing scheme Installation of street lighting from Emuhaya to Esibuye
Transport and infrastructure	Poor road network and interconnectivity	<ul style="list-style-type: none"> Maintenance of Esirabe- Emunyenyi, Essong'olo- Esirabe, Khusiraeli-Mbwali, Mbwali-Munjokha, Pink house Mmusianda, Esirabe-Magada, of Esimuma-Murembe Emakumba road, Esiamblae-Munyenyi road, Ebusiloli-musinaka pri –Onoka road, Musilundu-Etubakwa – Esirabe, Magada-Ivanga, posta-Ebulonga primary, Loya road, Dairy meal-Ebuluye-Emuhaya-DC, Atoli-Emutslwa, Emusenjeli-Elukunza- Ibbubi, Itabalia- Mulucheo-Ebwali, Esianderema-Elianzukhi, Emutsalwa COG-Bsh Nancy Private Sch, Emusennjeli- Gedion –Habalia, Essong'olo –Habalia, Essong'olo-Mwitoko, Essong'olo Mwandati-Essong'olo-Belia bridge, Wamasiolo, Esiembero-Munjina road, Musilundu market-Musitinyi, Musilindi market-Watelo roads Construction of Mmulukhumbi, Munjokha, Emunyenyi, Pink house, Esirabe-mbwali (Muluyu), Okonda, Achinga, Mwiboma bridge in Obutabwa village, Emusenjeli-Wandeché, Emusenjeli-Elukunza, Weimbilia bridge, Essong'olo –wandeché, Musolongó –Indai, Wagideon, Elucheo, Kwa Belia, Andwati-Musitinyi, Itabalia-Esianda, Esianda-Pink house, Esianda-Ivumbi, Esiandukusi-Esada bridges, Munjina-Esiembero bridge, Musilundu-Musitinyi bridge, Musitinyi-Itabalia bridge, Musitinyi-Essong'olo bridges Provision of flood lights in Esirabe, Ebukhubi Opening of Omuka-Ekhuya, SDA church- Musikokholo, Achinga-Jonias-Ombisi, James Olusla-Esabwali road, Ebusratsi special school- mwitate, Khamati – Masaba, Osale road, Ematioli-Ekwanda, khusikulu-MMbale-Wateto, Olukune-Elukhombi-Essong'olo Tarmacking of Khusikulu-Magada road
ICT	Access to ICT services	<ul style="list-style-type: none"> Establishment of an ICT centre in every sub location Construction of a library Ict Centre and recreational centre in Ematibini Equipping of ICT Centre with smooth learning and Free wifi Construction of a resource Centre at Essong'olo Extension of fibre cables to all markets
Commerce,	Poor market	<ul style="list-style-type: none"> Construction of a market centre in Ebukhubi sub location

Sector	Key Development Issue	Proposed Intervention/Program/Project
Tourism, Industry and Cooperative	infrastructure trading environment and access to credit	<p>and upgrading the existing shopping centre(Irumbi), Musilundu and renovation of Magada marke</p> <ul style="list-style-type: none"> • Reduction of rates,licence fee and ease of acquiring licences • Installation of high mast flood lights magada mkt and Mukhole mkt • Acquisition of land for establishment of an open air market at Ematioli, • installation of a high mast flood light in Ebulonga market, Essong’olo, Emusenjeli, Habalia and Wandeché • Expand the trade empowerment fund • Construction of Wemilabi-Khusikulu market, Essong’olo • Implementation of last mile connectivity and additional transformer at Esiandukusi
	Industrialization	<ul style="list-style-type: none"> • Acquisition of land for establishment of Rock mining plant
	Weak cooperative movements and management	<ul style="list-style-type: none"> • Promotion of formation of saccos • Capacity building exinsting dairy cooperatives like dairy cooperative • Sensitization to farmers on formation of cooperatives • Development of a mini dairy cooperative • Promote Value chain addition of local vegetables
Health Service	Access to quality health services	<ul style="list-style-type: none"> • Construction of a dispensary at Mbwali, Irumbi, Esiandukusi, • Construction of maternity unit at Esianda dispensary • Upgrading Emusenjeli and Musitinyi dispensaries to health centre • Equip and staffing of health facilities • Employ more health workers and CHVs • Consistent drug supply in facilities • Implementation of universal health care to all the residents • Construction of modern theatre at Emuhaya hospital • Construction of a medical training centre
Education	Access to quality pre-primary education	<ul style="list-style-type: none"> • Completion/renovation of Esirabe, Ebusiratsi and Musitinyi ECDE classroom • Construction of ECDE classroom at Esirabe, Esiembero, Ebulonga, Esiamarwi, Ebbiba, Emusenjeli, Essong’olo and all primary schools in Wamasiolo sub-location • School feeding programme to ECDE Children • Recruitment of more ECDE teachers • School feeding programme to be rolled out • Financial Support to Esirabe special unit • Construction of sanitary facilities to all ECDEs • Provision of Learning materials to all ECDEs
	Education access	<ul style="list-style-type: none"> • Expansion of bursary and scholarship program
	Access to vocational education	<ul style="list-style-type: none"> • Construction of additional classes in TVET institutions, abolition block and kitchen, masonry workshop, connection of electricity and Equipping all TVETs • Recruitment of more instructors • Registration of Ebusiratsi VTC • Acquisition of land for the construction of VTC at Ematibini • Construction of Emusenjeli, Mwitoko VTC

Sector	Key Development Issue	Proposed Intervention/Program/Project
	Primary and secondary infrastructure	<ul style="list-style-type: none"> Construction of a water tank at Ebubayi sec school Acquisition of land for expansion of playground for Esiamarwi
Public Administration and International Relations	Access to government services	<ul style="list-style-type: none"> Construction of chief s offices Establishment of village administration offices Purchase of land and construction ward administration offices
Social Protection Culture and recreation	Sports promotion	<ul style="list-style-type: none"> Expansion of Sports fund Upgrade Ebubayi/Esiembero, Essongolo, Ebusiratsi and Ebulonga playgrounds Organization of ward tournaments
	Social protection	<ul style="list-style-type: none"> Construction of a Social hall in the sub location Acquisition of land, construction of a rehabilitation centre Promotion of registration of S.H.G, C.B.Os, F.B.Os and financial assistance to the organizations Construction of rehabilitation/rescue centre at Essong'olo
	Culture and recreation	<ul style="list-style-type: none"> Construction of a recreational centre Construction of a children and youth talent centre Conducting of cultural festival at ward levels
	Youth empowerment	<ul style="list-style-type: none"> Implementation of youth empowerment programs
Environment Water and Natural Resources	Access to clean and safe water	<ul style="list-style-type: none"> Protection of all springs in the Ebukhubi sub location, Drilling and equipping borehole at Musinaka Primary school, Khusikulu, Esiandukusi and Ebbiba and Muluhya COG Installation of water storage tanks in ECDEs & TVET institutions, Wemilabi, Essong'olo Extension of Maseno water supply mainline to Esianda sublocation
	Environmental conservation	<ul style="list-style-type: none"> Supply of indigenous tree seedlings Establishment of a community tree nursery and fruit nursery at Ematioli Upscaling afforestation program
Governance Justice Law and Order	Governance and rising insecurity	<ul style="list-style-type: none"> Sub division of Esirabe sub location into two sub locations Construction of a police station at Musilundu mkt, Khusikulu, Emutsalwa Empowerment of council of elders in Ebulonga sub location Construction of chiefs and ass chiefs camp at Emutsalwa, Esianda
Finance and Economic planning	Financial management	<ul style="list-style-type: none"> Create ward development fund Reduction of rates, licences and taxes Revenue automation Sensitization of the public on revenue and taxation
MWIBONA WARD		
Agriculture, livestock and fisheries	Low crop production	<ul style="list-style-type: none"> Provision of subsidized fertilizer Promotion of African Leafy Vegetables Establishment of an Irrigation scheme Recruitment of more Agriculture extension officers Pests and disease control
	Low livestock production and productivity	<ul style="list-style-type: none"> Recruitment of more livestock extension officers Emululu cattle dip to be renovatete and well equipped Capacity building farmers on farming techniques Creation of artificial Insemination Centres

Sector	Key Development Issue	Proposed Intervention/Program/Project
		<ul style="list-style-type: none"> • Distribution of improved cattle breeds • Provision of artificial insemination at subsidized prices • Establishment of a bull skill in Mwitubi
	Fisheries Development	<ul style="list-style-type: none"> • Construction of fish ponds • Provision of fish feeds, fingerlings • Establishment of ready markets • Supply of fingerlings in the following fish ponds; Matende fishponds and Amukoa Jackton Ombino
Lands and physical planning	Weak Land ownership and land use	<ul style="list-style-type: none"> • Provision of title deeds in the entire ward • Acquisition of land for expansion of expansion of Puche market • Purchase of land for resource centre in Ebutanyi • Devolve land offices to the subcounty level
	Urban development	<ul style="list-style-type: none"> • Tarmacking of feeder roads within our Luanda municipality • Street lights on Mwibona-Rabour-Kona kodemba • Enhance drainage centres at Mwibona market • Upgrading of Puche market to an urban centre
	Access to decent housing	<ul style="list-style-type: none"> • Construction of houses for the most vulnerable within Ebutanyi • Building of servant quarters within the municipality • Construction of decent and affordable houses in Esiandumba
Transport and infrastructure	Poor road network and infrastructure	<ul style="list-style-type: none"> • Opening of roads: Elukala-monyelo, Oweka –Pete, Khusiututu-Mulanyele, Khusiututu PAG-Nyambura-Angago-Alex-Noah road/foot bridge, Ambulinyonga-Amanga-Abel, Mwituble nursery-Ondiko, Sijenga road, Mukhalakhala-Ematete roads
		<ul style="list-style-type: none"> • Construction of Josek Elukula –bridge- Konakombwaki road Ebutuku-Israel-Jeshi la Wokovu bridge, Angango-Andali, Obilo-Abwao, Khusiututu-Munungo, Mulwanyele, Khusiututu-Munungo bridge, Oweka –Pete foot bridges, Mukhalakhala-Ematete bridge, Mukhwana –Emusoli bridge
		<ul style="list-style-type: none"> • Installation of highmast floodlights: Esiandumba junction, Maembe tatu, Elukala centre ACK, Rabour, Jeshi-Imonyelo
		<ul style="list-style-type: none"> • Maintenance of all roads in Esiandumba sub location, Odunga-Emululu primary, Emumbia-Emululu, Esibeye-Okonda-Makucha, Libuko-Khumba-Esibeye girls, Anjichi-Esitutu • Tarmack Maseno-Ebusyubi road
ICT	Access to ICT services	<ul style="list-style-type: none"> • Construction of an ICT centre at Esiandumba • Ebutanyi resource centre to be build and well equipped • Computer training to be enhanced at the resource centre • Purchase of land ,construction and equipping of a resource centre in Mwitubi • WIFI connections to secondary schools and the community • Construction of a resource centre in Ebutsimi
Commerce, Tourism, Industry and	Poor trading environment	<ul style="list-style-type: none"> • Construction of modern stalls at Mwibona, Puche, Rabuor market • Construction of bodaboda shades in mwibona, Puche • Construction of toilets at Puche market • Establishment of trade enterprises to boost small business • Drainage of Puche market • Review trade licences fees • County trsde fund to be enhanced and allocated to all

Sector	Key Development Issue	Proposed Intervention/Program/Project
		<ul style="list-style-type: none"> applicants Revamp of Ebutanyi open air market for animal feeds(CDDC Mwibona) Establish Open air market at Epuche Purchase of land and establishment for a local market place at Mukhalukha
	Poor industrialization promotion	<ul style="list-style-type: none"> Establishment of a processor for hides and skins for shoe manufacturing in mwitubi
	Weak cooperative movement and management	<ul style="list-style-type: none"> Provide education on establishment of cooperatives Registration of cooperatives societies dealing with different products Enhance access to credit and savings scheme
Health	Access to quality health services	<ul style="list-style-type: none"> Construction of Esiandumba health centre Increase supply of drugs and employ more health workers Fencing, Construction of gate, Laboratory, complete Maternity wing and installation of security lights at Ebysubi dispensary Upgrading of Ebysubi dispensary to a health centre Construction of a health facility at Munungo Construction of Ebutanyi dispensary on parcel land number 312 Employment of CHVs and be equipped Undertake anti-Jigger campaign in Ebutanyi Maternity wings to be open 24 hrs at Ebysubi and Ebwiranyi Provision of ambulances to the ward,Ebysubi health centre Purchase of land, Construction of wards at Ebwirenyi dispensary and upgrade to health centre
Education	Access to quality pre-primary education	<ul style="list-style-type: none"> Employment of ECDE teachers Construction of ECDE classrooms at Esiandumba, Ebysubi, Munungo, Ebwiranyi, Ebukuya and Emutsuru primary Provide school feeding program for ECDE Provision of water and sanitation at Mulwanda primary Provision of enough learning materials in all ECDEs Provision of enough desks to preschool learners
	Access to primary and secondary education	<ul style="list-style-type: none"> Feeding program to Ebysubi secondary,Ebysubi primary and Munungo primary
	Low access to vocational education	<ul style="list-style-type: none"> Establishment of vocational training centre at Ebutanyi Purchase of land, Construction of a kitchen, administration block, classrooms and recruitment of instructors in Mwitubi VTC
Public Administration and international relations	Access to government services	<ul style="list-style-type: none"> Establishment of village administration offices Purchase of land for construction of ward administrator office in Mwitubi
Finance Economic planning	Financial management	<ul style="list-style-type: none"> Automate collection of revenue Establishment of county empowerment fund
Social protection, culture and recreation	Sports and talent development	<ul style="list-style-type: none"> Establishment of sporting centre at Esiandumba primary County to fund talent academic centre
	Cultural heritage	<ul style="list-style-type: none"> Building of cultural centre/site in Ebutsimi

Sector	Key Development Issue	Proposed Intervention/Program/Project
		<ul style="list-style-type: none"> Finance and policy implementation for council of elders to enhance culture Youth talent competition to be held annually All shrines to be protected(Omumbwa shrine)
	Weak social protection	<ul style="list-style-type: none"> Establish a cash transfer scheme Establish a rehabilitation centre
Environment, Water, Energy protection and natural resources	Access to clean and safe water	<ul style="list-style-type: none"> Supply of piped water within Esiandumba area Drilling of boreholes at Ebusyubi dispensary Khusitutu PAG and Munungo and piping Protection water springs (Areka, Ojili, Abanda, Amayi, Obilo, Osimbi, Enock Siebisa, Mulwanda and Hongo springs) Supply of water within the Emululu vocational training centre Extension of water project(Maseno-Ematete to the rest of the community) Upgrading of Mukhwana water spring to a piped water scheme
	Environmental protection	<ul style="list-style-type: none"> Undertake Soil erosion control (Waluka village) Planting of indigenous trees Planting environmental friendly trees on reperian land and public schools Set aside a tree planting day in Ebutanyi
Governance Justice law and order	increasing Insecurity	<ul style="list-style-type: none"> Establish police post at Mwibona Subdivision of Esiandumba sublocation Expansion of Ebusyubi police post through housing Establish a prison at Ematete Street lights from Luanda to Mukhalakhala, Ebukuya complex Police post at Emakunda village
LUANDA SOUTH		
Agriculture, livestock and fisheries	Low crop production and productivity	<ul style="list-style-type: none"> Distribution of African leafy vegetable seeds, tissue culture banana in Ebusalu, sunrise, Kayila Roll out farm input Subsidy program Establishment of an iirigation scheme in Sunrise sub location Promotion of soil sampling and testing in Kayila, Ebwiranyi sub-location Establishment of a cereals collection centre at Papkomoro Establishment of greenhouse farming practices in Mwilala village Undertake Irrigation programme in Mwituko Help in eradication of Kayongo Construction of a water dam for irrigation in Esikomoli Adoption of drought resistant crop varieties in Esikomoli Green houses farming promotion in Esikomoli
	Low livestock production and productivity	<ul style="list-style-type: none"> Poultry farming promotion, provision of bee hives Establishment of bull scheme per sub location and Upscale AI services Undertake livestock Extension services Distibution of Dairy cattle, Pig and Rabbit rearing promotion in Sunrise, sub-location Spray race at Papkamoro Distribution of dairy cattle, goats in Kayila sub-location Establishment of a cooling plant at Papkamoro

Sector	Key Development Issue	Proposed Intervention/Program/Project
		<ul style="list-style-type: none"> • Distribution of napier splits,desmodium,Molato,Bracharia and desbania seeds and splits • Revival of the Emmaloba/Ebwivayi cattle dip
Physical Planning Lans and Housing	Poor land ownership and utilization	<ul style="list-style-type: none"> • Acquisition of land for construction of a health centre at sinamutu area, TVET at Esere, dispensary in Sunrise • Facilitate acquisition of tittle deeds for Maseno vocational, Esibembe & Emmaloba Primary and secondary school Esbembe, Ochwore dispensary, Emmaloba market • Ease the process of acquisition of title deeds • Carry out more land clinics
	Unstructured development and drainage issues	<ul style="list-style-type: none"> • Erection of pavements, construction of gabions to control erosion in Kayila • Standardization of Kamoro playground and Kamoro market
	Access to decent housing	<ul style="list-style-type: none"> • Construction of housing estates within the ward • Construct houses for Ochwore health centre staff
Transport and infrastructure	Poor road network and infrastructure	<ul style="list-style-type: none"> • Opening up of Esinamutu-Olang-Mukhalakhala road, Sunrise-Mwiyekho, Kwiliba road-Robert Abanda-Awere, Apudo – Olubayo-Luane, Omuchele-Ong’ayo, Okuyi Omulele-Ayoro, Okolo-Khusiku, Odero-Nyunye, Ogaye-Oinga-Mulala, Gaalaya Ochwore roads • Maintenance of Musungi- Oduval Hoka Booker road, Haru- Ngota- Okinda –Okusi- Mike Aoko, Ondeko- Osigo- Okata – Ezekiel, Ambuka-Imende- Okana-Otenyo, Odari-Seka- Kombewa, Kuya-Esibembe PAG, Esibembe- Hmbumwe- Okondo, Booker-Jateri-Seka, New Apostolic church- Odari Road, Ojeva-Omeri, Mukhuyu –Ojiambo-Sunrise road:Amasa-Murram-Obanda road:Mchimoti-Muluyia road:Sunrise-Munala-St Andrews, Khusieng²- Butamu, Konambaya-John-Opati, Komoro-Abala-maboha, Andiwo-otieno-Okumun, John-sulume-PAG Ebumbayi, Nyanyendo river-Odukhoro, Oyusi-Osiosela-Komoro, Munanguba-Aganda-Ambiti; Abonga-Okandi; Kwilliba-Osoko-Galo, Mwilala-Solomon Aluko, Eniang’o- Achichi, Muya-Okili, Omulo-Esitsimi-Bwayo, Alifayo-Ngutu-Buradi-Okwemba, Alulo- Mukhalakhala, Buradi-Imbukwa Damari-Imbukwa, Muya –Majimbo-Okili rd,Biayo- Omullo, Odinga-On’ayo, Muya- Buradi-Okwemba- Mukhalakhal, James Atundo- Mukhalakhala, Ong’ong’o- Atulko-Amere-Oginga-Johana-Kwiliba, Emmaloba-Otunga, Joel Masatia bridge-Harrison Chetii road, Amwabia bridge- Amwabia steam, Bishop Okech-Mwambwa charks, Joshua Amokonyi-Ekwanda health centre, Nandwa-Ebusamba primary school, Otieno brideg on Joshua Amukonyi -Ekwanda health centre, Mwangu Jaringo-Olilo-Obura spring-Oluyo-simeon road,Zedekiah-Taliban-Nyambezi-Harod-Shosho-Okwaro-Ombima rd,Ombok-Opollo-Awachi roads • Tarmacking of triple T-Esinamutu-Sunrise, maseno-Olang road • Construction of Mulwanda-Ojiambo-Martin Echenje bridge, Sunrise –Muyekho bridge(1), Olalo, Kowele, renovation of nyanyendo river bridge, Ayoki road-Saint Foal Ebwanji bridge, Ongwaye-Papkomoro-Ebumbayi road(trhough Legio Maria), Munaguba bridge, Okandi, Mwilala,

Sector	Key Development Issue	Proposed Intervention/Program/Project
		<p>Bwoto,Anjichi,Okili,Imbukwa Ndere,and Odero, Oinga bridge, Arubula bridge, Okore bridge, edekiah okutu, Ogaye outa-Sussy Mukonda bridges</p> <ul style="list-style-type: none"> • Installation of high mask floodlight at Emukhuyu-Esinamutu area, Depo market
Commerce, Tourism, industry and Cooperative	Poor market and trading infrastructure	<ul style="list-style-type: none"> • Construction of a market Centre at Mukhuyu • Construction of bodaboda shade at Esinamutu and Mukhuyu • Floodlight at Komoro market,Daraja kodondo, Papkatera, konambaya, kamaboli junction, Kwiliba, Mwilala, Emmaloba and Khusikulu • Construction of modern market at Ekwanda, emmaloba • Acquisition of land for establishment of a market centre at Mwitako
	Access to credit facilities	<ul style="list-style-type: none"> • Disbursement of business loans and grants to registered groups • Expand trade empowerment fund-Granst to individuals and groups • Reduces the cost of business permit acquisition
	Industrial promotion	<ul style="list-style-type: none"> • Quarrying ballast at Ebuahayo area • Establishment of water bottling plant at Khusikulu Village
	Cooperative development and management	<ul style="list-style-type: none"> • Sensitize and assist in cooperative registration • Establishment of Ebumbai welfare sacco and fisheries/farmers sacco at Kayila • Support cooperatives movement I.e Ekwanda Housing and LUSNB Dairy • Introduction of farmers cooperatives • Capacity building for the cooperatives • Acquisition of milk containers/coolers
ICT	Access to ICT Services	<ul style="list-style-type: none"> • Construction of ICT Community resource centre at MVTC • Constuction of an ICT centre in Kayila ,Ebwiranyi • Acquisition of land and Construction of ICT resource Centre at Mwitako sub location
Health	Access to health services	<ul style="list-style-type: none"> • Construction of health centre at Esinamutu, Sunrise, Komoro, Kayila • Provision of sanitary towels to teenagers and school going girl children • Recruit and equip CHVs • Acquisition of land for construction of Mwilala dispensary • Continous Supply of drugs to health facilities • Procurement of an ambulance for the ward • Employ more health staff across the ward • Purchase land, Construct a borehole, staff quarters, laboratory, fencing, put up maternity, rovide ambulances for Ochwore health centre • Assist the old and vulnerable by acquiring NHIF cards
Education	Access to pre-primary education	<ul style="list-style-type: none"> • Construction of ECDE classrooms at Ebusamba, Kwiliba, Khumuseno, Esinamutu and Ochwore Primary school • Recruit more ECDE teachers • Feeding program,e to primary and ECDE • Acquisition of land for construction of MwilalaECDE Classroom
	Access to vocational education	<ul style="list-style-type: none"> • Purchase land and build TVET at Esere • Maseno VTC to be upgraded and construct modern dining hall • Construction of a polytechnic at Ebumbayi

Sector	Key Development Issue	Proposed Intervention/Program/Project
		<ul style="list-style-type: none"> Acquisition of land for construction of a TVET centre in Ebwiranyi and Emmaloba Expansion of the bursary scheme
	Access to primary and secondary education	<ul style="list-style-type: none"> Construction of secondary school at Esibembe Construction of an administration block at Embumbayi and Kayila primary schools Establishment of Khumuseno Sec School
Public Service Administration and International Relations	Access to government services	<ul style="list-style-type: none"> Acquisition of land and construction of ward administrators office at Ebwiranyi Establishment of village administration offices Acquisition of land for construction of MCAs in Mwitako Devolve development funds up to sub location level
Social Protection , Culture, Recreation and Tourism	Sports development	<ul style="list-style-type: none"> Organize ward tournaments on quarterly basis to tap talent among the youth Maintainance of Maseno school playground to a mini stadium Distribution of playing kits,balls and support to existing teams Levelling of Ebubayi primary school, Kwiliba playground
	Culture and recreation	<ul style="list-style-type: none"> Promotion of cultural activities Creation of recreational centres Buy land for construction of cultural halls in Emmaloba
	Weak social protection	<ul style="list-style-type: none"> Acquisition of land for construction of Social hall Establishment of youth, women and elderly fund
Environment Water, Energy and Natural Resources	Access to clean and safe water	<ul style="list-style-type: none"> Spring protection-Ojinjo, Kotia. Martin Echenje, Mukomari, Sirome, Andatia, Kajoli, Ong'ayo,Olilo, Nabakwe, Ngolo, Isiche,oluchiri, Ayuyo,Mwamba and Okore spring, Otieno Ambwaya springs Drilling and equipping of boreholes in Esabalu sub location, Papkomoro,PAG, Maseno VTC, Ebumbayi,Kadero, Ekwanda market, Ekwanda health centre Complete the laying of distribution line from Tripple T up to Esinamutu PAG Church Refilling/Backfilling of water bank at Esibembe Pipeline extension from Ekwanda to Papkatera and Ekwanda to Papkomoro Expansion of Nang'oli water supply Erection of a tank at Mwilala Planting of bamboo trees along river banks and water catchment areas Supply of water to Emmaloba primary and Ohwore dispensary Establishment of a piped water supply from Nang'oli springs Construction of water reservoirs for irrigation in Emmaloba Pipeline laying to supply water from Kayila
	Weak environmental managment	<ul style="list-style-type: none"> Reclaim Quarry At Ebhayo Provision of tree seedlings Provide extension services on soil erosion prevention
Governance Justice Law and Order	Rising insecurity	<ul style="list-style-type: none"> Construction of Chief s office at Esinamutu Construction of police post at Komoros and Mwilala
EMABUNGO WARD		
Agriculture,livestock and fisheries	Low crop production	<ul style="list-style-type: none"> Rolling out of farm input subsidy programme Capacity building farmers on farming practices Expansion of extension services

Sector	Key Development Issue	Proposed Intervention/Program/Project
		<ul style="list-style-type: none"> • Introduction of grafted fruit trees in Ebawali sub-location • Establishment of irrigation systems in Emabungo sub-location
	Low livestock production and productivity	<ul style="list-style-type: none"> • Provision of high quality livestock breeds • Subsidize feeds and farm chemicals • Capacity building of farmers on livestock farming • Subsidize veterinary services and AI services • Capacity building on bee keeping and provision of beehives in Ebuhando, Emabungo sub-locations • Provision of locally improved breeds of chicken • Renovation of cattle dip at Hobunaka • Revival of feeds processing plants at Eliangoma and Mustinyi NARIGIP project
	Low fish production	<ul style="list-style-type: none"> • Rehabilitation of existing fish ponds at Mwambemba, Ilulu, Ematsi, Muboto A and Khuluyia • Promotion of fish farming • Capacity building of fish farmers • Revival and upgrading of existing fish ponds in Ebusundi • Subsidize and distribute fingerlings and fish feeds
Land and physical planning	Weak land management and utilization	<ul style="list-style-type: none"> • Acquisition of land for expansion of Ebuhando and Emmatsi Secondary schools • Devolve land registry services at sub county level • Land banking • Roll out land clinics in the ward
	Urban physical planning	<ul style="list-style-type: none"> • Redesign Emabungo market
Housing and urban development	Access to decent housing	<ul style="list-style-type: none"> • Construction of shelters for vulnerables in the ward • Construction of affordable houses at Kima
	Poor urban infrastructure	<ul style="list-style-type: none"> • Provision of security lights from St Pauls ACK to the junction towards Esavalu, Kima and Ebusakami • Upgrading of kima market • Supply of electricity in Angai, Emmatsi and Esitsaba villages
Transport and Infrastructure		<ul style="list-style-type: none"> • Opening of Angai-Esitsaba dispensary, Emmatsi-Esitsaba-Majeno, Wanakhale-Wanjiki, Ebwali-Eskangu, Maseno-Etsaba dispensary, Ematsi secondary, Luanda CDF-Emanaka dispensary
		<ul style="list-style-type: none"> • Maintenance of Kima –Ebuhando, Kima-Emmatsi-Majeno, Ebuhando to Musunguti boarder road, St Marys –Emakakha, Iubi –Ebwali, Wanakhale –Esikangu, Asiongo, Enyaita –Ongwanyai
		<ul style="list-style-type: none"> • Construction of Anyangu, Ilulu, Eskangu and Tiko, kima-Hobunaka- Eliangoma, Revival-Emuchalala- Wanakhale, Waluka bridge, Hobunaka and Musitinyi bridges
		<ul style="list-style-type: none"> • Installation of floodlights at Ebuhando primary, Emmatsi secondary and Esitsaba dispensary • Installation of street lights from Kima-Ebuhando, Kima-Esitsaba through Emmatsi • Installation of a transformer at Mwabeba
		<ul style="list-style-type: none"> • Tarmac of St Pauls ACK-Emabungo-Ematsi-Kima road, Emabungo-Ebulako-Emutsa-Kima road
ICT	Access to ICT services	<ul style="list-style-type: none"> • Installation of network booster at St Marys Angai and Esitsaba dispensary • Construction of Computer labs at Ebuhando primary, Emmatsi

Sector	Key Development Issue	Proposed Intervention/Program/Project
		<ul style="list-style-type: none"> primary and Emmatsi secondary • Construction of resource centre at Mwambeba VTC • Construction of an ICT center at Emabungo • Installation of Wi-Fi in all primary schools • Introduce training of computer packages and free WIFI
Commerce, Tourism, Industry and Cooperative	Trade promotion	<ul style="list-style-type: none"> • Harmonize small business licensing • Provision of business loans and grants for small business people • Capacity building to small business traders • Construction of a boda boda shed at Mwambeba and Ebwali stage • Construction of market stalls at Ebwali market centre • Installation of floodlights at Ebwali junction • Installation of street lights at Ebwali • Provision of empowerment funds to the residents • Construction of a modern carwash at Musilongo
	Industrial promotion	<ul style="list-style-type: none"> • Source of investor in rock mining in Ebuhando and Mwambeba • Construction of a fish processing factory • Construction of a granite industry at Khuluyia
	Weak cooperative movement and management	<ul style="list-style-type: none"> • Capacity building of existing cooperatives • Provision of grants and loans to cooperatives • Reduce bureaucracy in registration of SACCOs and self-help groups
Health	Access to quality health services	<ul style="list-style-type: none"> • Upgrading of facility, Provision of maternity services, construction of staff houses at Esitsaba dispensary • Opening of a new dispensary at St Marys Anga, Ebwali, Engaita and Ebulako • Acquisition of NHIF to the vulnerable • Equipping, Supply of drugs to all health centres • 24 hour operation at Emusenjeli dispensary • Equipping of CHVs and timely payment of stipends • Completion and equipping Emanaka dispensary • Construction of maternity wing at Esatsaba dispensary • Fencing, installation of security lights, clean water and storage equipment at Eliangoma dispensary
Education	Low access to ECDE education	<ul style="list-style-type: none"> • Completion of ECDE centres at Emmatsi primary school • Rolling out of feeding program in ECDE and primary schools • Equipping of ECDE centres at Ebuhando and Emmatsi • Construction of a sanitation block for all ECDEs in the ward • Construction of ECDE classrooms in Ebwali, Wanakhale, Enutsa, Hobunaka and Emmunwa • Employment of ECDE teachers
	Low access to ECDE education	<ul style="list-style-type: none"> • Establishment of a TVET centre at St Marys Angai • Capitation for TVET • Installation of a transformer in Mwambeba polytechnic • Equip staff, construction of dining hall, boarding facility and introduction of more technical courses in Mwambeba Polytechnic • Elevate KIST to a university
	Poor primary and secondary infrastructure	<ul style="list-style-type: none"> • Establishment of a playing ground at Ebuhando, new classes at Emmatsi sanitation blocks at Ebuhando and Emmatsi schools

Sector	Key Development Issue	Proposed Intervention/Program/Project
	Education support	<ul style="list-style-type: none"> • Increase bursary allocation and expand governors scholarship to secondary and tertiary institutions
Public administration and international relations	Access to government services	<ul style="list-style-type: none"> • Establishment of village administration offices • Strengthen public participation • Construction of ward administrator offices at Kima
Finance and economic planning	Financial management	<ul style="list-style-type: none"> • Equitable distribution of resources • Reduction of license rates • Revenue automation and County Asset register
Social protection culture and development	Sports and talent promotions	<ul style="list-style-type: none"> • Organization of annual sports tournament • Establishment of sports academies • Construction of stadia e.g Madiga at Kima • Levelling of Emmatsi primary school playground • Create youth empowerment fund • Construct talent centre at Waluka Primary
	Culture and recreation	<ul style="list-style-type: none"> • Establishment of a cultural centre on Opyuta hills • Establishment of a recreation centre • Construction of social halls in Emabungo sub location
	Social protection	<ul style="list-style-type: none"> • Establishment of a rehabilitation center at Esitsaba, Mwambeba, Emabungo, Hobunaka • Construction of an orphanage
	Access to clean and safe water	<ul style="list-style-type: none"> • Rehabilitation and re designing of Opyuta water supply • Water treatment in all water supplies • Drilling a borehole at Emmatsi secondary • Installation of a water tank at Emmatsi and establishment of a distribution line to the rest of the villages in the sub location • Construction of an overhead tank at Mwibubi, Ebwali ACK and Eskangu church of God • Spring protection at Kitega spring,Luka spring,Bondeni spring,Khuliyia spring,Khalwala spring,Mwilonje spring, Ondeko spring
	Environmental management	<ul style="list-style-type: none"> • Distribution of tree seedlings to be planted in schools and around water catchment areas Rehabilitation of quarry site at Ebwali Onyango s place • Planting of indigenous trees • Capacity building on environmental issues • Formation of sand harvesting Centres for marketing • Construction of a proper waste management system at Kima market
Governance justice law and order	Rising insecurity	<ul style="list-style-type: none"> • Reintroduction of alternative dispute resolutions through Barazas • Establishment of village councils • Construction of chiefs camp at Mwikhoni • Construction of police post at Ebwali village • County to devolve huduma centres

SUB-COUNTY: HAMISI

Sector	Key Development Issue	Proposed Intervention/Program/Project
TAMBUA		
Agriculture,	Declining crop	<ul style="list-style-type: none"> • Decentralization of farm fertilizers by empowering

Sector	Key Development Issue	Proposed Intervention/Program/Project
Livestock and Fisheries	productivity and production	<ul style="list-style-type: none"> stockists Introduction of irrigation farming Recruit more extension officers Planting of short-term crops Promotion of indigenous food crops e.g cassava, millet, sorghum, sweet potatoes and vegetables Introduce soil testing programmes Provision of tissue culture bananas in Kiptames Capacity building on climate smart agricultural technologies Establish avocado and banana processing plant in Kiptames Introduction of greenhouse farming in Mwembe Revive coffee farming and Viyal coffee factory Promotion of indigenous trees, climate smart crops, farmers to practise SLM, Agroforestry in Ivola
	Low Dairy & Livestock production	<ul style="list-style-type: none"> Increase technical livestock and veterinary officers Pests & diseases-increased surveillance, vaccination and diseases control Provide improved livestock breeds to farmers Provision of bee-hives to farmers and harvesting equipment in Mwembe and Kiptames Promotion of improved kienyeji chicks
	Decline pond-fish farming	<ul style="list-style-type: none"> Access to quality fingerlings-establish a hatchery within the ward Revive community fish ponds-capacity building, fish feeds, and fingerlings
Lands and Physical Planning	Weak land administration and management	<ul style="list-style-type: none"> Provision of title deeds to all landowners across the ward Undertake land clinics across the ward Enhance control of soil erosion in Kiptames Reduce cost of land registration and administration Devolve land administration services to the sub-county
	Poor physical planning	<ul style="list-style-type: none"> Physical planning to all public institutions including; markets centres, health facilities and schools
Transport & Infrastructure	Road network and interconnectivity	<ul style="list-style-type: none"> Construction and maintenance of: Nineveh-Gimarakwa-Mutave, Chepsis -Muhaya, Makutano PAG-Gavinor, Jebrock PAG-Kapsavao church, Jebrock- Simbi, Mutave-Givudemesi -Muhaya, Mutave-Chepsis, Givavei-Giudemesi, Karandini-Ikonza, Saride-Muhaya, Likindu-Givogi, Mwembe Mkt- Givogi PAG; Gimariani-Jemange; Bondeni- Givogi, Jachoni-Boyani-Gamalenga, Musawa-Gamalenga; PAG. Boyani-Mugoya-Boma, Gai-Namutinga-Aguna roads
		<ul style="list-style-type: none"> Improving to bitumen surface; Tambua-Muinga, Jebrock-Tambua-Dr Dang'ana Sec School Tarmacking of Jebrock-Hamisi Rd
		<ul style="list-style-type: none"> Street lighting- Jebrock-Tambua-Dr Dang'ana Sec School, Gamalenga Junction to Kiboswa roundabout
		<ul style="list-style-type: none"> Construction of; Givvavei-Givudemesi Bridge, Mutave-Chepsis Bridge, Anyona Bridge, Mukisangura mwembe Gimariani Bridge, Malinda-Kapkere Bridge, Kona mbaya - Ikonza Bridge, Mwembe-PAG-Viyali Bridges
		<ul style="list-style-type: none"> Opening of Chepnyunyi-Bondeni Rd, Malinad-Kegondi Rd; Ivona-Viyali Rd, Guda- Njiwa farm Rd, Mukisangura-

Sector	Key Development Issue	Proposed Intervention/Program/Project
		Banja, Girure-Gamalenga Primary Sch, Ivola-Malinda , Kinu mkt/Kinu Sec Sch, Givigoi—Loketo; Ivola-Chepsaga Dispensary, Kibindu-Ikonza roads
Housing And Urban Development	Poor housing	<ul style="list-style-type: none"> Introduce house construction programmes for vulnerable households in the entire ward
	Limited space for urban development	<ul style="list-style-type: none"> Lower land rates and cumbersome and expensive plan approval processes Expand land for urban development
Information Communication Technology (ICT)	Absence of an ICT centre	<ul style="list-style-type: none"> Establish an ICT centre at Tambua and Kinu Integration of ICT at Boyani VTC, Gamalenga Sec Sch Establish of a youth resource centre complete with WIFI
Commerce, Industry, Tourism and Cooperative	Market Infrastructure	<ul style="list-style-type: none"> Purchase land and construct a market shed at Tambua Fencing, construction of modern stalls, water supply and public toilet at Mwembe market Construction of bodaboda sheds at; Likindu, Mwembe and Kegondi Construct a modern market shed at Kinu Installation of sanitary facility, gabbage collection points; running water and installation of high mast light at Kinu mkt
	Poor enterprenuaral skills and access to credit	<ul style="list-style-type: none"> Capacity building and entrepreneurship skills development and establishment of a business incubation centre; introduction of business course in the VTCs Empower traders through micro-finance
	Limited cooperative movement within the community	<ul style="list-style-type: none"> Promotion of cooperative culture within the communit Decentralize cooperative functions at ward level Formation of cooperative societies in Gamalenga Capacity building on cooperative governance and savings culture
Health Services	Limited health care services	<ul style="list-style-type: none"> Enhance provision of medical and non-medical supplies to all facilities Introduction of maternity services; emergency ambulance, provision of water supply and sanitation facilities at Jebrock dispensary Upgrade the dispensary to health centre status Purchase land and establish a Dispensary at Givudemesi, Mwembe, Mukisangura, Gamalenga Employment of more health personnel to all facilities Competition and equipping of the maternity wing, staff housing, ambulance services, sustainable power back-up at Likindu HC Up-grading of Likindu Dispensary to level 4 Establishment of a mobile clinic in Gamalenga Complete construction and equipping of, establish laboratory services; construction of a maternity wing at Givigoi hospital Purchase of land for future expansion and Establishment of KMTC at Givigoi
Education	Improved ECDE Infrastructure	<ul style="list-style-type: none"> Equip all centres with instructional and play materials Promote digital literacy Provision water supply and toilets for ECDE learners Employment of more ECDE teachers Construction of ECDE classrooms: Nyangori Pri,

Sector	Key Development Issue	Proposed Intervention/Program/Project
		<p>Gamalenga pri, Musawa Pri; Ikonza, Luther, Chepsaga</p> <ul style="list-style-type: none"> • Expansion of ECDE at; Malinda Pri, Mukisangula Pri • Introduce school-feeding & nutrition programmes
	Enhanced Bursary allocations	<ul style="list-style-type: none"> • Increased allocations to cater for all needy learners
	Primary and Secondary infrastrucuture	<ul style="list-style-type: none"> • Construction and equipping; Givudemesi Pri, Mutave Pri, Muhaya Pri and Viyalo Pri, Mwembe Pri, Gimariani Pri, Bahati Pri • Construction of a library at Gamalenga Secondary School • Establishment of a Nyangori Day Secondary School • Rehabilitation of classrooms at chepsaga primary school • Construction of a boarding secondary school at Givigoi; expansion and construction of science laboratory at Ivola secondary school
	Access to vocational university education	<ul style="list-style-type: none"> • Construction of a twin workshop and hostel at Karandini VTC • Establishment of a VTC at Mwembe • Renovation of classrooms and construction of Hostels and modern kitchen at Boyani polytechnic • Construction of a University College at Nyangori P.B.C • Increased funding, expansion, provision of tools , equipment and instructional material at Givigoi VTC
Public Administration	Poor public service delivery	<ul style="list-style-type: none"> • Employ village administrators • Acquire land and construction of Ward Administration offices at Mutave • Construction of chief and assistance chief offices in Gamalenga
Sports, Gender, Culture & Social Protection	Social protection	<ul style="list-style-type: none"> • Establish a rescue centre/children home in Gimarakwa • Construct a home for the elderly at tambua; • Establishment of a rehabilitation centre at Givigoi • Community sensitization of Children Rights • Establishment of a rescue centre at Likindu
	Youth Empowerment	<ul style="list-style-type: none"> • Purchase land and establish a youth resource centre at Tambua • Enhanced funds and programmes targeting Youth, Women and PWDs
	Cultural heritage	<ul style="list-style-type: none"> • Establishment of a cultural resource centre at Tambua
	Sports promotion	<ul style="list-style-type: none"> • Establish and equip a sportsground in Gimarakwa • Diversification of sporting activities -Athletics
Environment, Water And Natural Resources	Environment conservation and natural resource management	<ul style="list-style-type: none"> • Construction of gabions and culverts to control soil erosion; tree planting(indigenous); protection of riparian land; controlled sand harvesting in Gimarakwa • Promoting of tree planting (indigenous)
	Waste management	<ul style="list-style-type: none"> • Establishment of a permanent dump site in Gimarakwa
	Access to clean and safe water	<ul style="list-style-type: none"> • Construction of boreholes at;Karandini VTC, Mutave Pri, Viyalo Pri, Lugara Israel Church, Mwembe, Boyani Polytechnic • Springs protection: Gimariani • Reticulation of water from Malinda to Likindu Health centre; piping to Bahati Pri • Piping of sosiani water supply to elevated tank at Nyangori • Piping and reticulation of water to households from

Sector	Key Development Issue	Proposed Intervention/Program/Project
		Chepasaga water scheme
Governance, Justice, Law & Order	Rising insecurity and weak inclusivity in governance	<ul style="list-style-type: none"> • Deployment of more police at Tambua Police Post • Provide patrol vehicles for the officers • Construction of Police post at Gamalenga • Sub-division of sub-location and creation a Ward including parts of Tigoi, Kitagwa and Simbi • Decentralize some of judiciary services to the wards
SHIRU		
Agriculture, Livestock and Fisheries	crop productivity and production	<ul style="list-style-type: none"> • Introduce subsidized fertilizers • Introduce soil testing programmes • Enhanced extension services • Promotion of climate smart crops • Provision quality avocado seeds in Makuchi • Open up part of Kibiri forest for cultivation • Organize agricultural shows and exhibitions
	Livestock production	<ul style="list-style-type: none"> • Provide veterinary services to farmers • Introduce improved breeds • Establish aggregation centre • Establish demonstration centres/farms • Enhanced extension services and livestock officers
	Low fish production	<ul style="list-style-type: none"> • Revive community fish ponds-capacity building, fish feeds, and fingerlings
Lands and Physical Planning	Land management and utilization	<ul style="list-style-type: none"> • Ease land adjudication processes and access to land title deeds • Facilitate survey of government land and community land. • Purchase land for to construct bus-park, sports ground and modern market at Jeptulu
	Poor physical planning	<ul style="list-style-type: none"> • Conduct Physical spatial planning to all public institutions including; markets centres, health facilities and schools
Transport & Infrastructure	Dilapidated road network	<ul style="list-style-type: none"> • Maintenance of: Mosque-Kakubudu, Chenusien, Kaptis-Lukose, Musunji, Tsava-Musasa market, Kakubu-Jodan, Mahanga-Shikambi-Mutsulia-city park, Mahanga-Milimani-Shaviringa, Shaviringa-Mutsava, Cheptulu-Magono, kisingoi-kisasi, Jeptulu-Mahanga-Makuchi, Kamogoi A,B and C, Mang'ono-Mahanga, Kaimosi-Kisingoi, Jeptulu-Mulwero-shaviringa, Sing'ong'o-Mulwanda-Milimani roads
		<ul style="list-style-type: none"> • Opening up of roads; Kaptis-Musunji; Tumululu, shiru-iravo-lingulu, Maganda- Mahanga-Salvation Army, shikhambi -Bukove-Mnoywa
		<ul style="list-style-type: none"> • Tarmacking of Mahanga-Makuchi, Jeptulu-Shipala-Erusui, Si'ngo'ngo -Makuchi, Kaimosi Complex, Jeptulu Mkt, jeptulu-shaviringa-Mukhombe • Install bumps in Jeptulu Mkt on the Kabsabet-Chavakali Rd
		<ul style="list-style-type: none"> • Highmast/street lighting at shiru, Musasa, Kaptis, Makuchi, Jeptulu markets
	Poor road interconnectivity	<ul style="list-style-type: none"> • Construction of bridges/box culverts along Chemusien Rd, Mujidi Rd, Maganda- Mahanga-Salvation Army Rd, Shipala-kisasi bridges
Housing and Urban Development	Poor housing	<ul style="list-style-type: none"> • Construction of modern housing at shiru mkt and shiru cultural centre • Introduce house construction programmes for vulnerable

Sector	Key Development Issue	Proposed Intervention/Program/Project
		households
	Uncontrolled urbanization	<ul style="list-style-type: none"> Physical and urban planning at Jeptulu and Kaimosi complex
Information Communication Technology (ICT)	Absence of an ICT centre	<ul style="list-style-type: none"> Establish an ICT resource centre at Jeptulu mkt
Commerce, Industry, Tourism and Cooperative	Market infrastructure and enterpreneurial development	<ul style="list-style-type: none"> Construct a market sheds/stalls at; shiru mkt, expansion of mkts-shiru, musasa and jidereri Establish an aggregation centre in Makuchi; market stalls Enhanced capacity of small traders through financial credit and training Purchase land, construct modern market, stalls, biogas toilets, Flood and street lighting at Jeptulu market Upgrade Jeptulu to a municipality
	Industrialization	<ul style="list-style-type: none"> Establish a gold processing plant at Kaimosi; provision of modern gold-mining technologies
	Limited cooperative movement within the community	<ul style="list-style-type: none"> Sensitization and capacity building on cooperative movement Decentralize cooperative functions at ward level Support and finance existing cooperatives
Health	Access to health services	<ul style="list-style-type: none"> Introduction of maternity services, laboratory, ambulance, staff houses at Kaptis Dispensary Expand Shiru health centre services Complete Jidereri health facility Equip CHVs with primary medications and First Aid Kits Purchase of land and establish a Dispensary at Makuchi Employment of more health staff and consistent medical supplies Construction and equipping of the maternity wing, staff housing, ambulance services, sustained supply of health commodities and upgrade of Shipala to level 3
Education	ECDE Access	<ul style="list-style-type: none"> Construction of ECDE classrooms; Musunji, Jidereri, Bulukhombe, Shaviringa, Kisingoi, Shipala, Kaimosi Primary Schools Equip existing centres with adequate instructional and play materials Introduction of school feeding & nutrition programme
	Vocational education access	<ul style="list-style-type: none"> Complete and equip Shiru VTC Construction of a VTC at Shinyenya Expand and fully equip Kaimosi VTC
	Primary and secondary infrastructure	<ul style="list-style-type: none"> Purchase of land, expansion and rehabilitation of school infrastructure; Makuchi, Mahanga and Shaviringa Drilling of boreholes/water piping at Makuchi primary and Secondary schools and Mahanga Primary Purchase of land and establishment of day secondary school at Jeptulu-Kaimosi
Public Administration	Public service delivery	<ul style="list-style-type: none"> Construction of ward administration offices Construction of chief and assistance chief offices in Jeptulu
Sports, Gender, Culture & Social Protection	Culture and recreation	<ul style="list-style-type: none"> Complete and equip cultural centre in Shiru; Promotion of cultural activities in the Ward Establishment of a cultural resource centre at Shaviringa,

Sector	Key Development Issue	Proposed Intervention/Program/Project
		Walugalia, Bulukhombe <ul style="list-style-type: none"> Maintenance of resting shrines; Makuchi, Ndorobo, shaviringa
	Social protection	<ul style="list-style-type: none"> Establishment of a rescue centre at Likindu Establish a rehabilitation centre at shiru Establishment of a GBV centre at Mahanga Decentralize Children office in Shaviringa Enhanced social protection programmes targeting the elderly and PWDs
	Sports, Youth and talent development	<ul style="list-style-type: none"> Establish and equip a sportsground in shiru primary school Improvement of shaviringa sports ground Purchase of land and establishment of a sports ground at Jeptulu Establishment of a youth resource centre at shiru
Environment, Water And Natural Resources	Environment conservation and natural resource management	<ul style="list-style-type: none"> Tree planting(indigenous); protection of riparian land Establish a gold processing plant Establishment of a dump site at cheptulu mkt, regular gabbage collection in the market Protection and conservation of forest; promotion of indigenous tree species
	Access to clean and safe water	<ul style="list-style-type: none"> Water piping from Kaimosi Tea Estate; Drilling of a community bore hole at Kaptik secondary school, health facilities and market centres Protection of community springs; Mukhuyu; Kalava; Nandwa; Visako and Uganda springs Rehabilitation and reticulation of Bumbo water supply scheme. Construction of modern sanitary facilities in cheptulu and other market centres
	Energy	Construction of Kaimosi Hydro-power plant
Governance, Justice, Law & Order	Rising insecurity and governance challenges	<ul style="list-style-type: none"> Establishment of village administration offices at sub-location level Construction of a Shiru Police Post Deployment of more police officers at shaviringa police post
SHAMAKHOKHO		
Agriculture, Livestock and Fisheries	Low crop production	<ul style="list-style-type: none"> Provision of subsidized farm inputs across the ward Soil sampling and testing across the ward Enhance extension services Planting of short-term crops Provision of quality avocado seeds in Jivovoli Dairy and avocado demonstration farm at Lwandoni
	Low Livestock production	<ul style="list-style-type: none"> Provide A.I services for improved breeds in the ward Promotion of foddors and introduction of advanced methods of storing fodder across the ward Introduce improved livestock and poultry breeds Promotion of hapiculture/beekeeping Establish demonstration centres/farms Promotion of hapiculture/beekeeping in Senende
	Low fish productin	<ul style="list-style-type: none"> Revive community fish ponds-capacity building, fish feeds, and fingerlings

Sector	Key Development Issue	Proposed Intervention/Program/Project
Lands and Physical Planning	Weak land management and use	<ul style="list-style-type: none"> Ease land adjudication processes and access to land title deeds Facilitate survey of government land and community land. Demarcate public land and community land in Serem
	Physical planning	<ul style="list-style-type: none"> Conduct Physical spatial planning to all public institutions including; markets centres, health facilities and schools
Transport & Infrastructure	Poor road network	<ul style="list-style-type: none"> Maintenance; Erusui -Imusutsu, Kisasi-Isukura, extensive murraming, Imusutsu—kamunono, Godia – Kabware, Mahanga-Shikambi-Mutsulia-city park, Mahanga-Milimani-Shaviringa, shaviringa-mutsava, Cheptulumagono, Mungavo-Mpaka Rd, Kaptieni-Bushikunga, Wanalo-Imusudzu, Jitabani-Tsava-Lusiola, Senende-chebnaywa(chepnonoch), senende-wengondo
		<ul style="list-style-type: none"> Flood light at Kisasi market, Kamunono and Imusustu junction; street lighting at Erusui Immusutus Junction, makuchi, Serem market and Erusui, Shamalago market, shamalago-senende Rd and High mast at Chebnaywa
		<ul style="list-style-type: none"> Opening and xpansion of shenzo-wasatia, Maganda-Mahanga-Salvation Army, shikhambi -Bukove-Mnoywa, Lwandoni-gavoi-kamilukuywa, mweywe-bumuyange, kalwani-wamuseveni, shamago-tondo-ihedwe
		<ul style="list-style-type: none"> Tarmacking of roads: Erusui-Senende, Gemeni-senende, kwa mbwanga-jeptumbe-jepsegeli rd, jesahani-bukhuvera rd, kamulugwa-kalwani Roads
	Road interconnectivity	<ul style="list-style-type: none"> construction of bidge/box culvert ; Wanjerimani -chemongo ; Wamalaya-Wanalo rd , kwa chief -kabware rd ,Shamakhokho—kavai rd wabustsi bridge, Maganda-Mahanga-Salvation Army, Mpaka- Kapkeruge bridge, Tondo-Bumuyange, Gavoi-izava-shirongo, shitakwa bridge
Housing And Urban Development	Poor housing	<ul style="list-style-type: none"> Promotion of modern and affordable building technologies; Introduce house construction programmes for vulnerable households Spatial planning for up-coming market centres Public Private partnerships in construction of affordable housing
Information Communication Technology (ICT)	ICT Resource Centre	<ul style="list-style-type: none"> Establish of an ICT resource and training centre at Isukura Salvation Army Church, Serem market, Senende trading centre
Commerce, Industry and Tourism	Market infrastructure and credit access	<ul style="list-style-type: none"> construct a market sheds/stalls at; Kisasi and Imusutsu mkt, Samalago and wamaganga Construction of a modern market business stalls at Serem and Shamakhokho Construction of a modern market at senende and chebnaywa Review licenses to sustainable rates Extend affordable loan facilities to traders
	Absence of cooperative society	<ul style="list-style-type: none"> Sensitization and capacity building on cooperative movement Support and finance existing cooperatives Establish a farmers cooperative society in Kalwani
Health Services	Access to health care	<ul style="list-style-type: none"> Introduction of maternity services; laboratory and staff houses at Kisasi Dispensary Purchase land and Establish a Dispensary at Makuchi

Sector	Key Development Issue	Proposed Intervention/Program/Project
		<ul style="list-style-type: none"> • Employment of more staff and consistent medical supplies • Construction and equipping of the maternity wing, staff housing, ambulance services and up-grade to level 3 Shupala dispensary • Expand the facility; equip and construction of modern maternity ward & new born unit at Serem dispensary • Construction and equipping a facility at Bumuyange
Education	ECDE Access	<ul style="list-style-type: none"> • Construction of ECDE classrooms; Imusutsu Shivembe, Saosi, Kamunono and Chemongo Primary Schools, Bulukhombe, shaviringa, at Kisingoi, shipala, Kaimosi, Senende Pri, Chebnaywa and shamalago • Employment of more teachers
	Primary and secondary school infrastructure	<ul style="list-style-type: none"> • Construction of a perimeter wall at Kisasi pri school • Construction of boreholes/water piping at Makuchi primary and Secondary schools and Mahanga Primary • Purchase of land, expansion and rehabilitation; Makuchi, Mahanga and Shaviringa • Purchase of land and establishment of day secondary school at Jeptulu-Kaimosi
	Vocational education access	<ul style="list-style-type: none"> • Complete and equip Shiru VTC • Construction of a VTC at Makuchi • Expand and fully equip Kaimosi VTC • Complete the construction and equipping Shamalago VTC
Public Administration	Inclusivity in governance	<ul style="list-style-type: none"> • Devolve government services at Village level • Construction of ward administration offices • Construction of chief and assistance chief offices in Serem • Sub-divide Senende sub-location
Sports, Gender, Culture & Social Protection	Youth, sports and talent development	<ul style="list-style-type: none"> • Establish a community sports ground at Isikura • Improvement of shaviringa sports ground
	Culture and recreation	<ul style="list-style-type: none"> • Complete and equip cultural centre near Kisasi Pri Sch, Shaviringa, Walugalia, Bulukhombe • Maintenance of resting shrines; Makuchi, Ndorobo, shaviringa • Protection of shrines-fencing of senede and egemeni cultural forests
	Social protection	<ul style="list-style-type: none"> • Undertake rehabilitation and counselling programmes • Decentralize Children office in Shaviringa • Establishment of a rescue centre at Likindu • Enhanced social protection programmes targeting the `elderly and PWDs
Environment, Water And Natural Resources	Environment conservation and waste management	<ul style="list-style-type: none"> • Undertake Tree planting(indigenous); protection of riparian land; construction of gabions to control soil erosion and controlled farming in riparian areas • construction of modern sanitary facilities in cheptulu and other market centres • Establishment of a dump site at cheptulu mkt • Protection and conservation of forest • Promotion of modern mining technologies
	Access to clean and safe water	<ul style="list-style-type: none"> • Water piping from Bumbo to serve the community • Protection of community springs; Mukhuyu; Kalava; Nandwa; Visako, Uganda, Wa indeche, cheptumbei, shigadi; wigoswa, idambo; wa-saitoti, iravonga, chepsahani, Musa, washiombe, wadunya, kalwani,

Sector	Key Development Issue	Proposed Intervention/Program/Project
		<p>Iwandoni, wagameni, washemeji, ahilu, wandungani, wagurehp, washangilwa, wamasuveni, walukondi among others</p> <ul style="list-style-type: none"> • Rehabilitation and reticulation of Bumbo water supply scheme • Drilling of boreholes in schools, health facilities, market centres, bumuyange and shamalago • Extend pipe water supply to chebunaywa senende and shamalago
Governance, Justice, Law & Order	Rising insecurity	<ul style="list-style-type: none"> • Installation of a police post at Kamunono, Shamalago • Flood light at Imusutsu • Deployment of more police officers at shaviringa police post • Strengthen Council of elders for conflicts resolutions
Public Finance Management	Transparency and Accountability	<ul style="list-style-type: none"> • Enhanced community participation in the county planning, budgeting and implementation framework
MUHUDU		
Agriculture, Livestock and Fisheries	Low crop production	<ul style="list-style-type: none"> • Soil sampling and testing • Introduce farm input distribution programme • Enhanced capacity building of farmers • Identify and recruit community farm service providers • Capacity building on and introduction of greenhouse farming in Muhudu, Kaptech sub-location • Provision of quality avocado seeds in Mulundu • Promotion of crop rotation in Kaptech
	Livestock production	<ul style="list-style-type: none"> • Promotion of dairy, beekeeping, pig farming • Pest and diseases control • Construction of a slaughter house-muhudu/mulundu • Construction of dips
	Low fish production	<ul style="list-style-type: none"> • Reviving and promotion of fish ponds farming
Lands and Physical Planning	Poor physical planning	<ul style="list-style-type: none"> • Conduct Physical spatial planning to all public institutions of markets centres, health facilities and schools
	Land administration/ownership	<ul style="list-style-type: none"> • Issue title deeds to land owners • Facilitate mapping and fencing off government land and community land.
Transport & Infrastructure	Poor road network	<ul style="list-style-type: none"> • Opening up of new roads: Lusari-shanda, Jinjini-Muyere, Shanda-kambi kauka-vuchisia, Shanda-waandaye, Israel-Ivukwi-khatete, Ivukwi-rikunia/karuyonja/lurungula, Iseikuti primary sch –bulukhombe, Lulali-bagada-Ivumbu, muhudu field-masiachi-kabaga(box), Jivuye-Magada-Tovolwa-Special school, Maganyi-Ivumbu, Maganyi-Burenga, Irovo-Isikhi -Makamari PAG, Lusari –Muyere-Shanda, Makanyi-Ivumbu, Isikhi – Mukhombe, Ikoko -Mukamari, Shame-Shimbiro
		<ul style="list-style-type: none"> • Maintenance; Ikoko-mukomani Asumani, and all other roads in Muhudu, Kaptech sub-location, • Tarmacking of Shaviringa-Muhudu-Mukhombe, Kaimosi-Jamlogoji-Museno, Kaimosi-Mukhombe, Shandukuli-Shivembe-Kaptech,
	Poor road interconnectivity	<ul style="list-style-type: none"> • Construction of Bridges/Box culverts: Vuzire-Bulukhombe Rd, Mapera-Muyere ; Muyere/Kamapala – isukha crossin river yala, Mwiba- Jivuye, Maganda-Khoi, Musungu-Maganyi, Manyatta-Jivuye, Shinyenya-Maganda, Isikhi-Mukhombe, shenjero-Vukondi

Sector	Key Development Issue	Proposed Intervention/Program/Project
	Access to electricity	<ul style="list-style-type: none"> Enhanced households connectivity to electricity in Muhudu Construct street-lights along Kaimosi University - Demonstration School RD, Kaimosi-Mulundu market Installation of High mast lights at Mulundu Market, Jivuye primary and Bumbo primary school
Housing And Urban Development	Poor housing	<ul style="list-style-type: none"> Promotion of modern and affordable building technologies Social housing programmes to poor Access to credit for housing development
Information Communication Technology (ICT)	ICT Resource Centre	<ul style="list-style-type: none"> Establish of an ICT resource and training centre at Muhudu VTC; Mulundu, Jeptulu market Installation of boosters in the ward
Commerce, Industry, Tourism and Cooperative	Market infrastructure and entrepreneurship development	<ul style="list-style-type: none"> Installation of High Mast Flood lights around all markets and schools Construction of market stalls/sheds at; Muhudu, Muyere, Mulundu Enhance access of small -scale traders to loans and grants Capacity building of SMEs on business management and entrepreneurial skills Provision of security services at Mulundu Mrkt Purchase land and construct modern market at Kaptech market
	Eco-Tourism	<ul style="list-style-type: none"> Construction of an Hotel to cater for the increasing number students from Kaimosi University
	Promotion of cooperative societies	<ul style="list-style-type: none"> Sensitization and capacity building of groups; Funding and provision of grants to groups
Health	Access to quality health care services	<ul style="list-style-type: none"> Construction of a health facility at Isiekuti Expansion of services at Mulundu Dispensary Employment of more health staff Provision of drugs and other essential health commodities Undertake mobile clinic services across the ward Construction of maternity wing and fencing of health facility, introduction of laboratory services and up grade Kaptech dispensary
Education	ECDE Access	<ul style="list-style-type: none"> Rehabilitation and equipping of ECDE centres; Muyere, Muhudu, Isiekuti Construction and equipping of extra classrooms; Kaimosi Demonstration, Bumbo, Jivuye, Jmlogonji, Maganyi primary schools Employment of more ECDE teachers Increase staffing and provision of teaching and play equipment
	Access to vocational education	<ul style="list-style-type: none"> Purchase of Land, equip the VTC with modern learning materials and tools; construction of workshops of muhudu VTC Employment of more instructors
	Primary and secondary infrastrucutre	<ul style="list-style-type: none"> Up-grade Muhudu Secondary School as a centre of excellence Electricity connection, Water supply, sanitation services and fencing in all schools
Public Administration	Weak public service delivery	<ul style="list-style-type: none"> Establish of office of Village Administrators Equip and staff the Ward Administrators office in

Sector	Key Development Issue	Proposed Intervention/Program/Project
		<p>Muhudu</p> <ul style="list-style-type: none"> • Construction of MCA Office, Ward Administrator • Construction of Chief and Assistant Chief Office in Mulundu • Construct village administrators office at Ikoko village
Sports, Gender, Culture & Social Protection	Social Protection	<ul style="list-style-type: none"> • Support SHGs and CBOs with grants/capacity building in Muhudu • Construction of a Child Protection centre at Mulundu • Undertake rehabilitation and counselling programmes in Isiekuti, Muhudu and Kaptech • Operationalize PWD fund
	Cultural heritage	<ul style="list-style-type: none"> • Establishment of a cultural resource centre at Shaviringa, Walugalia, Bulukhombe, Mulundu • Maintenance of shrines; Makuchi, Ndorobo, shaviringa, SKhuyoje
	Sports and talent development	<ul style="list-style-type: none"> • Establish a community sports ground at Isikura • Establishment of a sports complex Mulundu sports ground
	Youth empowerment	<ul style="list-style-type: none"> • Establishment of a youth resource centre • Capacity building youth groups on life skills and entrepreneurship;
Environment, Water And Natural Resources	Environment conservation	<ul style="list-style-type: none"> • Tree planting(indigenous); protection of riparian land; controlled soil erosion; reclamation of mining pits; support production of fruit trees and indigenous tree species in Muhudu • Fencing of Kaimosi Forest and provision of security services • Use of solar pans energy in Kaptech
	Access to clean and safe water	<ul style="list-style-type: none"> • Water piping from Muhudu Borehole • Rehabilitation of community water springs • Promotion of roof water harvesting; • Construction of an elevated tank at Ligundo Hilltop and distribution • Renovation of pipeline from Kaimosi to Mulundu • Rehabilitation of borehole in Kaptech and distribution pipes extended to serve the community
	Natutal resource management	<ul style="list-style-type: none"> • Establish a gold processing plant at Maganyi • Regulation of mining in Muhudu
Governance, Justice and Order	Rising insecurity and low governance	<ul style="list-style-type: none"> • Sensitization of the community on government policies and programmes • Establish a police post at Mulundu market • Strengthen development coordination and other committees at the grassroot
JEPKOYAI WARD		
Agriculture, Livestock and Fisheries	Low crop production	<ul style="list-style-type: none"> • Undertake Soil testing and Subsidy farm inputs • Recruit extension officers and Training of farmers • Promote Irrigation farming in Kapchemugung, Kitagwa • Promote Value addition & markets for vegetables • Provide pesticides & herbicides and storage facilities for crop yields • Promotion of Green houses and horticulture in Givole
	poor Livestock and poultry production	<ul style="list-style-type: none"> • Provision of dairy cows, promote Poultry farming, Bee keeping

Sector	Key Development Issue	Proposed Intervention/Program/Project
		<ul style="list-style-type: none"> Promote Affordable AI services Employee veterinary officers, train farmers Provision milk coolers, incubators and brooders in Kapchemugung Provision of bee hives in Kitagwa
	Poor fish farming	<ul style="list-style-type: none"> Establish a hatchery within the ward Revive community fish ponds-capacity building, fish feeds, and fingerlings
Lands and Physical Planning	Land management and utilization	<ul style="list-style-type: none"> Undertake Land banking Undertake land clinics across the ward Simplify process of acquiring a title deed Award title deeds to community land, Muadindi, Kapchevugei, Kapkoros, Gambogi markets, Tiengere cattle dip, Tiengere Tiriki grounds, Mulundu Undertake land survey for community land Acquire land Land for Givole market, resource, rescue, rehabilitation centers, Zululu dispensary Logere VTC Leveling Gamande TVET land
	Inadequate housing	<ul style="list-style-type: none"> Social housing for the vulnerable
	Physical Planning	<ul style="list-style-type: none"> Reduction of fees on buildings Undertake physical planning for Banja Market
Transport & Infrastructure	Poor rural access roads	<ul style="list-style-type: none"> Opening up of: Kapchevugei forest-Mt. Kugord, Gemineni – Gambira PAG and culverts, Singah-Orthodox church Kabangord, Angungu-Nyahoris home, Musiri-Marombe dispensary roads plus bridge, Duke academy-Tiengere primary, Sudi-Elijah-Livoywa farm-Ochwade junction, vungenezo ADC –Aikona-Tiengere dip, Mune-udieri-Nancy-Imbaya-Didinya, Itovo–Givole dispensary, Gamulunyi–Linyonyi, Tigoi secondary school-water supply, Zululu primary- Mamboleo, Chege, tunda anagava, Mamboleo –eramba
		<ul style="list-style-type: none"> Maintenance of access roads: Boyani – Jebrock , Jepkoyai-Gidagadi, Kisenwa – Kipketer, Musiri –Gisambai, Buyangu – Gamudusi-Jiminani, Jepkoyai primary – Boyani Kichinjio, Jepkoyai dispensary, Nyahuri-mudindi-Boyani, Uchwade-Kapchevugei-Sidioni, Kapsaoi ring, Kitagwa primary – Sabuni bridge, Tiengere primary – gambogi tarmac, Gisambai Buyangu- Jepkoyai, Givole – Buyangu, Buyangu-Gamande-Misri, Givole junction-Givole Mulwanyi, Itovo-Mulwanyi, Givole junction-Malindi\Gakuli-Gimarani, Masasa-Adams, Gidagadi-Givusali, Jimarani-Gamulanyi-jiptereti, Gamulanyi-Gamande
		<ul style="list-style-type: none"> Construction of: Nyamema, Givusanyi bridge to Gamudusi primary, Gimodi, Expand Boyani and Jebrock bridge, Mune church- madi-Mudindi/Boyani, Open high way to waigenge church, Nyamema, Jeptingum, Mudindi, Kapchevugei-kwa Didinya, Linyonyi, Buyangu, Masasa – Adams, mamboleo road eramba road, Zululu Zivilili bridge and culverts, Gambogi – Sosian Eramba culverts, Starborn Anagava road bridges
		<ul style="list-style-type: none"> Tarmacking of Kiragwa – Gambogi, Boyani-Jebrook, Gambogi-Mamboleo
Housing and Urban	Poor urban development	<ul style="list-style-type: none"> Upgrade Jepkoyai center, Jebrock market to a town Provision of electricity and sewage system in Gambogi

Sector	Key Development Issue	Proposed Intervention/Program/Project
Development		<ul style="list-style-type: none"> • Street lighting in market and Provision of water
	Inadequate housing	<ul style="list-style-type: none"> • Build affordable houses a Jebrock market • Need to upgrade housing structure in Gambogi • Promote Social housing scheme
Information Communication Technology (ICT)	Low uptake of ICT	<ul style="list-style-type: none"> • Develop an ICT college in Logere • Install wifi in our schools and market centers • Establish community learning resource center at kwa Maji stage • Build resource center at ACC's center in Kapchemugung • Purchase land at Givole to establish ICT center
Commerce, Industry, Tourism and Cooperative	Poor market infrastructure and enterprise development	<ul style="list-style-type: none"> • Rehabilitate and renovate: Tigoi, Gambogi and Boyani • Commission and sewerage systems in Gambogi market • Construction of Latrines and toilets in Gambogi Markets, Givole • Enforcement personnel in Gambogi market • Install High mast lights at Jebrock market, Givole secondary school, Buyangu, Banja market • Street lighting of Jebrock market, Givole junction, Givole dispensary, Gamande, Jepakoyai junction, Gimarani, Tigoi stage and Ikali • Construction of Mulundu, Gamande market, Gambogi • Construction of boda boda shades kwa maji stage and Gambogi
	Industrial development	<ul style="list-style-type: none"> • Promote establishment of Stone crashing, Avocado processing, Milk cooling plants • Provision of Bricks making machine purchase • Revive paw paw factory at Gambogi • Establish Mill industry to produce feeds for livestock • Establish Jua Kali industry at Tigoi stage • Revive pawpaw industry at gamboge
	Lack of cooperative Movement	<ul style="list-style-type: none"> • Provision of trainers to train locals to form cooperatives • Need to establish new cooperatives in the area • Funding of Sacco's/groups
Health	Access to health services	<ul style="list-style-type: none"> • Provision of water at Jepakoyia and Morombe dispensaries • Employment of health workers and Increase CHVs • Construct maternity wing, provision of ambulance and equip Jepakoyia dispensary • Construction of Level 2 Dispensary at Tiengere Village • Establish Mental health clinic at Gambogi • Promote Universal Health care and NHIF to residents • Purchase land and establish of Zululu dispensary • Install incinerator at Tigoi Health center • Purchase of land, equip, opening of maternity unit, upgrade, construction of doctors Houses, incinerators, solar panels and fencing of Givole health center • Construct a modern maternity wing, children and male wards, medical staff quarters, Fencing and gate, construct incinerator and Upgrade Tigoi to level 4
Education	Pre-primary access	<ul style="list-style-type: none"> • Construct ECD classes at Musiri, Jepakoyia, Kapchemugung, Gamundusi, Kitagwa, Tiengere, Buyangu, Boyani, Itovo, Zululu, Logere primary schools • Promote Water harvesting in all primary and ECD schools

Sector	Key Development Issue	Proposed Intervention/Program/Project
		<ul style="list-style-type: none"> • Introduce school feeding Programme • Rehabilitation of ECDEs:Kitagwa, Kapsaoi, Tiengere, Mudindi, Zululu primaries • Completion ECDE classroom Givole
	Education support	<ul style="list-style-type: none"> • Increase bursary allocation
	Vocational education access	<ul style="list-style-type: none"> • Building a vocational training center at Tiengere cattle dip/grounds • Purchasing of land and construction of Givole TVET center • Purchase Land for expansion of Gamande TVET • Construct a VTC at Chanzuki
	Primary and secondary infrastructure	<ul style="list-style-type: none"> • Construction of Modern toilets, new classes and fence Tigoi primary • Construction of septic tank at Tigoi girls Establishment of VTC at Chanzuki • Expansion of compound at Logere primary • Upgrading Boyani primary to secondary status • Construct special needs classes at zululu • Expand the play grounds at Logere
Public Administration	Access to government services	<ul style="list-style-type: none"> • Establish ward administrators office at Jepkoyayi center • Establish village council and Employ village administrators • Construct assistant chief office at Jepkoyai center, Kitagwa, Tigoi market • Purchase Land and construction of Assistant chief in Givole • Purchase land and construct a well-equipped resource center at Givole
Finance Economic planning	Public finance management	<ul style="list-style-type: none"> • Increase allocation of ward fund • Need for ward economic planners and Increase public participation
Sports, Gender, Culture & Social Protection	Social protection	<ul style="list-style-type: none"> • Construction of rescue centers and home for elderly • Establishment of resource center, rescue center and Gender office at Jepkoyai • Build a cultural heritage at Jepkoyai • Establish social protection fund for elderly • Build of social halls at Gambogi market • Purchase land and construct rehabilitation center in Givole
	Sports and talent development	<ul style="list-style-type: none"> • Construction of sport complex • Organize talent shows for exposure • Increase sports fund and promote inter ward sports competition • Levelizing of Givole and Tigoi playing grounds
	Culture and recreation	<ul style="list-style-type: none"> • Protection of positive cultural practices • Fencing of Gisoywa and Kagoli forest and provision of title deeds • Fence of zululu forest
Environment, Water And Natural Resources	Water access	<ul style="list-style-type: none"> • Provide water at Jepkoyai center • Drilling of boreholes at Kapchemgum, Musiri, Gamudusi primaries • Construction of water kiosk at Hamisi market, Kitagwa bore hole and Sosiani water distribution points

Sector	Key Development Issue	Proposed Intervention/Program/Project
		<ul style="list-style-type: none"> • Pipes, storage tanks, treatment materials, meters for Kitagwa borehole • Promote roof water harvesting in schools • Protection of water springs: Jeptingum, Ngamera, Anami, Kwa memba, kwa Raphael, kwa Mudindi, Ashuma, Kingori, Masitsa, Agama, mbalizi, Nandwa, Okani, Irungu, Gimarani, Mulwanyi, Kwa Shem, Majani, Itovo, Jepseri, Gwambe, Gamsele, Rogere, Magina, Izulu/keke, Okenyi springs • Establish a water catchment area along Gimude rivers • Rehabilitation of Givole community water project- Mulwanyi • Construction of Overhead tanks at Ikori and water springs
	Environmental conservation	<ul style="list-style-type: none"> • Provide biogas in schools • Install collection centers of garbage in the markets • Plant indigenous trees along river banks • Capacity building on environment conservations • Enforcement of laws governing sand harvesting
	Forestry and Natural resource management	<ul style="list-style-type: none"> • Conservation of Museywa , Kipriran, Sahani and Ivona forests • Protection of natural resources like sand harvesting, indigenous trees, granite stones • Protection of our natural/cultural shrines like Mudindi, Kapchevugei, Kapkoros
Governance, Justice, Law & Order	Rising Insecurity	<ul style="list-style-type: none"> • Improve security at Gamaragai, Kipchewen market • Recruitment of police officers be based on wards • Upgrade Jepkoyai police Post and establish Kapsotik police post
GISAMBAI WARD		
Agriculture, Livestock and Fisheries	Crop production and productivity	<ul style="list-style-type: none"> • Provision of subsidized farm inputs • Provide avocado seedlings, African leafy vegetables, Pawpaw, passion fruits, tissue culture bananas and Drip irrigation kits in Galona • Provision of Subsidized farm inputs • Establish mushroom project I Gimomoi
	Livestock production	<ul style="list-style-type: none"> • Provide veterinary services to farmers • Supply of improved livestock and poultry breeds • Establish aggregation and demonstration farms • Supply of beehives in Galona • Enhanced extension services and livestock officers • Establish spray pens in the ward
	Low fish production	<ul style="list-style-type: none"> • Construct fish ponds, supply of fingerlings, feeds and market fish products • Rehabilitation of fish ponds
Lands and Physical Planning	Land ownership	<ul style="list-style-type: none"> • Provision of title deeds to landowners, cultural forest , ECD, VTC, dispensaries • Undertake land clinics • Buy land for Munzatsi market , Kapchemwami, Jepkose VTC, Jepses and Gamei dispensary
Transport and Infrastructure	Road network	<ul style="list-style-type: none"> • Maintenance of: Miti-Mbali-Ganyames, Gamyamos, Jebrongo, Hamisi-Gavudunyi, Buchuvera , Gavudunyi, Jemaga-Gamei , Gisambai-Kapchemwami, Jepsango-Luvombe, Lwombei- Kipchemwami, Munzatsi – Kinu,

Sector	Key Development Issue	Proposed Intervention/Program/Project
		<p>Kivitu – Gidimo, Hajani – Jepsaga, Kinu – Jepsaga – Saride , Jepkose – Lwambe, Gimomoi-Gidimo, Gidagadi-Kidinye, PAG Magaka PAG-Kivagala secundary, Gisambai-Givoji, Gisambai-Gidimo-Jeprook, Munzasti-Kinu, Saride-Lwombe-Gidimo, AP-Main Hamisi, Jepses-Gamei-Jerage, Jepses-Madidi-Musatsi, Kwa Memba-Kimogoi, Gamei-Gaga roads</p> <ul style="list-style-type: none"> Opening up of: Buvai – Jebrongo-Matenga, Jerede – Gidimo, Jeblabok- Lwambe, Gimomoi – Gidimo, Kapchemwami – Jepkose, Lwambe – Saride, Munzasti-Kapkoros-Kimusagis, Kisigwa-Shikumoi-kinu, Gamoi-Buvai-Jebsei, Liavifra-Gimenagwa-Mulau off Galiya, Gaga-Gajiremba Gamoi roads
	Road interconnectivity	<ul style="list-style-type: none"> Completion of Buvai bridge
	Tarmacking of road	<ul style="list-style-type: none"> Munzatsi – Mugango , Jeprok – Hamisi Gisambai – Jeprok, Gidagadi – Givoji – Galona, Jepses-Gamei- Kivagala, Memba-Kimagui dispensary, Gamoi-Shigavo-Kiritu, Buvai-Jebrongo, Gimengwa Jemaga roads
		<ul style="list-style-type: none"> Purchase land for national housing schemes. Promote affordable housing at jeptulu, Gwambe and kaimosi complex Upgrade munzasti into a municipal Electricity access in Jeblabuki, Kapchemwani, Gamugwa, Jerede, Lwombe
Housing and Urban Development	Poor housing and urbanization	
Information Communication Technology (ICT)	ICT Uptake	<ul style="list-style-type: none"> Construction of ICT center at Hamisi, Jepkose Run fibre optic through Galona sublocation Equipping resource center at Gidagadi
Commerce, Industry, Tourism and Cooperative	Poor Market infrastructure and access to trade credit	<ul style="list-style-type: none"> Construct Market shades at Hamisi, Munzasti , Kapchemwami, kinu and Gisambai Purchase land for traders at Hamisi Installation of Street light at Gavudunyi, Jeptoroli Givoji market Installation of Highmast floodlights at Kapchumwami , Munzatsi , Kinu Boda boda shades for Munzasti, Kapchemwai, Gisambai, Jererenis and Givoji
	Industrial development	<ul style="list-style-type: none"> Build cottage industry for processing ovacado at Jeblabuk
	Lack of cooperative societies	<ul style="list-style-type: none"> Establish cooperative societies with farmers Funding of existing cooperative societies Establishment of milk cooler
Health Services	Access to health services	<ul style="list-style-type: none"> Establish KMTC at Hamisi hospital, fencing, construction of modern gate, functional theatre and Landscaping Establish X ray services, construction of a mortuary and purchase of land at Hamisi hospital modern maternity and new born units constructed and operationalized in Hamisi hospital Completion, equipping, construction of staff houses, fencing and construction of gate at Jebrongo dispensary Purchase of land, construction of maternity wing, laboratory, staff houses, buy ambulance and upgrade Kapchemwani to health center Provision of drugs to all health facilities Recruitment of more health workers and CHVs Construction of Perimeter wall, Maternity wing, Staff housing of Gidagadi dispensary

Sector	Key Development Issue	Proposed Intervention/Program/Project
		<ul style="list-style-type: none"> • Completion of Kimogoi maternity wing • Expansion of Gamei dispensary
Education	Improved ECDE Access	<ul style="list-style-type: none"> • Construction of ECDE classrooms; Gavudunyi, Jebrongo, Jeptorop, Munzatsi, Lwombei, Gamguywa, Gisambai, Gidagadi, Munzasti, Gamiri, shikondi, Gimengwa primaries. • Recruit more ecde teachers • Establish school feeding programme
	Education support	<ul style="list-style-type: none"> • Increase the ward bursary kitty
	Vocational education access	<ul style="list-style-type: none"> • Construction of fence at Jepkose, construct and equip Jepkose VTC • Construct and equip vocational training center at Gamwai • Employment of more VTC instructors
Public Administration	Access to government services	<ul style="list-style-type: none"> • Purchase of land and Construct ward offices with ICT center • Establish Village administrators, village councils • Construct offices for MCA and Liason officers
Sports, Gender, Culture & Social Protection	Sports and Talents promotion	<ul style="list-style-type: none"> • Construct a talent center in Gimomoi, Gavudiany, Munzansi • Purchase of land, Complete and equip Hamisi Stadium • Hold annual sports events for all sports • Levelize playing grounds at Lwambei , Galona Saride, Munzatsi , Gamuguywa, Gimiregwa, Gimoi primary and shikondi
	Cultural Heritage	<ul style="list-style-type: none"> • Fence cultural forests and Build cultural center at Munzastii
	Youth empowerment	<ul style="list-style-type: none"> • Implement youth fund and youth servce Act ,PWD Acts
	Social protection	<ul style="list-style-type: none"> • Build a rehabilitation and rescue centers
Environment, Water and Natural Resources	Environment conservation	<ul style="list-style-type: none"> • Establish tree nurseries • Plant bamboo in Riparian lands and tree planting in schools and VTCs , cultural forest • Undertake Soil conservation programs e.g gabions in Jepkora, Kapchemwani, Lwombei, Gimemwei • Provide biogas to schools and dispensary • Fencing of tradition forest • River banks protection by planting bamboo trees
	Access to water	<ul style="list-style-type: none"> • Water reticulation to Jeblabuk , Kapchemwani, Galona, Chepsaga , Lwombei , Sidimo, Gavudunyi • Solarize Jepsaga water project • Drill boreholes in Jepkose, Jepkora Kapchemwani , Gifimo, Jemaga, schools • Protection of water springs , Madonye, Iwamboni, Mududu, Mlimani ADC, Kapsasori, Kwa bulemi spring • Completion of Gaga water project Construct additional overhead tank at Gisambai
Governance, Justice, Law & Order	Governance and security services	<ul style="list-style-type: none"> • Civic education on judicial services • Facilitate construction of a Shiru Police Post • Extension of Gisambai police post • Construction of chief and assistant chief offices in Gamoi • Construction of police post in Gamoi
Public Finance Management	Public finance mnagement	<ul style="list-style-type: none"> • Undertake sensitization on PFM • Enhance public participation on programmes

Sector	Key Development Issue	Proposed Intervention/Program/Project
BANJA WARD		
Agriculture, Livestock and Fisheries	Poor crop yields	<ul style="list-style-type: none"> • Provide subsidies of seeds and fertilizer • Sunk borehole for irrigation in Kipcehkwen • Recruit more extension officers • Planting of short-term crops • Undertake soil testing • Provide banana tissue bananas, green houses, Promotion of climate smart crops in Kapsotik
	Low Livestock breeds and production	<ul style="list-style-type: none"> • Provide improved livestock and poultry breeds • Subsidize AI services • Establish cattle dips at Musengeli • Provision of beehives /lung straw and marketing in Kipchekwen, Gasianga
	Decline pond-fish farming	<ul style="list-style-type: none"> • Establish a fingerling hatchery within the ward • Revive community fish ponds-capacity building, fish feeds, and fingerlings
	Value addition	<ul style="list-style-type: none"> • Establish avocado processing plant
Lands and Physical Planning	Land ownership	<ul style="list-style-type: none"> • Survey and provision of title deeds to all landowners • Land clinks • Title deeds for Jemojeji dispensary to be processed • Purchase land for livestock market in Kipchekwen • Purchase land for official county Government offices
	Poor physical planning	<ul style="list-style-type: none"> • Physical planning in government institutions • Proper allocations for Banja Market
Transport and Infrastructure	Poor road network	<ul style="list-style-type: none"> • Maintenance of roads: Museywa-Musengeli-Kipkiran forest, Andembe-Gasigwa, Madeya-Humbi-Chepnaywa, Musasa-Kapchorwa primary, Museywa Primary-Bishop Sulumet, Kwa Andembe-Museywa Isreal of God, Ivona-Kinu PAG, Kapkoi primary-Musutsu KAG, County HQs-Kipkiran forest, Jepturei-Chitembu primary, Chepnaywa-Sahani-Kipchekweni Market, Hamisi Market-Baptist-Kwa Avwondo-Musengeli PAG, Museywa-kwa Kagunza-Kwa Muriga-Kisigwa, Goibei-Mugavagav-Jemange primary, Goibei- Jemovo- Kapsoi, Suruma-Mugodo-Mugavagavo, Misango-Jivudanyui-Mpaka, Gavudia/Kabinjari, Jepturei-Kawangware-Jeptembu, Kapsoti- Gamadoi, Wawani-Jemojeji-Givogi additional culvert and Kabinjari – Kimarani roads
		<ul style="list-style-type: none"> • Opening of: Madegesio – Kitulu – Chemungei, Undusu-Kiganda -Nandi (Mpaka rd), Osagi-Gasianga PAG-Nandi, Jamaica-Muyagayaga-Jeviriri Primary, Suruma – Machura – Mugadia – Mpaka, Undusu – Luchesi – Sikina- Aluda – Musiega, Banja Muslim – Kitulu-Kisangula primary, Musasa – Gavudra, Riverside-Cheptembu, Kimaran-Jeptembu-Gavudia-Givogi roads
	Road interconnectivity	<ul style="list-style-type: none"> • Construction of Musango – Ivona- Mutiva rd and bridge • Complete Gambaragali – Madeya, Madeya / Chepnaywa and Omoke, Kapsogoro primary bridge, Wendo bridge
	Tarmacking of Road	<ul style="list-style-type: none"> • Improving to bitumen surface; Hamisi – Jebrock
Housing and Urban Development	Poor housing	<ul style="list-style-type: none"> • Construction of affordable houses i.e Musendeli • Construction of government quarters • Upgrade county council houses • Construct houses for the vulnerable

Sector	Key Development Issue	Proposed Intervention/Program/Project
Information Communication Technology (ICT)	Youth ICT Resource Centre	<ul style="list-style-type: none"> ICT centre at Hamisi resource centre, Museywa, Givogi, Gasianga Equip MCA and Ward offices, Kabinjori VTC with ICT equipment
Commerce, Industry, Tourism and Cooperative	Weak market infrastructure and access to credit	<ul style="list-style-type: none"> Construction of Boda boda shades and stalls Hamisi market Completion of Hamisi market toilets Construct modern markets in Banja, hamisi and Boya Extension of street lights (Museywa primary) Increase access to trade loans Install high flag masks light at banja market Modern slaughter house in Banja and hamisi markets Bodaboda shade next to the Serem police post Provide milk ATMs in Kapsotik, Banja mkt
	Industrialization	<ul style="list-style-type: none"> Establish Avocado cottage industry Training Construct a banana industry in Banja market.
	Weak cooperative movement	<ul style="list-style-type: none"> Establish banana growers, Milk cooperative at Hamisi and Boda boda sacco Establish a milk processor in Banja market for the farmers Undertake training on cooperative management Establish Cooperative society in Givogi sub location
Health Services	Access to health services	<ul style="list-style-type: none"> Complete theater, Water supply, construction of Maternity wing and Ambulance services at Mutiva dispensary Upgrade, provision of ambulance, demarcation, construction of maternity wing, supply of Equipment to Banja health centre Supply of medical equipment and drugs to all health facilities Employment of more health workers Construct a health center in Gamuleni Completion of the maternity wing Jemojeji dispensary Create an office in Hamisi for NHIF services
Education	Pre-primary access	<ul style="list-style-type: none"> Construction of ECDE centres at Museywa, Hamisi St. Matthews, Gambaragai, Kapchorwa, Banja Muslim, Musasa, Givogi, Kimaron, Kaproi, Kapsengeli, Jeptembe Completion of Kapsogoro ECDE Employ more ECD teachers and Equip ECD centers Introduce feeding programmes in ECD centers Construction of sanitation facilities
	TVET infrastructure	<ul style="list-style-type: none"> Construct TVET at Museywa PA, Bweywe and Gambaragai Open a VTC at Kipsinal cattle dip (Chemungel)
	Education support	<ul style="list-style-type: none"> Increase bursary and Governor sponsorship
Public Administration	Access to government services	<ul style="list-style-type: none"> Establish Village administrators , Ward administrators offices at Kipchekwen market Improve Security Gambaragai
Finance Economic planning	Public finance management	<ul style="list-style-type: none"> Strengthen, finance, procurement and monitoring of projects Employ more revenue collectors and provision of equipment
Sports, Gender,	Social protection	<ul style="list-style-type: none"> Improve administration of elderly fund

Sector	Key Development Issue	Proposed Intervention/Program/Project
Culture & Social Protection		<ul style="list-style-type: none"> • Establish PWDs, Women funds • Provide funds for youth and women empowerment
	Sports and talent development	<ul style="list-style-type: none"> • Establish playground and social hall at Museywa • Sponsor sport teams for youth • Levelize Goibei primary sports grounds
	Cultural heritage	<ul style="list-style-type: none"> • Construction of Cultural center at Banja center • Build an resource center Vojo Kipitile , Jevinri, Givoji , Kwa Misango forest • Fencing of forest shrines
Environment, Water and Natural Resources	Water access	<ul style="list-style-type: none"> • Complete Hamisi water project • Drill Boreholes at Kapsoywa & Kapchorwa salvation army, Kapsogoro Musengeli PAG, Mutiva hill • Construction of water kiosk at hamisi market and piping • Spring protection: Inzira, Kitulu, Kitulu, Elisha, Abiba , Mwazizal, Kedula, Abdalla, sade springs • Water supply to Jemojeji and Banja health facilities, Kaimosi to Banja market
	Forest management	<ul style="list-style-type: none"> • Conservation of Museywa , Kipriran,Sahani,Ivona forests • Plant indigenous trees • Provide seedlings for tree planting • Plant trees in Wendo, Kavirondo, Sachyeng and vojo forests
Governance, Justice, Law & Order	Insecurity	<ul style="list-style-type: none"> • Improve security at Gamaragai, Kipchewen market • Land cases to be handled at ward level • Construct offices for the MCA and assistant chief Kapsotik • Enhance the development of Kapsotik police post