




**COUNTY GOVERNMENT  
OF MIGORI**



**COUNTY INTEGRATED DEVELOPMENT PLAN  
2023-2027**



# **COUNTY INTEGRATED DEVELOPMENT PLAN FOR MIGORI**

## **COUNTY’S VISION, MISSION, AND CORE VALUES**

### **Vision Statement:**

A prosperous, industrialised, and cohesive county

### **Mission Statement:**

To transform livelihoods through sustainable socioeconomic growth and optimal utilisation of resources

### **Core Values:**

People centredness

Equity

Accountability

Efficiency

Professionalism

Integrity

Innovativeness

Passion

Table of Contents

<b>Table of Contents</b> .....	<b>ii</b>
<b>LIST OF ABBREVIATIONS</b> .....	<b>x</b>
<b>FOREWARD</b> .....	<b>xiv</b>
<b>ACKNOWLEDGEMENT</b> .....	<b>xv</b>
<b>EXECUTIVE SUMMARY</b> .....	<b>xvi</b>
<b>CHAPTER ONE: COUNTY OVERVIEW</b> .....	<b>18</b>
1.1 Overview .....	18
1.2 Position and Size .....	19
1.3 Physiographic and Natural Conditions .....	20
1.3.1 Physical and Topographic Features .....	20
1.3.2 Climatic Conditions .....	20
1.3.3 Ecological Conditions .....	21
1.4 Administrative and Political Units .....	22
1.4.1 Administrative Units .....	22
1.4.2 County Government Administrative wards by constituency .....	23
1.4.3 Political Units (Constituencies and Wards) .....	23
1.5 Demographic Features .....	23
1.5.1 Population Size, Composition and Distribution .....	23
1.5.1.1 County Population Age Structure .....	24
1.5.2 Population Density and Distribution .....	25
1.5.3 Population Projection by Broad Age Groups .....	26
Teenage Pregnancy in Migori County .....	27
1.5.4 Population projection by subcounty .....	28
1.5.5 Population by Urban Area .....	29
1.5.6 Migration in Migori County .....	30
1.5.6.1 Remittances from Emigrants .....	30
1.5.7. Population of Persons with Disability .....	30
1.5.8 Migori Demographic Dividend Potential:.....	31
1.6 HUMAN DEVELOPMENT INDEX (HDI) .....	32
1.7. POVERTY DRIVERS IN MIGORI COUNTY .....	34
1.8. INVESTMENT OPPORTUNITIES IN MIGORI COUNTY .....	35
1.9. HARNESSING OF THE LAKEFRONT AS A RESOURCE .....	36
<b>CHAPTER TWO: PERFORMANCE REVIEW OF THE PREVIOUS CIDP PERIOD</b> .....	<b>38</b>
2.0 Overview .....	38
2.1 Analysis of the County Revenue Sources .....	38
2.2 County Budget Expenditure Analysis .....	40
2.3. SECTOR PROGRAMMES’ PERFORMANCE REVIEW .....	43
2.3.1. Agriculture, Livestock production and Fisheries development and blue economy.....	43
2.3.2 Roads, Transport and Public works.....	44
2.3.3 Water and Energy.....	45
2.3.4 Lands, Housing, Physical Planning and Urban Development .....	45
2.3.5 Education, Youth and Sports .....	45
2.3.6 Health Services and Sanitation .....	46
2.3.7 Environment, Natural Resources, disaster management and climate change.....	47
2.3.8 Finance and Economic Planning .....	48
2.3.9 Trade, Tourism, Industry, Market and Cooperative Development .....	48
2.3.10. Public Service Management and Devolution .....	49
2.3.11 Public Service Board .....	49

2.3.12 Information and Communication Technology .....	49
2.3.13 County Assembly .....	49
2.3.14 Office of the Governor .....	49
2.4 CHALLENGES .....	50
2.5 EMERGING ISSUES.....	50
2.6 LESSONS LEARNT .....	50
2.7 NATURAL RESOURCE ASSESSMENT.....	51
2.8 DEVELOPMENT ISSUES.....	53
<b>CHAPTER THREE: SPATIAL DEVELOPMENT FRAMEWORK .....</b>	<b>64</b>
3.1. Overview .....	64
3.2. Spatial Development Framework.....	64
3.2.1. Resource Potential Growth Areas.....	64
3.2.2. Modernizing agriculture .....	65
3.2.3. Enhancing County Competitiveness .....	68
3.2.4 Transport Network. ....	69
3.2.5 Providing appropriate infrastructure. ....	70
3.2.6 Industrialization.....	71
3.2.7 Mining in Migori County.....	74
3.2.8 Human settlement.....	75
3.2.9 Conserving natural environment.....	76
3.2.10 Tourism.....	77
3.2.11 Renewable Energy.....	78
<b>CHAPTER 4: DEVELOPMENT PRIORITIES, STRATEGIES AND PROGRAMMES.....</b>	<b>82</b>
4.0 Overview .....	82
4.1 AGRICULTURE, LIVESTOCK, VETERINARY SERVICES, FISHERIES AND BLUE ECONOMY .....	83
4.1.1 Sector Composition.....	83
4.1.2 Vision .....	83
4.1.3 Mission.....	83
4.1.5 Sector Priorities and Strategies: .....	83
4.1.6 Sector Programs .....	84
4.2 COUNTY ASSEMBLY .....	112
4.2.1 Sector Composition .....	112
4.2.2 Vision:.....	112
4.2.3 Mission: .....	112
4.2.4 Sector Goals.....	112
4.2.5 Sector priorities and strategies.....	112
4.2.6 Sector Programmes .....	112
4.3 OFFICE OF THE COUNTY ATTORNEY.....	116
4.3.2. Vision .....	116
4.3.3. Mission .....	116
4.3.4 Sector Goal(s): .....	116
4.3.5 Sector Priorities and Strategies:.....	116
4.3.6 Sector Programmes .....	117
4.4 ENVIRONMENT, NATURAL RESOURCES, CLIMATE CHANGE AND DISASTER MANAGEMENT .....	119
4.4.1 Sector composition.....	119
4.4.2 Sector Vision:.....	119
4.4.3 Sector Mission .....	119
4.4.4 Sector Goals.....	119
4.4.5 Sector priorities .....	119
4.4.6 Sector Programmes .....	120
4.5 EDUCATION, GENDER INCLUSIVITY, SOCIAL SERVICES, YOUTH AND SPORTS.....	143
4.5.1 Sector Composition.....	143

4.5.2 Vision:.....	143
4.5.3 Mission .....	143
4.5.4 Sector Goal(s): .....	143
<b>4.4.5. Sector Priorities and Strategies: .....</b>	<b>143</b>
<b>4.4.6 Sector Programmes .....</b>	<b>144</b>
<b>4.6 FINANCE AND ECONOMIC PLANNING.....</b>	<b>161</b>
4.6.1 Sector Composition .....	161
4.6.2 Vision:.....	161
4.6.3 Mission: .....	161
4.6.4. Sector Goal .....	162
4.6.5 Sector priorities and strategies.....	162
4.6.6 Sector Programmes .....	162
<b>4.7 HEALTH SERVICES AND SANITATION.....</b>	<b>169</b>
4.7.1 Sector composition.....	169
4.7.2 Vision:.....	169
4.7.3 Mission: .....	169
4.7.4 Sector Goal(s): .....	169
4.7.5 Sector Priorities and Strategies:.....	169
4.7.6. Sector Programmes .....	170
<b>4.8 LANDS, HOUSING, PHYSICAL PLANNING AND URBAN DEVELOPMENT. ....</b>	<b>185</b>
<b>4.8.1 Sector Composition.....</b>	<b>185</b>
<b>4.8.2 Vision: .....</b>	<b>185</b>
<b>4.8.3 Mission:.....</b>	<b>185</b>
<b>4.8.4 Sector Goal(s):.....</b>	<b>185</b>
<b>4.8.5 Sector priorities and strategies.....</b>	<b>185</b>
<b>4.8.6 Sector programmes.....</b>	<b>186</b>
<b>4.8.7 Municipalities .....</b>	<b>191</b>
<b>4.8.7.1 Rongo Municipality.....</b>	<b>191</b>
<b>4.8.7.2 Kehancha Municipality.....</b>	<b>195</b>
<b>4.8.7.3 Migori Municipality.....</b>	<b>200</b>
<b>4.8.7.4 Awendo Municipality .....</b>	<b>204</b>
<b>4.8.7.5 Isibania Municipality.....</b>	<b>208</b>
<b>4.8.7.6 Sori Municipality.....</b>	<b>212</b>
<b>4.8.7.7 Muhuru Municipality.....</b>	<b>216</b>
<b>4.8.7.8 Kegonga Municipality .....</b>	<b>219</b>
<b>4.9 OFFICE OF THE GOVERNOR.....</b>	<b>224</b>
4.9.1 Sector composition:.....	224
4.9.2 Vision:.....	224
4.9.3 Mission: .....	224
4.9.4 Sector Goal(s): .....	224
4.9.5 Sector Priorities and Strategies.....	224
4.9.6 Sector Programmes .....	225
<b>4.10 PUBLIC SERVICE MANAGEMENT AND DEVOLUTION .....</b>	<b>237</b>
<b>4.10.1 Sector composition:.....</b>	<b>237</b>
<b>4.10.4 Sector Goal(s):.....</b>	<b>237</b>
<b>4.10.5 Sector Priorities and Strategies .....</b>	<b>237</b>
<b>4.10.6 Sector Programmes.....</b>	<b>238</b>
<b>4.11 ROADS, TRANSPORT, PUBLIC WORKS AND INFRASTRUCTURAL DEVELOPMENT .....</b>	<b>248</b>
4.11.1 Sector composition:.....	248
4.11.2 Vision:.....	248
4.11.3 Mission .....	248
4.11.4 Sector Goal(s) .....	248

4.11.5 Sector strategies .....	248
4.11.6 Sector Programmes .....	249
<b>4.12 TRADE, TOURISM, INDUSTRY, MARKET AND COOPERATIVE DEVELOPMENT .....</b>	<b>255</b>
4.12.1 Sector composition .....	255
4.12.2 Vision .....	255
4.12.3 Mission .....	255
4.12.4 Sector Goal(s) .....	255
4.12.5 Sector Priorities and Strategies.....	255
4.12.6: Sector programmes .....	256
<b>4.13 WATER AND ENERGY .....</b>	<b>271</b>
<b>4.13.1 Sector composition.....</b>	<b>271</b>
<b>4.13.2 Vision .....</b>	<b>271</b>
<b>4.13.3 Mission.....</b>	<b>271</b>
<b>4.13.4 Sector goals.....</b>	<b>271</b>
<b>4.13.5 Sector priorities and strategies.....</b>	<b>271</b>
4.2 CIDP Linkages with National Development Agenda, Regional and International Development Frameworks.....	280
4.3 Cross-Sectoral Linkages.....	285
4.5 FLAGSHIP PROJECTS .....	287
<b>CHAPTER FIVE: IMPLEMENTATION FRAMEWORK .....</b>	<b>294</b>
5.1 Overview .....	294
5.2 Institutional Framework.....	294
5.2.1 The Governor.....	295
5.2.2 The Deputy Governor .....	296
5.2.3 County Executive Committee Members .....	296
5.2.4 County Chief Officers .....	296
5.2.5 County Public Service Board .....	296
5.2.6 Devolved County Level Units .....	296
<b>5.3 THE COUNTY LEGISLATURE .....</b>	<b>297</b>
5.3.1 County Assembly Speaker .....	297
5.3.2 County Assembly .....	297
<b>5.4 THE CITIZENS .....</b>	<b>297</b>
5.4.1 Residents .....	297
5.4.2 Stakeholders .....	298
5.4.2.1 Role of Stakeholders/Partners towards the realisation of the CIDP .....	299
<b>5.6 Resource Mobilization and Management Framework.....</b>	<b>300</b>
5.6.1 Resource Requirements by Sector.....	301
5.2 Revenue Projections .....	301
5.5.3 Estimated Resource Gap.....	301
5.5.4 Resource Mobilization and Management Strategies .....	302
<b>5.6 Asset Management .....</b>	<b>302</b>
<b>5.7 Risk Management .....</b>	<b>303</b>
<b>CHAPTER SIX: MONITORING, EVALUATION AND LEARNING .....</b>	<b>304</b>
<b>6.1 OVERVIEW .....</b>	<b>304</b>
6.1.1 CONSTITUTIONAL, LEGAL AND POLICY FOUNDATIONS FOR THE COUNTY M&E SYSTEM.....	304
<b>6.2 COUNTY MONITORING AND EVALUATION STRUCTURE .....</b>	<b>305</b>
6.2.1 INSTITUTIONAL ARRANGEMENT OF MONITORING AND EVALUATION DEPARTMENT .....	305
6.2.2 ROLE OF COMMUNITY IN MONITORING AND EVALUATION.....	308
<b>6.3 M&amp;E CAPACITY.....</b>	<b>308</b>
<b>6.4 M&amp;E OUTCOME INDICATORS .....</b>	<b>309</b>
6.4.1 AGRICULTURE, LIVESTOCK AND VETERINARY SERVICES .....	309
6.4.2 COUNTY ASSEMBLY .....	309
6.4.3 COUNTY ATTORNEY.....	310

6.4.4 ENVIRONMENT, NATURAL RESOURCES, DISASTER MANAGEMENT AND CLIMATE CHANGE .....	310
6.4.5 EDUCATION, GENDER INCLUSIVITY AND SPORTS .....	310
6.4.6 FINANCE AND ECONOMIC PLANNING .....	310
6.4.7 HEALTH SERVICES AND SANITATION .....	311
6.4.8 LANDS, PHYSICAL PLANNING, HOUSING AND URBAN DEVELOPMENT .....	311
6.4.9 PUBLIC SERVICE MANAGEMENT AND DEVOLUTION .....	311
6.4.10 PUBLIC SERVICE BOARD .....	311
6.4.11 ICT, E-GOVERNANCE, AND INNOVATION .....	311
6.4.12 ROADS, TRANSPORT AND PUBLIC WORKS .....	312
6.4.13 TRADE, TOURISM, INDUSTRY, MARKETS AND COOPERATIVE DEVELOPMENT .....	312
6.4.14 WATER AND ENERGY .....	312
<b>6.5 DATA COLLECTION, ANALYSIS AND REPORTING .....</b>	<b>312</b>
6.5.1 COUNTY STRATEGY FOR DATA COLLECTION, ANALYSIS AND REPORTING FOR M&E .....	312
6.6 Dissemination, Feedback Mechanism, Citizen Engagement and Learning .....	313
6.7 EVALUATION PLAN FOR THE CIDP .....	313
<b>7.0 LIST OF ANNEXES .....</b>	<b>314</b>
7.1 ANNEX 1: MIGORI FACT SHEET .....	314
7.2 ANNEX 2: COMMUNITY PROPOSALS BY SECTOR, SUB-COUNTY AND WARD	
7.2.1 AGRICULTURE, LIVESTOCK PRODUCTION, VETERINARY SERVICES AND FISHERIES .....	324
KURIA WEST SUB COUNTY .....	324
SUNA EAST SUB COUNTY .....	330
SUNA WEST SUB COUNTY .....	332
NYATIKE SUB COUNTY .....	333
RONGO SUB COUNTY .....	338
AWENDO SUB COUNTY .....	340
URIRI SUB COUNTY .....	342
7.2.2 HEALTH AND NUTRITION .....	344
KURIA WEST SUB COUNTY .....	345
KURIA EAST SUB COUNTY .....	348
SUNA WEST SUB COUNTY .....	351
NYATIKE SUB COUNTY .....	354
RONGO SUB COUNTY .....	357
AWENDO SUB COUNTY .....	358
URIRI SUB COUNTY .....	361
7.2.3 ROADS, TRANSPORT, PUBLIC WORKS AND ENERGY .....	363
KURIA WEST SUB COUNTY .....	363
KURIA EAST SUB COUNTY .....	368
SUNA WEST SUB COUNTY .....	372
SUNA EAST SUB COUNTY .....	375
NYATIKE SUB COUNTY .....	379
RONGO SUB COUNTY .....	384
AWENDO SUB COUNTY .....	388
URIRI SUB COUNTY .....	394
2.4 TRADE, TOURISM AND COOPERATIVE DEVELOPMENT .....	399
KURIA WEST SUB COUNTY .....	399
KURIA EAST SUB COUNTY .....	402
SUNA WEST SUB COUNTY .....	405
SUNA EAST SUB COUNTY .....	406
NYATIKE SUB COUNTY .....	407
RONGO SUB COUNTY .....	411
AWENDO SUB COUNTY .....	412
URIRI SUB COUNTY .....	414

7.2.5 PUBLIC SERVICES MANAGEMENT .....	416
KURIA WEST SUB COUNTY.....	416
KURIA EAST SUB COUNTY.....	418
SUNA WEST SUB COUNTY.....	419
SUNA EAST SUB COUNTY.....	419
NYATIKE SUB COUNTY .....	420
RONGO SUB COUNTY .....	421
AWENDO SUB COUNTY .....	422
URIRI SUB COUNTY.....	422
7.2.6 LAND, HOUSING AND PHYSICAL PLANNING .....	424
KURIA WEST SUB COUNTY.....	424
KURIA EAST SUB COUNTY.....	426
SUNA WEST SUB COUNTY.....	428
SUNA EAST SUB COUNTY.....	429
NYATIKE SUB COUNTY .....	430
RONGO SUB COUNTY .....	431
AWENDO SUB COUNTY .....	433
URIRI SUB COUNTY.....	434
7.2.6 ENVIRONMENT AND DISASTER MANAGEMENT .....	435
KURIA WEST SUB COUNTY.....	435
KURIA EAST SUB COUNTY.....	437
SUNA WEST SUB COUNTY.....	438
SUNA EAST SUB COUNTY.....	439
NYATIKE SUB COUNTY .....	440
RONGO SUB COUNTY .....	443
AWENDO SUB COUNTY .....	444
URIRI SUB COUNTY.....	445
7.2.8 EDUCATION, SPORTS, YOUTH DEVELOPMENT, CULTURE, GENDER AND SOCIAL SERVICES... 447	447
KURIA WEST SUB COUNTY.....	447
KURIA EAST SUB COUNTY.....	450
SUNA WEST SUB COUNTY.....	453
SUNA EAST SUB COUNTY.....	454
NYATIKE SUB COUNTY .....	456
RONGO SUB COUNTY .....	461
AWENDO SUB COUNTY .....	463
URIRI SUB COUNTY.....	465
7.2.9 WATER AND ENERGY .....	467
KURIA WEST SUB COUNTY.....	467
KURIA EAST SUB COUNTY.....	471
SUNA WEST SUB COUNTY.....	473
SUNA EAST SUB COUNTY.....	474
NYATIKE SUB COUNTY .....	477
RONGO SUB COUNTY .....	480
AWENDO SUB COUNTY .....	483
URIRI SUB COUNTY.....	485
ANNEX 3: 2023-2027 MIGORI COUNTY INTEGRATED DEVELOPMENT PLAN (CIDP) SOCIETIES MEMORANDA .....	488

**List of Maps**



Maps 1:Location of Migori County.....	<b>Error! Bookmark not defined.</b>
Maps 2:Administrative and political units.....	22
Maps 3:Agriculture potential areas.....	<b>Error! Bookmark not defined.</b>
Maps 4: Existing Industrialization.....	<b>Error! Bookmark not defined.</b>
Maps 5: Mineral Occurrences and Mining sites.....	<b>Error! Bookmark not defined.</b>
Map 6:Distribution of human settlements.....	<b>Error! Bookmark not defined.</b>
Maps 7:Environmentally significant areas model.....	<b>Error! Bookmark not defined.</b>
Maps 8:Tourism development model.....	<b>Error! Bookmark not defined.</b>

**List of figures**

Figure 1:Population Pyramid.....	24
Figure 2:Population density by sub county.....	25
Figure 3:Trend on fertility rate vs reproductive age cohort.....	27
Figure 4:Population by subcounty.....	29
Figure 5:population by urban area.....	30
Figure 6: Revenue Streams Receipts.....	38
Figure 7:Actual revenue receipts.....	39
Figure 8:Trends of own source revenue from 2017/2018-2022/2023.....	40
Figure 9: Expenditure by economic classification.....	42
Figure 10:Development expenditure analysis.....	43
Figure 11: Sources of Cooking Energy.....	80
Figure 12: Organizational Chart.....	294
Figure 13: Responsibilities of Major Committees on M&E Preparation and Reporting.....	306

**List of Tables**

Table 1: Ecological zones in Migori county.....	21
Table 2: County’s Administrative and Political Units.....	22
Table 3: County Government Administrative Wards.....	23
Table 4: County’s Electoral Wards by Constituency.....	23
Table 5: Population Projections by Age Cohort.....	24
Table 6: Population distribution and density by Sub-County.....	25
Table 7: Population Projections by Broad Age Groups.....	26
<b>Table 8: Population Projections (by Sub-County and Sex).....</b>	<b>28</b>
Table 9: Population by Urban Area.....	29
Table 10:population of people living with Disability.....	31

Table 11: Demographic Dividend Potential .....	31
Table 12: Kenya’s HDI Performance .....	32
Table 13: Investment Opportunities in Migori County .....	35
Table 14: Analysis of County Revenue Sources .....	39
Table 15: Expenditure analysis .....	40
Table 16: Expenditure by economic classification.....	41
Table 17: Development expenditure.....	42
Table 18: Natural assessment .....	51
Table 19: Development issues.....	53
Table 20: Resource potential growth areas.....	64
Table 21: Existing industries .....	71
Table 22: Linkages between the CIDP and the MTP IV (Bottom-up Economic Transformation Agenda.....	284
Table 23: Cross-sectoral impacts.....	285
Table 24: Flagship Projects .....	287
Table 25: Institutional Arrangement .....	298
Table 26: List of Stakeholders.....	299
Table 27: Summary of Sector Financial Resource Requirements.....	301
Table 28: Revenue Projections.....	301
Table 29: Resource Gaps.....	301
Table 30: Risk, Implication, Level and Mitigation Measures .....	303
Table 31: Responsibilities of Major Committees on M&E Preparation and Reporting .....	306
Table 32: Responsibilities of Stakeholders in M&E Reporting .....	307
Table 33: Evaluation Plan .....	313

## **LIST OF ABBREVIATIONS**

ADR	Alternative Dispute Resolution
AFA	Agriculture and Food Authority
AFP	Agricultural Food Programme
AgrFRI	Agricultural Finance Initiative
AI	Artificial Insemination
AIRC	Agricultural information resource center
AMREF	African Medical and Research Foundation
ANC	Antenatal Care
ASDSP	Agricultural Sector Development Support Program
ASM	Artisanal Miners
ATC	Agricultural Training Center
BMUs	Beach Management Units
CAC	County Assembly Committee
CADP	County Annual Development Plan
CARA	County Allocation Revenue Act
CBC	Competence Based Curriculum
CBOs	Community Based Organizations
CBROP	County Budget Review and Outlook Paper
CCPF	County Citizen Participation Forum
CECM	County Executive Committee Member
CFSP	County Fiscal Strategy Paper
CIDP	County Integrated Development Plan
CIF	County Inter-Governmental Forum
CIHEB	Center for International Health Education and Biosecurity
CIS	Climate Information Service
CoMEC	County Monitoring and Evaluation Committee
CMR/100	Child Mortality Rate
CoG	Council of Governors
CoK	Constitution of Kenya
CPER	Comprehensive Expenditure Review
CPLUDP	County Physical and Land Use Development Plan
CSO	Civil Society Organization
CT- scan	Computed Tomography Scan
CT-OVC	Cash Transfer for Orphans and Vulnerable Children
DD	Demographic Dividend
DTF	Decentralized Treatment Facilities
ECDE	Early Childhood Development Education
EDE	Ending Drought Emergencies
EDMS	Electronic Document Management System
EIA	Environment Impact Assessment
EMCA	Environmental Management and Conservation Act
EU	European Union

FAO	Food and Agricultural Organization
FBS	Farm Business Schools
FGM	Female Genital Mutilation
FIAP	Farm Input Access Program
FIC	Fully Immunized Children
FMD	Foot and Mouth Disease
FP	Family Planning
FY	Financial Year
GBV	Gender Based Violence
GIS	Geographic Information System
GNI	Gross National Income
GoK	Government of Kenya
HDI	Human Development Index
HIV	Human Immuno- Deficiency Virus
HMIS	Healthcare Management Information System
HPT	Health Product Technologies
HRH	Human Resource Health
ICPD	International Conference on Population and Development
ICT	Information Communication Technology
IDEAS	Instruments for Devolution Advice and Support
IEBC	Independent Electoral and Boundaries Commission
IFMIS	Integrated Financial Management Information System
IP	Internet Protocol Address
ISO	The International Organization for Standardization
KALRO	Kenya Agriculture and Livestock Organization
KAMIS	Kenya Agriculture and Market Information System
KDHS	Kenya Demographic and Health Survey
KENHA	Kenya National Highways Authority
KERRB	Kenya Rural Roads Boards
KAIP	Kenya Agricultural Insurance Program
KICOSCA	Kenya Inter-County Sports Association
KM	Kilometer
KMTC	Kenya Medical Training Center
KNBS	Kenya National Bureau of Statistics
KPHC	Kenya Population and Housing Census
KRB	Kenya Roads Boards
Kshs	Kenyan Shillings
KURRA	Kenya Urban Rural Roads Authority
KW/M <sup>2</sup>	Kilowatts per Square Meter
KYEOP	Kenya Youth Employment and Opportunities Projects
KYISA	Kenya Youth Inter-County Sports Association
LLINs	Long Lasting Insecticides Treated Nets
LREB	Lake Region Economic Bloc

LSD	Lumpy Skin Disease
M&E	Monitoring and Evaluation
M/S	Meters per Second
MCA	Members of County Assembly
MEDA	Mennonite Economic Development
MICE	Meetings, Incentives, Conferences & Exhibitions
MIWASCO	Migori Water and Sanitation Company
MMR/100	Maternal Mortality Rate
MOOCS	Massive Open Online Courses
MOU	Memorandum of Understandings
MSE	Micro Small Enterprises
MSMEs	Micro Small and Medium-sized Enterprises
MTEF	Medium Term Expenditure Framework
NAFIS	National Agricultural Farming Information System
NARIGP	National Agricultural Rural Inclusive Growth Project
NBU	Newborn Unit
NCDs	Non-Communicable Diseases
NCPB	National Cereal and Produce Board
NCPDA	National Coordinating Agency for Population and Development
NEMA	National Environment Management Authority
NGOs	Non-Governmental Organization
NHIF	National Health Insurance Fund
NIMES	National Integrated Monitoring and Evaluation System
ODPP	Office of Director of Public Prosecutions
OPs	Older persons
OSR	Own Source Revenue
OVCs	Orphans and Vulnerable Children
PETs	Public Expenditure Tracking Surveys
PFM	Public Finance Management
PLWDs	People Living with Disabilities
PMTCT	Prevention of Mother To Child Transmission
PNNMR/100	Post Neo Natal Mortality Rate
PPE	Personal Protective Equipment
PPPs	Public Private Partnerships
PPR	Peste des Petits Ruminants
PWDs	Persons with Disabilities
PWSDs	Persons with Severe Disabilities
RAS	Reticulating Agriculture System
REREC	Rural Electrification and Renewable Energy
RMLF	Roads Maintenance Levy Fund
SACCOs	Savings and Credit Cooperative Societies
SACGAS	Semi-Autonomous County Government Agencies
SDC	Social Development Committee

SDGs	Sustainable Development Goals
SDU	Service Delivery Unit
SGBV	Sexual and Gender Based Violence
SHA	Self Help Africa
SHGs	Self-Help Groups
SMEC	Sector Monitoring and Evaluation Committee
SMEs	Small and Medium Enterprises
SPV	Special Purpose Vehicle
TIPs	Transition Implemented Plans
TIVET	Technical Institute and Vocational Education Training
TOC	Technical Oversight Committee
TVET	Technical and Vocational Education and Training
U5MR/100	Under Five Mortality Rate
UNICEF	United Nations International Children's Emergency Fund
USAID	United States Agency for International Development
VETC	Vocational Educational and Training Center
VTC	Vocation Training Centre
WEF	Women Enterprise Fund
WFP	World Food Programme
WHO	World Health Organization
WMEC	Ward Monitoring and Evaluation Committee
WRUAS	Water Resources Users Association

## **FOREWARD**



The County Government of Migori recognises the value of coordinated development efforts among its stakeholders with the aim of delivering an accelerated and inclusive economic growth in the realization of higher standards of living, a fact that has informed my government’s commitment to the development of a highly consultative and participatory third generation County Integrated Development Plan (CIDP 2023-2027).

The Plan builds on the achievements and lessons learnt from the challenges faced during the implementation of the second-generation CIDP. Its preparation process forms the framework through which efforts of the National, County government and other relevant stakeholders are coordinated at the local level and converge to produce a plan that is responsive to the needs and priorities that concerns the residents of the county.

This plan indicates how scarce resources will be allocated to priority projects and programmes, as determined by county stakeholders, and linked to the Kenya Vision 2030, Agenda 2063, MTP IV, Sustainable Development Goals (SDGs), the Governor’s manifesto and other planning documents.

The identification of the projects and programmes in this CIDP was through various consultative forums at the sub-county level through Focused Ward Groups, community dialogues, County Stakeholders and memorandums from various organisations and other interest groups. It is expected that increased participation by a wide cross-section of the people during identification, planning, implementation and monitoring and evaluation of projects and programmes will help enhance the key goal of devolution which is to empower citizens to exercise their democratic rights both at National and County levels to realize social, political, and economic development.

This Plan has prioritized investment in the following areas: access to high quality health services through development, equipping and improvement of health facilities and provision of drugs, increased access to quality education in the ECDs and polytechnics, access to clean and safe drinking water, improved road network and connectivity and increased agricultural and livestock productivity. This will be achieved through prudent utilisation of available resources.

In addition, the Plan has also put in place measures to increase the county revenue base through automation and the strengthening the institutional framework in revenue mobilization and management.

In conclusion, my government will focus on strengthening the internal systems of service delivery including developing the capacity of the existing human resource and building synergies among sectors and other stakeholders in implementing this CIDP. I am committed to implementing this Plan to achieve the development objectives of the residents of the County.

**H.E Dr. George Mbogo Ochillo Ayacko**  
**Governor, Migori County**

## **ACKNOWLEDGEMENT**

It is with great pleasure that the County Government of Migori extends its gratitude to all those who sacrificed their time and skills in the preparation of CIDP 2023-2027. We take this opportunity to specially acknowledge the unrelenting efforts portrayed by all the sectors, departments, and directorates in this noble process of shaping the development future of our county. Furthermore, we acknowledge the contributions from the people of Migori County during the public participations held between 25th to 28th October 2022 across the 40 Wards that helped to identify and prioritise the programmes, projects, and initiatives to be considered during the plan period.

Our appreciation goes to the Sector Working Groups (SWGs) involved in the identification of sectors' development needs, priorities, strategies, programmes, transformative projects, budgeting, monitoring and evaluation framework; workshop held on 17th to 24th October 2022 at Discretion Hotel, Migori.

The County is indebted to the Governor, Hon. Dr Ochilo Mbogo Ayacko and Deputy Governor, Hon. Dr. Joseph Mahiri for steering the preparation of the CIDP process up to its successful completion. Special gratitude is also owed to the entire staff of the Department of Finance & Economic Planning, and the Secretariat who followed through the entire process. We would like specifically to thank the Chief Officer Finance and Economic Planning Dr John Odoyo Achuora and the Director Economic Planning and Budgeting Mr Lazarus M. Onyancha for their able leadership and immense contributions while coordinating the preparation of The Third Generation CIDP.

Furthermore, we appreciate the inputs and acknowledge the invaluable support and technical assistance from Kenya Institute of Public Policy Research and Analysis (KIPPRA) in the preparation of this CIDP. Special thanks also go to the National Government Team at the County level led by the County Commissioner, Migori for their support and inputs during the preparation of the CIDP.

The unveiling of this 3rd CIDP is a clear statement that the County Government has embraced desirable public expenditure management practices in seeking to have a vibrant, prosperous, industrialized, and cohesive county. We know it has been a long journey in preparation of this CIDP but with commitment, determination, and resilience, all our efforts have not been in vain.

Lastly, we reiterate that the County Government's leadership is committed to provide the necessary guidance to make the CIDP 2023-2027 work for the betterment of Migori County.

To all that were involved, receive our heartfelt appreciation without forgetting that now the greatest challenge lies in the actual execution of this plan.

May God bless Migori County.

**Mr Maurice Otunga**  
CECM Finance and Economic Planning



## **EXECUTIVE SUMMARY**

The Constitution of Kenya, 2010 created a two-tier system of governance, a national and 47 devolved county governments. The Constitution stipulates that integrated development planning will govern the preparation of national annual budgets and those of the counties. It further outlines that no public funds shall be appropriated without a planning framework. In addition, all planning is expected to be inspired by the Kenya Vision 2030 and be aligned to the respective Medium-Term Plan and Governor's manifesto.

The goal of the Kenya Vision 2030 is for Kenya to become a newly industrialized middle-income country providing high quality life for all citizens by the year 2030. The responsibility of planning is apportioned to both national and county levels of government. The County Government Act, 2012 requires that all county governments prepare and implement County Integrated Development Plans. These plans are, according to the Act, five-year plans that are implemented through annual budgetary allocation by the county governments.

The main purpose of the CIDP is to guide, harmonize and facilitate development within each county. It is an approach to planning that involves the entire county and its citizens in finding the best solutions to achieve good long-term development. It aims to co-ordinate the work of local and other spheres of government in a coherent plan to improve the quality of life for all the people living in an area. The CIDP has six chapters as outlined below:

**Chapter one** provides the general information of the county on the socio-economic status of the county. It provides detailed information on the background of the county, location of the county headquarters, position and size, physiographic and natural conditions, administrative and political units, and demographic features. The total population of Migori County as per 2019 KPHC was 1,116,436 comprising 536,187 Males (48 percent), 580,214 (52 percent) Females and 35 intersex and was projected to increase to 1,292,006 in 2025 and 1,352,990 in 2027. The Plan has formulated various strategies that address the needs of the various age cohorts which have been explained in Chapter Four.

**Chapter two** provides a brief review on implementation of the previous CIDP (2017-2022). It presents an analysis of county performance in terms of revenues, expenditures, and key outcomes as well as the major challenges faced in the implementation of the plan and the lessons learnt. The chapter gives the development issues and their causes during data collection and analysis stage. The total cost of the implementation of the previous CIDP was. However, the county's total budget during the plan period was Kshs 46b out of which Kshs 35b was spent. the county was also able to adhere to the PFM requirement that not more than 35% of the total revenue shall be spent on salaries since during the previous plan period the county spent 31.2% of the total revenue on personnel emoluments.

Some of the key achievements in the agriculture and livestock sector included increase in food productivity from 30% to 65% while milk production increased from 15 million litres to 21 million litres due to various interventions in the subsector such as increase in the purchase of dairy cows from 8,879 in 2017 to 11,758 by the end of 2021. The roads sector was able to improve 1,267km of existing earth roads to gravel standards, opened 3,424km on new roads, constructed 10-foot bridges and upgraded 40km of murrum road to bitumen standards. The water subsector increased the proportion of households with access to clean and portable water from 44.8% to 55% through various interventions including drilling of boreholes, rehabilitation of community water projects, construction of water pans among others. In collaboration with the World Bank through the Kenya Urban Support Programme the county department of Lands, Physical Planning and Housing undertook various projects across the municipalities which aimed at improving accessibility within the towns, solid waste management and market improvement among others. Some of the major projects undertaken through this programme included construction of 8.2 kilometres of road to bitumen standards, construction of modern markets in Migori and Awendo, construction of a social hall in Awendo, and water reticulation system in Migori Municipality. In the education subsector the county increased access to ECDE through construction and equipping of additional 396 classrooms, recruitment of 600 ECDE teachers and provision of bursaries and scholarships to 997 bright but needy students. In the health sector some of the key outcomes include Reduction of HIV prevalence rate from 14.7 percent to 13 percent, increase in the number of functional health facilities from 205 to 284 with 5 health centres upgraded to hospital status. These achievements among others were attributed to increase in the health workforce, registration of more households in the NHIF-UHC

scheme among others. The environment and disaster management sector made various efforts in mitigating and adapting to climate change through increasing the tree cover from 3 percent to 10.76 percent, increasing the tree nurseries managed by individual farmers from 100 in 2017 to 600 nurseries in 2022, initiation of bee keeping practices in various wards in Nyatike subcounty among other initiatives. The Trade sector expanded and diversified trade, promoted fair practices and provided a conducive business environment for traders through construction of 3 modern markets, 31, market shades, 5 pit latrines and 60 *boda boda* shades, procured 3 sets of instrumentation equipment, verified 2,800 instruments, and conducted 10 consumer trainings and 800 public campaigns among others. To strengthen cooperative development services 4 coffee factories were renovated and various forums were organised to train the cooperative committees. To strengthen the service delivery the Public Service Management constructed 13 additional wared office, recruited additional 187 security wardens, conducted various capacity building for various county staff.

During implementation various challenges were faced which included inadequate funding and erratic disbursements of funds, High construction, and maintenance costs due to inflation. The key merging issue during implementation of the CIDP was the need to focus on Demographic dividend as means of addressing youth issues and harnessing their potential to spur-socio-economic development while the major lesson learnt was the need for effective collaboration, networking and linkages between the government, private sector and development partners is critical for successful implementation of key programmes.

**Chapter three** outlines the spatial framework within which development projects and programmes will be implemented. It also indicates progress made in the preparation of the county spatial plan. The county is endowed with various resources such as the Lake Victoria, minerals such as gold and fish which have not been well exploited. The chapter also outlines various industrial potential available in the county which if utilised would accelerate the economic growth and prosperity of the county. The chapter gives various strategies for enhancing the county competitiveness through taking advantage of the available resources and the strategic location of the county.

**Chapter four** provides sector development priorities, strategies, programmes, flagship projects, and cross-sectoral linkages. It also indicates how the CIDP is linked with and is contributing towards the achievement of various development plans and commitment to international goals and agreements.

**Chapter five** gives an overview on the CIDP implementation framework. The chapter discusses the framework which includes institutions responsible for the actualization of the Plan, organizational flow, resource requirements and mobilization framework, mechanisms and strategies for revenue raising, asset management, financial management and capital financing required for implementing the County Integrated Development Plan

**Chapter six** gives a brief description of the Monitoring & Evaluation structure in the county and how it is linked to the County Monitoring and Evaluation Framework as outlined in the Guidelines for Preparation of County Integrated Monitoring and Evaluation System (CIMES); mechanisms for data collection, analysis, and reporting, dissemination and citizen engagement. The CIDP Results Matrix summarizes the programme outcome indicators and targets that will allow implementers and decision-makers alike to assess progress towards the various county development priorities.

**Annex 1** is the county fact sheet that provides information on the county governments on socio economic indicator including: health, education, poverty, roads, water and sanitation.

**Dr John Odoyo Achuora**

Chief Officer, Finance and Economic Planning

## CHAPTER ONE: COUNTY OVERVIEW

### 1.1 Overview

This section provides the general information on the brief history of the county, its location, size, physiographic and natural conditions, demographic profiles, administrative and political units and Migration patterns.

#### 1.1.1 Brief History of Migori County

The County Government of Migori is one of the 47 counties in Kenya delineated as County Number 044 established under the dispensation of the Constitution of Kenya 2010 which provides for the two levels of Government. It is a county in the former Nyanza province of south-western Kenya.

#### 1.1.2 The Headquarters

The County's headquarter is based in Migori town in Suna East Sub- County. The town is in Migori Municipality which hosts headquarters for the executive and Assembly.

The county headquarters is largely cosmopolitan with the influx of population from across the country due to the emerging employment and business opportunities.

The town boasts of remarkable developments in terms of infrastructure, social amenities, as well as physical development. Since the inception of devolution, the town has seen rapid transformation, with the construction of numerous commercial buildings, mid-level hotels and restaurants, emerging shopping malls, unprecedented number of supermarkets and residential flats.

#### 1.1.3 Communities

Migori is a multi-ethnic County with the dominant communities being the Luo and Kuria. The minority communities in the county include Luhya, Kikuyu, Kisii, Suba, Maasai, Somalis, Nubians, Arabs and Indians. These communities live harmoniously and leverage on their diversity to spur growth of the county's economy.

#### 1.1.4 Major Economic Activities

The major economic are Agriculture and Livestock production, small scale mining and small-scale business enterprises. Agriculture contributes 1.8 percent to the total GVA whereas mining contributes less than 0.5 percent to total GVA (*KNBS County Gross product 2021*).

The agricultural sector is the mainstay of Migori County's economy, accounting for 60 percent of total employment. Major food crops grown in the county include maize, beans, cassava, sweet potatoes, vegetables among others while the major cash crops are sugar cane and tobacco. Crops that have potential for large scale farming include sweet potato, coffee, rice, maize, sorghum, and sunflower.

Majority of the livestock farmers in the county rear traditional breeds such as Zebu and Sahiwal and exotic breeds mainly Friesian and Ayrshire, East African Goat, indigenous chicken and bees. Most of these livestock are bred for their sentimental value and are used only in emergencies to cover medical and transport costs, pay school fees, entertain guests and pay dowry. As a result, production of major livestock products has continued to remain low resulting in importation of the deficits from the surrounding counties to meet the huge local demand.

The main formal industry in the county is the Sony Sugar Company. Other industrial ventures like the milk cooling and fish processing plants at Rongo sub-county and sweet potato processing in Kuria West sub-county are still at their early stages of operation. The county's cottage industry is still at infancy stage with over 5,000 artisans registered within the existing 200 Micro-Small Enterprises (MSE) registered associations. Most of these associations however are dormant due to lack of capital to harness the creativity of the indigenous populations.

### 1.1.5 Economic Blocs

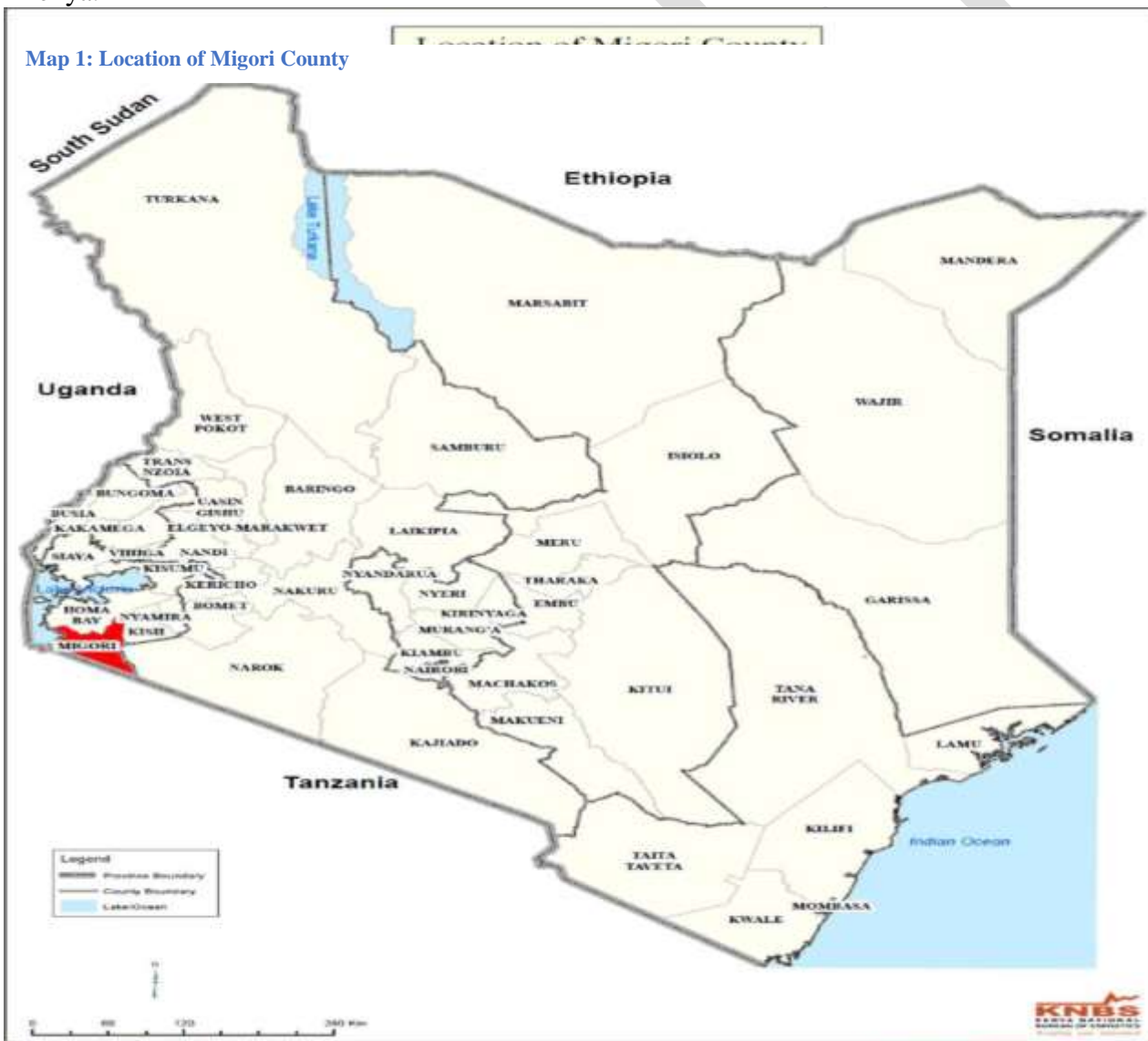
The county is a member of the Lake Region Economic Bloc (LREB) which brings together 14 counties surrounding Lake Victoria that is Kisumu, Kakamega, Trans-Nzoia, Kisii, Siaya, Homa Bay, Migori, Vihiga, Bungoma, Kericho, Busia, Nyamira, Bomet and Nandi counties. The main objective of the bloc is raising and sustaining the quality of peoples’ life and ecosystems through an integrated approach in resource mobilization, identify opportunities and purposefully have all policies, programs and activities in the Lake Region aligned. The county stands to benefit from the following main pillars identified during the development of the LREB blueprint.

- **Production Sector:** Tourism Pillar, Agriculture Pillar and Trade & Industrialization Pillar.
- **Social Sector;** Education Pillar, Health Pillar, Youth, Gender & PWDs Pillar and Water, Environment & Climate Change Pillar.
- **Enabling Sector;** Financial Services Pillar, Infrastructure Pillar, and Information Communication Technology Pillar.

### 1.2 Position and Size

The county is situated in the South-Western part of Kenya. It borders Homa Bay County to the North, Kisii and Narok Counties to the East and the Republic of Tanzania to the South. It also borders Lake Victoria to the West. It is located between latitude 1° 24" South and longitude 34° 50" East and covers an area of 2,596.5 km<sup>2</sup> including approximately 523.32 km<sup>2</sup> of water surface. Map 1 below shows the location of Migori County in Kenya.

Map 1: Location of Migori County



### 1.3 Physiographic and Natural Conditions

This section describes the general physical environment of Migori County. It also details topographic features, ecological conditions, climatic conditions, and wetlands.

#### 1.3.1 Physical and Topographic Features

The county covers a land area of 2596.5 km<sup>2</sup>, of which 11.4385 km<sup>2</sup> is gazetted forest reserve while 45.53 km<sup>2</sup> is non-gazetted forest. The total forest cover for the county is 0.03 percent and tree cover is 10.76 percent. This is lower than the national forest cover which stands at 8.83 percent. The county's altitude ranges between 1140m above sea level at the shores of Lake Victoria in Nyatike Sub-County to 4625m above sea level in Uriri Sub-County. Undulating hills cover most of the county's landscape with few stretches of flat lands. Some of the hills found in the county in Nyakune (4625m), Ogengo (4300m) and God Sibwoche (1475m) in Uriri sub-county, God Kwer (1420m), Mukuro (1454m) and Nyabisawa (1489m) in Suna West Sub-County, God Kwach (1340m) in Nyatike Sub-county, Renjoka (1592m) in Kuria West Sub-county, and Maeta (1733m) in Kuria East Sub-county

The county is home to one of the largest freshwater lakes in Africa, Lake Victoria. With a surface area of approximately 59,947 km<sup>2</sup>, Lake Victoria is Africa's largest lake by area, the world's largest tropical lake, and the world's second largest freshwater lake by surface area after Lake Superior in North America. This lake is also shared among Kenya, Uganda and Tanzania.

The main rivers in the county are Kuja, Migori and Riana, all of which originate from the highland regions of the neighbouring Kisii and Narok Counties while the smaller and mainly seasonal rivers include Ongocha, Oyani, Sare Tebesi and Nyangoto. Rivers Migori, Ongocha, Oyani and Sare eventually drain into River Kuja at various locations within the county while Nyangoto and Tebesi drain into river Migori which in turn finally drains into Lake Victoria. Other spectacular features found in the county is the Gogo Falls along River Kuja, Mugabo Cave in Muhuru Bay and the Crying Stone at Chinato in Kuria East.

The county's topography is underlain by relatively 'acidic' parent rock and Granite covering most parts of Kuria East, Kuria West, Nyatike and some parts of Rongo and Migori Sub-counties with the rest being covered by the Nyanzian and Bukoban rocks.

The low-lying areas of Nyatike experience flooding from run off from the hilly areas. However, the areas also provide favourable area for irrigation which is already being done under Lower Kuja Irrigation Project.

#### 1.3.2 Climatic Conditions

Annual temperatures vary between a mean minimum of 24°C and maximum of 31°C, with high humidity and a potential evaporation of 1800mm to 2000 mm per year. Migori County has two main rainy seasons. The long rains fall between March and May while the short rains occur between September and November. Dry seasons are experienced in two annual phases: December-February and June-September.

The total annual rainfall trends showed a slight decrease since 1985 and is expected to continue until 2040 for the long rainy season. In the opposite, the short rainy season will see a sharp increase in the precipitation. The annual mean temperature has increased since 1985 and will continue to do so until 2040 and then 2060 for both rainy seasons.

The start of the growing season is estimated based on when the climatic conditions become suitable for crop growth. Historically the start of the growing season in the county ranged between early February to late March. In future, there was a strong spatial gradient where the entire county had an early start of the season apart from a small pocket in the north-western regions. The change shows early starting of the first growing season of around

1 month in central regions. Climate advisory services will become critical to inform farmers about the optimum planting window and avoid crop loss.

### 1.3.3 Ecological Conditions

The county has six agro-ecological zones ranging from Upper Midlands (UM 1-4) to Lower Midlands (LM 1-5). UM 1-4 covers parts of Rongo, Kuria East, and Kuria West sub-counties; LM 1-5 covers parts of Rongo, Suna East, Suna West and Nyatike sub-counties. These zones determine the types of agricultural activities undertaken in each area as shown in Table 1 below. The county experiences an inland equatorial climate, modified by the effects of altitude, topographical relief, and the influence of Lake Victoria. Nyatike, Karungu, Kegonga, and Muhuru areas have harsher climatic conditions compared to the rest of the County. The lakeshore areas of Nyatike, Muhuru, Karungu, and parts of Kegonga experience unreliable and poorly distributed rainfall (County Government of Migori, 2013). Regions of high agricultural potential in Uriri, Awendo, Kuria East, Rongo, Suna East and Kuria West sub-counties are used for food and cash crop production, thanks to their fertile soils and favourable conditions. The percentage of farmers in the county who hold title deeds is 45 percent while the average land holding size in the county is 3 acres for small-scale farmers and 7 acres for the large-scale farms (County Government of Migori spatial plan, 2019).

**Table 1: Ecological zones in Migori county**

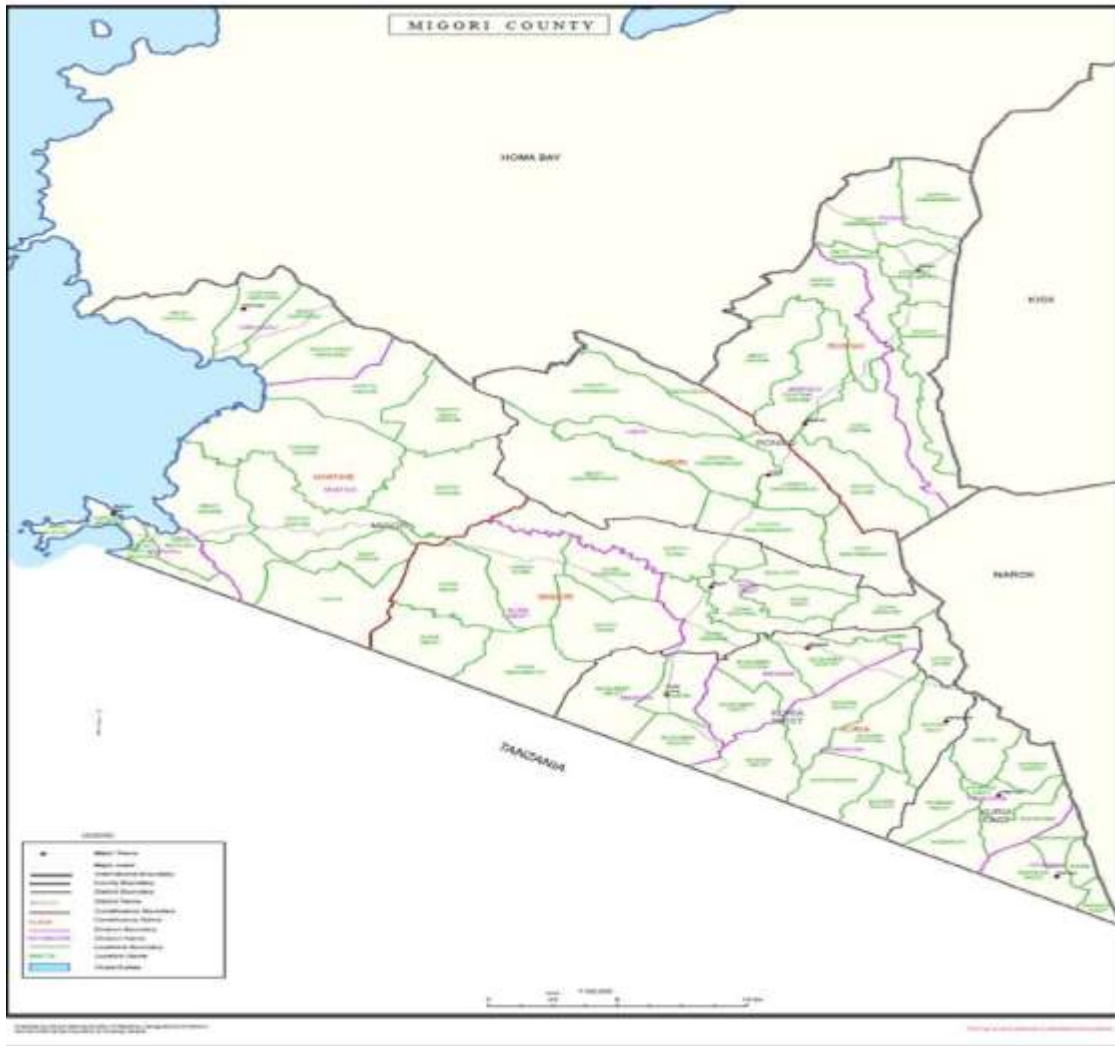
Zone	Division	Crops grown
UM1	Eastern Rongo, Awendo	Tea, Coffee, Sugar Cane, Maize, Beans, Tobacco
UM2-3	Uriri, Awendo, Kehancha, Ntimaru and some parts of Kegonga	Maize, Beans, Tobacco, Coffee, Sweet Potatoes, Cassava and Vegetables
LM1-2	Rongo, Awendo, Uriri, Mabera and Kegonga	Maize, Beans, Tobacco, Finger Millet, Coffee, Sweet Potatoes and Rain Fed Rice
LM3	Suna East	Maize, Beans, Finger Millet, Sorghum, Cotton
LM4	Nyatike, Karungu	Sunflower, Sorghum, Cassava
LM5	Western Nyatike, Muhuru	Cassava, Sorghum, Sesame

## 1.4 Administrative and Political Units

### 1.4.1 Administrative Units

Map 2 below shows the administrative and political units in Migori county.

Map 2: Administrative and political units



Administratively, the county has 12 sub-counties, with Uriri Sub- County and Ntimaru Sub- County having the largest and smallest area of 392.1km<sup>2</sup> and 56.2km<sup>2</sup> respectively.

Table 2: County's Administrative and Political Units

Sub-County	No. of Divisions	No. of Locations	No. of Sub Locations	Area (Km <sup>2</sup> )
SUNA EAST	2	11	19	205.1
SUNA WEST	4	8	18	287.5
NYATIKE NORTH	1	9	21	259.9
NYATIKE WEST	2	8	12	142
NYATIKE SOUTH	3	13	22	275
MABERA	3	7	15	189.6
KURIA WEST	4	7	15	206.1
KURIA EAST	3	10	19	131.4
NTIMARU	4	7	14	56.2
URIRI	2	8	21	392.1
AWENDO	2	9	23	255.3
RONGO	2	7	22	213.4
<b>12</b>	<b>32</b>	<b>104</b>	<b>221</b>	<b>2,613.6</b>

Source: County Commissioner's Office

### 1.4.2 County Government Administrative wards by constituency

Migori County has a total of forty wards and 141 villages as shown in table 3 below. These electoral areas are subject to reviews by the IEBC every 10 years. The reviews are guided by the population, geographic area, community of interest and cultural considerations.

Table 3: County Government Administrative Wards

Sub County	No. of Wards	No. of Villages
Rongo	4	14
Awendo	4	15
Uriri	5	19
Suna East	4	15
Suna West	4	15
Nyatike	7	27
Kuria west	7	22
Kuria East	5	14
<b>Total</b>	<b>40</b>	<b>141</b>

Source: County Government of Migori

### 1.4.3 Political Units (Constituencies and Wards)

The county comprises eight constituencies and forty wards each represented by an elected member of national and county assemblies respectively. Nyatike and Kuria West constituencies are subdivided into seven wards each whereas the constituencies with the least number of wards being Awendo, Rongo, Suna East and Suna West with four wards each. Kuria East and Uriri constituencies have 5 wards each.

Table 4: County's Electoral Wards by Constituency

SUB COUNTY	COUNTY ASSEMBLY WARD	No of Wards
RONGO	North Kamagambo, Central Kamagambo, East Kamagambo, South Kamagambo	4
AWENDO	North Sakwa, South Sakwa, West Sakwa, Central Sakwa	4
SUNA EAST	God Jope, Suna Central, Kakrao, Kwa	4
SUNA WEST	Wiga, Wasweta II, Ragana-Oruba, Wasimbete	4
URIRI	West Kanyamkago, North Kanyamkago, Central Kanyamkago, South Kanyamkago, East Kanyamkago	5
NYATIKE	Kachieng, Kanyasa, North Kadem, Macalder /Kanyarwanda , Kaler, Got Kachola, Muhuru	7
KURIA WEST	Bukira East, Bukira Central/ Ikerege, Isibania, Makerero, Masaba, Tagare, Nyamosense/ Komosoko	7
KURIA EAST	Gokeharaka/ Getambweka, Ntimaru West, Ntimaru East, Nyabasi East, Nyabasi West	5
<b>Total</b>		<b>40</b>

Source: IEBC

## 1.5 Demographic Features

This section presents the County population size and its composition highlighting the specific age cohorts, urban population, population distribution and density by Sub- County and their projected population sizes.

### 1.5.1 Population Size, Composition and Distribution

Migori County is among the counties in Kenya with a population of over 1 million inhabitants. The 2019 Kenya Housing and Population Census estimated the county's population at 1,116,436 on an area of 2,586.4km<sup>2</sup> with a population density of 427.2Km<sup>2</sup>.



### 1.5.1.1 County Population Age Structure

Figure 1 below shows the population age structure of Migori County. The pyramid takes a shape of concave with the broad base indicating high number of young people and a narrow top indicating low number of aged people. An overview of the pyramid indicates that 81.1 per cent of the population falls within the age cohort of 0-34 years a sign of high dependency ratio on the economically active group of less than 19 per cent.

Figure 1: Population Pyramid

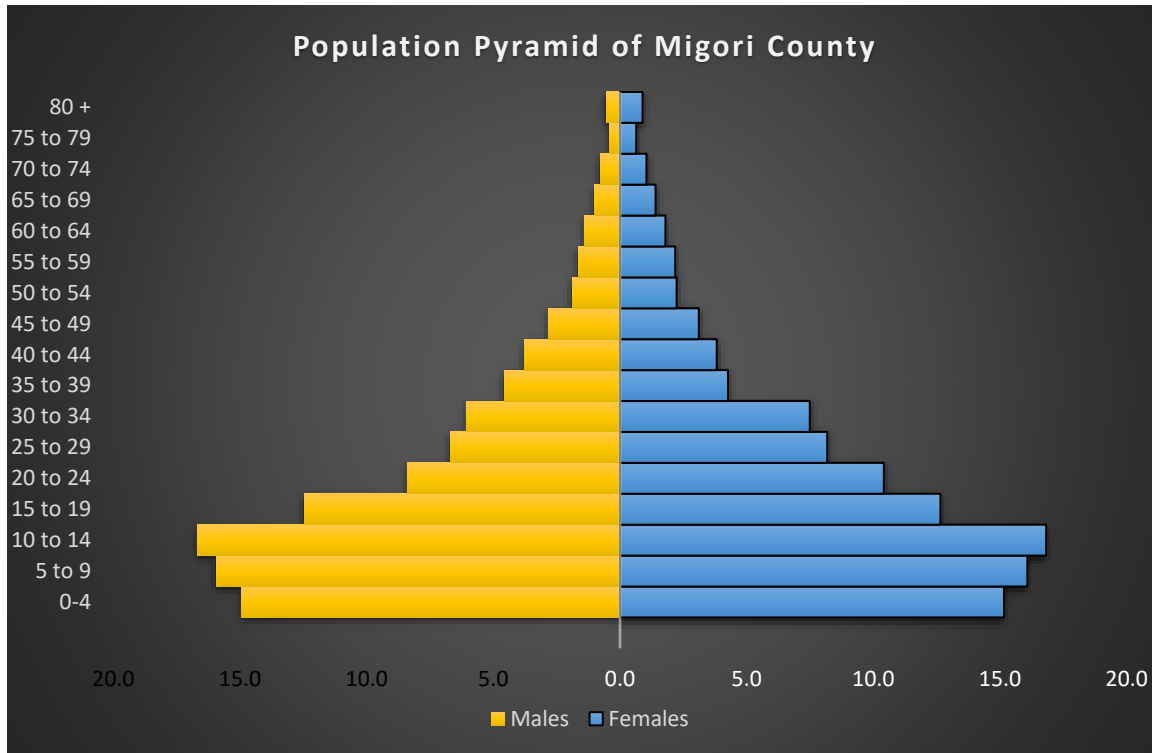


Table 5 below shows the population for Migori County for key age groups according to the 2019 Kenya Population and Housing Census (KPHC). The county had a population of 1,116,436 comprising of 536,187 Males (48 percent), 580,214 (52 percent) Females and 35 intersex. This population was projected to increase to 1,205,120, 1,292,006 and 1,352,990 in 2022, 2025 and 2027 respectively.

Table 5: Population Projections by Age Cohort

Migori	2019(Census)			2022 (Projections)			2025(Projections)			2027(Projections)		
	Male	Female	Total	Male	Female	Total	Male	Female	Total	Male	Female	Total
0-4	80,137	81,289	161,426	91,397	90,941	182,339	94,807	93,573	188,380	96,493	95,389	191,882
5 to 9	85,481	86,241	171,722	84,056	86,280	170,336	85,188	89,457	174,645	87,502	91,188	178,690
10 to 14	89,402	90,228	179,630	80,180	82,876	163,056	80,866	85,580	166,446	81,702	87,631	169,333
15 to 19	66,844	67,834	134,678	73,590	76,186	149,775	75,872	80,713	156,586	76,470	82,504	158,973
20 to 24	44,983	55,855	100,838	62,378	64,004	126,381	69,820	72,159	141,979	71,370	75,170	146,540
25 to 29	35,961	43,876	79,837	50,833	52,347	103,180	55,101	57,245	112,346	59,971	62,631	122,602
30 to 34	32,393	40,183	72,576	40,724	41,550	82,274	45,997	47,715	93,712	48,811	50,968	99,779
35 to 39	24,516	22,864	47,380	32,882	33,320	66,202	35,701	35,955	71,656	39,161	39,989	79,150
40 to 44	20,201	20,485	40,686	25,292	25,884	51,175	29,541	30,119	59,660	31,418	31,882	63,300
45 to 49	15,074	16,694	31,768	16,094	16,548	32,642	21,162	21,846	43,007	23,918	24,628	48,546
50 to 54	10,121	11,988	22,109	9,421	10,100	19,521	11,791	12,097	23,888	15,004	15,480	30,485
55 to 59	8,818	11,694	20,512	6,939	7,745	14,684	7,025	7,935	14,960	8,517	9,220	17,736
60 to 64	7,489	9,620	17,109	5,917	6,565	12,482	5,896	6,717	12,613	5,998	6,889	12,887
65 to 69	5,428	7,529	12,957	4,487	5,046	9,533	4,776	5,584	10,360	4,829	5,721	10,550
70 to 74	4,160	5,607	9,767	3,708	4,385	8,093	3,208	3,937	7,144	3,424	4,287	7,710
75 to 79	2,212	3,443	5,655	2,467	2,975	5,442	2,795	3,762	6,557	2,622	3,558	6,180
80 +	2,962	4,772	7,734	3,848	4,158	8,006	3,781	4,285	8,067	3,878	4,768	8,646
All Ages	536,187	580,214	1,116,436	594,212	610,909	1,205,120	633,328	658,677	1,292,006	661,087	691,903	1,352,990

Source: KNBS

From table 5 above, the most populous age cohort is the dependent age of less than 15 years which accounts for 43 percent of the total projected population in 2022 and is expected to drop slightly to 40 percent by end of 2027. Population above 65 years accounts for 4 percent and 3 percent of the projected population in 2022 and 2027 respectively. The workforce (19-54 years) is projected to have an upward trajectory from 40 percent in 2022, to 42 percent in 2025 and 44 percent in 2027.

### 1.5.2 Population Density and Distribution

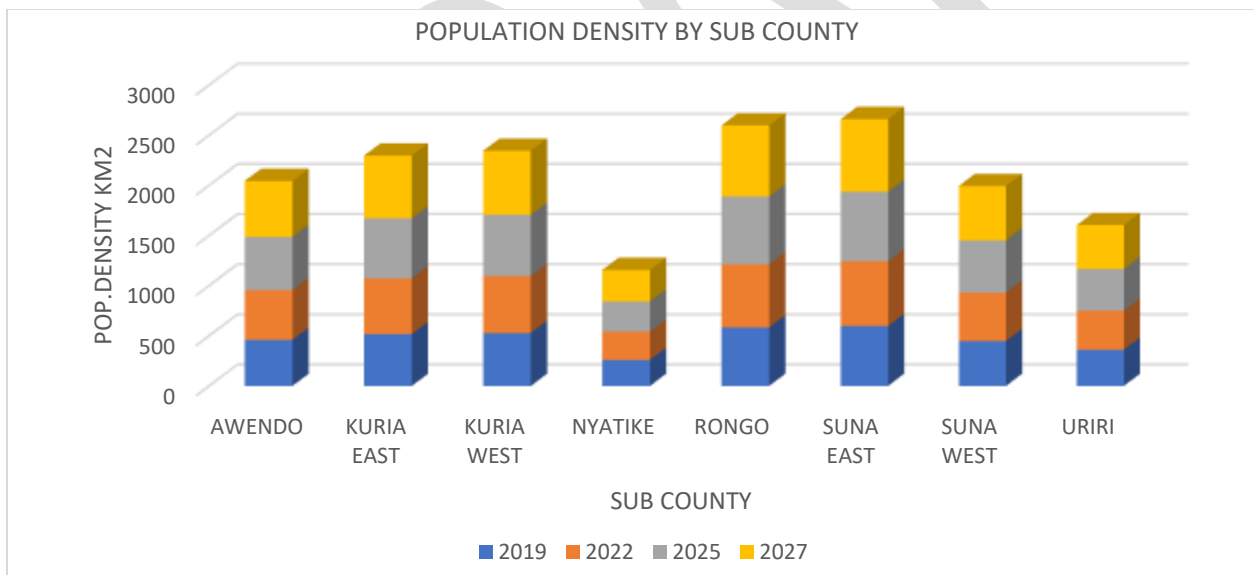
The population density in the county stood at 427 persons per square kilometre according to the 2019 KPHC census. It is projected to hit 518 persons per square kilometre by 2027 as shown in table 6 below.

Table 6: Population distribution and density by Sub-County

Sub-County	Area (KM <sup>2</sup> )	Population	2019 (Census)		2022 (Projection)		2025 (Projection)		2027 (Projection)	
			Density	Area (KM <sup>2</sup> )	Population	Density	Population	Density	Population	Density
AWENDO	255.3	117290	459	255.3	126607	496	135735	532	142142	557
KURIA EAST	187.6	96872	516	187.6	104567	557	112106	598	117398	626
KURIA WEST	395.7	208513	527	395.7	225076	569	241304	610	252693	639
NYATIKE	676.9	176162	260	676.9	190155	281	203865	301	213488	315
RONGO	213.4	124587	584	213.4	134484	630	144179	676	150985	708
SUNA EAST	205.1	122674	598	205.1	132419	646	141966	692	148667	725
SUNA WEST	287.5	128890	448	287.5	139128	484	149159	519	156200	543
URIRI	392.1	141448	361	392.1	152684	389	163692	417	171418	437
MIGORI	2613.5	1116436	427	2613.5	1205120	461	1292006	494	1352990	518

Source: KNBS

Figure 2: Population density by sub county



The County’s average population density was 427 persons per km<sup>2</sup> with Suna East Sub-county recording the highest density population of 598 persons per km<sup>2</sup> whereas Nyatike sub-county had the lowest density of 260 persons per km<sup>2</sup> according to the 2019 KPHC as shown in figure 2 above. The high population densities in Suna East, Rongo, Kuria East and Kuria west Sub counties are attributed to favourable temperatures, fertile soils, social life (people living close to each other for security) and good transport infrastructure.

### 1.5.3 Population Projection by Broad Age Groups

Table 7 below shows population projections for broad age groups. These projections shall inform the county government on policies for implementation towards various social clusters.

**Table 7: Population Projections by Broad Age Groups**

Age Group	2019 (Census)			2022 (Projection)			2025 (Projection)			2027 (Projection)		
	M	F	T	M	F	T	M	F	T	M	F	T
Infant Population (<1 Year)	14715	14978	26693									
Under 5 Population	80137	81289	161426	91397	90941	182339	94807	93573	188380	96493	95,389	191,882
Primary School (6 – 13 Years)	140856	142531	283387	131,419	135243	266662	133028	140000	273028	135513	143018	278531
Secondary School (13 – 19 Years)	101185	102314	203499	73590	76186	149775	75872	80713	156586	76470	82504	158973
Youth (15 – 29 Years)	147788	167565	315353	186801	192537	379336	200793	210117	410911	207811	220305	428115
Women of Reproductive Age (15 – 49 Years)	239972	267791	507763	301793	309839	611629	333194	345752	678946	351119	367772	718890
Economically Active Population (15 – 64 Years)	266400	301093	567493	324069	334248	658316	357907	372500	730407	380637	399361	779999
Aged (65+)	14762	21351	36113	14510	16564	31074	14560	17568	32128	14753	18334	33086

*Source: KNBS*

**Pre-School age-group (0–4 years):** As of 2019 the population in this age group stood at 161,426 representing 14.5 percent of the total population for the county. The population was projected to grow to 182,339, 188,380 and 191,882 in 2022, 2025 and 2027 respectively. According to the Kenya Constitution 2010 Article 53, this population has a right to free and compulsory basic education, basic nutrition, shelter and health care, protection from abuse, neglect, harmful cultural practices, and all forms of violence. During the plan period, the county government in collaboration with other partners shall endeavour to initiate programs geared at enhancing basic needs of this group particularly those touching on nutrition, health, education and child right.

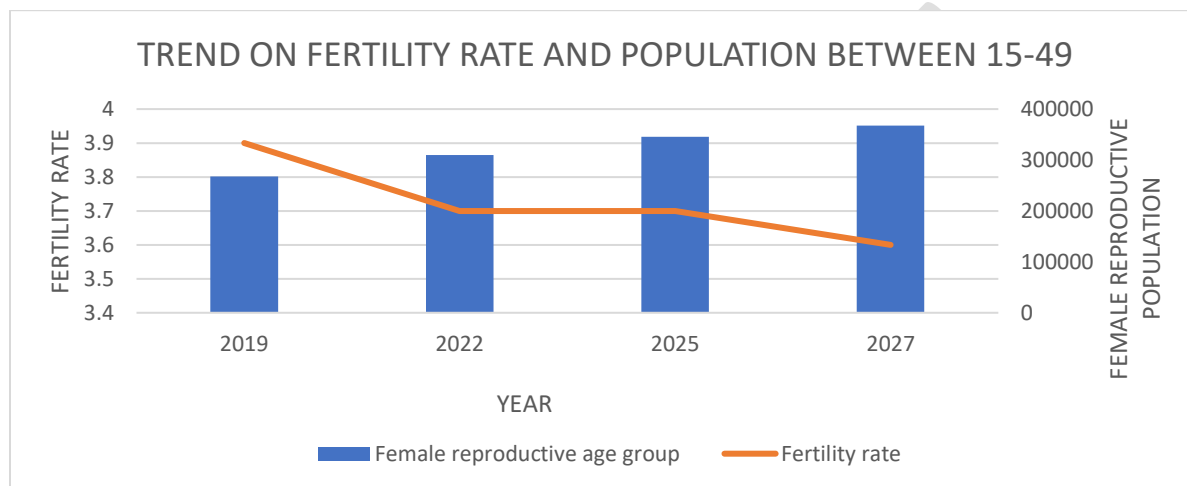
**Primary-School age-group (5–14 years):** In 2019, the total population in this age bracket was 351,352 persons representing 31.5 percent of the total population. The number was projected to grow to 333,392, 341,091 and 348,023 persons in the years 2022, 2025 and 2027 respectively. This age group needs support in accessing quality education, health, sanitation and food security. The county government in collaboration with other partners shall implement strategies to ensure there is adequate school infrastructure, pupils' social welfare, food and water. In addition, efforts shall be made to implement child protection policies that address among other child labour, female genital mutilation, sexual and gender-based violence and protection of orphans and vulnerable children.

**Secondary-School age-group (15-19):** The total population for the secondary school age group was 134,678 as of 2019 out of which 101,185 and 102,314 constituted male and female population respectively. This was projected to grow to 149,775, 156,586 and 158,973 in 2022, 2025 and 2027 respectively. During the plan period priority areas for the age group shall be school infrastructure development, recruitment of teachers, enhance school feeding programmes, adolescent friendly programmes and education support.

**Youth Population (15-30):** The number of youths in the county according to the 2019 census was 315,353 representing 28.2 percent of the county population. This is projected to rise to 379,336, 410,911 and 428,115 persons in the years 2022, 2025, and 2027 respectively. The county shall in adherence to the Kenya Constitution 2010 Article 55, put in place affirmative action programs addressing youth issues particularly access to education and training. In addition, efforts shall be made to equip VETCs and other training facilities with the view of equipping them with skills and talents that shall enable them to participate in social, political and economic spheres of life and have access to employment

**Female Reproductive Age-group (15–49 years):** The total female population in this age bracket stood at 267,791 persons as per the 2019 census representing 24 percent of the total population. The number is projected to increase to 309,839, 345,752 and 367,772 in 2022, 2025 and 2027 respectively. This age group is crucial in determining the fertility rates and hence the potential to contribute to substantial population growth in the county. However, as a result of concerted efforts by the county government and other development partners as seen figure 3 below, the fertility rate has reduced to 3.9 in 2019 from 5.3 in 2009 and is projected to reduce further to 3.7 and 3.6 in 2025 and 2027 respectively an indication of stable population growth rate. During the plan period, further interventions towards this target group shall be upscaled towards healthcare improvement, provision of education and improving of female labour force participation on county development agenda.

Figure 3: Trend on fertility rate vs reproductive age cohort



### Teenage Pregnancy in Migori County

Teenage pregnancy refers to percentage of women aged between 15 – 19 years who have ever been pregnant. The KDHS 2022, Key Results Indicator Report shows that the prevalence of teenage pregnancy in Migori County is 23% which is higher than the national average of 14.9% placing Migori among the top 10 Counties with highest teenage pregnancy levels. Besides this, the Department of Health has recorded pregnancy among girls aged 10-14 years at health facilities within the county.

Girls aged between 10 – 19 years are children who are supposed to be in school, have impaired capacity to make informed choices and are inadequately prepared to care for themselves and their children. With increased risks on their health and their children, such girls may never reach their full potential in the labour market. Overall, the high risks to both the mother and the baby worsens education, health and economic wellbeing indicators with school dropouts, maternal mortality and increased household poverty among others.

The high prevalence of teenage pregnancy presents a serious challenge to the County’s potential to achieve a demographic dividend. There is need for clear roadmap on how the County Government and stakeholders will contribute towards ICPD25 Country commitment of ending teenage pregnancy in Kenya by the year 2030 and fast-track the attainment of demographic dividend. The following interventions are proposed during the plan period to reduce teenage pregnancy:

1. Due to the complex nature of teenage pregnancy, there is need for support for multi-sectoral engagement, development of an Action Plan for Adolescents and Youth wellbeing and mobilize resources for implementation of the County Action Plan to reduce teenage pregnancy during the plan period.
2. Undertake Advocacy activities for County leadership and partners to provide budgetary allocation/support for Adolescent and youth development projects.

**Labour Force Age- group (15–64 years):** In the year 2019, the population in this age-group was 567,493 persons representing 50.8 percent of the total population. This is projected to increase to 658,316, 730,407 and 779,998 persons in the years 2022, 2025 and 2027 respectively. This is the economically active age group whose increase requires a commensurate increase in creation of job opportunities. In order to absorb the increasing labour force, strategies will be put in place by investment in diverse sectors such as modern agriculture and livestock, agribusiness, ICT, transport and infrastructure(boda-boda), trade (MSMES), Marketing and eco-tourism.

**The Elderly age-group (65+ Years):** This age group had a total population of 36,113 as of 2019 representing 0.03 percent of the total population. This figure is projected to grow to 31,074, 32,128 and 33,086 in 2022, 2025 and 2027 respectively. This indicates that the life expectancy levels will increase. It is on this basis that the county government in collaboration with other development partners will endeavour to programs to address their varied needs, especially those associated with old age since they are no longer active economically.

#### 1.5.4 Population projection by subcounty

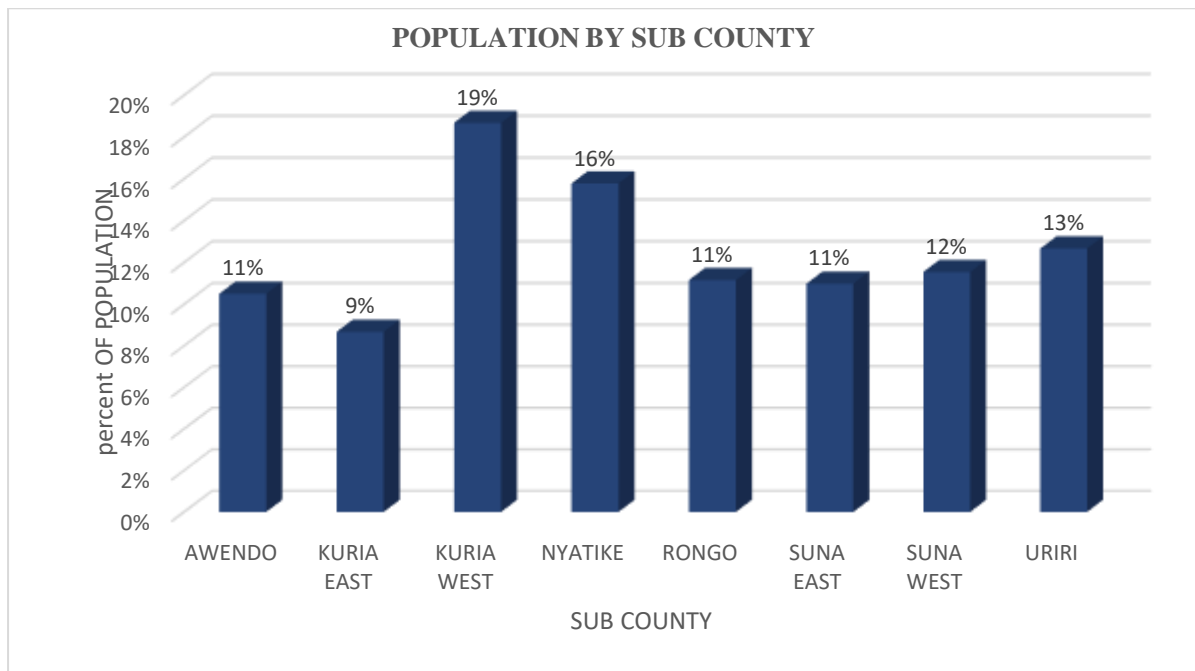
According to the Kenya Population and Housing Census (KPHC) 2019, the population for Migori County was 1,116,436 with Kuria West having the highest population of 225,076 and Kuria East having the lowest population of 104,567 as shown in the table 8 below. The total county population is projected to increase to 1,205,120 in 2022, 1,292,006 in 2025 and 1,352,990 in 2027 as shown in table 8 below.

**Table 8: Population Projections (by Sub-County and Sex)**

	(Census) 2019			2022 (Projection)			2025 (Projection)			2027 (Projection)		
	Male	Female	Total	Male	Female	Total	Male	Female	Total	Male	Female	Total
<b>MIGORI</b>	<b>536,187</b>	<b>580,214</b>	<b>1,116,436</b>	<b>594,212</b>	<b>610,909</b>	<b>1,205,120</b>	<b>633,328</b>	<b>658,677</b>	<b>1,292,006</b>	<b>661,087</b>	<b>691,903</b>	<b>1,352,990</b>
<b>AWENDO</b>	56,348	60,939	<b>117,290</b>	62,446	64,163	<b>126,607</b>	66,557	69,180	<b>135,735</b>	69,474	72,670	<b>142,142</b>
<b>KURIA EAST</b>	46,969	49,894	<b>96,872</b>	52,052	52,534	<b>104,567</b>	55,478	56,641	<b>112,106</b>	57,910	59,498	<b>117,398</b>
<b>KURIA WEST</b>	101,090	107,417	<b>208,513</b>	112,030	113,100	<b>225,076</b>	119,405	121,943	<b>241,304</b>	124,638	128,094	<b>252,693</b>
<b>NYATIKE</b>	83,989	92,164	<b>176,162</b>	93,078	97,040	<b>190,155</b>	99,205	104,627	<b>203,865</b>	103,553	109,905	<b>213,488</b>
<b>RONGO</b>	59,257	65,329	<b>124,587</b>	65,670	68,785	<b>134,484</b>	69,993	74,164	<b>144,179</b>	73,060	77,905	<b>150,985</b>
<b>SUNA EAST</b>	58,977	63,694	<b>122,674</b>	65,359	67,064	<b>132,419</b>	69,662	72,307	<b>141,966</b>	72,715	75,955	<b>148,667</b>
<b>SUNA WEST</b>	61,430	67,459	<b>128,890</b>	68,078	71,028	<b>139,128</b>	72,559	76,582	<b>149,159</b>	75,740	80,445	<b>156,200</b>
<b>URIRI</b>	68,127	73,318	<b>141,448</b>	75,500	77,197	<b>152,684</b>	80,470	83,233	<b>163,692</b>	83,997	87,431	<b>171,418</b>

Figure 4 below shows the population by sub county according to the 2019 KPHC. Kuria West and Kuria East sub-counties are the highly and less populated sub-counties at 19 percent and 9 percent respectively. The high population in Kuria west can be attributed to the favourable climatic conditions which encourage agriculture and its proximity to the Kenya-Tanzania border which is conducive for business.

Figure 4: Population by subcounty



### 1.5.5 Population by Urban Area

Table 9 below shows the urban population in Migori County as per the 2019 KPHC.

Table 9: Population by Urban Area

Urban Area	Census (2019)
Migori	71,661
Awendo	16,815
Kehancha	22,188
Rongo	20,686
Isibania	23,891
<b>Total</b>	<b>155,241</b>

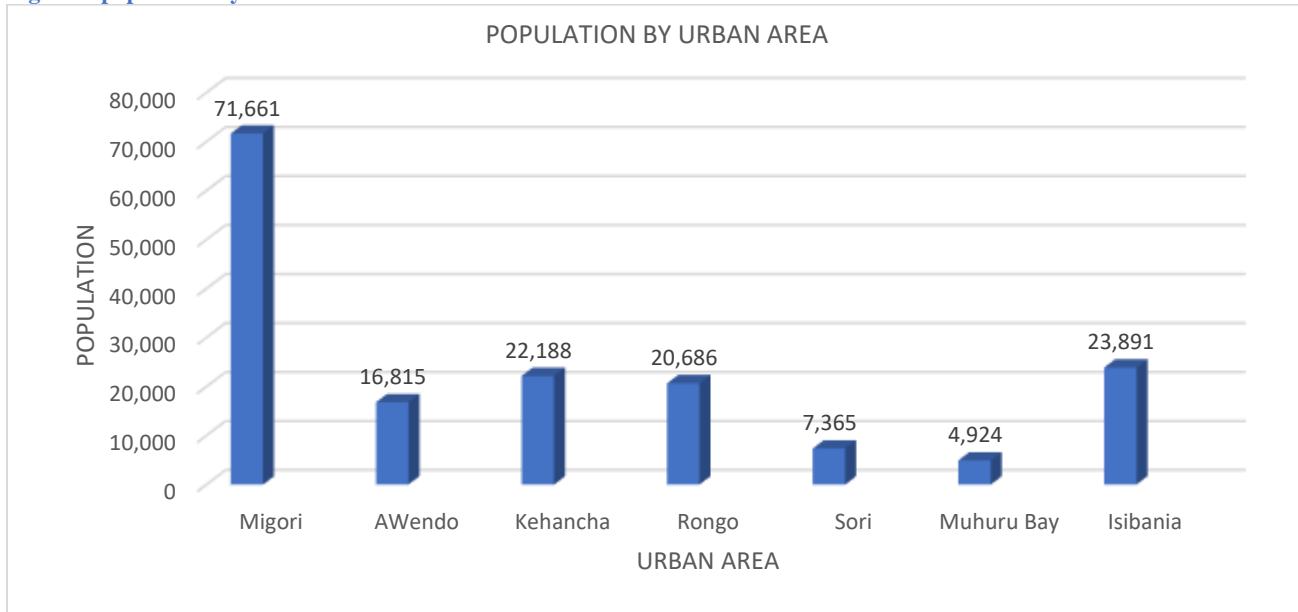
Source: KNBS

The county has five recognized towns with an average of over 10,000 persons. These are Migori, Kehancha, Awendo, Rongo and Isebania with a combined population of 155, 241 or 15 per cent of the county population as per the 2019 KPHC compared to 137,112 as at 2009 census. Migori is the most populous urban area with a population of 71,661 and Awendo being the least populous with a population of 16,815. Four urban areas have also been granted municipality status. These Municipalities are Migori, Rongo, Awendo and Kehancha.

The rapid growth in the urban population is because of the existence of relatively adequate social amenities such as banks, housing and health services. However, this situation is straining the existing urban facilities like housing, water, health services and education facilitation. During the plan period, the county government in collaboration with other development partners has prioritised to address the above challenges through construction of decent affordable houses, improvement and expansion of infrastructure, extensive town planning, preparation of spatial plans and establishment of proper sewerage and garbage management systems.

Further efforts shall be made to enhance value addition and productivity among the small and medium enterprises through seminars, short-term trainings, construction of small-scale industries, industrial parks, refurbishment and expansion of the social amenities which directly affect the efficiency of the SMEs operating in these urban towns.

Figure 5: population by urban area



### 1.5.6 Migration in Migori County

Based on 2019 census, Migori County reported a total of 55,664 recent in-migrants and 61,345 recent out-migrants giving rise to a net out-migration of 5,681 people. The County recorded more female recent in- and out-migrants with a net female in-migration of 758 females.

With respect to lifetime migrants, Migori had net out-migration of 28,382 people. There was more female lifetime in- and out-migrants than men. About 42,000 male lifetime in migrants and about 70,000 male outmigrants were recorded. The female lifetime in-migrants were more than double the number of male counterparts with an even higher number of female lifetime out migrants.

On education attainment, about 44% of the recent migrants had primary education, 24% had secondary education, while 12% had tertiary education. About 15% reported never attending school. The rest either did not state their education level or had other levels of education. Similarly, there were more lifetime migrants with primary level education (48%), about 24% had secondary education and 12% had tertiary education. The rest had either no education, other levels of education or did not state.

#### 1.5.6.1 Remittances from Emigrants

With respect to emigrants, Migori County had a total of 5,968 emigrants enumerated out of which 2,180 reported sending remittances back home. Overall, out of the 238,078 households in Migori County, 1,892 households reported receiving remittances from the emigrants.

### 1.5.7. Population of Persons with Disability

As per the 2019 KPHC, 34,966 people or 0.03 percent of the county population were considered living with various disabilities with 0.09 and 0.01 percent living with visual and mobility difficulties respectively among other cadres of disability as indicated in table 10 below.

The County Government of Migori recognizes disability as one of the cross-cutting development issues to be mainstreamed into sectoral and institutional framework for programming. Therefore, during the plan period, the county in adherence to the Kenya Constitution 2010 Article 54, shall mainstream the following affirmative action programs for the PLWDs: -

- a) Be treated with dignity and respect and be addressed in a manner that is not demeaning.
- b) To access educational institutions and facilities for persons with disability that are integrated into the society.

- c) To reasonably access all places, public transport, and information.
- d) Use sign language, Braille or other appropriate means of communication.
- e) Access materials and devices to overcome constraints arising from the person's disability.
- f) 5 percent of labour force comprise PLWDs.

Further, the county shall sensitize PLWDs on the existing policies and opportunities for economic empowerment, construct, rehabilitate and equip existing education infrastructure and enhance the Cash Transfer Program to incorporate more Persons Living with Disability.

**Table 10: population of people living with Disability.**

	Age 5+			5-14			15-24			25-34			35-54			55+		
	Total	Male	Female	Total	Male	Female	Total	Male	Female	Total	Male	Female	Total	Male	Female	Total	Male	Female
<b>Migori</b>	<b>954,920</b>	<b>456,008</b>	<b>498,879</b>	<b>351,339</b>	<b>174,874</b>	<b>176,452</b>	<b>235,554</b>	<b>111,835</b>	<b>123,711</b>	<b>152,393</b>	<b>68,341</b>	<b>84,043</b>	<b>141,917</b>	<b>69,898</b>	<b>72,016</b>	<b>73,717</b>	<b>31,060</b>	<b>42,657</b>
Visual	11,141	4,648	6,492	1,397	774	623	1,381	685	696	1,131	502	629	2,582	1,041	1,540	4,650	1,646	3,004
Hearing	6,065	2,613	3,452	1,595	815	780	1,023	512	511	629	309	320	761	330	431	2,057	647	1,410
Mobility	11,064	4,154	6,909	1,144	630	513	1,024	535	489	971	430	541	2,297	961	1,336	5,628	1,598	4,030
Self-care	3,519	1,482	2,036	727	402	324	510	254	256	335	168	167	461	226	235	1,486	432	1,054

### 1.5.8 Migori Demographic Dividend Potential:

Demographic dividend (DD) presents an opportunity to accelerate economic growth and achieve sustainable development and social change. It is the result of changes in the population age structure that occur from declines in both child mortality and fertility. The demographic dividend occurs when the falling birth rate changes the age distribution so that fewer investments are needed to meet needs of youngest age groups and resources are released for investment in socio economic development. There is need for targeted investments in human, social, and physical capital to harness the demographic dividend.

**Table 11: Demographic Dividend Potential**

Category	2019	2023	2024	2025	2026	2027
Population Size	1,116,436	1,234,082	1,263,044	1,292,006	1,322,498	1,352,990
Population below 15 (percent)	45.9	42.2	41.6	41.0	40.4	39.9
Population 15 – 64 (percent)	50.8	55.3	55.9	56.5	57.1	57.6
Population above 65 (percent)	3.23	2.55	2.52	2.49	2.64	2.62
Dependency Ratio	96.7	80.9	78.8	76.9	75.1	73.5
Total Fertility Rate	3.9	3.7	3.7	3.7	3.6	3.6

Source: KNBS 2019, NCPD 2022

In 2019, Migori County population was enumerated at 1,116,436. The population is projected to grow to 1,352,990 in 2027. The proportion of children under the age of 15 was 45.9 percent in 2019 way above the national average of 39 percent, while Total fertility rate for the County was 3.9 percent in 2019 also above the national average of 3.4. Over the plan period, the young dependents are projected to drop from 42.2 percent at the start of the plan period to 39.9 percent, in 2027 and fertility rate is projected to drop to 3.6 in 2027. The high fertility rates for the County will lead to relatively higher proportions of the young dependents. Therefore, despite the projected increase in the working age population, from 55.3 to 57.6 over the plan period, the high proportion



of the young dependents will delay the County in attaining the threshold (of 30 percent) for the demographic dividend window of opportunity to open. Migori’s window of opportunity is projected to open beyond the year 2046. The relatively high dependency ratio will continue to constrain savings and lower productivity necessary for county economic growth and development. There is need for planned interventions that will lead to changes in the County’s age structure and fast track the opening of the county’s demographic dividend window of opportunity.

The key pillars of demographic dividend are Health and Wellbeing, Education and Skills Development, Employment and Entrepreneurship, and Rights, Governance and Youth Empowerment. Migori County needs to approach the attainment of demographic dividend as an interrelated system in which multiple sectors work together to create a favourable policy environment. Among other things, the County will need to continue strengthening its efforts in supporting reproductive health and family planning to achieve better levels of health and fast track opening of the window of opportunity. In addition, investments in education and economic initiatives to facilitate human capital development and productive labour market will enable the County to harness its potential for attainment of the demographic dividend.

### 1.6 HUMAN DEVELOPMENT INDEX (HDI)

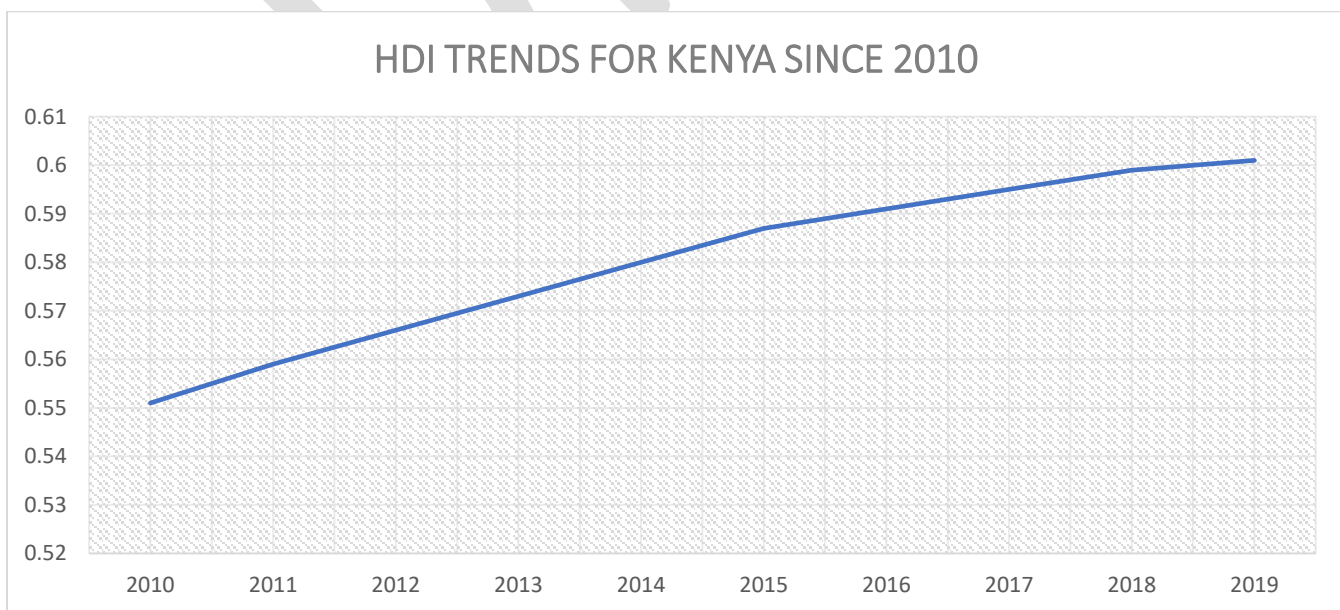
HDI is a summary composite measure of a country’s average achievements in basic aspect of human development particularly on the following three socio-economic dimensions: -

- i. Access to health, as measured by Life expectancy.
- ii. Access to education, as measured by mean years of schooling and expected years of schooling.
- iii. Improved standards of living, as measured by Gross National Income (GNI) Per Capita.

As indicated in table 12 below, the country’s HDI improved by 9.07 percent between 2010 and 2019 a fact that can be attributed to significant investments in education, health and sanitation and other economic measures.

Table 12: Kenya’s HDI Performance

Year	2010	2011	2012	2013	2014	2015	2016	2017	2018	2019
HDI	0.551	0.559	0.566	0.573	0.580	0.587	0.591	0.595	0.599	0.601
Ranking	142	142	142	142	140	141	140	142	141	143



Source: [Kenya - Human Development Index - HDI 2019 / countryeconomy.com](https://countryeconomy.com)

## Access to health

In 2019, life expectancy at birth in Migori county stood at 50.5 years and 60.6 years for males and females respectively. This was below the national life expectancy of 60.6 years and 66.5 years for male and female respectively. Migori county had a score of 0.49 against an average national score of 0.58.

The health sector in the county continues to face several challenges that hinder effective and efficient service delivery. Some of these challenges include underfunding due to competing community needs, inadequate healthcare workers, inadequate health infrastructure, poor governance and lack of accountability the use of resources allocated to the sector, inadequate equipment including IT infrastructure, frequent power outages, water shortages, poor access roads and inadequate skilled staff to operate the modern equipment and inadequate support for the community health volunteers.

To increase life expectancy at birth, the county government in collaboration with other partners concerted effort shall be put in place to capacity build health workers, train health workers, improve leadership and management in health institutions, access to clean water and adequate sanitation including incorporation of universal health coverage. This will contribute towards a better, responsive, and improved health care system.

## Access to education

Significant strides have been made in primary school enrolment. In 2018, Migori County primary school enrolment for boys and girls was 132,823 (50.4 percent) and 130,711 (49.6 percent) respectively. The national primary school enrolment in the same year stood at 5,364,300 (50.88 percent) and 5,178,300 (49.12 percent) for boys and girls respectively. In 2022, Migori county enrolment for boys and girls was 147,704 (50.5 percent) and 144,991(49.5 percent) respectively.

The major challenges to education in the county are high cases of school dropout and chronic absenteeism. These are attributed to: -

- i. Availability of easily accessible sources of money such as mining and fishing activities.
- ii. Teenage sex, early marriages, and teenage pregnancies.
- iii. High HIV / AIDS prevalence rate in Migori county resulting to deaths of parents and guardians increasing the number of orphans who are not able to continue with education.
- iv. Ignorance among parents and guardians.
- v. Low-income levels of parents /households.

The county government in collaboration with other development partners shall endeavour to promote education by: -

- i. Supporting needy but bright students with bursaries
- ii. Providing competent and adequate teachers
- iii. Providing infrastructure and amenities
- iv. Providing teaching and learning materials including chairs desks, tables, and books.
- v. Providing capitation grants
- vi. Support continuous professional development for teachers.
- vii. Providing dignity packs to learners in primary and secondary schools
- viii. Conduct continuous surveys on school dropout rates, causes and interventions
- ix. Provide support to learners with special needs.

## Improving living standards

Gross National Income (GNI) Per Capita is a strong indicator of the standard of living of an average citizen in the country. In 2021, Kenya's GNI Per Capita was \$2,010, a 9.24 percent increase from 2020 that stood at \$1,840. According to the world bank, Kenya is a lower middle-income economy since its GNI Per Capita falls within the bracket of \$1,086 and \$4,255.

To contribute towards increasing the GNI Per Capita the county will do the following:

- i) Support and encourage utilization of available land for agricultural activities.
- ii) Promote and support entrepreneurship.
- iii) Make the county attractive for both local and foreign investors.
- iv) Implementing plans and funding commitments.
- v) Aligning economic development policies to national priorities.
- vi) Utilizing the county's competitive advantage.
- vii) Encourage specialization in activities that generate value to increase productivity.
- viii) Promote and support existing economic activities such as fishing and mining.
- ix) Support innovation in existing economic sectors.
- x) Working with the informal sector to incorporate it into the economic development plans.
- xi) Investment in education and training to create skilled workforce.
- xii) Invest in infrastructure to spur economic growth.

### 1.7. POVERTY DRIVERS IN MIGORI COUNTY

Poverty is a state of inability to satisfy one's basic needs, which include food, clothes, and shelter. The United Nations Social Policy and Development Division identify inequalities in income distribution and access to productive resources, basic social services, and opportunities as some of the causes of poverty.

The poverty level in the County is approximately 46.7 percent as indicated in the Migori County CIDP, 2018-2022. The rate is relatively higher than the national poverty rate at 45.9 percent. The high poverty levels have been associated with over-reliance on agriculture, rapid population increase in urban areas and lack of employment opportunities.

Poverty drivers are factors that cause or increase the incidence of poverty. Some of the major drivers of poverty in Migori County include dwindling access to productive land often due to (conflict, overpopulation, or climate change), over-reliance on traditional farming methods and overexploitation of resources such as fish which put increasing pressure on many traditional livelihoods and lack of skills and capital to acquire modern equipment to exploit the available mineral resources. Other drivers of poverty include corruption, practice of retrogressive cultures, insecurity in form of cattle rustling in Kuria region, vandalism of public infrastructure including solar street lighting and criminal activities which scare potential investors.

To achieve **SDG 1** *Ending Poverty in all its forms everywhere* the following strategies and projects are proposed.

#### Strategies

- Enhance quality education which will inculcate knowledge and life skills for children and youths to realize their full potential on entrepreneurship, craft, and value addition.
- Equitably distribute available resources.
- Commit to climate change mitigation and adaptation measures.
- Ending hunger by supporting farmers to diversify and increase productivity.
- Promote peaceful coexistence among communities.
- Enhance access to financial services for small businesses.

## Projects

- Establish and roll out a county revolving fund to support business start-ups.
- Establish/improve infrastructure like roads, sewer and sanitation, water supply, electricity, and markets in all urban areas.
- Develop capacity building programmes for farmers and small-scale traders in the county.
- Provide extension services to farmers to help improve productivity
- 

### 1.8. INVESTMENT OPPORTUNITIES IN MIGORI COUNTY

Table 13 below summarizes the available investment opportunities in Migori county.

Table 13: Investment Opportunities in Migori County

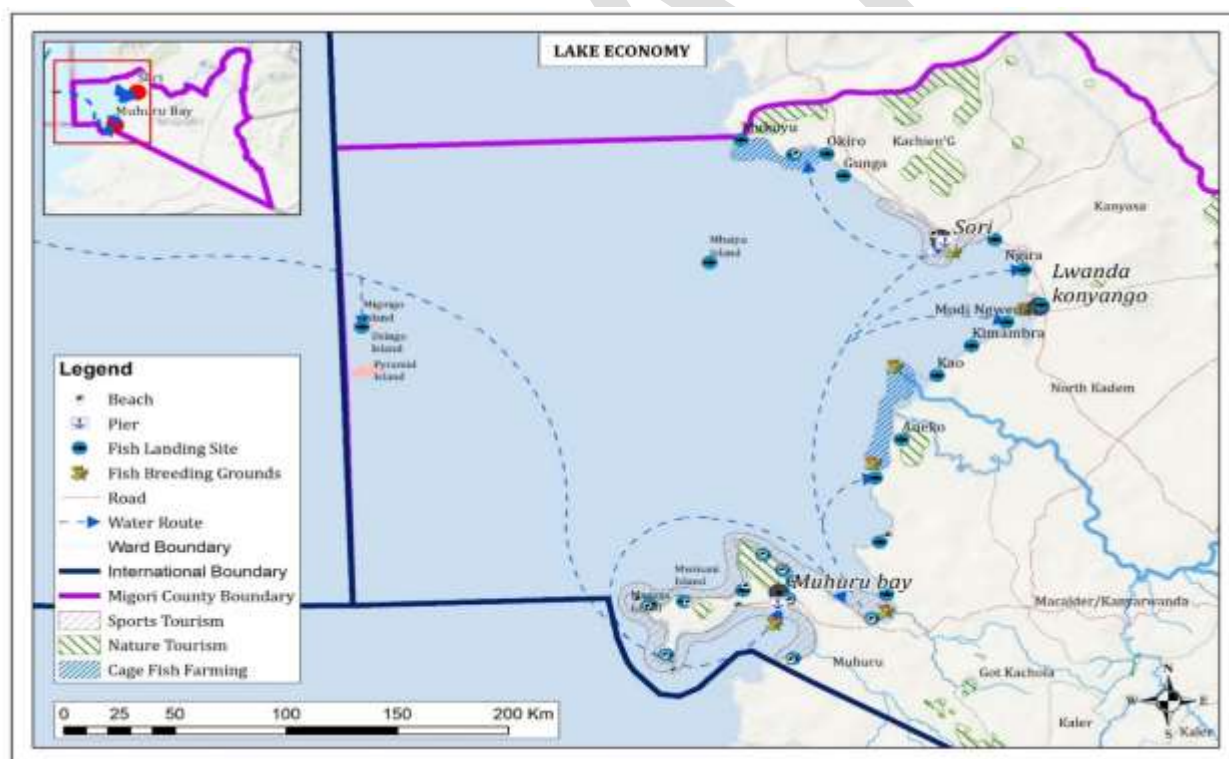
NO	POTENTIAL	INVESTMENT OPPORTUNITIES	LOCATION
1	<b>Agriculture, Livestock and Fisheries</b>		
	Availability of land and favourable climatic condition for livestock farming	i. Ranching, ii. poultry farming iii. dairy farming iv. apiculture v. value addition of livestock products	Kanyasa, North Kadem, Macalder/Kanyarwanda, Got Kachola, and West Sakwa Wards.
	Availability of viable land and favourable climatic condition for Coffee, sugarcane, sunflower farming Sugarcane, cotton, rice sorghum, tobacco, sweet potatoes and horticulture farming.	i. Coffee processing plants ii. Sunflower Oil extraction plants iii. Sugar milling plants	Ntimaru East and West, Nyabasi East and West, Isibania, Makerero, Gokeharaka/Getambwega, God Jope, North Kamagambo, South Kamagambo, South and Central Sakwa, and West Sakwa Wards Bukira East and Central, Masaba, Kwa, Suna Central, Tagare, Oruba-Ragana, Kakrao, West, Central, North, East, and South Kanyamkago, Kanyasa, and Kachien’g Wards
	Ranching, poultry, cotton, millet farming and value addition		Muhuru, Got Kachola, North Kadem, parts of Kanyasa, and Macalder/Kanyarwanda Wards
	Fish farming and value addition		Lake shore regions in Nyatike subcounty like Sori and Muhuru, also fish farming through construction and stocking fishponds across the county
Commercial tree planting		Countywide	
2	<b>Mining and Extraction</b>		
	Presence of Gold, Zinc, silver, and Copper	Use of modern machinery in mining and extraction	Rongo, Nyatike, Suna West, Suna East and Kuria West sub-counties North Kamagambo, Kehancha and Nyarombo
	Availability of quarry stones	Ballast extraction	Migori Hills
	Availability of suitable soil for brick making	Brick making	Across the county
3	<b>Trade and Tourism industry</b>		
	Demand for hospitality services	Hotels and restaurants	In the major towns in the county including the lakefront towns
	Presence of tourism and cultural sites	Recreational facilities (parks, museum, cultural centres and artifacts)	All the tourism sites in the county
Proximity to Lake Victoria	Water sports Water transport Fish processing Water front recreation amenities	Areas around Lake Victoria	

NO	POTENTIAL	INVESTMENT OPPORTUNITIES	LOCATION
	High Demand for goods and services	Wholesale and retail enterprises Modern markets Malls	Major towns in the county
4	<b>Social infrastructure</b>		
	High demand for social amenities	Health facilities and products Education institutions and related products Real estate	In major towns and market centres across the county
5	<b>Alternative Energy Industry</b>		
	High solar irradiance levels	Solar energy generation	Across the county
	Windy lake shores	Wind energy generation	Along the shores of Lake Victoria
	Availability of materials for Biomass.	Biogas production	Across the county
		Brickette production	

### 1.9. HARNESSING OF THE LAKEFRONT AS A RESOURCE

In Migori, the water frontier is more than just a significant physical feature; The County boasts of a long stretch of the Lake Victoria’s shoreline from Sori town to Muhuru Bay. The county has 478 km<sup>2</sup> of water surface and borders Tanzania and Uganda which share the lake.

Map 3: Lake Front Economy



This critical resource has a lot of potential to turn around the economic fortunes of the residents of the shoreline and the county at large. The predominant activity along this shoreline is majorly fishing and subsistence farming with potential of irrigation owing the availability of land and reliable water sources.

During this plan period, the county shall shift its focus to the lake by putting in place enabling infrastructure like roads along the shoreline to improve access to the lakefront and open up the lakefront for investment. This will

stimulate the economy of the lake through tourism, agribusiness, fish processing and hospitality. The county will also work together with other stakeholders to revive Macalder airstrip as part of the transport infrastructure along the lakefront.

These major infrastructural investments shall be backfilled with other recreational amenities such as waterfront – boardwalk and seating, promenade and dining terrace, new waters’ edge pathway for pedestrians, cyclists, joggers and sightseers, marina, an outdoor health and wellness zone, stage for public events, viewing and cultural performances, a floating stage, recreational park, and a lakefront water sports complex.

The county will not be able to accomplish all these alone without strategic partnerships with stakeholders and other likeminded organisations. In line with this, the county will form a Special Purpose Vehicle (SPV) that will seek meaningful public private partnerships with investors with an intention of reducing government bureaucracy and giving the local people more say on how they want the lakefront to be managed. The county will seek to partner with investors in hospitality, eco, water sports and culture tourism, fish leather processing, housing, and mineral processing. To achieve all these, the county shall map out all public land and entrust it to the SPV for proper management and use.

The county will also seek broader partnership with the other four waterfront counties namely Homabay, Kisumu, Siaya and Busia to create a synergy with focus on the three major goals which are connecting the region, protecting the lake and its environment, and stimulating the economy for prosperity of the people. This initiative will have several components cutting across Spatial planning, maritime, and waterfront infrastructure development, tourism and wildlife, aquaculture and fisheries, environment conservation management, climate change and green energy and blue economy and learning.

## CHAPTER TWO: PERFORMANCE REVIEW OF THE PREVIOUS CIDP PERIOD

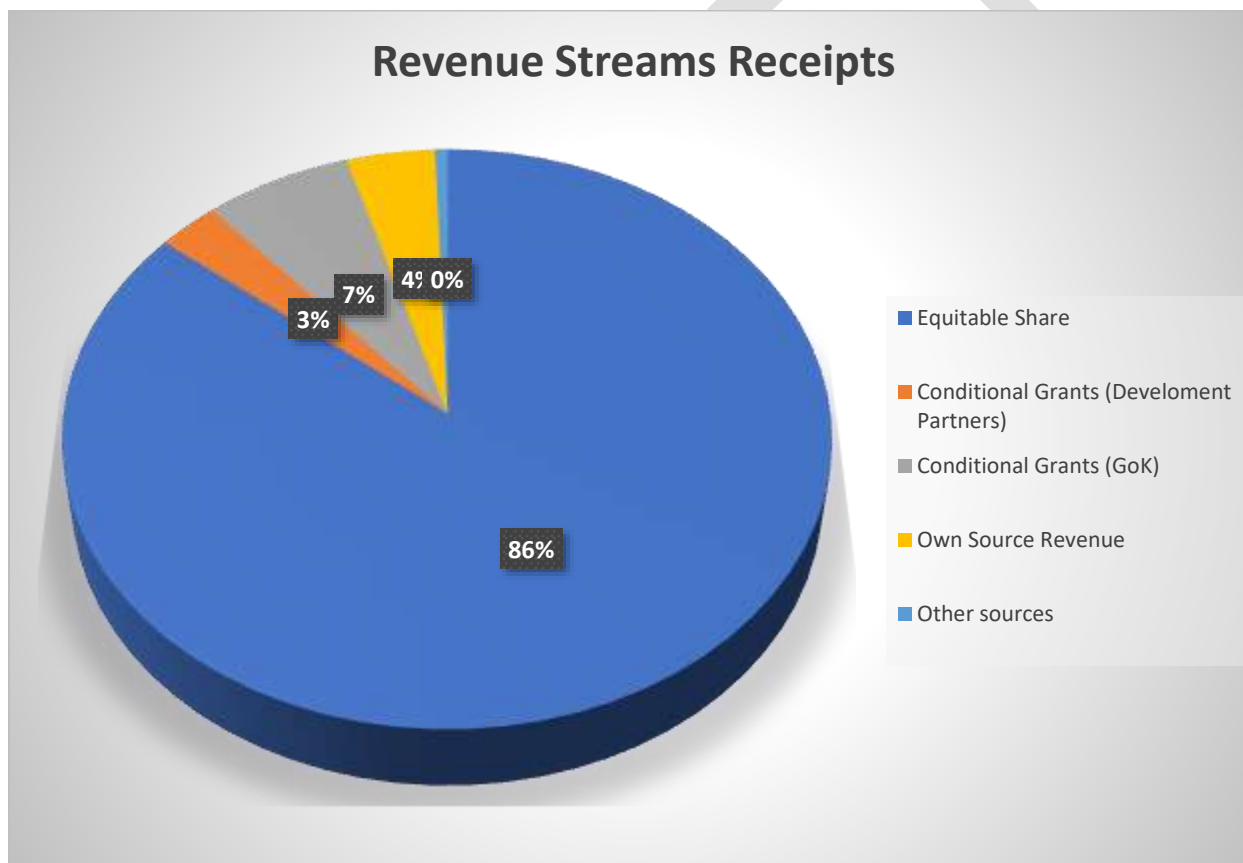
### 2.0 Overview

This chapter provides a review on implementation of the second-generation County Integrated Development Plan (2018-22). It presents an analysis of county performance in terms of revenues, expenditures and key outcomes as well as the major challenges faced in the implementation of the plan.

### 2.1 Analysis of the County Revenue Sources

During the period under review, the County reported a total actual revenue of Kshs. 39.06 billion against projected revenue of Kshs. 42.23 billion, representing revenue performance of 92.48 percent. Equitable share was the highest revenue stream, contributing Kshs. 33.51 billion for the five years, which is 85.8 percent of actual reported revenue. Conditional grants (Development partners) contributed 6.8 percent (Kshs. 2.64 billion), own source revenue was 4.1 percent (Kshs. 1.58 billion) while Conditional grants (GoK) contributed 2.8 percent (Kshs. 1.09 billion) of the total reported revenue across the five years as shown in the figure 6 below.

Figure 6: Revenue Streams Receipts



The actual revenue came short of the projected revenue by Kshs. 3.18 billion. This was mostly attributed to the underperformance of the equitable share (Kshs. 1.22 billion), Conditional grants (development partners) (Kshs. 1.073 billion) and Conditional grants (GoK) (Kshs. 889.58 million) as shown in table 14 below.

**Table 14: Analysis of County Revenue Sources**

Revenue Sources	Revenue Projection (Kshs. million)						Actual Revenue (Kshs. million)						
	FYs	2017/18	2018/19	2019/20	2020/21	2021/22	TOTAL	2017/18	2018/19	2019/20	2020/21	2021/22	TOTAL
a) Equitable Share		6,460.00	6,720.00	6,773.10	6,773.10	8,005.02	34,731.22	6,460.00	6,720.00	6,190.60	6,773.10	7,364.62	33,508.32
b) Conditional Grant (GOK)		413.11	470.33	420.1	527.4	153.29	1,984.23	273.35	270.33	288.18	262.79	0	1,094.65
c) Conditional grants (Development Partners)		261.8	982.3	1,115.52	611.88	746.35	3,717.85	155.78	801.41	777.24	637.78	271.8	2,644.01
d) Own Source Revenue		200	300	450	285	350	1,585.00	222.65	380.22	305.68	288.54	386.87	1,583.96
e) Other Sources		0	0	173.37	42	0	215.37	13.22	0	195.69	15.74	0	224.65
<b>Total</b>		<b>7,334.91</b>	<b>8,472.63</b>	<b>8,932.09</b>	<b>8,239.38</b>	<b>9,254.66</b>	<b>42,233.67</b>	<b>7,125.00</b>	<b>8,171.96</b>	<b>7,757.39</b>	<b>7,977.95</b>	<b>8,023.29</b>	<b>39,055.59</b>

Source: Controller of Budget Report

There was significant reduction in actual total revenue collected during 2019/20 and 2020/21 financial years as shown in figure 7 below. This was attributed to external shocks caused by Covid 19 pandemic which affected disbursement of funds to the county due to reallocation of funds to mitigate the effects of the pandemic.

Figure 7: Actual revenue receipts

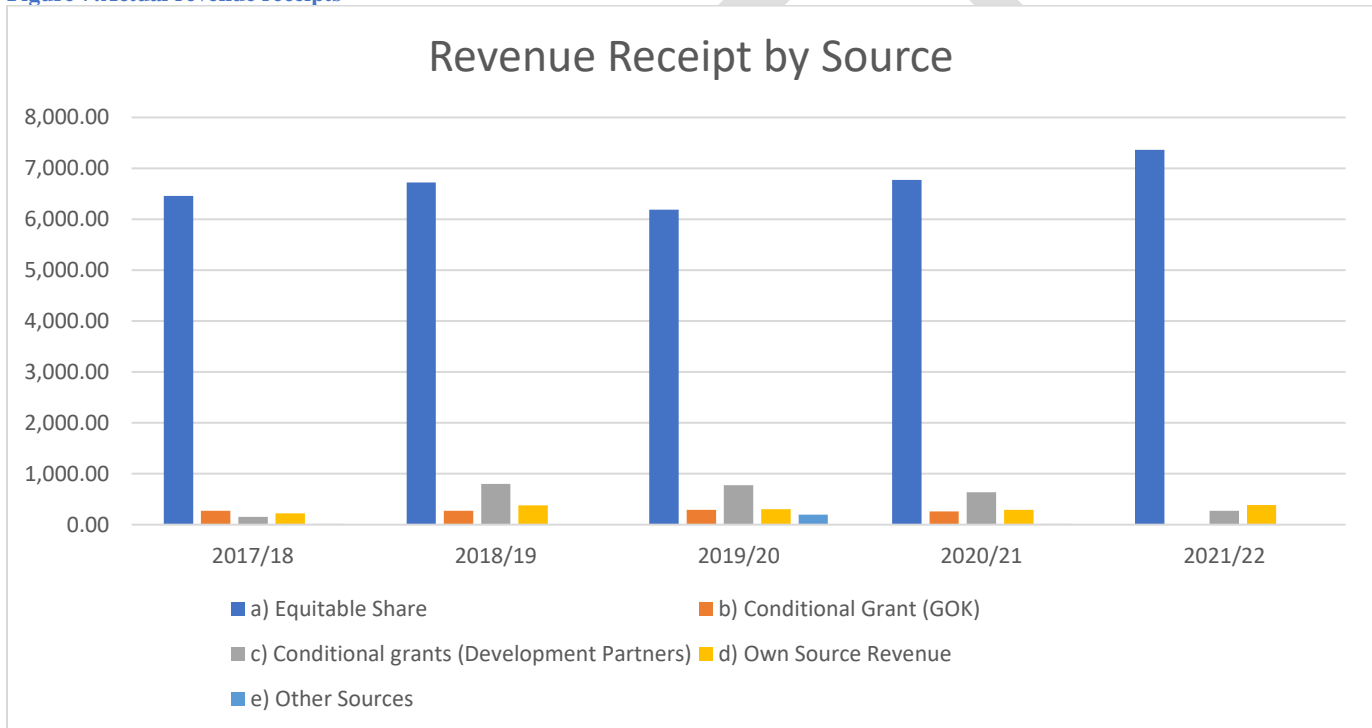
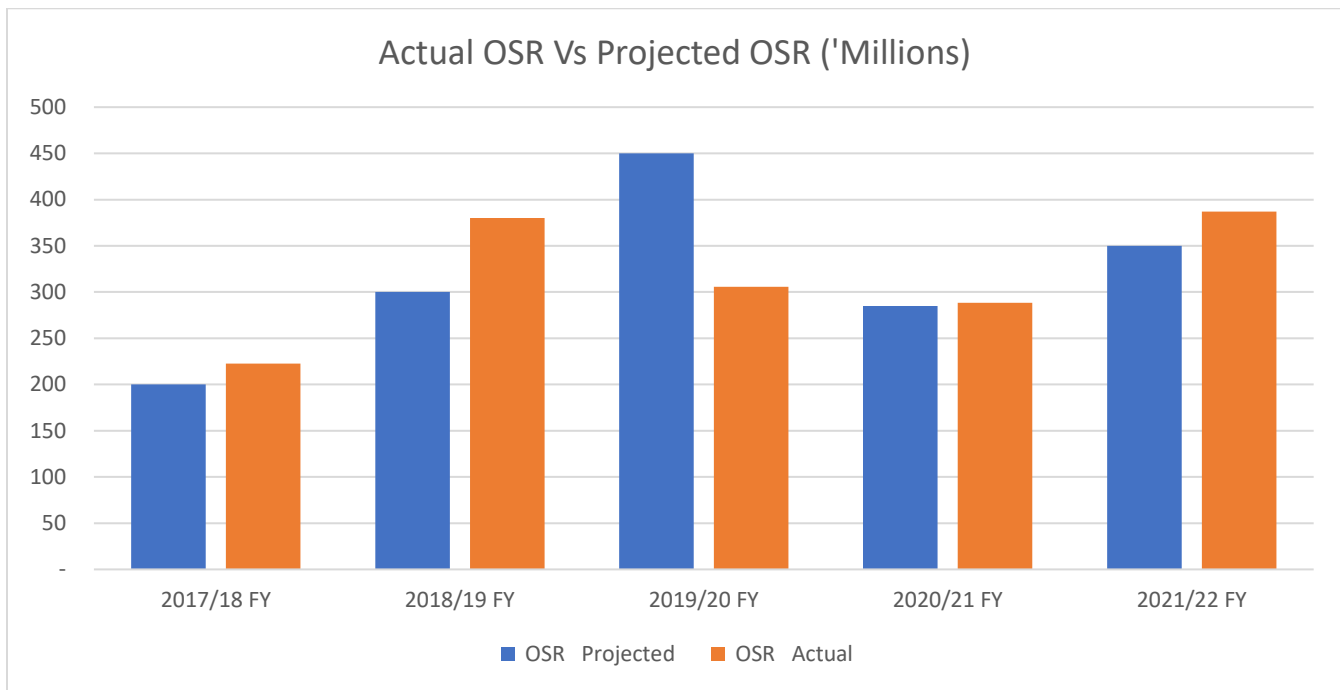




Figure 8:Trends of own source revenue from 2017/2018-2022/2023



There was a significant reduction in the actual own source revenue collected during 2019/20 and 2020/21 financial years as shown in figure 8 above. This was attributed to external shocks caused by Covid 19 pandemic which affected business performance in the county as shown in *Figure 8* above.

## 2.2 County Budget Expenditure Analysis

A total of Kshs. 34.97 billion was spent to implement activities under recurrent and development vote during the period under review. Recurrent expenditure amounted to 25.342 billion while development expenditure amounted to 9.631 billion representing 72.5% and 27.5% respectively of the total expenditure as shown in table 15 below

Table 15:Expenditure analysis

Sector	Total Budget Allocation (Kshs in millions)	Total Actual Expenditure (Kshs in millions)	Variance	Absorption rate (percent)
Agriculture, Livestock Production, Fisheries, Veterinary Services and Water	3,261	1,883.53	1,377.47	57.76
County Assembly	4,575.82	4,304.6	271.22	94.07
County Executive	2,559.07	1,461.1	1,097.97	57.09
County Attorney	318.43	197.35	121.08	61.98
Education, Youth, Sports, Culture and Social Development	2,687.54	1,895.62	791.92	70.53
Finance and Economic Planning	3,680.32	3,312.65	367.67	90.01
Health Services-Medical	11,198.74	9,198.95	1,999.79	82.14
Public Health	817.72	600.03	217.69	73.38
Lands, Housing, Physical Planning and survey	2,621.697	1,242.69	1,379.007	47.4
Environment and Disaster Management	823.62	592.45	231.17	71.93
Public Service Management and ICT	4,264.84	3,672.75	592.09	86.12
Roads, Public Works, Transport and energy	7,097.87	4,975.75	2,122.12	70.1
Trade Development and Regulation	907.29	568	339.29	62.6
Water and energy	1,691.29	1,068.5	622.79	63.18
	<b>46,505.247</b>	<b>34,973.97</b>	<b>11,531.277</b>	<b>75.20</b>

Source: Controller of Budget Reports

## Expenditure by Economic Classification

Table 16: Expenditure by economic classification

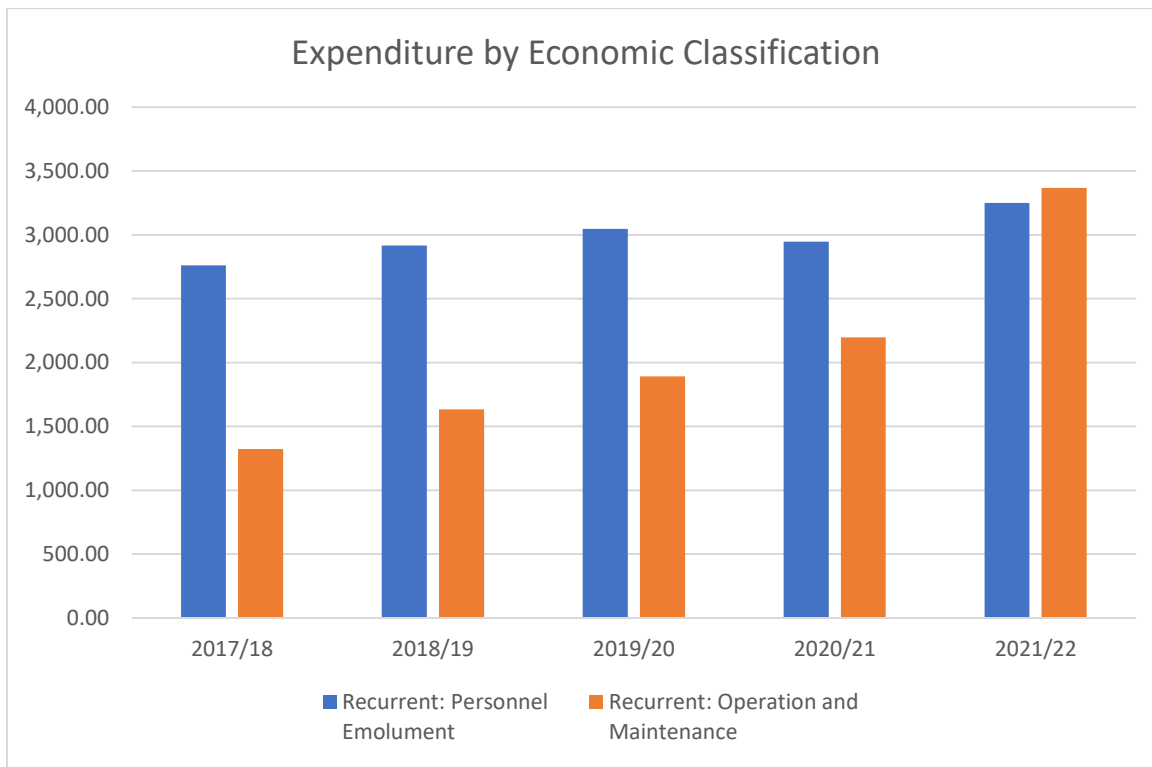
Expenditure (Millions)				Development Expenditure	Grand Total
FY	Recurrent				
	Personnel Emolument	Operation and Maintenance	Total		
2017/18	2,761.99	1,322.72	4,084.70	1,848.99	5,933.69
2018/19	2,917.58	1,634.98	4,552.60	1,814.50	6,367.10
2019/20	3,045.96	1,891.36	4,937.30	1,662.82	6,600.12
2020/21	2,947.49	2,196.92	5,144.40	2,190.15	7,334.55
2021/22	3,250.65	3,368.85	6,623.50	2,115.15	8,738.65
<b>Total</b>	<b>14,923.67</b>	<b>10,414.83</b>	<b>25,342.50</b>	<b>9,631.61</b>	<b>34,974.11</b>
<b>Percent Expenditure Against Total</b>	<b>42.7</b>	<b>29.8</b>	<b>72.5</b>	<b>27.5</b>	

From the table above, the County Assembly had the highest expenditure performance at 94.07 percent, followed by Finance and Economic Planning at 90.0 percent and Public Service, Labour and ICT at 86.1 percent. The lowest expenditure performance was in Lands, Housing, Physical Planning and Survey at 47.4 percent, followed by County Executive at 57.09 percent and Agriculture, Livestock Production, Fisheries, Veterinary Services and Water at 57.76 percent.

### Recurrent Expenditure

Recurrent expenditure accounted for 72.5 per cent of the total expenditure with operations and maintenance accounting for 29.8 per cent and personnel emolument taking the largest share of 42.7 per cent as shown in figure 9 below. However, over the medium term the county's expenditure on personnel emoluments accounted for 35.34 percent of the county's total revenue. This is in line with Regulation 25(1) (b) of the PFM (County Governments) Regulations, 2015 that requires that County Governments' wage bill shall not exceed 35% of their total revenue.

Figure 9: Expenditure by economic classification



From the figure above in the FY 2019/20 the expenditure on personnel emoluments was higher which was attributed to the increase in remuneration for health workers during the COVID-19 upsurge. This necessitated reallocation of the development budget to mitigate the increased personnel emoluments demand.

**Development Expenditure**

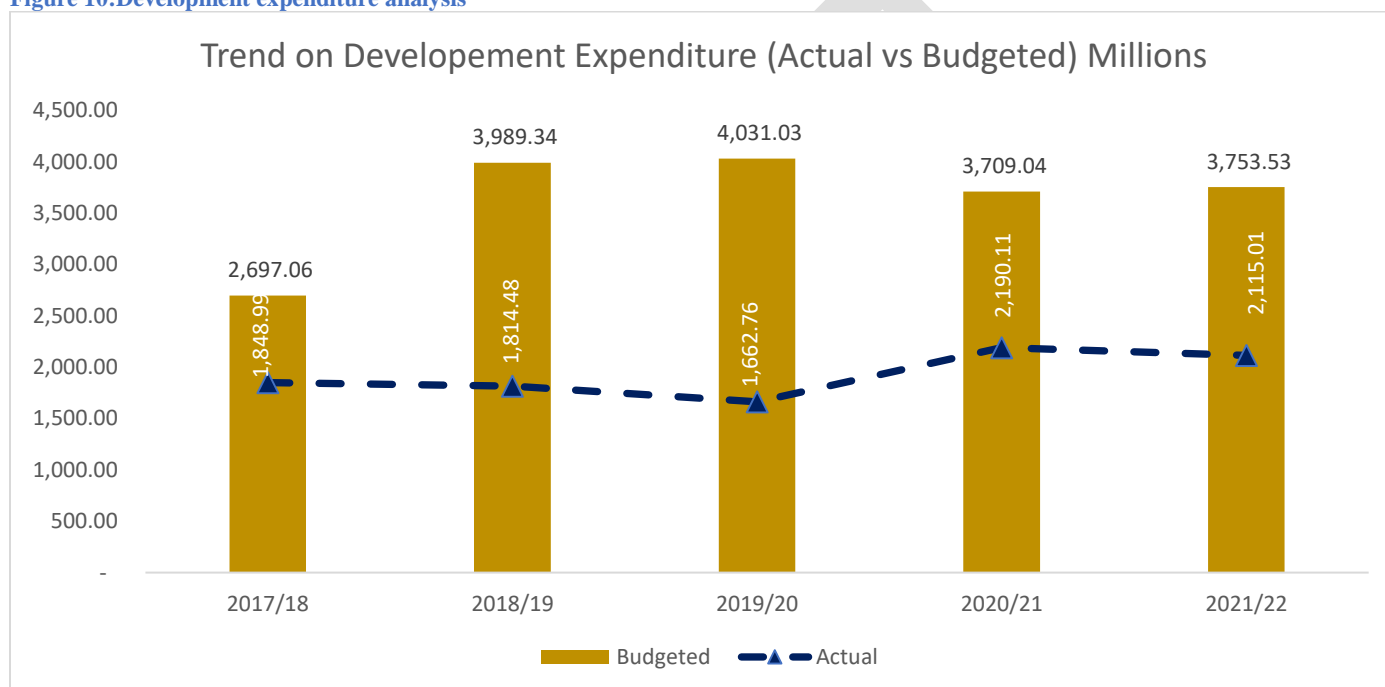
Development allocation accounted for 38.7 per cent of the total allocation over the plan period. This was considerably above the 30 per cent legal minimum requirement as per the PFM Act, 2012. In terms of absorption rates, development expenditure accounted for 28 per cent of the total expenditure. Distribution of the development expenditure per the department is shown in the table below. The sectors that had the highest development expenditure were Roads at 46 per cent, Health at 9 per cent while Agriculture, Water and Lands were at 8 per cent each.

Table 17: Development expenditure

Sector/FY	Development(Millions)													
	Budgeted Expenditure							Actual Expenditure						
	2017/18	2018/19	2019/20	2020/21	2021/22	Total	perce nt	2017/18	2018/19	2019/20	2020/21	2021/22	Total	perce nt
Agriculture, Livestock and Fisheries	414.99	501.02	501.02	322.20	419.02	2,158.25	12	199.28	90.75	96.92	152.70	260.04	799.69	8
County Assembly	60.00	50.00	62.09	50.00	81.64	303.73	2	6.09	56.56	62.09	42.37	-	167.11	2
County Executive	33.90	306.50	167.00	170.00	108.40	785.80	4	65.10	81.28	24.45	11.75	4.90	187.48	2
Education, Youth, Gender and Social Services	156.77	207.42	197.42	219.31	373.69	1,154.61	6	18.63	53.39	81.48	122.93	122.34	398.77	4
Finance and Economic Planning	30.00	42.50	20.00	4.98	7.00	104.48	1	96.09	1.96	-	4.98	3.19	106.22	1
Health Services	242.15	552.06	547.66	499.69	-	1,841.56	10	306.98	95.03	203.22	235.94	-	841.17	9
Lands and Housing	72.85	616.02	616.02	359.66	370.10	2,034.65	11	100.12	280.64	83.32	62.03	287.10	813.21	8
Management Environment	63.10	6.24	6.24	23.85	30.66	130.09	1	13.75	20.35	5.74	16.59	29.96	86.39	1

Development(Millions)															
Sector/FY	Budgeted Expenditure							Actual Expenditure							
	2017/18	2018/19	2019/20	2020/21	2021/22	Total	per cent	2017/18	2018/19	2019/20	2020/21	2021/22	Total	per cent	
Medical Services	-	-	-	-	207.10	207.10	1	-	-	-	-	-	71.07	71.07	1
Public Health	-	-	-	-	397.28	397.28	2	-	-	-	-	-	180.58	180.58	2
Public Service Management	354.78	63.60	63.60	142.10	101.08	725.16	4	278.58	112.07	21.16	104.74	66.79	583.34	583.34	6
Roads, Transport and Public Works	1,222.80	1,259.17	1,465.17	1,511.63	1,085.27	6,544.04	36	755.40	754.00	844.72	1,222.64	866.52	4,443.28	4,443.28	46
Trade, Tourism and Cooperative	45.72	104.95	104.95	128.53	174.35	558.50	3	8.97	5.59	60.86	49.49	74.45	199.36	199.36	2
Water and Energy	-	279.86	279.86	277.09	397.94	1,234.75	7	-	262.86	178.80	163.95	148.07	753.68	753.68	8
	2,697.06	3,989.34	4,031.03	3,709.04	3,753.53	18,180.00	100	1,848.99	1,814.48	1,662.76	2,190.11	2,115.01	9,631.35	9,631.35	100

Figure 10: Development expenditure analysis



The low absorption rate was mainly due to delays in the procurement processes and delays on works due to bad weather conditions.

### 2.3. SECTOR PROGRAMMES’ PERFORMANCE REVIEW

This section discusses sector performance trends of the sector key outcomes (changes from baseline values at the end of CIDP implementation period in 2022) highlighting outputs that have contributed to the changes. It also shows gaps from the expected value/levels and makes comparison with the national statistics as well as capture projects and programmes implemented during the review period but were not in the CIDP II. It also provides the development issues identified during the plan period with their causes, constraints and opportunities existing in the county for the county to implement programmes to sort out the development issues. The section also provides challenges, emerging issues and lessons learnt during the plan period.

#### 2.3.1. Agriculture, Livestock production and Fisheries development and blue economy.

During the plan period, the sector prioritised to enhance food security by increasing agricultural productivity. To achieve this, the sector liaised with other development partners to realise the following milestones.

- Increased food productivity from 30 percent to 65 percent, against a target of 50 percent. This was achieved through various programmes including NCPB, NARIGP, ASDSP, EU IDEAS and FIAP.

Through the programmes the sector sensitized farmers and provided subsidized quality farm inputs and supported the farmer community through provision of value addition equipment such as milling and feed-mixing machines.

- Increased land under irrigation from 2 percent (2260Ha) to 2.6 percent (5870Ha) against a target of 10 percent (11,300HH). Major work was done in the Lower Kuja Irrigation Scheme and construction of the Siabai, Giribe, Komakara and Not Dams with support from World Bank and ASDSP program.
- Increased the area under crop irrigation from 2 percent to 10 percent through enhanced water harvesting programmes such as construction of water holes, small dams, and water pans. These activities were mainly carried out in Nyatike, Suna West, Kuria West and Kuria East sub counties.
- Enhanced access to market information that enabled farmers to access markets in Homa Bay, Narok and Kisii Counties and the Republic of Tanzania, through the use of platforms such as Agricultural Information Resource Centre (AIRC) and National Agricultural Farming Information System (NAFIS) which enabled access to timely, accurate and relevant agricultural information by farmers. Agriculture Extension staff were trained on accessing these platforms and supported with 5 Motorcycles. This consequently increased adoption of modern farming methods from 20 percent to 60 percent.

The Livestock sub sector distributed 489 in calf dairy cows and 151 Sahiwal breeding bulls to improve the local breeds thereby increasing the Dairy Cow herd to 11,758 by 2021. Consequently, milk production increased from 15 million litres to 21 million litres during the same period.

Pig breeding sites were established in Awendo, Suna West, Suna East, Uriri, Rongo and Kuria West Sub Counties where farmers were able to access quality pig breeding stock both Landrace and Large white breeds. The subsector through public private partnership constructed and equipped a modern dairy unit at Miyare ATC thereby enhancing transfer of skills/knowledge to farmers.

In addition, the sector in collaboration with development partners provided improved fodder resulting in increased acreage under improved fodder from 34,820 Ha to 35,129 Ha. The subsector also purchased quality planting material and equipment to 83, 107 and 40 dairy and chicken and fodder planting material farmer groups respectively.

The veterinary sub sector was able to reduce disease incidences by vaccinating 85,000, 85,000, 125,000, 25,000, 2000, 500,000 and 500,000 animals against FMD, LSD, Anthrax/Black quarter, Rabies, PPR, Newcastle and Fowl Pox respectively and rehabilitated 8 cattle dips to control vectors that transmit the diseases. Other achievements by the subsector included construction of a diagnostic laboratory, completion of the Karamu slaughterhouse in Kuria West and initiated the construction of Rapogi Slaughterhouse in Uriri Sub-County.

The Fisheries sub sector supplied quality fish fingerlings, fish feeds and encouraged the adoption of cage culture in Lake Victoria waters. Approximately 850,000 pieces of monosex Nile Tilapia fingerlings and 50,000 pieces of African catfish were supplied and stocked by the farmers. A total of 33,800 kilograms of fish feeds were distributed. Four dams (Bondo Nyironge, Silanga, Nyagesese and Nyamome) were restocked with 100,000 mixed sex Nile tilapia fingerlings. 28 fish harvesting nets and 50 weighing crane scales were bought and distributed to fish farmer groups. Additionally, 108 fish cages were distributed in Muhuru Bay, Got Kachola and Karungu in Nyatike Sub County, consequently, increasing fish production from 36 MT to 42 MT. Further, the sector operationalised Opapo Mini Fish Processing Plant and Nyangwina Fish Auction Centre in Rongo and Nyatike Sub Counties respectively. Moreover, a borehole was drilled and fully equipped at Opapo to supply water to the plant and neighbouring community. 878 lifesaving jackets were bought and distributed to fishermen and thirteen sesse flat at one end wooden patrol boats were also purchased and distributed to Beach Management Units (BMUs) to enhance water safety and strengthen co-management in fisheries activities.

### **2.3.2 Roads, Transport and Public works**

The mandate of the roads and transport sector is to improve road connectivity and transport network in the county. During the period under review the department improved 1267km of existing earth roads to gravel standard against a target of 2,000km thus increasing gravel roads from 1733km to 3,000km hence increasing accessibility

from 70 percent to 85 percent. Further the department opened 3424 km, surpassing the initial target of 1500km which cumulatively increased the length of access roads opened to 3712km up from 288km in 2018. Equally, the total length of roads upgraded to bitumen standards increased by 40km from 160 to 200km. against a target of 25km.

Additionally, the department successfully constructed 31 box culverts against a target of 50 up from 17 culverts in 2018. It also constructed 10-foot bridges across the county.

The sector successfully procured 3 tippers, one backhoe loader and one motor grader.

### **2.3.3 Water and Energy**

The sector's vision is to ensure access to reliable, quality, and affordable Water, Sanitation and Energy services. At the beginning of the plan period, the proportion of households with access to clean and portable water stood at 44.8 percent. At the end of the plan period, the proportion increased to 55 percent against a target of 85 percent. This was achieved through drilling of 139 boreholes, equipping of 57 Boreholes, rehabilitation of 41 community water projects, extension of 9 Water projects, construction of 1 Water pan, rehabilitation of 9 Water pans, construction of 56 Spring protection works and construction of 2 Small water supplies. In the same period, the department supported MIWASCO through payment of electricity bills, purchase of water treatment chemicals and maintenance of urban water supplies.

### **2.3.4 Lands, Housing, Physical Planning and Urban Development**

The sector's mandate was to ensure efficient planning, administration and management of land and access to adequate, quality and affordable housing in the county. During the plan period the sector targeted to prepare County Physical and Land Use Development Plans (CPLUDP) for Rongo, Awendo, Migori, Sori and Isibania towns. The sector completed the preparation of the CPLUDPs for Rongo, Awendo and Migori while those for Sori and Isibania were at various stages of completion. The Sector also prepared the County Spatial Plan and established a GIS lab with the aim of providing a vision that guides long-term development in the county and easing mapping and analysis of spatial trends. Additionally, the sector prepared a valuation roll for Suna East Sub County which gives a basis for property taxation and consequently enhances revenue collection. To promote and improve infrastructure development and services within the municipality the county established and operationalised Rongo, Awendo and Migori Municipalities which further decentralized services and decision making closer to the people in line with the provisions of Urban Areas and Cities Act 2011. The sector also purchased a total of 6.9 ha of land to facilitate county development projects.

In collaboration with the World Bank through the Kenya Urban Support Programme the county undertook various projects across the municipalities which aimed at improving accessibility within the towns, solid waste management and market improvement among others. Some of the major projects undertaken through this programme included construction of 8.2 kilometres of road to bitumen standards, construction of modern markets in Migori and Awendo, construction of a social hall in Awendo, and water reticulation system in Migori Municipality. Consequently, the investments have eased accessibility, improved the local economic development of the residents as well as enhanced the image and aesthetics of the respective municipalities.

### **2.3.5 Education, Youth and Sports**

During the plan period, the sector constructed 396 ECDE classrooms in addition to the existing 816 during the implementation of the first CIDP, an achievement of 49 percent against a target of 45 percent. 600 ECD teachers were recruited, an achievement of 32 percent against a target of 20 percent. In terms of education support, 84,388 bright but needy children benefitted from Ward Bursaries while 1,288 students benefitted from the Governor's Scholarship Programme with a capitation ranging from Kshs 120M and Kshs 220M. In total, Kshs 383,255,140 and Kshs 335M was distributed as ward bursaries and Governor's scholarship respectively during the plan period.

In addition, the county provided various assorted equipment and learning materials to the ECDE centres. As a result of the above interventions, the sector witnessed increased enrolment and a general improvement in the quality of learning for the children.

Among the major achievements realised in the sports sub-sector during the period under review included rehabilitation of Migori Stadium and fencing of various stadiums at Awendo, Rongo and Isibania respectively.

The gender subsector prepared and enacted the Migori County SGBV Policy, provided dignity kits and sensitized the community on girl child rights which has resulted into reduction of FGM cases, school dropouts, teenage pregnancies, and child marriages among others.

In order to enhance youth empowerment, 240 youths were trained on business enterprise and were connected to Uwezo Fund, Youth Enterprise Fund and Women Enterprise Funds besides being sensitized on the need to form youth groups.

Youth groups and youth owned companies were awarded tenders in line with AGPO policy. At the start of the plan period, the county had 23 VETCs with an enrolment of 1200 students and 108 teachers. The sector constructed 6 workshops at various VETC centres that led to overall student enrolment increasing from 1200 to 5615, a 368 percent increment. The sector engaged 149 more tutors against a target of 151 on both permanent and temporary terms.

The sector registered 15,704 older persons into the national cash transfer programme up from 9,114 persons. Equally, the department disbursed Kshs. 1.8 billion to 15,704 registered Older Persons (OP), Kshs. 220 million to 1,841 Persons with Severe Disabilities (PWSDs), Kshs. 1.8 million to 834 students with disabilities in form of scholarships and bursaries, Kshs 30 million disbursed to 28 youth groups in form of grants for economic empowerment; 412 Persons with disabilities were provided with assistive devices in form of wheelchairs, white cane, crutches, sunglasses and sun cream. The department also mobilized, registered, and trained 3200 Self-Help Groups (SHGs) and 160 Community Based Organizations (CBOs).

### **2.3.6 Health Services and Sanitation**

The County Department of Health has the mandate to deliver affordable and sustainable quality health services to the people of Migori County with an overarching goal towards the attainment of Universal Health Coverage. To achieve universal health coverage during the plan period, the department embarked on improving key service delivery indicators which included the following:

#### **HIV/AIDS Management**

- Reduction of HIV prevalence rate from 14.7 percent to 13 percent
- Increased HIV program identification to 97 percent against a target of 95 percent
- Increased enrolment of HIV patients into the ART to 100 percent of which 96 percent were virally suppressed and retained on care.
- Increased the proportion of HIV-positive pregnant mothers on Antiretroviral Therapy (PMTCT) to 100 percent.

As a result, the county achieved a treatment success rate of 92 percent which was attributed to Intensified Case Search, capacity building of health care workers on TB management, and embracing new diagnostic approaches.

#### **Malaria Control and Treatment**

- Increased use of Long-Lasting Insecticide-treated nets (LLINs) use among pregnant women from 76 to 83 percent.
- Reduction of Malaria positivity rate reduced from 42 percent to 37 percent.

#### **Non-Communicable Diseases**

- Mental health cases reduced from 44 percent to 39 percent.
- Increased cervical cancer screening by from 20 percent-30 percent.
- Increased the 4th Antenatal Clinic attendance (ANC) from 36 percent to 51 percent.

- Reduced adolescent pregnancies attending the first ANC from 23 percent to 21 percent.
- Increased Family planning (FP) coverage from 52-54 percent among the general population and an 18-31 percent rise in usage among the adolescents.
- Increased skilled delivery coverage from 65-91 percent.
- Improved Measles-Rubella 2 (MR-2) from 47-52 percent although still way below the national target of 80 percent.
- Increased numbers of Fully Immunized Children (FIC) from 71 percent to 96 percent.
- Reduced Cholera outbreaks to zero cases. Conversely, some negative trends were noted including road traffic accidents incidents increasing from 0.4 percent to 0.9 percent, a rise in Non-Communicable Conditions like diabetes, hypertension, and mental health cases.
- Improved Exclusive Breastfeeding among children 0 to 6 months from 81 percent to 92 percent
- Increased number of children under five years attending child welfare clinics (new) from 29 percent to 35 percent.
- Increased uptake of Vitamin A supplementation from 35 percent to 125 percent.
- Improved detection of Acute Flaccid Paralysis (AFP) from 25 percent to 75 percent. This performance could be attributed to enhanced capacity of HCWs to detect and report on priority diseases.
- Increased number of laboratory services by 15 percent from 59 facilities to 78 facilities
- Increased number of Open Defecation Free (ODF) zones to 2771 which was 100 percent as targeted.
- Improved management of healthcare waste by installation of a 400kg capacity microwave at the MCRH.
- Number of functional health facilities increased from 205 to 284 with 5 health centres upgraded to hospital status while the number of community units increased from 142 to 245.
- Efforts were made towards upgrading the County Referral Hospital to a Level V hospital by the construction of Maternity and NBU block, a blood bank block and an Amenity complex, completion of the paediatric unit and installation of a CT scan, Renal unit, and the oxygen plant.

In order to improve the health workforce during the period under review, 5 medical specialists (Orthopaedic surgeon, Physician, Paediatrician, Obstetrician/Gynaecologist, and a general surgeon) and 5 medical officers were recruited in addition to 227 Universal Health Coverage program staff who were received from the National Government. Further, 735 and 36 contractual staff were received from CIHEB and CDD-Tukicheki Program respectively.

The national government supported in the registration of 24,000 indigent households into the NHIF-UHC scheme from a total registered number of 120,000 vulnerable households. The department developed The Migori County Health Financing Regulations 2022 that was enacted by the County Assembly to safeguard health finances.

### **2.3.7 Environment, Natural Resources, disaster management and climate change.**

During the period under review, the county embarked on conserving the environment and natural resources in order to mitigate and adapt to climate change through the following:

- Increased seedling production from 2M to 4.3M. Consequently, tree cover increased from 3 percent to 10.76 percent against a target of 25 percent resulting to an increased forest cover from 0.18 percent to 0.3 percent.
- Rehabilitated 2000 Ha through Farmer Managed Natural Regeneration (FMNR) from a baseline of 0 ha. This includes gazetted forests and on-farm forests.
- Established forest plantation in Ottacho forest and block improving number of hectares planted from 308.9 Ha to 518Ha.
- Formed and trained 3 Community Forest Associations with several user groups. This led to increase on farm tree planting from 500 farmers to 1500 farmers across the county.



- Increased the tree nurseries managed by individual farmers from 100 in 2017 to 600 tree nurseries in 2022. This was attributed to the establishment of one county tree nursery. The County also developed and signed Transition Implementation Plan for Devolved Forest Functions (TIPs).
- Initiated bee keeping practices in Omange hill, which culminated to development of honey processing plant in Karungu. The plant is operated by bee keeping user groups from Omange hill within Nyatike Mirema CFA.
- Developed policies and legal frameworks such as County Sand Harvesting and Quarrying Act, 2021, Climate Change Act, 2021 and Climate Change Fund Act, 2021. Those awaiting to be developed include Climate Change Fund Regulation, Climate Information services plan and County climate change action plan.
- Constituted 11 ward climate change planning committees thus increasing the number to 11 in 2022.
- Purchased waste management equipment including one garbage truck, one backhoe, 36 skips and refurbishing of one garbage truck.
- Enacted the Sustainable Solid Waste Management Act, 2021.

In the Energy Sub sector in partnership with national government increased the number of households with access to electricity from 23.3 percent to 50.3 percent against a target of 75 percent. The achievement compares favourably with the national statistics of 50.4 percent. The percentage of households having access to clean cooking fuel technologies increased from 8.2 percent to 10.5 percent. This was achieved through distribution of solar lamps, training of women enterprises and youth on making of briquettes and improved/ clean cook stoves and construction of Biogas digesters. Solar-powered streetlights were installed in 308 trading centres. This led to more trading hours and improved security in market centres.

### **2.3.8 Finance and Economic Planning**

The department is mandated to provide leadership in economic and public financial management and development planning for shared growth through formulation and implementation of the economic, financial and development policies. To ensure prudent financial management of the county funds the department prepared timely and quality reports, enhanced timely undertaking of transactions under the IFMIS and regularly updated the County Asset Register among other activities.

The Supply Chain Management Services subsector prepared and updated the list of prequalified suppliers, conducted market surveys, prepared the procurement plan and ensured the goods and services were procured on time.

The Audit Services subsector produced efficient and timely reports on internal control systems including production and implementation of the Internal Audit reports, identified and addressed the potential system risks, reviewed various systems and instituting control measures.

On local revenue collection and resource mobilization, the department mapped the revenue sources in the county, conducted sensitization forums on revenue enhancement and strengthened the revenue automation system. Consequently, own source revenue increased from Kshs.1,453,000,000 during 2013-2017 to Kshs.1,583,986,000 during 2018-2022 representing an increase of 9 percent.

Under Economic Planning subsector, responsive plans and policies including the County Integrated Development Plan (CIDP), the Annual Development Plan (ADP) and the Sectoral Plan were developed. Further the subsector prepared the Budget Circular, the annual and supplementary budgets, CBROP, CFSP and Debt Management Strategy Paper. The subsector ensured responsive plans and budgets were prepared through capacity building of key county staff involved in the planning and budgeting process.

### **2.3.9 Trade, Tourism, Industry, Market and Cooperative Development**

During the period under review, the major objectives of the sector included expansion and diversification of trade, promotion of fair-trade practices and provision of conducive business environment for traders. Towards achieving

this, the sector constructed 3 modern markets, 31 market shades, 55 pit latrines and 60 *Bodaboda* Shades. It also developed the county investment opportunities profile, purchased 3 sets of instrumentation equipment, verified 2800 instruments, and conducted 10 consumer trainings and 800 public campaigns.

In order to enhance co-operative development services, 4 coffee factories were renovated, 2 coffee stores constructed, 4,200 co-operators sensitised, 82 committee education workshops conducted, 184 trainings on cooperative governance conducted, 1,200 arbitration cases resolved, 230 cooperative societies audited, 50 spot checks and 550 inspections and inquiries were carried out by the inspectorate.

#### **2.3.10. Public Service Management and Devolution**

This sector is charged with the responsibility of coordinating public service delivery and administration. In order to achieve this, the sector constructed 13 additional ward offices in addition to 12 that had been constructed during the first generation CIDP. To enhance compliance with County Regulations, the department enacted the Migori County Law Enforcement Inspectorate Act, 2020 and employed additional 187 security wardens.

To align the human resource towards enhanced service delivery, the department carried out capacity building in various cadres including the training of 50 enforcement officers, 25 Human Resources officers and 25 Records Management Officers. This contributed to effective and efficient service delivery to the county residents. The department also processed 1280 payroll numbers for employees who were being paid through voucher. Additionally, staff performance was improved through cascading of Performance Contracting up to the directorate level coupled with two successful Performance Evaluations for performance cycles (2019/2020 and financial year 2020/2021) as a result of the installation of the online staff management appraisal system.

#### **2.3.11 Public Service Board**

During the plan period, the board purposed to provide efficient human capital management and human resource advice to the county executive. To achieve this, the board promoted 2876 employees from 640 employees who had been promoted by 2018, recruited 410 staff, handled all disciplinary cases forwarded by the county human resource advisory committee, developed and gazetted the Migori County Public Service Board Procedures for Administration. In addition, it promoted the implementation of national values and principles of governance and submitted five annual evaluation reports to the county assembly.

#### **2.3.12 Information and Communication Technology**

The core mandate of the department is to transform the public service through the uptake of ICT and improvement e-governance. During the plan period, the sector provided ICT equipment & internet, installed structured cabling network in county offices and health facilities, installed surveillance systems and IP phones in most of the county head quarter offices and medical centres and automated revenue system in Migori County. In addition, the sector also maintained Healthcare Management Information Systems (HMIS) in various sub-county hospitals within the county.

#### **2.3.13 County Assembly**

To enhance governance and smooth county operations, the County Assembly through the respective committees vetted and approved officers for various public offices including County Executive Committee Members (CECs), County Assembly Service Board Members, County Secretary, County Attorney, Chief Officers and Members of Municipal Boards. It also enacted various acts and regulations during the plan period.

Further, operations at the ward levels were enhanced through construction and operationalisation of 16 ward offices, consequently improving and bringing services closer to the county residents.

#### **2.3.14 Office of the Governor**

This department is charged with the responsibility of offering strategic leadership and direction to other county departments. In order to accomplish this, the County Executive prepared the Annual Monitoring and Evaluation Report, formulated the County M&E committees from County Headquarters down to Ward levels and prepared the Monitoring and Evaluation policy which was awaiting cabinet and county assembly approvals respectively.

## **2.4 CHALLENGES**

- High rate of urbanization leading to uncontrolled subdivisions, urban sprawl and informal settlements.
- Inadequate human resource capacity and shortage of technical and professional staff.
- Frequent droughts, declining water volumes for irrigation and extreme weather-related incidents due to climate change.
- Inadequate funding and erratic disbursements of funds.
- Digital divide between rural and urban areas.
- Vandalism and security of infrastructure.
- High construction and maintenance costs.
- Encroachment of land marked for infrastructure development.
- Inadequate relevant skills at VETC.
- Inadequate monitoring and evaluation.
- High cost of agricultural inputs.
- Inadequate and poor organised market access and infrastructure.
- Underdeveloped agricultural value chain.
- Rapid population growth in relation to available resources.
- Increasing youthful population in need of diverse services.
- Limited awareness on opportunities on 30 percent in AGPO and inadequate disaggregated data on AGPO.
- Inadequate mechanism for talent identification, nurturing and promotion.

## **2.5 EMERGING ISSUES**

- Greater need for school leavers to have relevant skills and experience.
- Need to make agri-business a source of mass employment.
- The sustainable exploitation of blue economy is evolving as the new frontier for value addition, wealth creation and job opportunities.
- Focus on Demographic dividend as means of addressing youth issues and harnessing their potential to spur-socio-economic development.
- Involvement of men and boys in gender issues is essential for realization of gender equality and women empowerment.
- Decentralization of resources and services beyond the county level (ward and village level) need to be strengthened.

## **2.6 LESSONS LEARNT**

- Effective collaboration, networking and linkages between the government, private sector and development partners is critical for successful implementation of key programmes.
- Adequate, timely and sustained funding is necessary for effective implementation of flagship projects.
- Involvement of the community and local professionals in all phases of project implementation ensures capacity building and knowledge management is enhanced.
- Appropriate and adequate capacity building is critical in ensuring that priority interventions deliver the expected development results.
- Innovative mechanisms are necessary for sustainable financing of programmes and projects.
- Integrated development planning (spatial plans, sectoral plans, cities and urban plans) leads to well-planned cities and urban areas with the required services and amenities.

- Collaborative framework between the National and County governments is essential for sustainable environmental management.

## 2.7 NATURAL RESOURCE ASSESSMENT

This section provides the county’s natural resource inventory and its assessment. Natural resource assessment will aid the county in its decision making and management efforts of the available natural resources.

Table 18: Natural assessment

Name of Natural Resource*	Dependent Sectors	Status, Level of Utilization; Scenarios for Future	Opportunity for optimal utilization	Constraints to optimal utilization	Existing Sustainable Management strategies
River Migori	<ul style="list-style-type: none"> <li>• Fisheries</li> <li>• Forest</li> <li>• Environment</li> <li>• Water</li> <li>• Tourism</li> <li>• Agriculture</li> <li>• Public works</li> <li>• Housing</li> <li>• Livestock</li> <li>• Energy</li> <li>• Mining</li> </ul>	<ul style="list-style-type: none"> <li>• Waters expected to further decline due to effects of climate change.</li> <li>• Water quality expected to decline due to increased farming activities, siltation, mining activities and waste dumping</li> </ul>	<ul style="list-style-type: none"> <li>• Partners willing to support rehabilitation.</li> <li>• Legal framework that supports water protection</li> <li>• Proper planning for sustainable utilization and conservation of urban river corridors</li> <li>• Prioritize regeneration and riverfront development</li> </ul>	<ul style="list-style-type: none"> <li>• Water levels declined.</li> <li>• Water pollution</li> <li>• Poor farming activities along the river</li> <li>• Poor utilization and conservation along urban corridors due to increased population and uncontrolled encroachment</li> <li>• Limited knowledge among neighbouring community on sustainable management</li> <li>• Encroachment to the riparian zones</li> <li>• Weak enforcement of environmental laws</li> </ul>	<ul style="list-style-type: none"> <li>• Policies on riparian zones</li> <li>• Riverbank stabilization</li> <li>• Constant quality and quantity monitoring</li> <li>• Involvement of communities (CFA &amp; WRUAS)</li> </ul>
Rivers; Kuja, Oyani	<ul style="list-style-type: none"> <li>• Irrigation</li> <li>• Fisheries</li> <li>• Forest</li> <li>• Environment</li> <li>• Water</li> <li>• Tourism</li> <li>• Agriculture</li> <li>• Public works</li> <li>• Housing</li> <li>• Livestock</li> <li>• Energy</li> <li>• Mining</li> </ul>	<ul style="list-style-type: none"> <li>• Fluctuating water levels due to climate change</li> <li>• Source of Hydroelectric power at Gogo falls.</li> <li>• Water levels expected to further decline due to effects of climate change.</li> <li>• Water quality expected to decline due to increased farming activities, siltation, mining activities and waste dumping and increased human settlement.</li> <li>• Over utilized upstream</li> </ul>	<ul style="list-style-type: none"> <li>• The water volume can support domestic use, agriculture, tourism and industrial development.</li> </ul>	<ul style="list-style-type: none"> <li>• Water levels declined.</li> <li>• Water pollution</li> <li>• Poor farming activities along the river</li> <li>• Encroachment to the riparian zones</li> <li>• Weak enforcement of environmental laws</li> </ul>	<ul style="list-style-type: none"> <li>• Legal and policy enforcement</li> <li>• River rehabilitation programme</li> <li>• Involvement of communities (CFA &amp; WRUAS)</li> <li>• Policies on riparian zones</li> <li>• Riverbank stabilization</li> <li>• Constant quality and quantity monitoring</li> </ul>

Name of Natural Resource*	Dependent Sectors	Status, Level of Utilization; Scenarios for Future	Opportunity for optimal utilization	Constraints to optimal utilization	Existing Sustainable Management strategies
Sito/Sagama/ Kabuto wetlands among many other Wetlands in the County	<ul style="list-style-type: none"> <li>• Fisheries</li> <li>• Irrigation</li> <li>• Environment</li> <li>• Water</li> <li>• Agriculture</li> <li>• Public works</li> <li>• Housing</li> <li>• Livestock</li> <li>• Energy</li> </ul>	<ul style="list-style-type: none"> <li>• Declining biodiversity due to encroachment and pollution</li> <li>• Flooding within the wetland's due conversion to agricultural lands</li> </ul>	<ul style="list-style-type: none"> <li>• Partners willing to support rehabilitation and sustainable use of wetlands – need for construction of holding dams to avoid flooding and help in irrigation.</li> </ul>	<ul style="list-style-type: none"> <li>• Limited knowledge among neighbouring community on sustainable management of wetlands</li> <li>• Weak enforcement of environmental laws</li> </ul>	<ul style="list-style-type: none"> <li>• Use of existing polies (Wetlands Management Policy, 2013)</li> <li>• Need for mapping of the wetlands within the County and assessment of their needs for conservation</li> </ul>
Forests: Aroso forest block, Agongo, God kwer, Ombo, Nyatike	<ul style="list-style-type: none"> <li>• Agriculture</li> <li>• Energy</li> <li>• Water</li> <li>• Environment</li> <li>• Housing</li> <li>• Mining</li> <li>• Health</li> <li>• Livestock</li> <li>• Tourism</li> </ul>	<ul style="list-style-type: none"> <li>• Gazetted development of green parks.</li> <li>• High level of deforestation</li> </ul>	<ul style="list-style-type: none"> <li>• Partners and other stakeholders willing to support afforestation.</li> <li>• Value addition</li> <li>• Legal frameworks</li> <li>• Rangers for forest protection</li> <li>• Favourable timber</li> </ul>	<ul style="list-style-type: none"> <li>• Encroachment</li> <li>• No clear boundary</li> <li>• Degradation</li> <li>• Invasive species</li> <li>• Low water supplies hindering afforestation plans</li> <li>• Long dry seasons hurting tree growth</li> </ul>	<ul style="list-style-type: none"> <li>• Existence of supportive partners</li> <li>• Existing forest plantation</li> <li>• Community engagement strategies in place</li> <li>• Existing legal frame works.</li> </ul>
Mineral resources	<ul style="list-style-type: none"> <li>• Trade</li> <li>• Environment</li> <li>• Health</li> <li>• Agriculture</li> </ul>	<ul style="list-style-type: none"> <li>• Artisanal Mining source of livelihood</li> <li>• Direct employment with indirect economic spill over effects</li> <li>• Unsustainable mining and natural resource utilization</li> </ul>	<ul style="list-style-type: none"> <li>• Capacity building on health and occupational safety and mercury free mining, risks and vulnerability</li> </ul>	<ul style="list-style-type: none"> <li>• Collapse of mine shafts</li> <li>• High level of informal mining</li> <li>• Seasonal mining</li> <li>• Fluctuating prices</li> <li>• Outdated technology</li> <li>• Environmental damage</li> <li>• Unskilled labour and inability to invest.</li> <li>• Poor access to geological data</li> <li>• Exploitation by middlemen</li> </ul>	<ul style="list-style-type: none"> <li>• Formalization of ASM</li> <li>• Knowledge review</li> <li>• Mercury retort</li> <li>• Strengthen legislation and policies.</li> <li>• Legal protection for land and resource rights</li> <li>• Market information</li> <li>• PPEs supply</li> </ul>
• Good soils (from Precambrian rocks, tertiary volcanic rocks and quaternary sediments near Lake Victoria)	<ul style="list-style-type: none"> <li>• Agriculture</li> <li>• Energy</li> <li>• Water</li> <li>• Environment</li> <li>• Housing</li> <li>• Mining</li> <li>• Health</li> </ul>	<ul style="list-style-type: none"> <li>• Degraded gullies with a lot of soil and silt washed into Lake Victoria.</li> </ul>	<ul style="list-style-type: none"> <li>• Partners willing to support rehabilitation and restoration of gullies and construction of Water holding dams and silt structures.</li> </ul>	<ul style="list-style-type: none"> <li>• Soil erosion</li> <li>• Degradation of lands</li> </ul>	<ul style="list-style-type: none"> <li>• Strengthened legislation and policies.</li> <li>• Legal protection for land and resource rights</li> <li>• Market information</li> <li>• PPEs supply</li> </ul>
Sand	<ul style="list-style-type: none"> <li>• Housing</li> <li>• Trade</li> <li>• Roads</li> <li>• Forestry</li> </ul>	<ul style="list-style-type: none"> <li>• Unsustainable harvesting in some areas like Lwanda in Nyatike and R. Hibiwa in Kuria</li> </ul>	<ul style="list-style-type: none"> <li>• Existence of legal framework</li> </ul>	<ul style="list-style-type: none"> <li>• Environmental degradation</li> <li>• Resource use conflict</li> <li>• Unsustainable harvesting that instigates disasters</li> </ul>	<ul style="list-style-type: none"> <li>• Enforcing regulations for Migori County Sand Harvesting Act, 2020</li> </ul>
Gogo Waterfalls	<ul style="list-style-type: none"> <li>• Tourism</li> <li>• Energy</li> </ul>	<ul style="list-style-type: none"> <li>• Under tapped/underutilised potential</li> </ul>	<ul style="list-style-type: none"> <li>• Generation of hydroelectric power</li> <li>• Tourism site</li> </ul>	<ul style="list-style-type: none"> <li>• Inadequate financial and human resources.</li> </ul>	<ul style="list-style-type: none"> <li>• Promoting Public Private Partnerships</li> </ul>

## 2.8 DEVELOPMENT ISSUES.

This section provides the development issues facing the county and their causes. It further provides constraints that hinder the development achieving its development issues and the available opportunities to achieving the objective of the development issue.

Table 19: Development issues

Sector	Development issue	Cause(s)	Constraint(s)*	Opportunities**
<b>Lands, Physical Planning and Housing</b>	Inadequate Physical planning	Inadequate skilled personnel	Limited financial resource allocation.	Existing Directorate of Physical planning  Availability of development partners e.g., KENHA, KURA.
	Insecure land tenure	Inter-governmental conflicts on land ownership  Non-approved development plans	Unclear property boundaries Long land leases	Existing and functioning Directorate of Survey and Mapping
	Unplanned development	Rapid urbanization due to rural urban migration	Lack of county land policy and regulations	Existing Directorate of Physical Planning
		Weak enforcement of development laws.	Inadequate budgetary allocation	Existing Municipalities
	Poor sanitation	Lack of sewerage system  Lack of land for solid waste management.	High Capital required	Site identified for construction of Decentralized. Treatment Facility.  Waste skips and bins installed for holding of waste temporarily.  Availability of land for purchase for dump site.  Existence of development partners.
	Poor storm water management	Poor drainage channels and poor design.	Weak enforcement.  High cost of investment.	Existence of technical staff.  Existence of waste management policies and laws.
Unsecured registered parcels of public land	Weak land adjudication process	Deliberate encroachments.  Inadequate budgetary allocation.	The existence of design.  Partnership between KFS and the department. Availability of modern survey technology	
<b>County Executive</b>	Weak Monitoring and Evaluation	Lack of adequate skilled personnel	Inadequate funding for M& E	Availability of M&E system and draft policy Political Goodwill
	Lack of comprehensive Cohesion and peace building initiatives	Inadequate Inclusivity of all the ethnic groups in the county  Ethnic tensions  Retrogressive cultural behaviour	Non implementation of the Migori County Peace Policy	Availability of Migori County Peace policy Political goodwill
<b>Public Service Management and Devolution</b>	Incomprehensive civic engagement	Inadequate involvement of all the sections of public on governance issue  Negative public attitude	Limited resources to roll out full time civic education.	ToTs on Civic Education  Partners  Budgetary provision
	Inadequate Data and knowledge management	Absence of organised data and knowledge management mechanism	High cost on investment needed in data management	Availability of trained personnel
	Weak Performance Management	non- implementation of the performance management framework	Inadequate/ Delayed disbursement Funds	Availability of Performance management framework.

Sector	Development issue	Cause(s)	Constraint(s)*	Opportunities**
<b>Public Service Board</b>	Lack of adequate skilled human capital in the county	Inadequate funds for recruitment of skilled staff  Lack of proper performance management and appraisal systems  Lack of policy frameworks on human capital management	Government bureaucracy  Lack of sufficient budgetary allocation towards staff welfare  Freezing of training budget	Availability of draft staff rewards and sanctions policy  Availability of draft policies and plans
<b>ICT and E-Governance</b>	Inadequate ICT skills	Change in technology	Inadequate budgetary allocations  Wide areas of specialization	Availability of ICT infrastructure  Availability of re-fresher trainings
	Lack of integrated data management system	Non prioritisation for integrated data management system	Inadequate funding Resistance to change	Availability of ICT infrastructure Funding
<b>Roads and Transport</b>	Poor road network and connectivity	Inadequate resources for road maintenance  Lack of road equipment and safety measures	Encroachment on road reserves.  Hilly terrains	Availability of partners and stakeholders such as KRB, KenHA, KURRA and Public Private Partnerships  Fund (RMLF) assigned by law (CARA).
<b>Public Works</b>	Poor building standards	Use of unapproved plans and service drawings  Low uptake of modern building technologies	Lack of proper coordination between department of public works and other departments Inadequate budgetary allocation	Availability of advanced technology for infrastructure development and process automation.  Availability of material testing laboratories
<b>Environment, Natural Resources and Energy</b>	Environmental degradation	Deforestation Adoption of shamba system Dormant environmental committees De-gazettement of forest land for human settlement.	High demand for arable land Inadequate environmental inspectors High dependency on national government for forest patrols/ surveillance  Limited finance for afforestation programmes	Existence of Environmental Management and Conservation Act 1999(EMCA)  Existence of Wetland Management and Conservation Act. 2021  Existence of National Policy on 10 percent forest cover  Climate change Act
	Poor solid waste management	Inadequate data on solid waste management  Rapid Urbanization	Inadequate financial resources and machinery Limited technological advancement	
	Unsustainable mining practices	High poverty index	Limited role given to the County Government at the Mining Act, 2016.	Availability of legal framework
<b>County Assembly</b>	Inadequate citizen engagement and public ownership	Lack of monitoring and evaluation policy	Budgetary constraints	Availability of institutional framework up to the lower levels
<b>Agriculture</b>	Low crop productivity	Inadequate access to quality farm inputs.  Low extension staff to farmer ratio.  Low farmers access to credit facility.  High post-harvest losses  Low adoption of Modern farming methods.	High cost of farm inputs.  Lack of collaterals.  Low participation of youths in agricultural activities.  Climate change	Availability/provision of input subsidies.  Availability/provision of e-voucher program to farmers.  Availability of Agro dealers.  Mainstreaming the youth in agriculture by introduction of attractive and affordable packages.

Sector	Development issue	Cause(s)	Constraint(s)*	Opportunities**
				<p>Availability of market across the border</p> <p>Reliable rainfall</p> <p>Availability of fertile soil</p>
<b>Livestock Development</b>	Low livestock productivity.	<p>Low adoption of new Livestock production technologies.</p> <p>Inadequate livestock feeds</p> <p>Inadequate value addition infrastructure and marketing of livestock products</p> <p>low quality livestock breeds</p> <p>Inadequate access to livestock extension services</p> <p>Prevalent livestock diseases and parasites.</p> <p>Low quality of livestock products e.g. hides, skins, milk, honey, beef etc</p> <p>Inadequate and weak livestock policies.</p>	<p>Inadequate budgetary allocation</p> <p>High costs of livestock feeds and inputs</p> <p>Inadequate livestock feed reserve sources.</p> <p>Drought and floods (Climate change).</p> <p>Low adoption of new breeding technologies</p> <p>Inadequate livestock market structures and departmental synergies.</p> <p>Poor risk planning strategies.</p>	<p>Availability of skilled veterinary personnel.</p> <p>Availability of subsidised breeding services (AI)</p> <p>Availability of external sources of quality breeds.</p> <p>Availability of hides and skin tanning techniques.</p> <p>Presence of Cooperatives.</p> <p>Availability of local livestock markets</p> <p>Availability of National policies for adoption or customization.</p>
<b>Fisheries Development</b>	Low fish production	<p>Poor quality fingerlings.</p> <p>Low quality fish feeds.</p> <p>Inadequate aquaculture knowledge and skills.</p> <p>Poor fish quality.</p> <p>Release of pollutants (heavy metals, plastic papers) to aquatic systems.</p>	<p>Lack of fish multiplication centre</p> <p>Unavailability of reliable feed stockiest.</p> <p>Expensive fish feeds from external sellers.</p> <p>Lack of feed quality assurance.</p> <p>Habitat degradation.</p> <p>Lack of residue monitoring equipment.</p>	<p>Availability of MCS</p> <p>Availability of ready market</p> <p>Availability of large waterfront e.g lake Victoria</p> <p>Availability of LREB</p>
<b>Trade</b>	Low trade development	<p>Lack of a segregated business census register.</p> <p>Inadequate funds for facilitating development of the projects.</p> <p>Inadequate market infrastructures</p> <p>Poor/ Lack of functional sanitary facilities in the markets</p>	<p>Failure to operationalize County Trade Development and Credit Scheme Act of 2016.</p> <p>Poor land use and planning</p>	<p>Availability of some county statistical abstracts from KNBS</p> <p>Partnership with national government ministries/ institutions.</p> <p>Availability of County Trade Development and Credit Scheme Act of 2016.</p> <p>Presence of support schemes from agencies/institutions such as WEF, Uwezo Fund, KYEOP and others.</p>
<b>Tourism</b>	<p>Ineffective tourism Promotion and marketing.</p> <p>Unclassified restaurants and hotels</p>	<p>Lack of sufficient actionable report/data on the county tourism sub-sector.</p> <p>Failure to fully implement the MOU between the County Government of Migori and National Museums of Kenya.</p>	<p>Inadequate budgetary allocation to the sub-sector</p> <p>Lack of tourism policy.</p> <p>Lack of county tourism website</p>	<p>Existence of Tourism Act on 2011 and other related legislations.</p> <p>Existence of MoU with the National Museums of Kenya with opportunities for co-funding.</p>



Sector	Development issue	Cause(s)	Constraint(s)*	Opportunities**
		Lack of heritage impact assessment, archaeological impact assessment report.  Inadequate database on tourism sites.		
<b>Co-operative Development</b>	Low cooperative movement performance	Inadequate training and sensitization programmes for co-operators. Inadequate regulatory performance framework Low market prices and market distortions	Inadequate budgetary allocation Lack of County Cooperative Policy and other relevant legislations.  Weaknesses in human resource planning.	Existence of the national cooperative policy and the Cooperative Act, SACCO Societies Act and Regulation (SASRA) Existence of cooperative development fund
<b>Liquor Licensing and Control</b>	High number of unlicensed liquor outlets  Lack of County Treatment and Rehabilitation Centre for drug addicts /substance abusers.	Inadequate facilitation of sub county alcoholic drinks, control and licensing committees.	Limited operationalization of alcoholic drink control fund.  Inadequate budgetary allocation to the sub-sector.	Existence of county alcoholic drink control and licensing act 2016
<b>Economic planning</b>	Inadequate policy formulation and planning	Lack of /inaccurate data for planning Missing link from public input and what gets to the approved plans.	Inadequate budgetary allocation Inadequate capacity in policy formulation, planning and programming.	Political goodwill National government/partners support
<b>Accounting Services</b>	Pending bills	Inadequate budgetary allocation	Delay in disbursement of funds from National treasury.	Prioritization of pending bills during budgeting
<b>Supply Chain Management</b>	Inadequate compliance to standards and specifications	Lack of strict adherence to standards and specifications by suppliers leading to lack of value for money	Loopholes within the supply chain	Presence of technology solutions to address supply chain problems
<b>Audit services</b>	Inadequate internal control systems	Lack of adequately trained personnel	Low budgetary allocation	Availability of competent and highly skilled Auditors -Political goodwill
<b>Revenue mobilization</b>	Low Own Source Revenue collection	Existence of loopholes in revenue collection mechanisms -outdated valuation roll -untapped revenue potential	Stringent national Government regulations on tea cess -Inadequate funding for the department	Revenue automation Existence of the Civic Education and Public Participation Act
<b>Health</b>	Lack of a level-5 health facility in the county	Delayed upgrading of Migori County Referral to Level 5 hospital	Budgetary constraints  Inadequate medical specialists  Inadequate health infrastructure  Lack of legislative policy for MCRH management and semi-autonomy	Political goodwill  Opportunities for in-service specialist training.  Migori Health Services Act 2019  Public Private Partnerships
	Inadequate legislative framework for effective delivery of health services	Delays in formulation and enactment of relevant policies, laws and regulations	Budgetary constraints  Weak political goodwill	Existence of the Migori County Health Act 2019 and regulations

Sector	Development issue	Cause(s)	Constraint(s)*	Opportunities**
		Capacity gaps	Inadequate relevant national legislative framework	
	Water and power shortages in facilities	Inadequate infrastructure for water and power provision in facilities	Budgetary constraints	Favourable water table Existing national regulatory framework
	Lack of a health ICT and Research Centre	Lack of prioritisation	Budgetary constraints	Existing national regulatory framework Demand and migration to e-Health
	Weak institutionalisation of research	Low Prioritisation	Lack of a research and development plan	Existing national regulatory framework Existence of partners for research
	Rising burden of Noncommunicable Diseases (NCDs), e.g. diabetes, hypertension, mental health, sickle cell anaemia and cancers	Unhealthy lifestyles Late diagnosis and management	Inadequate budgetary allocation Inadequate infrastructure for diagnosis and management Poor health-seeking behaviours Low partner support for NCDs Inadequate specialist services (oncology, sickle cell disease, diabetes, hypertension, mental health)	Political goodwill Availability of national policies on NCDs Availability of opportunities for specialist training
	Over reliance on donor funding for management of communicable diseases (e.g. TB/HIV/Malaria/ NTDs)	Low budgetary allocations for programs Poor prioritisation	Inadequate budgetary allocation for preventive programs	Availability of the County Transition plan for HIV/TB program National policy guidelines on journey to self-reliance
	Non-operationalised health facilities	Poor prioritisation Delay in the operationalisation of few facilities	Inadequate HRH Lack of equipment and supplies Political interference	Public Private partnerships for equipping and operationalisation. Advocacy
	Over-reliance on manual medical records	Low digitalisation of Medical Records	Inadequate budgetary allocations Inadequate capacity for maintenance and use of EMR	Existence of National e-Health policy Broad internet infrastructure coverage Donor support
	Shortages of medical data collection and reporting tools	Inadequate supplies Frequent revision of tools Increased demand	Budgetary constraints	Demand and migration to e-Health Existence of National e-Health policy
	Health products and technologies shortages	Inadequate supplies Procurement delays Delays in blood-screening Increased demand	Inadequate budgetary allocations Low KEMSA fill rates. Reliance on external blood-screening services	Operationalization of the Migori County Health Services Act 2019 Operationalization of the Migori County Health Fund Regulations 2022

Sector	Development issue	Cause(s)	Constraint(s)*	Opportunities**
				Availability of the County Forecasting and Quantification report (2021 - 2024) Existence of partnerships for tissue transfusion services
	Low visibility and accountability for HPTs	Lack of an electronic inventory management system	Inadequate ICT infrastructure in health facilities Inadequate capacity of health staff on digital inventory management systems	Operationalization of the Migori County Health Services Act 2019 Existence of partnerships for digitalization of supply chain systems. Political goodwill
	High out-of-pocket expenditure for health services	Low uptake of health insurance schemes (NHIF, etc) Low utilization of health insurance schemes (NHIF, etc)	Inadequate ICT infrastructure in health facilities Inadequate capacity of health staff on NHIF Inadequate inter-departmental collaboration (Health and Finance)	Availability of Migori Health Service Act 2019 Migori County Health Fund Regulations 2022 National policy on UHC
	Low Revenue collection	Weak revenue collection and accountability system	Weak digital system for revenue collection	Migori County Health Fund Regulations 2022 Existence of digital revenue collection systems
	Low staffing in facilities	Inadequate Human Resources for Health High staff attrition	Inadequate budgetary allocation for recruitment Poor retention and attraction practices	Political goodwill Presence of KMTCs Development of the county retention and attraction practices
<b>Early Childhood Development Education</b>	Inadequate and poor infrastructure development	Inadequate ECDE classes -Inadequate furniture tools and equipment Poor sanitation Lack of clean drinking water.	Inadequate budgetary allocation	Qualified personnel Political goodwill
	Low access to early childhood education	Long distance to ECDE centers Lack of feeding programs High cost of the ECDE programme	Inadequate infrastructure	Existence of qualified personnel Interdepartmental and Governmental collaborations Existing partnerships
	Quality assurance and standards	Inadequate distribution and access to services. Inappropriate teaching methods. Inadequate supervision, monitoring and curriculum delivery. Lack of relevance regarding content and delivery	Inadequate budgetary allocation Lack of policy	Skilled personnel in the education ministry
	Weak Administration and Planning	Inadequate staffing Inadequate resource allocation Poor coordination of ECDE services among service providers.	Inadequate budgetary allocation Lack of appropriate policy	Un-employed trained ECDE teachers. Basic Education Act 2013

Sector	Development issue	Cause(s)	Constraint(s)*	Opportunities**
		Inadequate ECDE standards and guidelines.		
	Inadequate teaching and learning materials.	Increased demand for the ECDE programme Increased ECDE Centres	Inadequate budgetary allocation	Kenya stationeries and bookseller association.
	Low/lack of participation in co-curricular activities	Lack of costumes and uniforms No policy	Prioritization	Basic education act
<b>Technical Vocational Education &amp; Training (TVET)</b>	Infrastructural Development	Inadequate standard infrastructure Inadequate furniture, tools, and equipment	Inadequate budgetary allocation Lack of relevant policy	Qualified personnel
	Curriculum implementation and quality assurance.	Lack of adequate instructional materials Inadequate appropriate workshops Lack of modern industry-driven curriculum Lack of industry-validated standards	Inadequate budgetary allocation Lack of political goodwill	Availability of ward bursary and conditional grant
	Leadership and governance.	Lack of stakeholder involvement in the governance of county polytechnics Lack of sub-county and polytechnic staff. Inadequate capacity building in the polytechnic board of management. Trainees unable to pay for fees leading to drop out.	Inadequate budgetary allocation Lack of relevant policy	Basic education Draft policy on VETCs available
	Inadequate financing, Collaboration, and Networking	Lack of clear structure for industrial attachment placement for trainees. Lack of clear policy on collaboration and networking. Lack of income-generating activities in county polytechnics Inadequate external funding. The inability of trainees to pay fees. Inadequate funding to county polytechnics	Inadequate budgetary allocation	Existence of higher education institutions within the county offering various courses
<b>Basic Education Institutions</b>	Inadequate and poor infrastructure development	Inadequate; classrooms, laboratories, dining halls, and dormitories. Un-conducive learning environment due to Poor sanitation, Lack of clean drinking water. Inadequate furniture tools and equipment	Inadequate budgetary allocation Limited land for expansion Natural disasters such as floods	Qualified personnel Political goodwill
	Low access to early childhood education	Long distance to learning institutions.	Limited land for the construction of new schools	Existence of qualified personnel

Sector	Development issue	Cause(s)	Constraint(s)*	Opportunities**
		Lack of feeding programmes. -Inadequate infrastructure	Inadequate budgetary allocation	Interdepartmental and Governmental collaborations Existing partnerships
	Quality assurance and standards	Inadequate qualified staff. Inadequate distribution and access to services. Inadequate teaching and learning materials. Inadequate supervision, monitoring, and lesson observation curriculum delivery Lack of relevance with regard to content and delivery	Inadequate budgetary allocation Inadequate skilled personnel	Quality assurance and standards in the national government
<b>Sports Development</b>	Poor performance in sports	-Inadequate sports facilities -Inadequate sports equipment -Inadequate talent identification and nurturing -Inadequate number of trained sports personnel -Poor sports management	lack of political goodwill Inadequate funds Lack of pace Inadequate budgetary allocation	Existence of some sports facilities Existence of sports equipment Football Federation
<b>Cultural Development</b>	Low appreciation of cultural heritage	-Local cultures are seen as no longer fashionable -Poor management of cultural groups such as Kuria traditional dancers, county choir -Negative imitation of foreign cultures -Inadequate reading facilities.	Lack of Prioritization	Existence of various cultural groups Existence of artifacts Existence of oral tradition
<b>Gender Development</b>	Negative cultural practices	Low literacy level Decreased reporting and witnessing of FGM and GBV	Inadequate funds for sensitization Lack of land for construction of GBVs	Gender desk at Migori Huduma center. Existence of partners
<b>Home craft centres and enterprises services</b>	Poor home craft infrastructural development	Inadequate mapping facilities for Home craft centers Inadequate equipment in the centers	Lack of better policy Inadequate budgetary allocation	Existence of some mapping facilities Existence of some Home craft centers
	Poor Home craft enterprise services	Inadequate skilled personnel Inadequate centers Poor marketing of home craft arts Inadequate craft resources	Prioritization	Existence of some skilled personnel Existence of some Home craft centers
<b>Children Services</b>	Weak child protection system	Low awareness of child rights Lack of child rescue centers Lack of County specific plans of action for children	Prioritization Lack of education to the public on the bill of rights	Existence of children protection laws.

Sector	Development issue	Cause(s)	Constraint(s)*	Opportunities**
	Lack of child participation plans	Lack of County specific plans for child participation program Low awareness of child celebration days	Prioritization	Existence of children's celebration days Existence of the Government Children's office
<b>Social development</b>	Weak social welfare protection	Inadequate social welfare groups Lack of public awareness campaigns Lack of enough funding for the existing welfare groups Negative attitude towards the social welfare groups Unawareness of the rights of certain groups such as older persons and PWDs Poor coordination between the NGOs and the ministry in charge of social welfare Protection	Inadequate funding Inadequate facilities to support PWDs and older persons Inadequate training for members of the public on social welfare groups.	Existence of some social welfare groups Funding to the older persons and PWDs
<b>National Council for Persons with Disabilities (NCPWD)</b>	Poor distribution of resources to the disabled	Ethnic profiling Low awareness of the rights of the disabled Poor infrastructural development to people living with disability Poor management	Inadequate funding Inadequate budgetary allocation	Existence of the bill of rights Availability of some resources to PWDs
<b>E-Learning</b>	Weak ICT system/Infrastructure	Poor network connectivity Incompetent/Unskilled personnel High installation/Acquisition costs Lack of electricity connectivity	Inadequate funding Inadequate network booster stations Poor infrastructure Poor education system	Existence of development partners Existence of some skilled ICT personnel
<b>Water</b>	Poor watershed/catchment management	Pressure on existing arable land Poor farming practices Non climate proof water infrastructure	Lack of political goodwill Inadequate resources for climate proofing of water infrastructure	Existence of development partners willing to support watershed/catchment management. Existence of Natural resource Multistakeholder platform in the county
	Low access to water and sanitation services (Rural and Urban)	Inadequate development of water infrastructure non functionality of water projects Low uptake of water harvesting and storage	-Low funding Poor Operation and maintenance of community projects High electricity bills from the urban water supplies which often get disconnected from power. Inadequate knowledge on water harvesting and storage. Poverty	Existence of development partners who support both water and sanitation sectors. Good solar irradiation in Most parts of the county which can be utilized to power water projects High numb of households with corrugated iron sheet roofs which can be used to harvest rainwater. Distribution of tanks by partners
	Inadequate skills and staff shortages	Aging staff, Inadequately skilled staff	lack of succession plan Staff not decentralized to ward level.	Existing ward offices which can house water and energy staff at the ward Level The existence of

Sector	Development issue	Cause(s)	Constraint(s)*	Opportunities**
			Staff do not undergo regular training to improve their skills	Kenya school of government which builds the capacity of Government staff.
	Inadequate baseline data and information	some water and sanitation specific data is not available.  Ineffective planning	Inadequate budgetary allocation  Low staff strength	Existing open-source internet applications that can be used for mapping of water points.  Existing of partners willing to support mapping.
	Poor water conservation, protection, and governance	Drying up of springs  Siltation of water pans/ dams  Inadequate water harvesting and storage.	Unsustainable land management practices  Inadequate knowledge of water harvesting and storage  Poor governance of water projects	Existing County Natural resources platform that can coordinate conservation activities  Existing legislative/regulatory framework for the management of water resources  Existing Water Resource Users and water users Associations in the county with Sub catchment management plans
	Water sources pollution	Lack of sewerage sanitation  Uncontrolled artisanal mining  Poor solid waste management  Uncontrolled spillage from car wash and other urban human activities.  Lack of controlled dumpsites	Natural disasters  Low funding  Climate change	Existing legislation/regulatory framework  Public private partnership
	Poor wastewater management system	Increased urban population. Lack of sewerage infrastructure	Limited land for sewerage infrastructure Inadequate funds	Existing urban water supplies
	Wrangles in shared water resources	Clannism, nepotism'  Poor inter-clan relationship	Lack of political goodwill	Existence of local dispute resolution mechanism - chief's baraza, clan elders, local religious leaders  Existence of administrative structure at national, county and community level
<b>Energy</b>	High cost of energy	High level of inflation  High taxation regime	High dependency on grid power	Off grid power generation Ample solar energy in the county.  Carbon trading  County Decentralised Energy System toolkit in place
	The high capital cost of investment	Weak currency against the dollar	Most of the equipment are imported	Public Private Partnership  County Climate Change Fund
	Vandalism	A ready market for the vandalized product  Lack of ownership of projects	Poor security in affected areas	Adoption of community policing  Inbuilt integrated solar lamps available in the market
	Low uptake of green energy technology the at the household and institutional level	Low level of knowledge on green energy technology	Inadequate resources for training and demonstration	Presence of REREC in the county

Sector	Development issue	Cause(s)	Constraint(s)*	Opportunities**
			High concentration on infrastructure development	Availability of development partners in the renewable energy sector.
	Depletion of biomass energy resource	Overreliance on wood fuel resource Use of high energy-consuming traditional cookstoves	Low level of awareness of energy-saving technologies and clean cooking solutions	Presence of key players in the energy sector Presence of financial institutions that are willing to finance clean cooking solution programs

DRAFT



## CHAPTER THREE: SPATIAL DEVELOPMENT FRAMEWORK

### 3.1. Overview

This chapter describes the spatial framework within which development projects and programmes will be implemented. The information provided covers various thematic areas as outlined in the National Spatial Plan 2015–2045 and County Spatial Plan 2015-2024.

### 3.2. Spatial Development Framework

The projects and programmes in the CIDP will be implemented in line with the county spatial framework as outlined in the following thematic areas:

- 1) Resource potential growth areas
- 2) Modernising agriculture
- 3) Enhancing county competitiveness
- 4) Transport network
- 5) Providing appropriate infrastructure
- 6) Industrialisation
- 7) Mining
- 8) Human settlement
- 9) Conserving natural environment
- 10) Tourism
- 11) Renewable energy

#### 3.2.1. Resource Potential Growth Areas

The county has diverse resource potential as depicted in table 20 below. During the plan period, the county government and other development partners will initiate development strategies to harness potential resources as indicated table 20 below.

Table 20: Resource potential growth areas

Resource Potential Zone/Region	Potential	Development Strategies
<b>Highlands</b> <ul style="list-style-type: none"> <li>• Aroso hill,</li> <li>• Chinato hill,</li> <li>• God Kwach hill</li> <li>• God Kwer hill</li> <li>• God Sibwoche hill</li> <li>• Maeta hill</li> <li>• Magina hill</li> <li>• Nyabisawa hill</li> <li>• Nyangwana hill</li> <li>• Nyakune hill</li> <li>• Nyatike hill</li> <li>• Ogenga hill</li> <li>• Ombo hill</li> <li>• Renjoka hill</li> </ul>	<ul style="list-style-type: none"> <li>• Academic sites</li> <li>• Agricultural production</li> <li>• Energy Resources</li> <li>• Forestry</li> <li>• Human settlement</li> <li>• Religious and cultural sites</li> <li>• Construction material</li> <li>• Medicine and herbs</li> <li>• Tourism</li> <li>• Water catchment</li> <li>• Wildlife habitat</li> <li>• Picnics and excursions</li> </ul>	<ul style="list-style-type: none"> <li>• Promote agroforestry.</li> <li>• Investment in social and physical infrastructure</li> <li>• Conservation of water sources</li> <li>• Environmental Protection and conservation</li> <li>• Improve infrastructure to support value addition initiatives and human settlement.</li> <li>• Promote local tourism.</li> </ul>
<b>Urban Centres/Areas</b> <ul style="list-style-type: none"> <li>• Awendo</li> <li>• Isibania</li> <li>• Kehancha</li> <li>• Migori</li> </ul>	<ul style="list-style-type: none"> <li>• Agricultural production</li> <li>• Education and Training</li> <li>• Human Settlement</li> <li>• ICT development</li> <li>• Infrastructural Development</li> <li>• Job opportunities</li> </ul>	<ul style="list-style-type: none"> <li>• Enhance agricultural production.</li> <li>• Investment in social and physical infrastructure</li> <li>• Environmental conservation</li> <li>• Support Industrial development.</li> <li>• Sustainable urban land use and growth</li> </ul>

Resource Potential Zone/Region	Potential	Development Strategies
<ul style="list-style-type: none"> <li>• Rongo</li> <li>• Other Urban Areas in the county</li> </ul>	<ul style="list-style-type: none"> <li>• Research and Innovation</li> <li>• Tourism and Hospitality</li> <li>• Trade and Industry</li> <li>• Value addition</li> </ul>	<ul style="list-style-type: none"> <li>• Construction of low cost Housing</li> <li>• Promotion of value addition</li> <li>• Conservation of water sources</li> <li>• Establishment of industrial park, MSMEs parks and Business development centres.</li> <li>• Provision of Solid waste management system</li> </ul>
<p><b>Middle and Low land areas:</b></p> <ul style="list-style-type: none"> <li>• LM1-2: Awendo, Rongo, Kegonga, Maberu, Uri</li> <li>• LM3: Suna East</li> <li>• LM4: Nyatike, Karungu</li> <li>• LM5: Western Nyatike, Muhuru</li> </ul>	<ul style="list-style-type: none"> <li>• Agricultural production</li> <li>• Energy Resources</li> <li>• Forestry</li> <li>• Human settlement</li> <li>• Mineral Resources</li> <li>• Religious and cultural sites</li> <li>• Construction materials such as timber, poles, Sand, quarry,</li> <li>• Medicine and herbs</li> <li>• Tourism</li> <li>• Wildlife habitat</li> <li>• Industry</li> </ul>	<ul style="list-style-type: none"> <li>• Promote agroforestry.</li> <li>• Investment in social and physical infrastructure</li> <li>• Conservation of water sources</li> <li>• Environmental Protection and conservation</li> <li>• Improve infrastructure to support value addition initiatives and human settlement.</li> <li>• Promote cottage industry.</li> </ul>
<p><b>Lakefront Sites</b></p> <ul style="list-style-type: none"> <li>• All urban areas and beaches along the lake shore</li> </ul>	<ul style="list-style-type: none"> <li>• Tourism and hospitality</li> <li>• Construction material (sand harvesting)</li> <li>• Fishing</li> <li>• Housing</li> <li>• Air and water transport</li> <li>• Agriculture</li> <li>• Water sports</li> </ul>	<ul style="list-style-type: none"> <li>• Promote investment in tourism and hospitality industry.</li> <li>• Investment in modern fish processing industries</li> <li>• Develop town plans.</li> <li>• Facilitate land adjudication.</li> <li>• Adopt low-cost building technologies.</li> <li>• Investment in ports and harbours</li> <li>• Enhance value addition and cottage industries.</li> <li>• Promote Local tourism</li> <li>• Promotion of water sports activities.</li> </ul>

### 3.2.2. Modernizing agriculture

Agriculture is the key driver of economic growth in Migori county, contributing the highest share of the Gross County Product at 42.2 percent and employs 71 percent of total households (KNBS, 2019). Agriculture is mainly dominated by crop farming and fishing activities. Animal production is also a key economic activity in the county particularly traditional livestock such as cattle, sheep, and goats as well as beekeeping (apiculture), and aquaculture. About 67 percent of the households produce crops, 47 percent produce livestock, 0.38 percent practice aquaculture, and 2.8 percent are involved in fishing activities (Kenya Housing and Population Census, 2019). The most common crops produced by households in Migori county include maize, sugarcane, sweet potatoes, beans, cassava, kale, and ground nuts.

The main challenges to agriculture in Migori have been identified as over-dependence on rain-fed agriculture, use of traditional farming methods, high cost of farm inputs, poor leadership and governance in farmer cooperatives, high taxation on agricultural products and livestock products, fewer adherence to demand-driven research for agricultural development, inadequate extension-farmer services, pests and diseases, and low adoption of new agricultural technologies among farmers. As a result, farmers experience low income returns due to poor post-harvest management, low and unsustainable productivity, low bargaining power and non-investment in value chain development.

The agricultural sector, on the other hand, has significant potential and opportunities in the form of agro-ecological zones, which provides the county with the opportunity to diversify through agriculture irrigation, encourage adoption of horticultural farming, adoption of modern fish and agricultural production methods and technologies, establishment of an agricultural research institution, expansion of existing extension services and strengthening of linkages to both domestic and external market

### Agricultural Potential Areas

The county’s high potential areas cover an area of 610.73 km<sup>2</sup> and include Ntimaru East and West, Nyabasi East and West, Isibania, Makerero, Gokeharaka/Getambwega, God Jope, North Kamagambo, South Kamagambo, South and Central Sakwa, and West Sakwa Wards. This zone has the best climate for tea, coffee, maize, sugarcane, and sunflower.

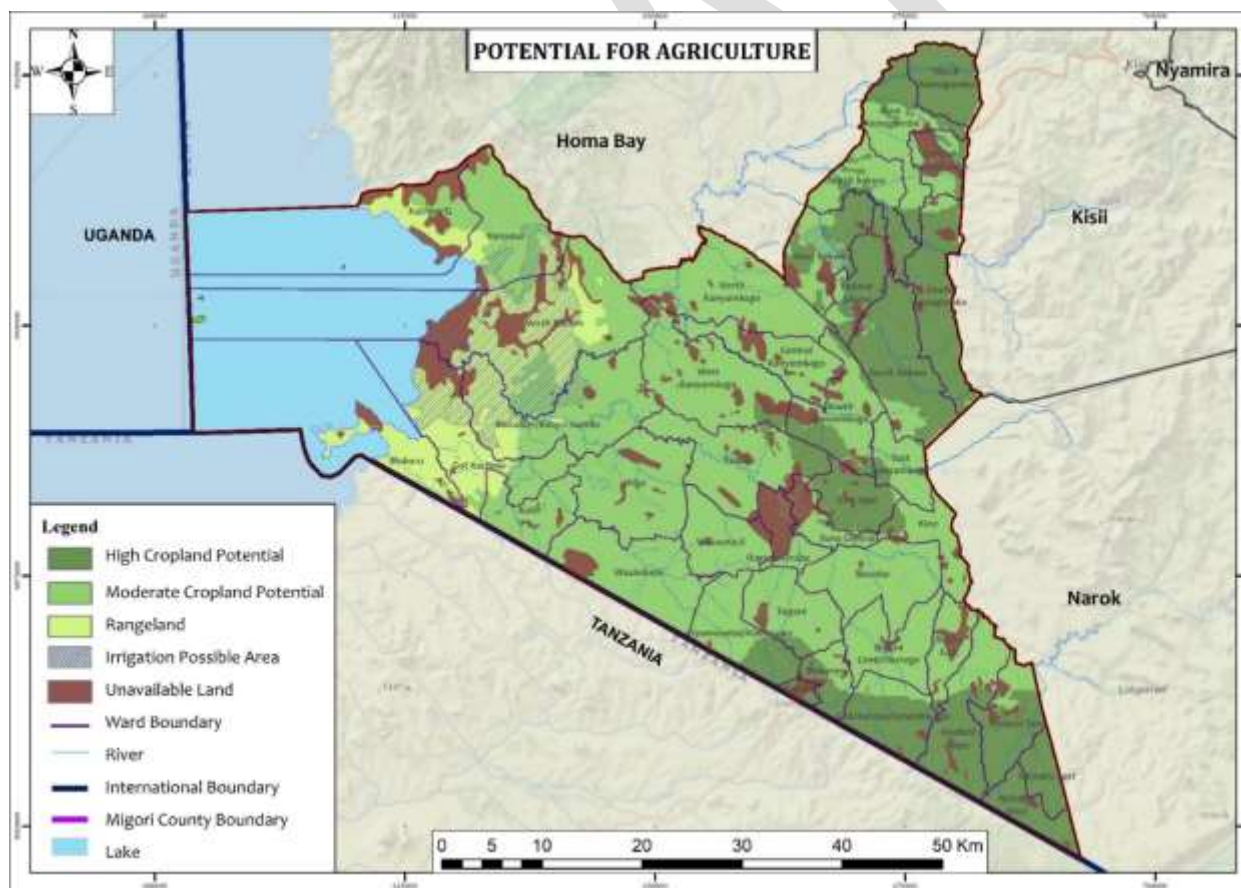
Bukira East and Central, Masaba, Kwa, Suna Central, Tagare, Oruba-Ragana, Kakrao, West, Central, North, East, and South Kanyamkago, Kanyasa, and Kachien’g Wards are all moderate cropland areas covering an area of 1304.74km<sup>2</sup>. The zone is suitable for growing crops such as sugarcane, maize, cotton, and tobacco.

Muhuru, Got Kachola, North Kadem, parts of Kanyasa, and Macalder/Kanyarwanda Wards are rangeland covering an area of 197.03 km<sup>2</sup>. The viable options in this zone include ranching, poultry, cotton, maize, and millet farming.

Irrigation possible areas in the county cover parts of the moderate potential crop areas and rangeland potential areas. This zone covers an area of 178 km<sup>2</sup> and covers parts of Kanyasa, North Kadem, Macalder/Kanyarwanda, Got Kachola, and West Sakwa Wards.

In order to optimize agricultural productivity, the spatial framework proposes the following areas for the production of various crops as indicated in Map 4 below.

Map 4: Agriculture potential areas



Source: Land, Physical Planning and Housing Migori

### Strategic interventions

To sustain agricultural growth in the county, strategic interventions proposed during the plan period will encompass the value chain approach with main focus on production, value addition, trade and commercialization. This will ensure that the interventions are holistic and that agricultural productivity is market driven.

## 1. Production

- a. To realize increased agricultural productivity through the adoption of appropriate technology the county government will implement the following strategies:
  - i. Beef production and marketing initiatives including the refurbishment of abattoirs, promotion of fodder and pasture security programs and construction of meat processing plants.
  - ii. Dairy development including artificial insemination, completion and renovation labs in Migori, and intensification of the extension programs.
  - iii. Invest in technology to increase feeds production, livestock keeping, and support infrastructure and technology that ensures improved quality of breeds in the county.
  - iv. Promote and enhance agricultural mechanization.
  - v. Promote drought tolerant cereals and legumes.
  - vi. Crops and livestock pests and disease control.
  - vii. Promote Honey production.
  - viii. Fruit and other horticultural crops development and marketing.
  - ix. Strengthen cooperative development.
- b. To make Migori county food secure by the year 2027, the following strategies will be implemented:
  - i. Promoting irrigation, soil, and water conservation.
  - ii. Enhancing access to production inputs (seeds, fertilizer, and pesticides).
- c) To ensure the reduction of post-harvest losses the following strategies will be implemented:
  - i. Post-harvest management.
  - ii. Intensifying extension service programs and leveraging technology.

## 2. Value addition Trade and commercialization

The potential for trade and commercialization of agricultural produce, given the strategic location of the county in line with major food consumption cities and major towns, is huge yet remains unexploited.

To enhance value addition, trade and commercialisation in the county the following strategies will be implemented during the plan period.

### a) Enhance industrial development

To innovate within value addition, trade and commercialization, the following programmes and projects will be implemented:

1. Completion and revival of slaughterhouses in various sub-counties.
2. Revival of dormant agro-based industries such as Sony Sugar Factory in Awendo subcounty.
3. Promotion of sisal, cottage and edible oil industries.
4. Establishment industrial parks and MSMEs in major towns.
5. Promotion of ginnery industry in cotton growing areas.
6. Establish milk and meat processing plants.
7. Establishment of fish processing plants.
8. Establishment of post harvesting and storage facilities to minimise wastage.

### b) Develop and promote agro-entrepreneurship .

In order to trigger entrepreneurship, the government will employ the concept of incubation centres. The concept will focus on engaging youth, women and PWDs on the following programmes:

1. Offer training to youth, women and PWDs and support them with equipment to add value to various products.
2. Set up incubation centres at Miyare ATC and various VETCs to provide an avenue to enhance skills on agro-processing and entrepreneurship. This will target to incubate 1,000 traders and create 10,000 jobs directly and indirectly.
3. Enhance empowerment fund to support innovative entrepreneurs.

### **3.2.3. Enhancing County Competitiveness**

The county boasts of key competitive advantages which include geographical location, existing commercial/industrial facilities and abundance in natural resources. During the plan period, the county shall enhance its competitiveness through the following initiatives and interventions:

#### **a) County's Location**

Migori county lies on the shore of Lake Victoria and has a huge potential in achieving sustainable development through the Blue Economy approach. The approach will seek to exploit the lake front sites, inland waters of Lake Victoria and rivers which are the major sources of fish and transport channels to most parts of East African region. To enhance the county's competitiveness in fishing and water transport the following strategies will be implemented in collaboration with the national government and other development partners;

1. Promotion of cage fishing,
2. Rehabilitation of the existing infrastructure such as landing bays and cooling storage facilities
3. Investment in water transport such as water bus and jetties among others.

#### **b) Mining**

The county is rich in mining and extraction activities including gold, copper, sericite, tourmaline, pyrite, arsenopyrite, chalcopyrite and galena. These corresponding mineral resources present an opportunity for large scale mining investors consequently generating revenue and creating employment opportunities. Despite the existence of these huge mineral deposits, there exist challenges including use of obsolete technology, inadequate resources, exploitation by the middlemen and weak enforcement of existing policies, laws and regulations.

Artisanal mining activities such as sand harvesting, quarry and murram provide an opportunity for thriving of construction industry while at the same time providing revenue and employment opportunities for the youth. In collaboration with the national government and other development partners the county government will continue to sensitise the artisanal miners on safe mining practices, use of modern technologies, environmental protection among others.

#### **c) Existing Commercial/Industrial facilities**

The existing agro-processing industries provides a competitive opportunity for employment opportunities and revenue generation. They include the Getong'anya Sweet potatoes processing plant in Kuria West, Ende Hill Water Bottling Factory, coffee factories and milk cooling plants. A huge potential also exists in maize milling to take advantage of the cheap maize from both Kuria East and West Sub-Counties and Mara Province in Tanzania. Other crops with potential for small and medium agro-based industries include horticultural crops, sorghum and millet which form vital ingredients in the production of beer. In addition, Sony sugar factory which is currently operating below capacity can be revamped to increase productivity in the sugar industry.

#### **d) Tourism**

Migori county has both natural and human-made resources that enhance tourism activities. The nature-based tourist attractions include Lake Victoria and its scenic Gogo falls, crying stones of Kuria East, Thim-Lich Ohinga heritage site in Nyatike, cultural and heritage tourist sites such as the God Kweru religious shrines and agro-tourism sites. The Isibania point of entry and exit to Kenya and the county's proximity to the iconic Maasai Mara National Reserve among others which collectively make Migori county a major tourist destination. Abundant hospitality industry exists with excellent facilities ranging from three to five-star hotels spread all over the county.

#### **e) Inter- County Relations**

The county is an active member of the fourteen counties in the Lake Region Economic Bloc whose activities in the Lake Region are geared towards raising and sustaining the quality of people's life and ecosystems. The county shall take advantage of its membership to the bloc to market the county's potential and also create synergies in common areas of development for the prosperity of the lake region.

#### **f) Developed Infrastructure**

The county is served with effective and reliable infrastructure which is critical in lowering the cost of doing business and increasing its competitiveness. It is served with a reliable road network including the A1 connecting Isibania, Kisii to the country's capital Nairobi and the key murram security road along the Migori-Tanzania border. The construction of the Western Tourist Circuit will link the county to Homa Bay, Kisii, Nyamira, Kisumu, Vihiga, Siaya, Kakamega, Nandi, Uasin Gishu, and Busia counties.

The Isibania border point is one of the entry points in the country and serves as a gateway for the county and the rest of the East African region. It also serves as the main commercial and transport hub for the western part of Kenya and the East African region.

##### **3.2.4 Transport Network.**

Road transport in the County accounts for 90 percent of passenger and freight traffic. The road network in the County covers 3979KM as depicted in figure 11 below and classified as follows: International Trunk Road (Class A) - 67.2KM, Class B - 130KM, Class C – 349.8 KM, Class D - 233.8KM, Class E – 710.5KM to minor roads Class G – 186.7KM and Class F - 1342.7KM and unclassified roads – 958.8KM. During the plan period, the county government shall work on roads from class D and below.

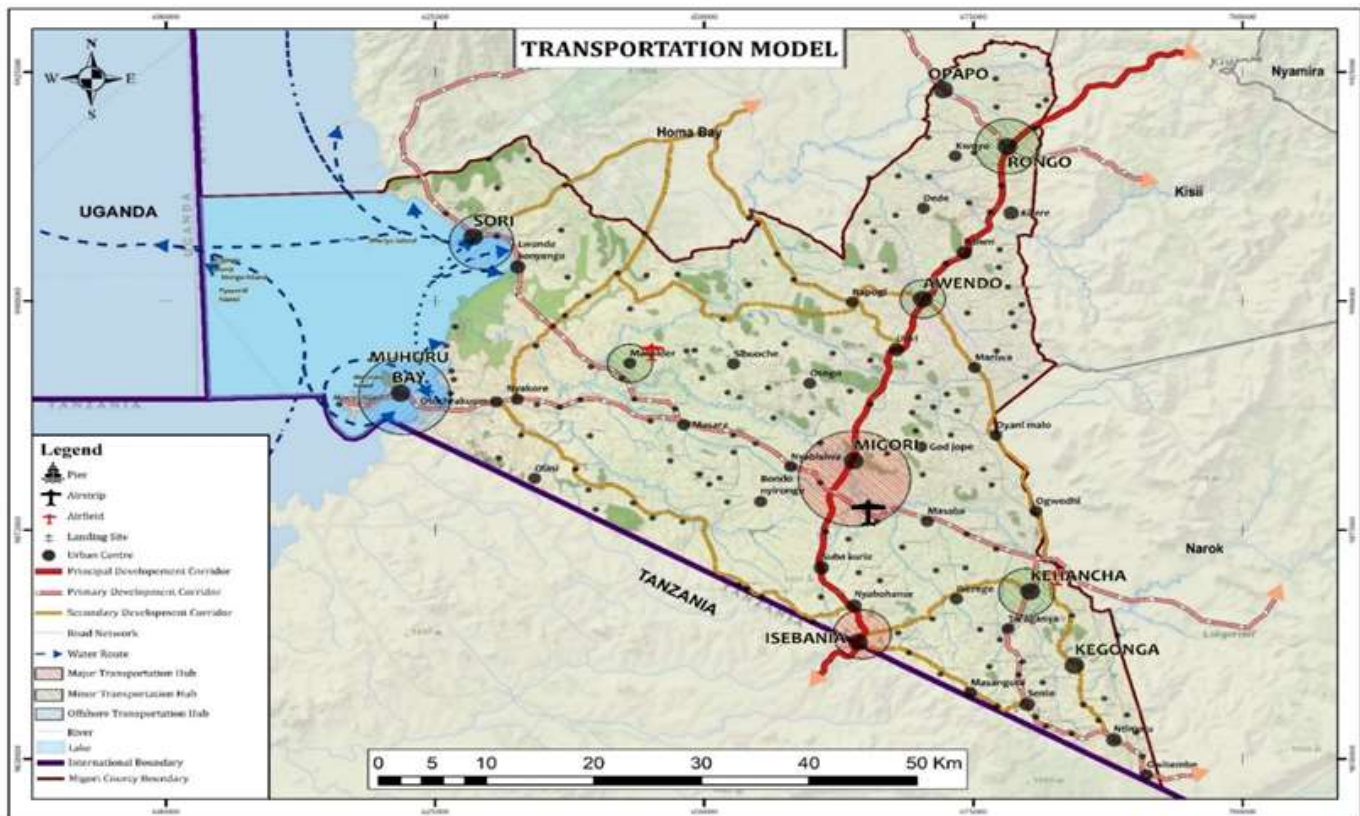
The county also boasts of major, minor and offshore transportation hubs. Major transportation hubs in the county include Migori town and Isebania while minor transportation hubs include Kehancha, Awendo, Rongo and Macalder. On the other hand, offshore transportation hub includes Muhuru bay and Sori since they are located along Lake Victoria that is linked to the primary development corridor. Additionally, the county has an Airstrip that connects Migori with regional centres in Kenya.

The transport network is facing numerous challenges including inefficient transport system contributed by underutilization and neglect of transport facilities, traffic congestion and dilapidated conditions of both earth and gravel roads among others.

Among the measures earmarked to revamp the transport sector during the plan period includes invigorating the piers at Sori and Muhuru Bay and renovating existing airstrips in Kehancha and Macalder, integrating non-motorized transport into the existing transport network to facilitate ease of mobility and traffic flow, developing PLWD user friendly transport system such as ramps and designated parking persons for PLWD, provision of

support infrastructure at the terminals, bus parks and construction of bridges and footbridges.

Map 5: Transportation Model for Migori County



### 3.2.5 Providing appropriate infrastructure.

During the plan period, the spatial framework envisions a county well-endowed with appropriate infrastructure investments in water, energy, ICT, health, education, sanitation facilities and telecommunications. However, this sector faces challenges such as skewed distribution and inaccessibility of infrastructural facilities; high rate of urbanization and population growth; loss of land for infrastructural development; high cost of infrastructural services, development and maintenance; mismanagement of the infrastructure facilities; over reliance on hydroelectric power; destruction and encroachment of water sources; under exploited energy and water potentials; inadequate ICT infrastructure; poor waste management; frequent water shortages and unaccounted for water losses.

The spatial framework supports the development of a high quality, firmly interconnected, efficient, reliable, adequate, accessible, safe, sustainable and environmentally friendly systems of infrastructure. To achieve this, the framework promotes acceleration of ongoing infrastructural developments, focusing on quality, aesthetics and functionality of the infrastructure services developed; supports development of infrastructure flagship projects to ensure contribution to the economic growth and social equity and uphold efficiency and effectiveness of the infrastructure development process at all planning levels. It also encourages the provision of a utility sector (water, sewerage and electricity) that is modern, customer-oriented and technologically enabled while protecting and conserving the environment for the benefit of future generations and the wider international community.

Through the framework the county Government will strive to provide infrastructure through the following strategies:

1. Provision of safe, adequate, reliable, and affordable electricity for both urban and rural settlements
2. Encourage the expansion, and improvement of water reticulation systems to facilitate the access to clean, safe, adequate, reliable, and affordable water in human settlements.

3. A competitive, accessible, and affordable VETC education training and research facilities shall be promoted.
4. Competitive, accessible, and affordable educational facilities shall be promoted.
5. Promote access to appropriate, quality, efficient and cost-effective ICT infrastructure in both rural and urban areas.
6. The expansion of sewerage systems and waste management facilities shall be promoted to improve sanitation in human settlements.
7. Sporting infrastructure shall be planned, developed, maintained and the existing rehabilitated to promote sports development.
8. A network of functional, efficient, safe, accessible, and sustainable health infrastructure shall be established.

### 3.2.6 Industrialization

The County has enormous industrial potential that is available for further exploitation to improve the County's economic outlook and unlock the manufacturing and processing subsectors as detailed in table 21 below. Most of these industries however are dormant and have therefore not been able to marshal enough capital to harness the creativity of the indigenous populations.

The major industries in the county include processing, manufacturing, and cottage. The dominant processing industries in the County are agro-based with the existing agro-processing industries in in the county being both large, medium and Small Scale (cottage industries). The large scale agro-processing industry in the County is Sony Sugar Company) which currently employs 1,940 people, approximately 0.2 percent directly and 25,000 indirectly while the rest of the agro-processing industries operate in medium to small scale production processes.

**Table 21: Existing industries**

Urban area	Existing Industries	Activity	Ward
Kehancha	Agro-Processing	Slaughterhouse	Bukira East
Kehancha	Agro-Processing	Slaughterhouse	Bukira East
Kehancha	Mining and Sand Harvesting	Sand harvesting	Bukira East
Nyakuru	Mining and Sand Harvesting	Gold Mining	North Sakwa
Nyakuru	Mining and Sand Harvesting	Gold Mining	Central Sakwa
Kokuro	Production of building materials	Brick Making	Central Sakwa
Oyani Malo	Fabrication (Metal /Wood)	Metal fabrication	East Kanyamkago
Oyani Malo	Fabrication (Metal /Wood)	Wood fabrication	East Kanyamkago
Oyani Malo	Production of building materials	Brick Making	East Kanyamkago
Nyakurkuma	Production of building materials	Brick Making	East Kanyamkago
Opapo	Agro-Processing	Jaggery	East Kanyamkago
Opapo	Agro-Processing	Jaggery	East Kanyamkago
Opapo	Agro-Processing	Jaggery	East Kanyamkago
Kisigunwa	Mining and Sand Harvesting	Stone Quarrying	God Jope
Gwekonge	Agro-Processing	Coffee Pulm Processing	Gokeharaka/Getambwega
Nyamotambe	Mining and Sand Harvesting	Sand harvesting	Gokeharaka/Getambwega
Jerusalem	Mining and Sand Harvesting	Sand harvesting	Gokeharaka/Getambwega
Aego Nyarogi	Storage	Tobacco storage	Kakrao
Onger	Agro-Processing	Vegetable and Tomato Processing	Macalder/ Kanyarwanda
Macalder	Food Processing	Meat Processing	Macalder/ Kanyarwanda

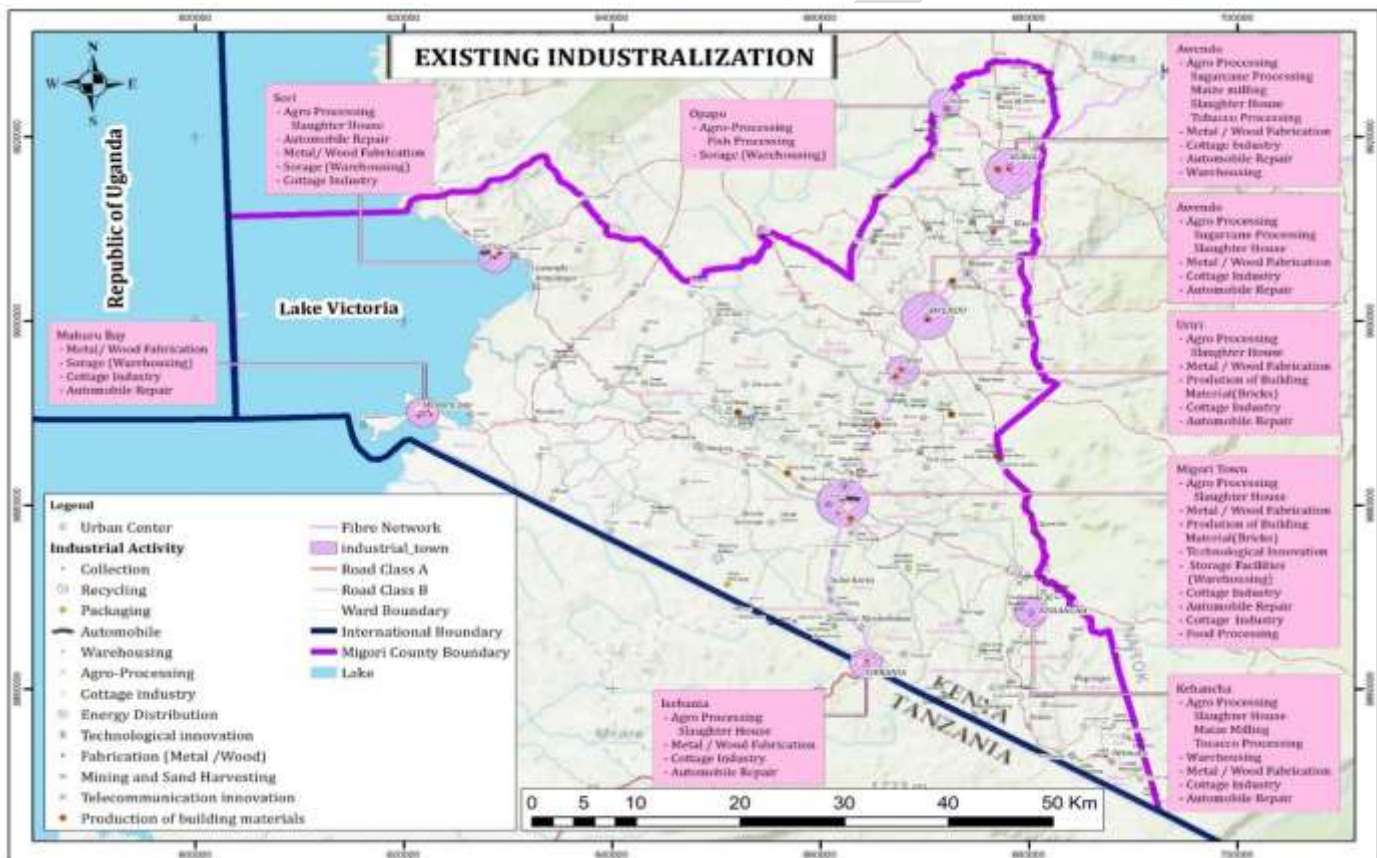


Urban area	Existing Industries	Activity	Ward
Macalder	Agro-Processing	Sweet Potatoes	Macalder/ Kanyarwanda
Macalder	Mining and Sand Harvesting	Gold Mining	Macalder/ Kanyarwanda
Getonganya	Agro-Processing	Potato Processing	Masaba
Getonganya	Agro-Processing	Slaughter services	Masaba
Ndeg Oriedo	Collection	Sugarcane Collection	North Kamagambo
Ndeg Oriedo	Mining and Sand Harvesting	Gold Mining	North Kamagambo
Kadianga	Agro-Processing	Jaggery	North Kamagambo
Ndeg Oriedo	Agro-Processing	Jaggery	North Kamagambo
Minyenya	Mining and Sand Harvesting	Stone Quarrying	North Kamagambo
Kuja	Mining and Sand Harvesting	Stone Quarrying	North Sakwa
Kwoyo	Agro-Processing	Jaggery	North Sakwa
Wangirabosi	Collection	Coffee Collection	Ntimaru East
Itongo	Collection	Coffee Collection	Ntimaru East
Ntimaru	Storage	NCPB Storage	Ntimaru West
Makarangwe	Agro-Processing	Coffee Processing	Ntimaru West
Daraja Mbili	Agro-Processing	Coffee Processing	Ntimaru West
Bogambero	Agro-Processing	Coffee Processing	Nyamosense/Komosoko
Bogambero	Mining and Sand Harvesting	Sand harvesting	Nyamosense/Komosoko
<Null>	Mining and Sand Harvesting	Sand harvesting	Nyamosense/Komosoko
Kitere	Agro-Processing	Sugar Jaggery	South Kamagambo
Kanga Machine	Mining and Sand Harvesting	Gold mining	South Kamagambo
Kanga Machine	Fabrication (Metal /Wood)	Metal fabrication	South Kamagambo
Bware	Storage	Tobacco storage	South Kanyamakago
Uriri	Agro-Processing	Water Packaging	South Kanyamakago
Stella	Production of building materials	Brick Making	South Kanyamakago
Stella	Fabrication (Metal /Wood)	Metal fabrication	South Kanyamakago
Stella	Fabrication (Metal /Wood)	Wood fabrication	South Kanyamakago
Stella	Agro-Processing	Tobacco Processing	South Kanyamakago
Suba Kuria	Mining and Sand Harvesting	Sand harvesting	Tagare
Giribe	Agro-Processing	Slaughter services	Wasimbete
Kitabaye	Packaging	Water Packaging	Wasimbete
Manyera	Recycling	Recycling Factory	Wasimbete
Migori	Production of building materials	Brick Making	Wasweta II
Migori	Production of building materials	Brick Making	Kakrao
Migori	Cottage industry	Cottage industry	Wasweta II
Migori	Cottage industry	Cottage industry	Kakrao
Migori	Fabrication (Metal /Wood)	Metal fabrication	Kakrao
Migori	Fabrication (Metal /Wood)	Wood fabrication	Kakrao
Migori	Fabrication (Metal /Wood)	Wood fabrication	Wasweta II
Migori	Cottage industry	Cottage industry	Kakrao
Migori	Agro-Processing	Slaughter services	Kakrao
Migori	Mining and Sand Harvesting	Gold Mining	Kakrao
Migori	Mining and Sand Harvesting	Sand harvesting	Ragana Oruba

Urban area	Existing Industries	Activity	Ward
Opoya	Mining and Sand Harvesting	Sand Harvesting	West Sakwa
Dede	Mining and Sand Harvesting	Gold Mining	West Sakwa
Masara	Mining and Sand Harvesting	Gold Mining	Wiga

The manufacturing subsector of the County is highly underdeveloped and limited to metalwork and woodwork at small scale and cottage levels. The county's cottage industries comprise jaggery processing (*Sukari Nguru*), mat making and boat making around the lake region, ore crushing, brick making, pottery in Rongo and Awendo sub-counties, automobile repair metal and wood fabrication. Currently, there are approximately 5,000 artisans registered within the existing 200 MSMEs registered associations.

Map 6: Existing Industrialization



To fully tap into the industrial development potential of the county and attract investments in several strategies will be put in place including:

- Provision and facilitation of requisite physical and social infrastructure,
- Provision of adequate, reliable, and affordable energy supply.
- provision of land for industrial development.
- Promotion of value addition to improve the quality of industrial products.
- Provision of incentives for other investors to establish business ventures in the county.
- Establishment and rolling out county revolving fund to promote startups/business ventures in the county.
- Strengthening solid waste management system.
- Harnessing the technological knowledge generated in universities for the purpose of enhancing efficiency in production processes in industry.

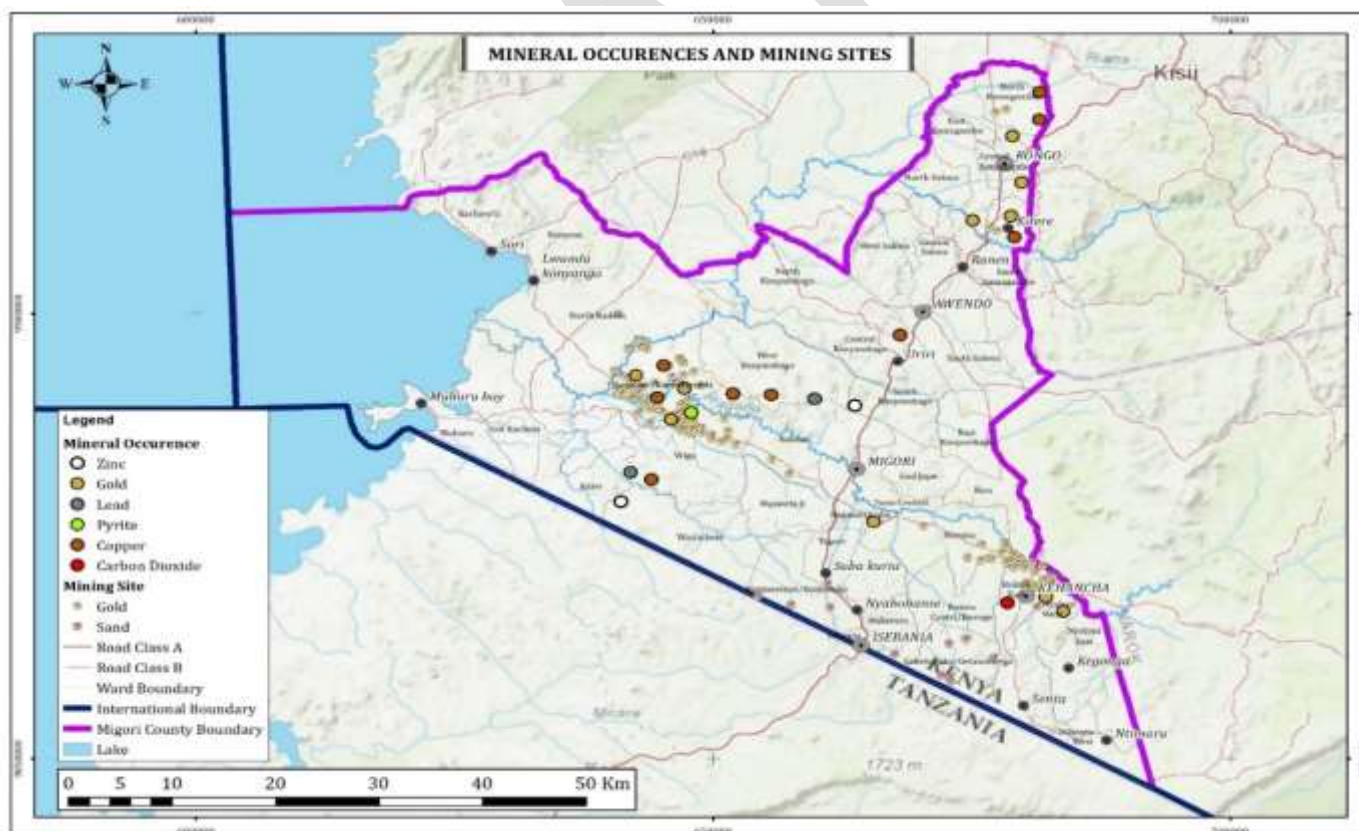
The industrial development potential of the county is diverse and spread across the county. Some of the key drivers of industrialisation in the county include the strategic location, availability of raw materials, availability of physical and social infrastructure. Some of the industries proposed to spur the industrial development in the county include scrap & plastic recycling plant in Awendo, ballast industry in Kombe & Masara, meat processing industry in Ong’er, Nyatike Sub County, maize milling industry in Kehancha, cassava processing factory in Kuria West, fish processing plant and cold storage facilities at Sori & Muhuru Bay, rice processing factory in North Kadem and Nyabokarange, cotton industry in Othoch Rakuom Ward, sweet potato processing industry in Macalder, tobacco processing plant in Suna West and modern brick making industry in Uriiri

### 3.2.7 Mining in Migori County

The county is rich in mining and extraction activities such as gold, copper, zinc, lead and pyrite mining among others, sand harvesting, quarry and ballast as shown in map 5 below. Open surface mining and underground are the most common mining methods within the county. The main Artisanal Mining (ASM) zones include Osiri, Masara, Nyatike, Macalder, Namba Kodero, Luanda Konyango, Karungu and Owich.

The mining sector contributes significantly to employment in the County especially in Rongo, Awendo, Kuria West, Suna West and Nyatike sub counties where mineral deposits are located. Other economic benefits of mining in the County include stimulating investments in different sectors such as transportation and investment in trade and commerce activities.

Map 7: Mineral Occurrences and Mining sites



Some of the challenges facing the artisanal miners in the county include lack of licenses, use of outdated technology that leads to mining products that do not meet the necessary mining quality standards. Consequently, there are numerous cases of mining related accidents, and environmental degradation through clear-cutting forests, river dredging, or use of toxic chemicals—are compounded by livelihood practices that support mining populations—gathering firewood, hunting for food or trade of goods.

During the plan period the following strategies will be implemented in collaboration with the National Government and other stakeholders:

- 1) Develop and review policies, legislations and regulation on land rehabilitation and afforestation in ASM areas.
- 2) Reviewing and streamlining of licencing processes.
- 3) Formation of cooperatives for artisanal mining to make a better contribution to sustainable development.
- 4) Strengthen monitoring on adherence to mining regulations and guidelines.
- 5) Capacity building for miners in terms of knowledge and mining skills.
- 6) Mitigating against negative environmental and social impacts of ASM.

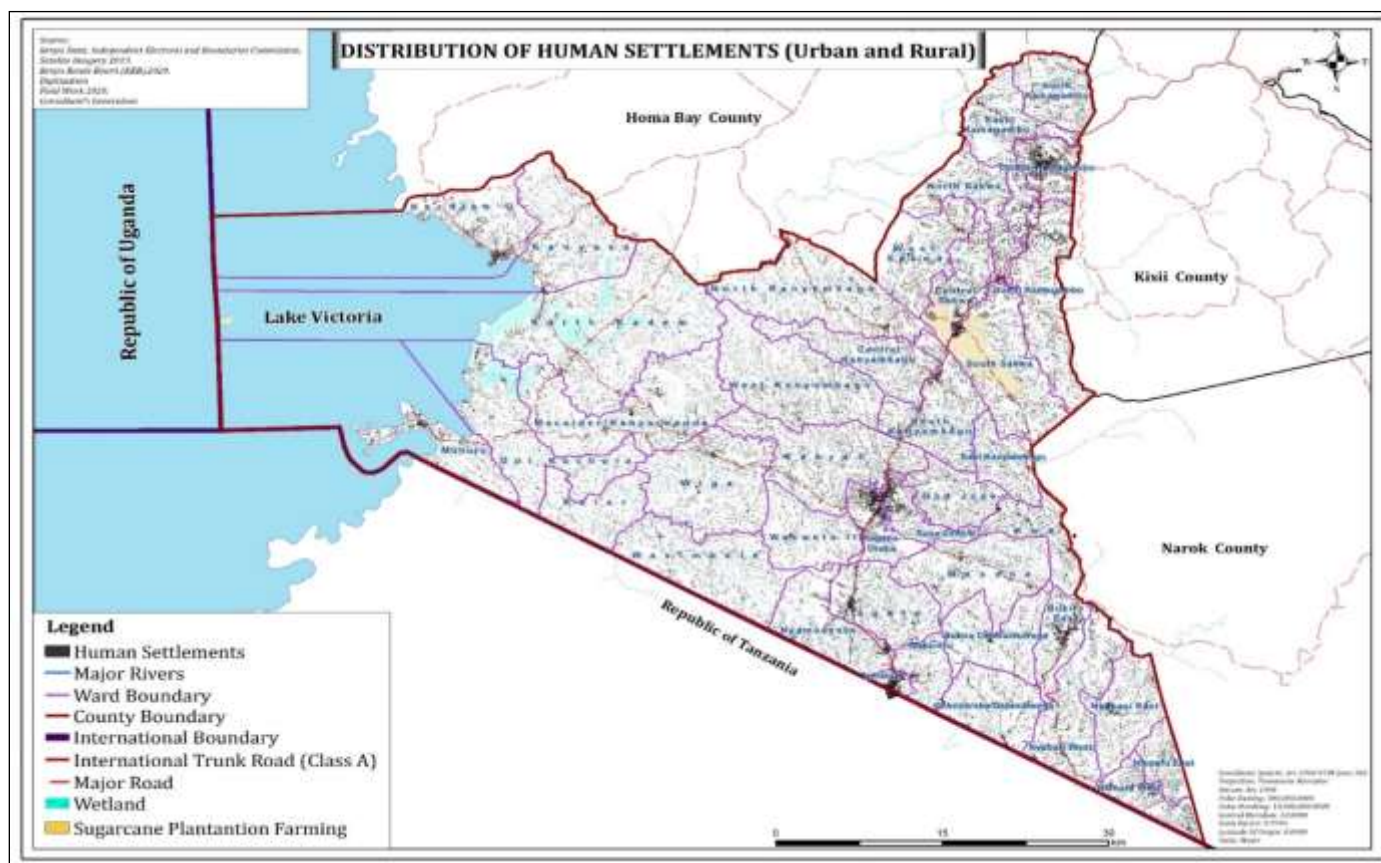
### **3.2.8 Human settlement**

The county is characterized by both rural and urban human settlements as shown in map 6 below. The predominant settlement pattern however is rural in nature. According to the 2019 Kenya Population and Housing Census, only 15% of the population is placed within the main urban or peri-urban centres. The rest of the population is placed in other minor urban settlements and rural areas. The county displays dense rural settlements in various Sub-counties with densities varying from 260 to 598 persons per km<sup>2</sup> in Nyatike and Suna East respectively. The southern parts of the county have a dispersed pattern of rural settlements such as Nyatike sub-county. This is mainly due to the harsh climatic conditions coupled with poor soils for agricultural activities. The high density in Suna East and Kuria West Sub-counties is attributed to favourable climatic conditions and mining activities. The major urban centres in the county include Migori, Kehenchia, Isebania, Rongo and Awendo.

Urban settlement is faced with various challenges including indiscriminate solid waste disposal, unplanned settlements, inadequate recreational facilities, poor road conditions, mixed developments, inadequate water supply, pollution (land, air, and water), inadequate housing units, poor waste water disposal, over-reliance on agro-based industries, encroachment on restricted areas, inadequate sanitation facilities, linear development of urban centre and lack of strong industrial base in urban centres, inadequate public facilities. Some of the challenges faced in the rural settlement include poor road network, uncontrolled sub-division of agricultural land, slow process of adjudication and legalization of land, sprouting of unplanned settlements, encroachment on agricultural and of Forest Land, riparian reserves, hilly terrain and swampy areas.

During the plan period, among the strategies the county government will implement to address the challenges highlighted above include the following: planning of the urban centres, road improvement, upgrading of water supply systems, development of low-cost housing projects, urban renewal, increase security of tenure, development of sewage systems, industrial diversification, enforcement of county legislation and provision of sanitation facilities.

Map 8: Distribution of human settlements



### 3.2.9 Conserving natural environment

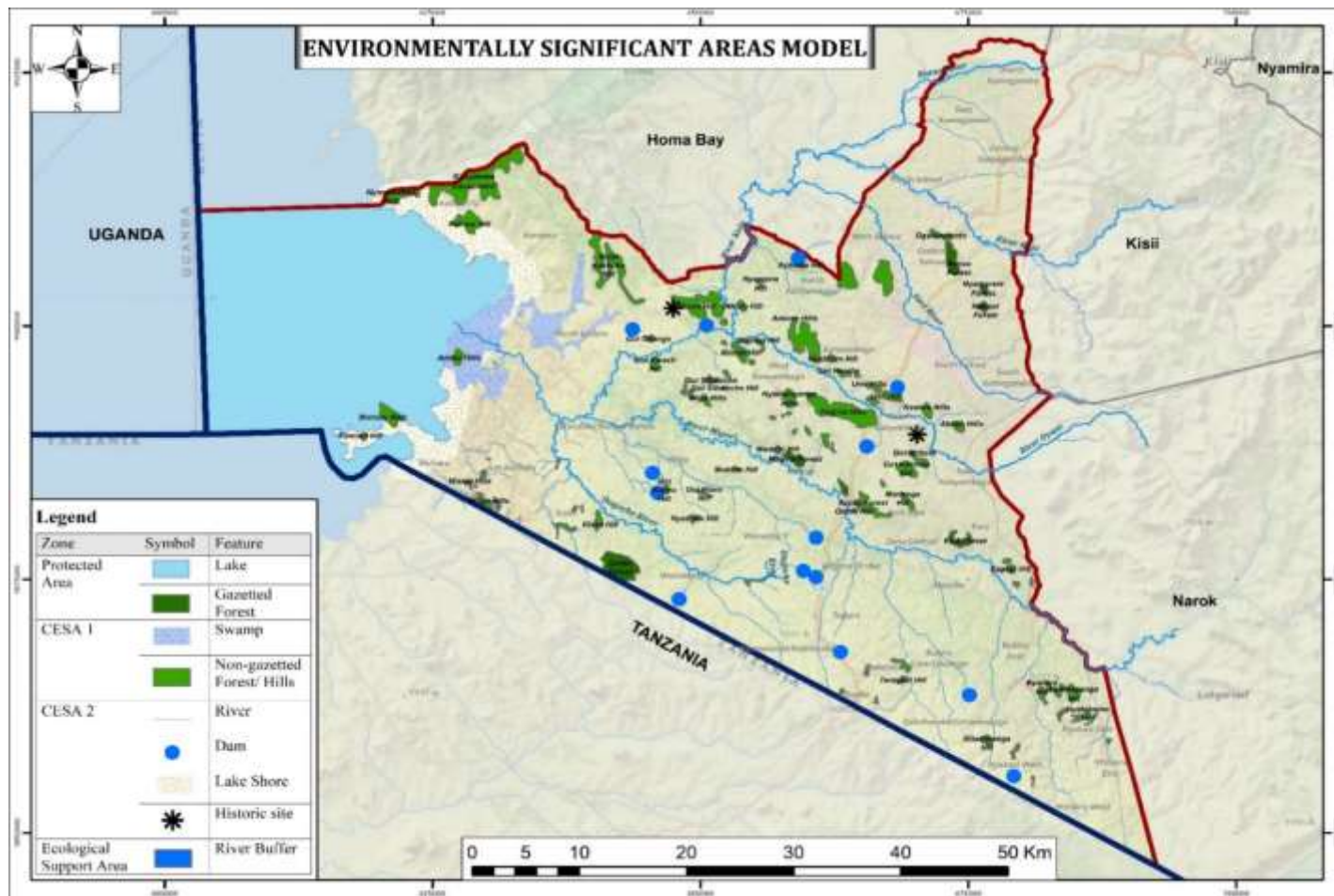
A well-managed natural environment contributes to economic growth. It serves as a habitat for wildlife, good water quality, source of food for humans and animals, source of medicine, good air quality, source of minerals, metals, more stable climate among others.

Some of the environmental issues include Poor environment affecting economic growth and wellbeing, ever-growing population posing a huge threat to existing resources and climate change which causes gas emissions that alter climate leading to changing weather patterns, drought, floods and changing lake levels.

For sustainability, it is important to conserve and save the environment from the losses of species and the destruction of the ecosystem primarily due to pollution and human activities. The county government will increase the budgetary allocation to promote climate change resilience, mitigation, and adaptation in the following areas:

- i. Renewable energy.
- ii. Climate smart agriculture.
- iii. Rehabilitate forests.
- iv. Water storage.

Map 9: Environmentally significant areas model



### 3.2.10 Tourism

The county is strategically placed to benefit from western Kenya and northern Tanzania tourism circuits covering tourist attraction in Kisumu, Homabay, and Maasai Mara in Narok County. Locally the county is famous for the existence of the following attraction sites: The Chinato Crying stone of Kuria East, Thim Lich Ohinga, Mugabo Caves, God Kwer Religious Shrine, the scenic beauty of the islands in Lake Victoria, Gogo Falls, Nyumba ya Mungu caves in Muhuru bay and Senye beach in Muhuru Bay among others. The sites can be used for photography sessions, fishing expeditions, sightseeing, business, adventures, hiking and beach sports festivals among others.

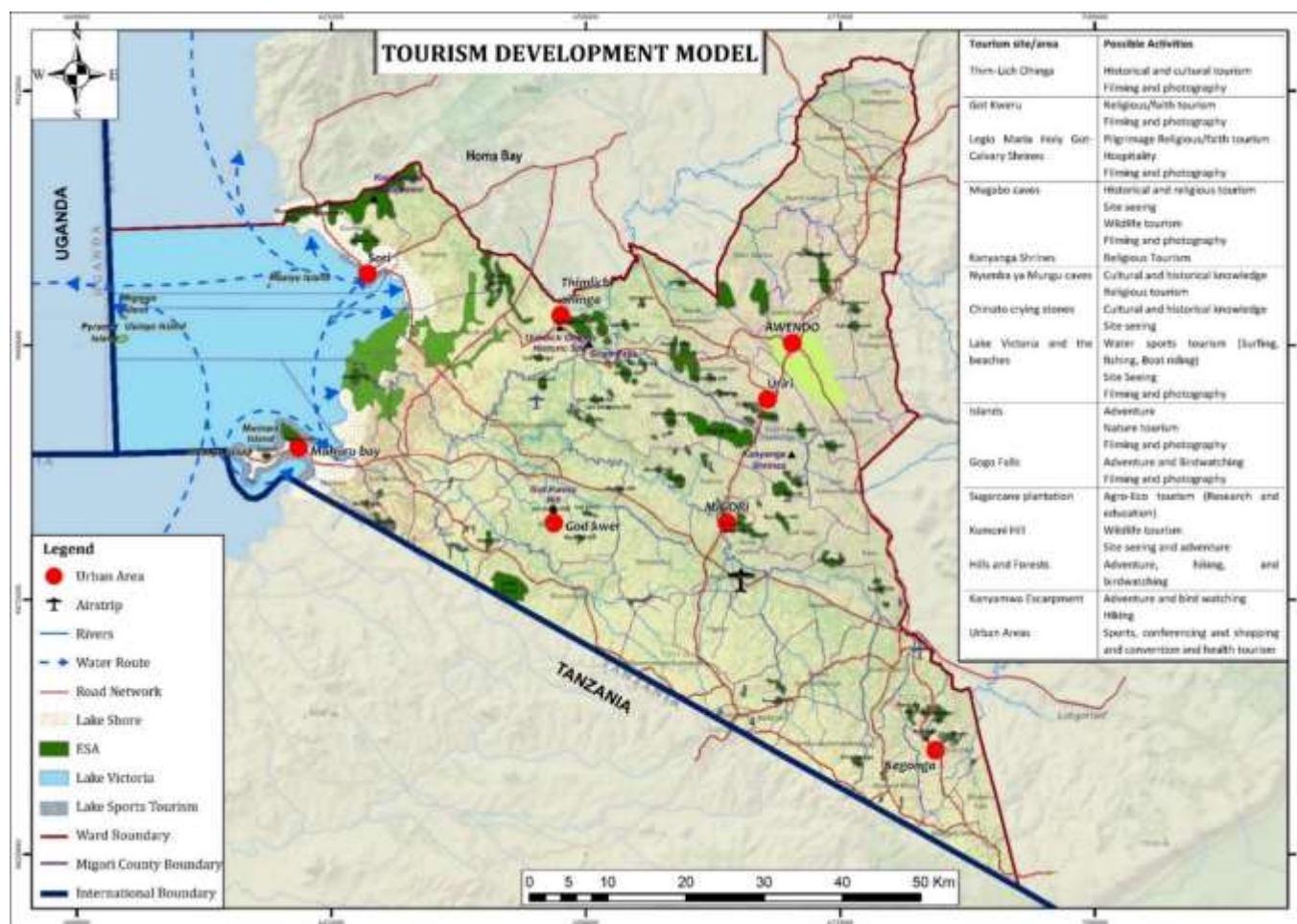
Currently, the County has no existing Game Reserve, Game Park, Bird Sanctuaries nor an Animal Orphanage though there exists great potential in harnessing wildlife through the protection of the few existing wildlife such as birds, monkeys and hippos, and through the development of contemporary tourism products such as MICE tourism.

Though the county does not currently have game parks, game reserves, animal sanctuaries or even national parks, it still provides viable opportunities for productive investment possibilities. Its proximity to Ruma National Park, Maasai Mara Game Reserve and Serengeti Game Reserve in Northern Tanzania makes it a dispersal focal point for most tourists destined to these areas. The vibrant and rapidly expanding hospitality sector also guarantees the visitors excellent services away from the traditional areas.

During the plan period, the county intends to improve and enhance the thriving tourism sector through;

1. Improving access to the sites by having good roads.
2. Encouraging and promoting investment in tourism resorts.
3. Marketing existing unknown sites to give them national and international attention.
4. Ensuring that the existing beaches are clean and safe (enhancing sanitation and safety by construction of latrines and activities such as annual clean up services)
5. Collaboration programmes and private investments to complement limited financial resources.
6. Promoting and encouraging local tourism.

Map 10: Tourism development model



### 3.2.11 Renewable Energy

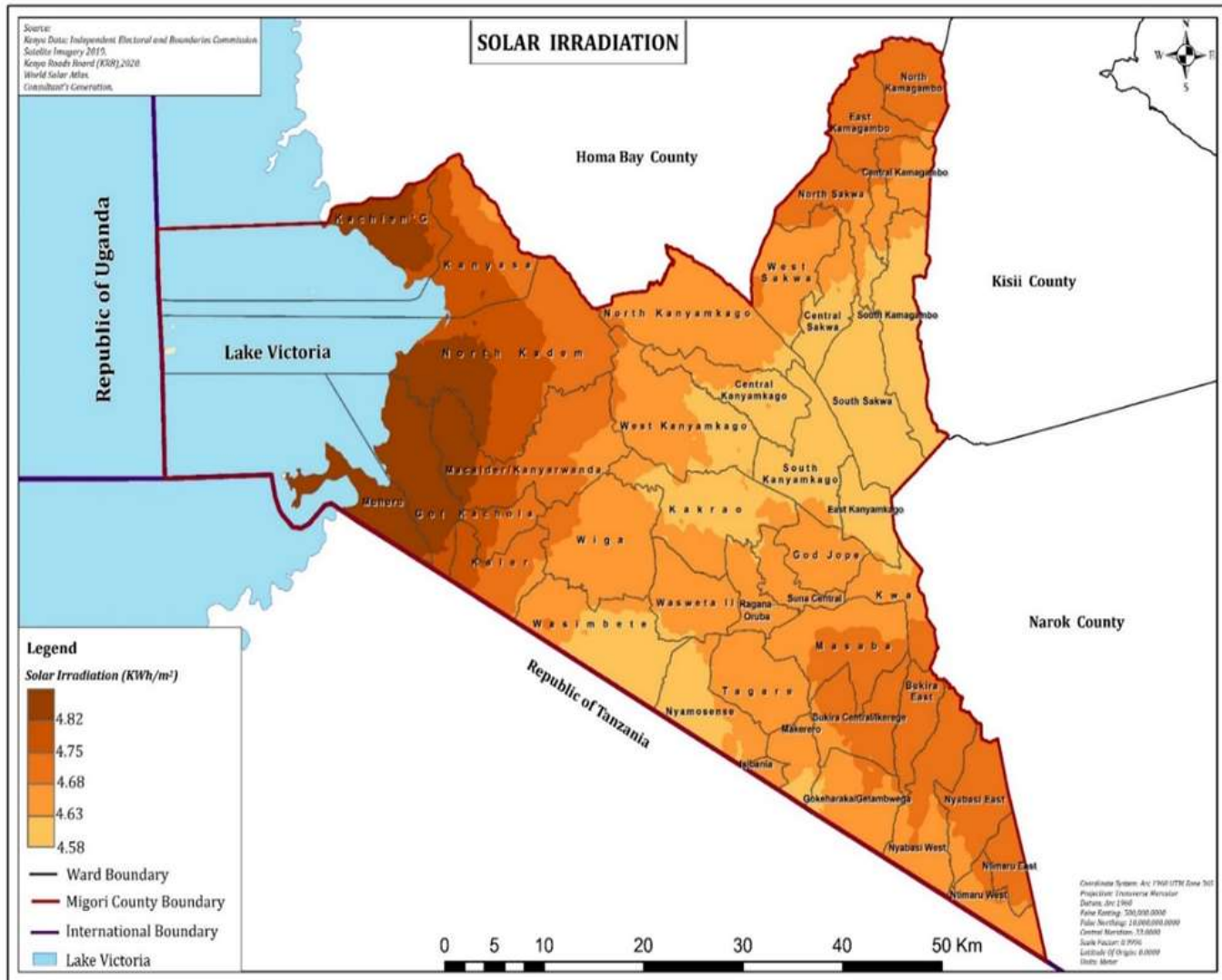
According to Kenya well-being report 2015/16, there is over-reliance on non-renewable sources of energy for both cooking and lighting 71.3% firewood, 19.2% charcoal, 6.8% gas, 0.6% electricity, 1.3% paraffine and 0.3 solar. For lighting 41.3% use solar, 23.3% electricity, 17.3% use paraffine tin lamp, 9% paraffin lamp, solar charged torch/spotlight 3.6%, candle 2%, battery 1.5% while the rest use other types of lighting.

Migori County has the potential of generating solar energy since it enjoys twelve hours of sunlight throughout the year as shown in map 1 below. The solar irradiance ranges from 5.2-6.2 Kw/m<sup>2</sup> with photovoltaic power potential ranging from 4.6 to 5 Kw/m<sup>2</sup>. The map below presents the solar energy potential across the county with Nyatike, Rongo, Suna West and Kuria West having the highest solar energy potential.

During the plan period, the following interventions will be instituted in order to promote and strengthen use of renewable energy in the county:

1. Installation of solar energy plant to supplement the electricity power supply gap.
2. Provision of subsidies to facilitate acquisition of solar energy harnessing equipment.
3. Undertaking measures to promote adoption of renewable energy sources (solar and wind) by local residents.

Map 11: Potential areas for solar radiation



## Wind Energy

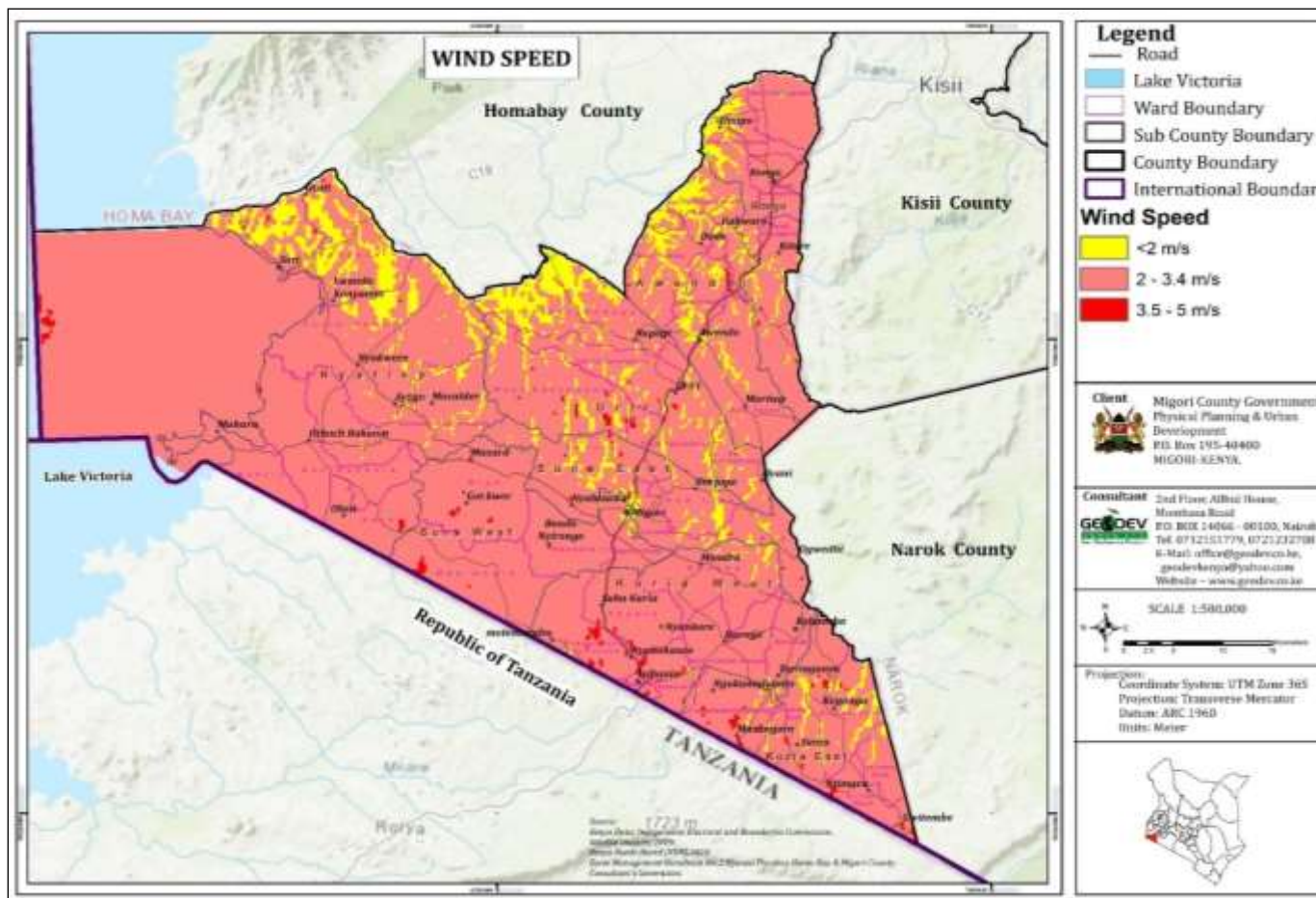
### Wind Power Potential

Migori County has relatively low wind speeds which limit the ability of the county to generate wind energy consequently supporting only small-scale wind power generation. The largest part of the county has wind speed ranges of 2-3.4m/s while the highest wind speeds in the county range between 3.5-5m/s.

The spatial distribution map below indicates the potential for wind energy generation possibilities.



Map 12: Potential areas of wind power.

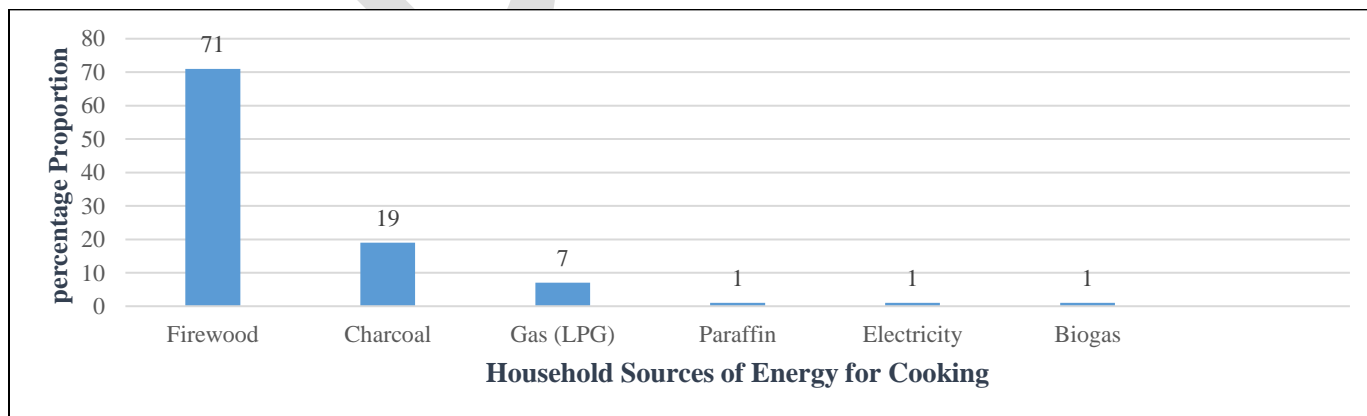


Distribution of Wind Potential

### Biomass Energy Potential

According to Kenya Population and Housing Census Report 2019, the consumption of biomass for households in the county was 71 percent for firewood, 19 percent for charcoal and 1 percent for biogas as indicated in figure 11 below.

Figure 11: Sources of Cooking Energy



Source; KPHC, 2019

Some of the existing potential sources of biomass energy include firewood and charcoal, wood waste such as timber cut-offs, wood rejects, wood shavings and saw-dust, farm residues such as maize stalks and cobs, rice husks and bagasse, animal dung for biogas production, organic waste from household levels and organic garbage and sewerage from urban areas.

During the plan period, some of the interventions to promote use of biomass include establishment of large-scale corporate production of biomass energy in designated regions, encouraging farmers to engage in commercial tree planting, enacting policies on sustainable management of naturally growing woodlands, investing in value addition, encouraging manufacture of energy efficient stoves, kilns, and biogas appliances, offering incentives and subsidies to entrepreneurs in the biomass energy production sector and developing/adopting appropriate technologies to tap into the biomass energy potential.

DRAFT

## **CHAPTER 4: DEVELOPMENT PRIORITIES, STRATEGIES AND PROGRAMMES**

### **4.0 Overview**

This Chapter provides sector development priorities, strategies, programmes, flagship projects, and cross-sectoral linkages. The development Agenda for the county during the plan period will be implemented through the following sectors:

1. Agriculture, Livestock, Veterinary Services, Fisheries and Blue Economy
2. County Assembly
3. Office of the County Attorney
4. Environment, Natural Resources, Climate Change and Disaster Management.
5. Education, Gender Inclusivity, Social Services, Youth and Sports
6. Finance and Economic Planning
7. Health Services and Sanitation
8. Lands, Housing, Physical planning and Urban Development.
9. Office of the Governor
10. Public Service Management and Devolution
11. Roads, Transport, Public Works and Infrastructural Development
12. Trade, Tourism, Industry, Market and Cooperative Development
13. Water and Energy

DRAFT

#### 4.1 AGRICULTURE, LIVESTOCK, VETERINARY SERVICES, FISHERIES AND BLUE ECONOMY

The mandate of the sector is to promote agriculture, livestock, fisheries and cooperative development with the aim of ensuring food security in the county. During the plan period the sector will endeavour to improve the livelihoods of the Migori County agricultural communities through formulation of enabling policies and guidelines, digitization of extension services, provision of subsidized livestock and farm inputs, promotion of irrigated agriculture, adoption of modern livestock and agriculture technologies and support climate-smart resilient crops and livestock production. In order to increase the farmers' income, the sector will promote the adoption of new agricultural technologies and mechanized agriculture as well as enhancing agribusiness through promotion of value addition and provision of market information and linkages.

The directorate of fisheries and blue economy will prioritize programmes that benefit the fishing community through value addition and marketing of fish and fishery products. Through public private partnerships, the sector intends to develop lake-front facilities such as an ultra-modern hatchery, cold storage, fish and feed processors to support fishing and fish production, value addition cottage industries and marketing of fish and fishery products. Other blue economy activities will include construction and operationalization of sports fishing and recreation parks, cage farms, aqua parks, fishponds and introduction of commuter ferries/water buses.

##### 4.1.1 Sector Composition

The sector is composed of three sub-sectors namely.

- i. Agriculture
- ii. Livestock and Veterinary Services
- iii. Fisheries and Blue Economy

##### 4.1.2 Vision

An innovative, competitive, commercially oriented, and modern agriculture, livestock, fisheries and veterinary services for enhanced food security and economic growth.

##### 4.1.3 Mission

To improve livelihoods of Migori County communities through promotion of commercially competitive and sustainable agriculture, livestock and veterinary services, fisheries and blue economy subsectors' growth of viable, equitable distribution and sustainable management of resources.

**4.1.4 Goal:** To achieve food and nutrition security, reduce hunger and poverty and employment creation in Migori County.

##### 4.1.5 Sector Priorities and Strategies:

Sector Priorities	Strategies
Increase crop production	<ol style="list-style-type: none"> <li>i. Enhance access to farm inputs.</li> <li>ii. Strengthen pests and disease control.</li> <li>iii. Intensify extension service programme and leverage on technology.</li> <li>iv. Promote traditional high value crops.</li> <li>v. Enhancing agricultural mechanization.</li> <li>vi. Support urban and peri-urban agriculture.</li> <li>vii. Promotion of climate smart agriculture.</li> <li>viii. Mainstreaming youth attractive and affordable agriculture.</li> </ol>
Increase agribusiness development and marketing.	<ol style="list-style-type: none"> <li>i. Promote farmer cooperative's philosophy.</li> <li>ii. Reducing post-harvest losses.</li> <li>iii. Promote farming based on Value chain approach.</li> <li>iv. Linking farmers/Farmer Producer Organizations to market.</li> <li>v. Provision of affordable credit facilities and loan recovery mechanisms.</li> </ol>
Increase livestock production.	<ol style="list-style-type: none"> <li>i. Promoting value addition and livestock commercialization.</li> </ol>

Sector Priorities	Strategies
	<ul style="list-style-type: none"> <li>ii. Adoption of appropriate and modern technology.</li> <li>iii. Enhancing feed and fodder production for livestock development.</li> <li>iv. promotion of research and extension services.</li> <li>v. Disease and pests' control</li> <li>vi. Promotion of adoption of high yielding livestock breeds</li> </ul>
Increase fish production.	<ul style="list-style-type: none"> <li>i. Increase access to resilient fish fingerlings and fish feeds.</li> <li>ii. Adoption of climate resilient innovations and technologies</li> <li>iii. Enhance fish handling facilities.</li> <li>iv. Formation and operationalization of cooperatives</li> <li>v. Adoption of value addition technologies</li> <li>vi. strengthen community participation in fish management.</li> </ul>

#### 4.1.6 Sector Programs

##### Agriculture

Programme Name: General Administration and Support Services														
Objective: To improve work environment and service delivery														
Outcome: Effective and efficient service delivery														
Sub Programme	Key Output	Key performance Indicators	Linkages to SDG Targets	Planned Targets and Indicative										Total Budget (Million)
				Year 1		Year 2		Year 3		Year 4		Year 5		
				Target	Cost	Target	Cost	Target	Cost	Target	Cost	Target	Cost	
Administrative services	Compensation employees	No. of employees compensated	8.3	100	60	120	72	185	111	200	120	210	126	489
		No. of employees recruited	8.3	30	9	80	24	65	19.5	15	4.5	10	3	59.5
		No. of employees promoted	8.3	20	12	30	18	35	21	20	12	50	30	93
	Use of goods and services	% of Goods and services procured and offered	8.3	100	138	100	171	100	210	100	250	100	290	1059
<b>TOTAL COST</b>					<b>219</b>		<b>285</b>		<b>361.5</b>		<b>386.5</b>		<b>449</b>	<b>1700.5</b>

Programme Name: Agricultural Policy and Planning														
Objective: To Provide guidelines to ensure consistency in agricultural practices														
Outcome: Sustainability in farm production and productivity														
Sub Programme	Key Output	Key performance Indicators	Linkages to SDG Targets	Planned Targets and Indicative										Total Budget (Million)
				Year 1		Year 2		Year 3		Year 4		Year 5		
				Target	Cost	Target	Cost	Target	Cost	Target	Cost	Target	Cost	
Policies And Legal Framework	Meeting held and performance contracting	No. of meetings held	8.3	4	8	4	8	4	8	4	8	4	8	40
		No. of performance evaluation reports	8.3	2	5	2	5	2	5	2	5	2	5	25

Programme Name: Agricultural Policy and Planning														
Objective: To Provide guidelines to ensure consistency in agricultural practices														
Outcome: Sustainability in farm production and productivity														
Sub Programme	Key Output	Key performance Indicators	Linkages to SDG Targets	Planned Targets and Indicative										Total Budget (Million)
				Year 1		Year 2		Year 3		Year 4		Year 5		
				Target	Cost	Target	Cost	Target	Cost	Target	Cost	Target	Cost	
	Staff planning meetings held	Number of staff planning meetings held	8.3	9	5	9	5	9	5	9	5	9	5	25
	Policies and regulations formulated and operationalized	No. of policies formulated and operationalized	8.3	2	5	2	5	1	3	1	3	1	3	29
		No. of regulations formulated and operationalized	8.3	2	4	2	4	1	2	1	2	2	4	16
<b>TOTAL COST</b>					<b>27</b>		<b>27</b>		<b>23</b>		<b>23</b>		<b>25</b>	<b>135</b>

Programme Name: Agricultural Extension services														
Objective: To provide information that aid farmers to optimise the use of resources and improve crop production and productivity														
Outcome: Improved knowledge and skills in farming														
Sub Programme	Key Output	Key performance Indicators	Linkages to SDG Targets	Planned Targets and Indicative										Total Budget (Million)
				Year 1		Year 2		Year 3		Year 4		Year 5		
				Target	Cost	Target	Cost	Target	Cost	Target	Cost	Target	Cost	
Field extension services and support	Digitization of agricultural data	% Adoption rate	2.1	10	10	60	60	80	80	100	100	100	100	350
	Professional group meetings	No of PGM Held	2.1	12	12	12	12	12	12	12	12	12	12	60
	Vehicles procured	No. of vehicles procured	2.1	1	9.5	2	20	1	10	2	20	1	10	69.5
	Motorcycles procured	No. of motorcycles procured	2.1	10	5	20	10	15	7.5	2	1	2	1	24.5
	Renovation of offices and other non-residential facilities	Number of offices renovated	2.1	2	4	3	6	5	10	5	10	5	10	40
	Demonstration sites identified	No. of demonstration sites identified and trials conducted	2.1	40	120	60	180	700	210	700	210	800	240	960
	Agricultura	No. of	2.1	40	40	40	40	40	40	40	40	40	40	40

Programme Name: Agricultural Extension services														
Objective: To provide information that aid farmers to optimise the use of resources and improve crop production and productivity														
Outcome: Improved knowledge and skills in farming														
Sub Programme	Key Output	Key performance Indicators	Linkages to SDG Targets	Planned Targets and Indicative										Total Budget (Million)
				Year 1		Year 2		Year 3		Year 4		Year 5		
				Target	Cost	Target	Cost	Target	Cost	Target	Cost	Target	Cost	
	Training and information materials	extension materials developed and distributed												
		No. of Shows and trade fairs participated in	2.1	1	3	3	9	5	15	3	9	6	18	54
		No. of field days and Exhibition held.	2.1	12	24	20	40	20	40	34	78	40	80	262
		Farmer group visits	2.1	80	8	80	8	80	8	100	10	1500	15	49
		Farmers training	2.1	200	1	500	2.5	700	3.5	1000	5	1500	7.8	19.8
		No. of staff trained	2.1	10	2.5	20	5	30	7.5	40	10	60	15	40
		Supervision and backstopping	2.1	80	1.5	120	1.8	150	2.25	180	2.7	200	3	11.25
		World food day	2.1	1.0	2	1	2	1	2	1	2	1	2	10
	Stake holder's forum meetings	No. of Research and extension linkages held	2.1	4	4	6	6	6	6	8	8	8	8	32
	Hostels constructed at Miyare ATC	No. of hostels constructed and operational at Miyare ATC	2.1	1	20	-	-	-	-	-	-	-	-	20
<b>TOTAL COST</b>					<b>266.5</b>		<b>402.3</b>		<b>453.75</b>		<b>517.7</b>		<b>561.8</b>	<b>2162.05</b>

Programme Name : Crop Development And Management														
Objective: To increase crop production for food security														
Outcome: Increased Food and nutrition security in the county														
Sub Programme	Key Output	Key performance Indicators	Linkages to SDG Targets	Planned Targets and Indicative										
				Year 1		Year 2		Year 3		Year 4		Year 5		Total Budget (Million)
				Target	Cost	Target	Cost	Target	Cost	Target	Cost	Target	Cost	
Crop Development	Food situation Survey conducted	No. of food situation surveys conducted	2.3	4	20	4	20	4	20	4	20	4	20	80
	Farm inputs supplied	No. of farmers benefiting from the inputs (DAP, CAN, Seed)	2.3	100,000	15	120000	18	150000	20	200000	25	300000	40	118
	Fruit tree types maintained	No. of fruit tree types maintained	2.3	10000	6	16000	8	20000	12	24000	16	30000	20	72
	Bags of Maize seeds distributed	Acreage under maize farming	2.3	1000	30	1500	45	2000	60	2500	75	3500	105	315
		Kgs of maize seeds distributed	2.3	25000	10	37500	10	50000	10	62500	10	87500	10	50
	Beans seeds distributed to farmers	Kgs of beans seeds distributed	2.3	30000	12	40000	16	45000	18	50000	20	50000	20	86
	Distributed sweet potato vines	No. of bags of clean sweet potato Vines distributed to farmers	2.3	8000	10	12000	16	16000	20	22000	20	24000	24	70
	Sunflower and cotton crops planted	Acreage under sunflower and cotton crops	2.3	1000	30	1500	30	1600	30	1800	30	2000	40	130
	Distributed tea and coffee seedlings	No. of tea and coffee seedlings distributed to farmers	2.3	5000	10	800	10	10000	10	15000	10	15000	10	50
	Soya beans	Acreage under soya beans	2.3	400	10	1000	10	1200	10	1700	10	1700	10	50
	Irrigated land	Acreage under irrigation	2.3	400	4	500	5	700	7	800	8	1000	10	34
	Rice planted	Acreage under rice	2.3	1200	50	1600	50	2000	50	2000	50	2000	50	250
Crops under greenhouse technology	No. of Green House technology established	2.3	40	40	40	40	40	40	40	40	40	40	200	



Programme Name : Crop Development And Management														
Objective: To increase crop production for food security														
Outcome: Increased Food and nutrition security in the county														
Sub Program me	Key Output	Key performanc e Indicators	Linkag es to SDG Target s	Planned Targets and Indicative										
				Year 1		Year 2		Year 3		Year 4		Year 5		Total Budget (Millio n)
				Targe t	Cos t	Targ et	Cos t	Targ et	Cos t	Targ et	Cos t	Targ et	Cos t	
	gy													
	Small holder horticulture farmers benefitting from seeds	Number of watermelon crop demonstrations established	2.3	20	5	20	5	20	5	20	5	20	5	25
		Number of tomato crop demonstrations established	2.3	20	5	20	5	20	5	20	5	20	5	25
		Number of onions crop demonstrations established	2.3	20	5	20	5	20	5	20	5	20	5	25
		Number of small holder horticultural crops demonstrations established	2.3	80	20	80	20	80	20	80	20	80	20	100
Emerging crop enterprises	Mushroom production	No. of farms with mushroom production demonstration units	2.3	4	0.4	10	1	20	2	30	3	40	4.4	10.8
	African leafy vegetables	No. of groups demonstrations on African leafy vegetables	2.3	20	1	40	2	60	2.5	60	2.5	80	4	10
	Roots and tuber crops	No. of acreage under Roots and tuber crops	2.3	200	20	200	20	200	20	200	20	200	20	100
	Kitchen gardenin g	No. of HH with Kitchen gardening demonstration Units	2.3	25	2	50	3	75	6	150	9	200	12.5	32.5
<b>TOTAL COST</b>					<b>305.4</b>		<b>339</b>		<b>372.5</b>		<b>403.5</b>		<b>474.9</b>	<b>1833.3</b>

Programme Name : Climate smart agriculture														
Objective: Improve productivity and enhance resilience to climate change														
Outcome: Increased Food and income														
Sub Programme	Key Output	Key performance Indicators	Linkages to SDG Targets	Planned Targets and Indicative										
				Year 1		Year 2		Year 3		Year 4		Year 5		Total Budget (Million)
				Target	Cost	Target	Cost	Target	Cost	Target	Cost	Target	Cost	
Sorghum and millet promotion	Farmers benefitting from sorghum seeds	No of farmers benefitting from sorghum seeds (1acre seeds per farmer)	2.3	20000	40	25000	40	30000	40	35000	40	50000	40	200
	Farmers benefitting from millet seeds	No of farmers benefitting from millet seeds (1acre seeds per farmer)	2.3	20000	40	25000	40	30000	40	35000	40	50000	40	200
<b>TOTAL COST</b>					<b>80</b>		<b>80</b>		<b>80</b>		<b>80</b>		<b>80</b>	<b>400</b>

Programme Name : Agricultural Technology and Mechanization Services														
Objective: Enhance Agricultural service delivery														
Outcome: Increased Food and nutrition security														
Sub Programme	Key Output	Key performance Indicators	Linkages to SDG Targets	Planned Targets and Indicative										
				Year 1		Year 2		Year 3		Year 4		Year 5		Total Budget (Million)
				Target	Cost	Target	Cost	Target	Cost	Target	Cost	Target	Cost	
Agricultural Technology	Geospatial information on farmers and cropland	No. of farmers and cropland mapped	2.4	174000	5	190000	5	20000	5	260000	5	265000	5	25
		No. of farmers in the data base	2.4	174000	2	190000	2	20000	2	260000	2	265000	2	10
	Agricultural reports	No. of Agricultural reports prepared	2.4	12	1	12	1	12	1	12	1	12	1	12
	Analysis and display of Geographically referenced Information	Geographic Information system (GIS) installed and operational	2.4	8	20	-	0	-	0	-	0	-	0	20
	Half acre small scale precision drip irrigation	No. of drip irrigation unit installed and operational	2.4	-	-	4	4	4	4	4	4	4	4	16
	Adoption of Urban and Peri Urban agriculture	No. of Urban and Peri urban agricultural	2.4	6	6	10	10	15	15	20	20	50	50	101

Programme Name : Agricultural Technology and Mechanization Services														
Objective: Enhance Agricultural service delivery														
Outcome: Increased Food and nutrition security														
Sub Programme	Key Output	Key performance Indicators	Linkages to SDG Targets	Planned Targets and Indicative										
				Year 1		Year 2		Year 3		Year 4		Year 5		Total Budget (Million)
				Target	Cost	Target	Cost	Target	Cost	Target	Cost	Target	Cost	
		initiatives implemented												
	Adopted Conservation agriculture technology	No. of Conservation agriculture technology implemented	2.4	10	10	10	10	10	10	10	10	10	10	40
	Soil Fertility Management	No of farms with Soil Fertility Management structures	2.4	10	10	10	10	10	10	10	10	10	10	40
	Adoption of Water harvesting technology	No. of farms with water harvesting structures	2.4	2	120	2	120	2	120	2	120	2	120	600
	Managed Noxious weeds and pests	No. of farms with weeds and pests control mechanisms	2.4	56	10	56	10	56	10	56	10	56	10	50
	Safe use of chemicals	No. of farmers sensitised on safe use of chemical	2.4	120	4	200	6	240	6.5	360	7.5	400	12	38
Mechanization Services	Equipment maintenance	No. of plant and equipment-maintained report	2.4	10	50	10	50	10	50	10	50	10	50	250
		No. of modern survey equipment purchased	2.4	8	8	10	10	8	8	8	8	8	8	8
	Tractors procured.	No. of land mechanization tractors Purchased	2.4	10	100	10	100	10	100	10	100	10	100	500
	Machines and workshops maintained	No. of machines maintained	2.4	10	20	9	18	10	20	15	30	20	40	128
	workshops rehabilitation	No. of workshops rehabilitated	2.4	10	20	10	20	10	20	10	20	10	20	100
	Established	No. of	2.4	-	-	15	3	15	3	15	3	15	3	12

Programme Name : Agricultural Technology and Mechanization Services														
Objective: Enhance Agricultural service delivery														
Outcome: Increased Food and nutrition security														
Sub Programme	Key Output	Key performance Indicators	Linkages to SDG Targets	Planned Targets and Indicative										
				Year 1		Year 2		Year 3		Year 4		Year 5		Total Budget (Million)
				Target	Cost	Target	Cost	Target	Cost	Target	Cost	Target	Cost	
	tracking system for agricultural equipment	equipment tracked												
	half acre small precision drip irrigation	No. of drip irrigation unit installed and operational	-2.4	4	4	4	4	4	4	4	4	4	4	20
<b>TOTAL COST</b>					<b>4</b>		<b>383</b>		<b>388.5</b>		<b>404.5</b>		<b>449</b>	<b>2004</b>

Programme Name: Agribusiness Development and Market Information Management														
Objective: To increase market access and product development														
Outcome: Increased and sustained market linkages														
Sub Programme	Key Output	Key performance Indicators	Linkages to SDG Targets	Planned Targets and Indicative										
				Year 1		Year 2		Year 3		Year 4		Year 5		Total Budget (Millions)
				Target	Cost	Target	Cost	Target	Cost	Target	Cost	Target	Cost	
Agribusiness Development	Market information	No. of market surveys on food commodity done	2c	4	20	2	10	3	15	2	10	1	5	60
	Agricultural products aggregation	No. of product aggregation centres established	2c	4	100	4	100	4	100	4	100	4	100	500
	Farmers business incubation centre	No. of Farmers incubation centre established	2c	10	10	45	45	55	55	50	50	40	40	200
	Training on Value addition	No. of farmers trained	2c	60	60	50	50	100	100	200	200	500	500	910
	Conduct B2B Meetings conducted	No. of B2B Meetings conducted	2c	6	5	6	5	6	5	6	5	6	5	25
	Farm competition	No of farmers for farm judging	2c	45	5	45	5	45	5	45	5	45	5	25
	Producer organizations support	No. of producer organization established	2c	10	5	10	5	10	5	10	5	10	5	25

Programme Name: Agribusiness Development and Market Information Management														
Objective: To increase market access and product development														
Outcome: Increased and sustained market linkages														
Sub Programme	Key Output	Key performance Indicators	Planned Targets and Indicative											
			Linkages to SDG Targets	Year 1		Year 2		Year 3		Year 4		Year 5		Total Budget (Millions)
				Target	Cost	Target	Cost	Target	Cost	Target	Cost	Target	Cost	
	Group market linkage	No. of groups linked to markets	2c	5	5	5	5	5	5	5	5	5	5	25
	Sweet potato processing plant completed and operationalized	No. of Sweet potato processing lines established	2c	1	0.	1	50	0	0	0	50	0	0	100
NARIGP Project	Agriculture	Improved food security and income	2c	12	12	12	12	12	12	12	12	12	12	144
<b>TOTAL COST</b>					<b>222</b>		<b>287</b>		<b>302</b>		<b>442</b>		<b>677</b>	<b>2014</b>

### Livestock Production

Programme Name : General administration and support services														
Objective: To improve work environment and service delivery														
Outcome: Efficient delivery of services														
Sub Programme	Key Output	Key performance Indicators	Linkages to SDG Targets	Planned Targets and Indicative										
				Year 1		Year 2		Year 3		Year 4		Year 5		Total Budget (Million)
				Target	Cost	Target	Cost	Target	Cost	Target	Cost	Target	Cost	
Administrative services	Use of goods, works and services	Number of goods, works and services procured (Months)	2.3	12	15	12	100	12	100	12	100	12	10	500
	Compensation of staff	% of staff compensated	2a, 8.5, 2.3	100	135	100	140	100	145	100	150	100	16	730
	Staff recruitment	Number of staff recruited	2a, 8.5, 2.3	3	5	27	27	20	20	20	20	0	0	72
	Staff promotions	Number of staff promoted	2a, 8.5, 2.3	10	0.2	20	0.4	10	0.2	10	0.2	20	0.4	1.4
	Staff trainings to KSG	Number of staff trained	2.3	30	4.5	20	3	30	4.5	30	4.5	50	6	21.5
	Management meetings	Number of management meetings held	2.3	4	1	4	1	4	1	4	1	4	1	5
	Supervisions/Follow ups and backstopping	Number of supervisions/Follow-ups and backstopping done	2.3	12	3	12	3	12	3	12	3	12	3	15

Programme Name : General administration and support services														
Objective: To improve work environment and service delivery														
Outcome: Efficient delivery of services														
Sub Programme	Key Output	Key performance Indicators	Linkages to SDG Targets	Planned Targets and Indicative										
				Year 1		Year 2		Year 3		Year 4		Year 5		Total Budget (Million)
				Target	Cost	Target	Cost	Target	Cost	Target	Cost	Target	Cost	
	Workshops and professional group meetings for livestock	Number of workshops and professional meetings held	2.3	4	2	4	2	4	2	4	2	4	2	10
	Geospatial mapping of livestock infrastructure	Number of geospatial maps developed	2.3	0	0	1	20	1	5	1	5	1	5	35
<b>Total cost</b>					<b>165.7</b>		<b>296.4</b>		<b>280.7</b>		<b>285.7</b>		<b>281</b>	<b>1389.9</b>

Programme Name : Policy and Planning services														
Objective: To streamline and ensure efficient and effective service delivery														
Outcome: Coordinated, streamlined and consistent service provision														
Sub Programme	Key Output	Key performance Indicators	Linkages to SDG Targets	Planned Targets and Indicative										
				Year 1		Year 2		Year 3		Year 4		Year 5		Total Budget (Million)
				Target	Cost	Target	Cost	Target	Cost	Target	Cost	Target	Cost	
Policy and plans formulation	Livestock Policy development	Number of policies developed	2.3	1	3	2	6	2	4	2	5	2	5	23
	Livestock Strategic papers development	Number of strategies developed	2.3	4	2	4	2	4	2	4	2	4	2	10
	Domestication of laws and regulations	Number of laws and regulations domesticated	2.3	5	5	4	4	4	4	2	2	2	2	17
<b>Total cost</b>					<b>10</b>		<b>12</b>		<b>10</b>		<b>9</b>		<b>9</b>	<b>50</b>

Programme Name : Livestock extension and support services														
Objective: To improve livestock productivity and profitability														
Outcome: Improved livestock productivity and profitability														
Sub Programme	Key Output	Key performance Indicators	Linkages to SDG Targets	Planned Targets and Indicative										
				Year 1		Year 2		Year 3		Year 4		Year 5		Total Budget (Million)
				Target	Cost	Target	Cost	Target	Cost	Target	Cost	Target	Cost	
Extension services	Shows and trade fairs	Number of shows and trade fairs held and participated in.	2.3	4	4	4	4	4	4	4	4	4	4	16

Programme Name : Livestock extension and support services														
Objective: To improve livestock productivity and profitability														
Outcome: Improved livestock productivity and profitability														
Sub Programme	Key Output	Key performance Indicators	Linkages to SDG Targets	Planned Targets and Indicative										
				Year 1		Year 2		Year 3		Year 4		Year 5		Total Budget (Million)
				Target	Cost	Target	Cost	Target	Cost	Target	Cost	Target	Cost	
	Exhibitions	Number of exhibitions held and participated in.	2.3	4	4	4	4	4	4	4	4	4	4	16
	Field days	Number of field days held and participated in.	2.3	4	4	4	4	4	4	4	4	4	4	16
	Livestock Farm visits	Number of farm visits done	2.3	600	4.8	600	4.8	600	4.8	600	4.8	600	4.8	25
	Livestock On farm demonstrations	Number of on farm demonstrations done	2.3	480	4.8	480	4.8	480	4.8	480	4.8	480	4.8	25
	Livestock Stakeholder fora	Number of stakeholder fora held	2.3	4	4.5	4	4.5	4	4.5	4	4.5	4	4.5	22.5
	Digitization of livestock extension services	Number of digital programmes/e - extension Materials developed	2.3	0	0	8	4	8	4	8	4	8	4	16
	Farmer field schools	Number of farmer field schools developed	2.3	0	0	160	8	160	8	160	8	160	8	32
	World food day	Number of world food days held	2.3	1	2	1	2	1	2	1	2	1	2	10
	Support to agricultural training centres	Number of training centres supported	2.3	4	8	4	8	4	8	4	8	4	8	40
	Livestock demonstration sites	Number of demonstration sites established and operationalised	2.3	40	8	40	8	40	8	40	8	40	8	40
	Farmer trainings	Number of farmer trainings done	2.3	480	5	480	5	480	5	480	5	480	5	25
<b>Total cost</b>					<b>49.1</b>		<b>61.1</b>		<b>61.1</b>		<b>61.1</b>		<b>61.1</b>	<b>283.5</b>

Programme Name : Livestock market development														
Objective: To enhance market access and coordination														
Outcome: Improved market access and coordination														
Sub Programme	Key Output	Key performance Indicators	Linkages to SDG Targets	Planned Targets and Indicative										
				Year 1		Year 2		Year 3		Year 4		Year 5		Total Budget (Million)
				Target	Cost	Target	Cost	Target	Cost	Target	Cost	Target	Cost	
Livestock market support services	Farmer groups/organizations formed, and capacity built	Number of farmer groups/organizations formed, and capacity built	8.1	16	16	16	16	16	16	16	16	16	16	80
	farmers/groups/organizations linked to the market	Number of farmers/groups/organizations linked to the market	8.1	16	4	16	4	16	4	16	4	16	4	20
	Livestock Market surveys	Number of surveys done	8.1	12	6	12	6	12	6	12	6	12	6	30
	Livestock Cooperative revolving fund	Number of revolving funds created	8.1	0	0	1	40	0	0	0	0	0	0	40
Market support infrastructure	Loading ramps	Number of loading ramps constructed in livestock markets	8.1	0	0	3	4.5	2	3	2	3	2	3	13.5
	Livestock Inspection crushes	Number of inspection crushes constructed	8.1	120	36	120	36	120	36	120	36	120	36	180
	Livestock products aggregation and information.	Number of aggregation and information centres established and operationalised	8.1	2	4	4	8	4	8	5	10	5	10	40
<b>Total cost</b>					<b>66</b>		<b>114.5</b>		<b>73</b>		<b>75</b>		<b>75</b>	<b>403.5</b>

Programme Name : Livestock enterprise development and value addition														
Objective: To commercialise the livestock subsector for economic growth														
Outcome: Commercialised livestock sub sector														
Sub Programme	Key Output	Key performance Indicators	Linkages to SDG Targets	Planned Targets and Indicative										
				Year 1		Year 2		Year 3		Year 4		Year 5		Total Budget (Million)
				Target	Cost	Target	Cost	Target	Cost	Target	Cost	Target	Cost	
Livestock enterprise development	fodder reserve banks established	Number of fodder reserve banks established and operationalised	2.3, 8.2, 12.3	0	0	2	10	2	10	2	10	2	10	40
	Livestock input subsidy kitty	Number of kitties established and operationalised	8.1	1	20	1	20	1	20	1	20	1	20	100
	Livestock feed formulation centres established	Number of feed formulation centres established	8.1	4	1.6	6	2.4	10	4	10	4	10	4	16



Programme Name : Livestock enterprise development and value addition														
Objective: To commercialise the livestock subsector for economic growth														
Outcome: Commercialised livestock sub sector														
Sub Programme	Key Output	Key performance Indicators	Linkages to SDG Targets	Planned Targets and Indicative										
				Year 1		Year 2		Year 3		Year 4		Year 5		Total Budget (Million)
				Target	Cost	Target	Cost	Target	Cost	Target	Cost	Target	Cost	
Livestock products value addition	Chicken slaughterhouse completed and operationalised	Number of chickens slaughterhouses completed and operationalised	8.1	2	20	2	20	2	20	2	20	2	20	100
	Livestock Feed lots established	Number of feedlots established and operationalised	8.1	0	0	4	40	4	40	4	40	4	40	200
	Bee keeping	Number of bee keeping materials and equipment procured and distributed to farmers – set	8.1	6	3	8	4	8	4	8	4	8	4	19
	Meat processing	Number of meat processing facilities established and operationalised	8.1	0	0	1	772	0	0	0	0	0	0	772
<b>Total cost</b>					<b>44.6</b>		<b>868.4</b>		<b>98</b>		<b>98</b>		<b>98</b>	<b>1247</b>

Programme Name : Livestock breeds improvement														
Objective: To promote breeds adaptable to the different ecological zones for improved income and sustainability														
Outcome: Increased productivity and quality of products														
Sub Programme	Key Output	Key performance Indicators	Linkages to SDG Targets	Planned Targets and Indicative										
				Year 1		Year 2		Year 3		Year 4		Year 5		Total Budget (Million)
				Target	Cost	Target	Cost	Target	Cost	Target	Cost	Target	Cost	
Livestock multiplication and upgrading	Dairy goats distributed	Number of Dairy goats procured and distributed to farmers	8.1	160	4	160	4	160	4	160	4	160	4	16
	Hybrid pigs distributed	Number of pigs procured and distributed to farmers	8.1	120	2.4	120	2.4	120	2.4	120	2.4	120	2.4	12

Programme Name : Livestock breeds improvement														
Objective: To promote breeds adaptable to the different ecological zones for improved income and sustainability														
Outcome: Increased productivity and quality of products														
Sub Programme	Key Output	Key performance Indicators	Linkages to SDG Targets	Planned Targets and Indicative										
				Year 1		Year 2		Year 3		Year 4		Year 5		Total Budget (Million)
				Target	Cost	Target	Cost	Target	Cost	Target	Cost	Target	Cost	
	In calf dairy heifers procured and distributed	Number of Incalf Dairy heifers procured and distributed to farmers	2.1	40	4.8	150	18	150	18	150	18	150	18	76.8
	Sahiwal breeding bulls procured and distributed	Number of breeding Sahiwal bulls Procured and distributed to farmers	2.1	120	9	240	18	240	18	240	18	240	18	81
	Livestock multiplication farms supported	Number of livestock multiplication farms supported	2.3, 2.5	0	0	1	20	1	20	0	0	0	0	40
<b>Total cost</b>					<b>20.2</b>		<b>62.4</b>		<b>62.4</b>		<b>42.4</b>		<b>42.4</b>	<b>225.8</b>

Programme Name : Livestock research support and linkages														
Objective: To promote modern and efficient livestock technologies, innovations and management practices														
Outcome: Adoption of technologies, innovations and modern management practices for improved efficiency														
Sub Programme	Key Output	Key performance Indicators	Linkages to SDG Targets	Planned Targets and Indicative										
				Year 1		Year 2		Year 3		Year 4		Year 5		Total Budget (Million)
				Target	Cost	Target	Cost	Target	Cost	Target	Cost	Target	Cost	
Livestock research support and linkages	Linkages meetings	Number of linkage fora held	2.3	4	4	4	4	4	4	4	4	4	4	20
	Research information dissemination	Number of dissemination fora held.	2.3	4	2	4	2	4	2	4	2	4	2	10
<b>Total cost</b>					<b>6</b>		<b>6</b>		<b>6</b>		<b>6</b>		<b>6</b>	<b>30</b>

Programme Name : Livestock climate Change Adaptation and Mitigation														
Objective: To integrate climatic smart livestock production technologies														
Outcome: Enhanced farmer resilience to climate change														
Sub Programme	Key Output	Key performance Indicators	Linkages to SDG Targets	Planned Targets and Indicative										
				Year 1		Year 2		Year 3		Year 4		Year 5		Total Budget (Million)
				Target	Cost	Target	Cost	Target	Cost	Target	Cost	Target	Cost	
Livestock focused climate risk management	Biogas plant established	Number of biogas plants established and operationalised	13.1, 15.1, 15.2, 15.3, 15.4, 15.5	8	3.2	8	3.2	8	3.2	8	3.2	8	3.2	16
	disaster risk plans developed	Number of disaster risk plans developed and implemented	13.a, 13.1, 13.2, 11.b	1	3	1	3	1	3	1	3	1	3	15
	Livestock off taken	Number of animals off taken	13.1, 15.1, 15.2, 15.3, 15.4, 15.5	0	0	4000	120	4000	120	4000	120	4000	120	480
	Livestock restocked	Number of animals restocked	13.1, 15.1, 15.2, 15.3, 15.4, 15.5	0	0	2000	60	2000	60	2000	60	2000	60	240
	Fodder irrigated	Acres of fodder irrigated	13.1, 15.1, 15.2, 15.3, 15.4, 15.5	0	0	20	10	20	10	20	10	20	10	40
	livestock feeds distributed	Tonnes of feed distributed	13.1, 15.1, 15.2, 15.3, 15.4, 15.5	0	0	1000	17	1000	17	1000	17	1000	17	68
<b>Total cost</b>					<b>6.2</b>		<b>213.2</b>		<b>213.2</b>		<b>213.2</b>		<b>213.2</b>	<b>859</b>

### Veterinary services

Programme Name: General administration and support services														
Objective: To improve work environment and service delivery														
Outcome: Efficient delivery of services														
Sub Programme	Key Output	Key performance Indicators	Linkages to SDG Targets	Planned Targets and Indicative										
				Year 1		Year 2		Year 3		Year 4		Year 5		Total Budget (Million)
				Target	Cost	Target	Cost	Target	Cost	Target	Cost	Target	Cost	
Administrative services	Use of goods, works and services	Number of goods, works and services procured	2.3	12	7	12	56	12	60	12	60	12	60	243
	Staff	Number of staff		20	2	20	2	20	2	20	2	20	2	10

Programme Name: General administration and support services														
Objective: To improve work environment and service delivery														
Outcome: Efficient delivery of services														
Sub Programme	Key Output	Key performance Indicators	Linkages to SDG Targets	Planned Targets and Indicative										
				Year 1		Year 2		Year 3		Year 4		Year 5		Total Budget (Million)
				Target	Cost	Target	Cost	Target	Cost	Target	Cost	Target	Cost	
	compensated	recruited												
		Number of staff promoted		10	1	20	1	10	1	10	1	10	1	5
	Staff trainings	Number of staff trained		10	1	10	1	10	1	10	1	10	1	5
	Management meetings	Number of management meetings held		4	2	4	2	4	2	4	2	4	2	10
	Supervisions/Follow ups and backstoppings reports	Number of supervisions/Follow ups and backstoppings done		4	4	4	4	4	4	4	4	4	4	20
Workshops and professional group meetings	Number of workshops and professional meetings		4	6	4	6	4	6	4	6	4	6	30	
<b>Total cost</b>					<b>23</b>		<b>72</b>		<b>76</b>		<b>76</b>		<b>76</b>	<b>323</b>

Programme Name: Policy and Planning services														
Objective: To streamline and ensure efficient and effective service delivery														
Outcome: Coordinated, streamlined and consistent service provision														
Sub Programme	Key Output	Key performance Indicators	Linkages to SDG Targets	Planned Targets and Indicative										
				Year 1		Year 2		Year 3		Year 4		Year 5		Total Budget (Million)
				Target	Cost	Target	Cost	Target	Cost	Target	Cost	Target	Cost	
Policy and plans formulation	Policy developed	Number of policies developed	2.3	2	5	2	5	2	5	2	5	2	5	25
	Strategic plans developed	Number of strategies developed		2	2	2.3	2	5	2.3	2	5	2.3	2	10
<b>Total cost</b>					<b>7</b>		<b>7</b>		<b>7.3</b>		<b>10</b>		<b>7</b>	<b>35</b>

Programme Name: Livestock Disease and pest control management														
Objective: To control and manage livestock diseases and pests and improve access to livestock market														
Outcome: Improved access to markets and improved animal health														
Sub Programme	Key Output	Key performance Indicators	Linkages to SDG Targets	Planned Targets and Indicative										
				Year 1		Year 2		Year 3		Year 4		Year 5		Total Budget (Million)
				Target	Cost	Target	Cost	Target	Cost	Target	Cost	Target	Cost	
Disease and pest control	Vaccinations done	Number of animals vaccinated	2.3	10,000	1	300,000	3	300,000	3	50,000	5	800,000	8	20
	Livestock spray races	Number of spray races		0	0	1	1.5	2	3.0	2	3.0	2	3.0	11.5

Programme Name: Livestock Disease and pest control management														
Objective: To control and manage livestock diseases and pests and improve access to livestock market														
Outcome: Improved access to markets and improved animal health														
Sub Programme	Key Output	Key performance Indicators	Linkages to SDG Targets	Planned Targets and Indicative										
				Year 1		Year 2		Year 3		Year 4		Year 5		Total Budget (Million)
				Target	Cost	Target	Cost	Target	Cost	Target	Cost	Target	Cost	
	established	established												
	Vaccines and Sera procured	Number of doses of vaccines and sera procured and utilised		100,000	3	300,000	20	300,000	20	300,000	20	300,000	20	83
Disease surveillance	Stock route surveillance and market visits report	Number of stock route surveillance done		40	2	40	2	40	2	40	2	40	2	10
	Livestock disease investigation report	No. of Livestock disease investigations done		4	4	4	4	4	4	4	4	4	4	20
	veterinary diagnostic laboratory operationalised	Number of laboratories completed, equipped, and operationalised		2	20	3	30	2	20	1	10	1	25	105
<b>Total cost</b>					<b>30</b>		<b>60.5</b>		<b>52</b>		<b>44</b>		<b>62</b>	<b>249.5</b>

Programme Name: Livestock breeding and livestock products improvement														
Objective: To improve the genetic potential of livestock and quality of livestock products														
Outcome: Increased productivity and quality of products														
Sub Programme	Key Output	Key performance Indicators	Linkages to SDG Targets	Planned Targets and Indicative										
				Year 1		Year 2		Year 3		Year 4		Year 5		Total Budget (Million)
				Target	Cost	Target	Cost	Target	Cost	Target	Cost	Target	Cost	
Breeds selection and artificial insemination	Liquid nitrogen purchased	Amount of liquid nitrogen procured and utilised	2.3	8000	2.4	8000	2.4	8000	2.4	8000	2.4	8000	2.4	10
	Semen procured	Amount of semen procured and utilised		10000	2	10000	2	10000	2	10000	2	10000	2	10
	AI Services	AI services done		10000	2	10000	2	10000	2	10000	2	10000	2	10
	AI Technicians trained	Number of technicians trained		100	2	100	2	100	2	100	2	1	2	10
Livestock products improvement	Dispatch notes issued	No. of dispatch notes issued		10000	2	10000	2	10000	2	10000	2	10000	2	10
	Hides and skins premises licenced	No. of hides and skins premises licenced		10000	2	10000	2	10000	2	10000	2	10000	2	10

Programme Name: Livestock breeding and livestock products improvement														
Objective: To improve the genetic potential of livestock and quality of livestock products														
Outcome: Increased productivity and quality of products														
Sub Programme	Key Output	Key performance Indicators	Linkages to SDG Targets	Planned Targets and Indicative										Total Budget (Million)
				Year 1		Year 2		Year 3		Year 4		Year 5		
				Target	Cost	Target	Cost	Target	Cost	Target	Cost	Target	Cost	
	Flayers trained and licenced	No. of flayers trained and licenced		120	1.5	120	1.5	120	1.5	120	1.5	120	1.5	7.5
<b>Total cost</b>					<b>8.9</b>		<b>8.9</b>		<b>8.9</b>		<b>8.9</b>		<b>8.9</b>	<b>67.5</b>

Programme Name: Veterinary public health														
Objective: To safeguard human and environmental health														
Outcome: Improved human and environmental health														
Sub Programme	Key Output	Key performance Indicators	Linkages to SDG Targets	Planned Targets and Indicative										Total Budget (Million)
				Year 1		Year 2		Year 3		Year 4		Year 5		
				Target	Cost	Target	Cost	Target	Cost	Target	Cost	Target	Cost	
Meat hygiene services	Meat inspectors trained	Number of meat inspectors trained	2.3	8	1	8	1	8	1	8	1	8	1	5
	Slaughter facilities licenced	Number of slaughter facilities licenced		40	1	40	1	40	1	40	1	40	1	5
	Slaughter men licenced	Number of slaughter men licenced		160	0.5	160	0.5	160	0.5	160	0.5	160	0.5	2.5
	Slaughter facilities constructed and operationalised	Number of slaughter facilities constructed and operationalised		0	0	2	20	1	10	2	20	1	10	60
	Carcasses inspected	Number of carcasses inspected		60,000	1	60,000	2	60,000	2	60,000	2	60,000	2	9
Animal control services	Pet owners trained	Number of pet owners trained		1000	4	1200	4	1400	4	1400	4	1400	4	16
	Pets licenced	Number of pets licenced		1000	0.5	1000	0.5	1000	0.5	1000	0.5	1000	0.5	2.5
<b>Total cost</b>					<b>8</b>		<b>29</b>		<b>19</b>		<b>29</b>		<b>19</b>	<b>100</b>

Programme Name: Veterinary extension and clinical services														
Objective: To Improved livestock health, productivity, and profitability														
Outcome: Improved livestock health, productivity, and profitability														
Sub Programme	Key Output	Key performance Indicators	Linkages to SDG Targets	Planned Targets and Indicative										Total Budget (Million)
				Year 1		Year 2		Year 3		Year 4		Year 5		
				Target	Cost	Target	Cost	Target	Cost	Target	Cost	Target	Cost	
Extension services	Shows and trade fairs	Number of shows and trade fairs		8	0.6	8	1.2	8	1.2	8	1.2	8	1.2	5.4

Programme Name: Veterinary extension and clinical services														
Objective: To Improved livestock health, productivity, and profitability														
Outcome: Improved livestock health, productivity, and profitability														
Sub Programme	Key Output	Key performance Indicators	Linkages to SDG Targets	Planned Targets and Indicative										
				Year 1		Year 2		Year 3		Year 4		Year 5		Total Budget (Million)
				Target	Cost	Target	Cost	Target	Cost	Target	Cost	Target	Cost	
		held and participated in												
	Exhibitions	Number of exhibitions held and participated in		8	0.6	8	1.2	8	1.2	8	1.2	8	1.2	5.4
	Field days	Number of field days held and participated in		8	0.6	8	1.2	8	1.2	8	1.2	8	1.2	5.4
Veterinary clinical services	Farm visits	Number of farm visits done		600	1	600	1	600	1	600	1	600	1	5
	Veterinary materials procured and utilised	Quantity of veterinary materials procured and utilised		10	0.25	10	4	10	4	10	4	10	4	16.25
<b>Total cost</b>					<b>3.05</b>		<b>8.6</b>		<b>8.6</b>		<b>8.6</b>		<b>8.6</b>	<b>37.45</b>

### Fisheries and Blue Economy

Programme Name: General Administration and Support Services														
Objective: To improve work environment and service delivery														
Outcome: Improved service delivery														
Sub Programme	Key Output	Key performance Indicators	Linkages to SDG Targets	Planned Targets and Indicative										
				Year 1		Year 2		Year 3		Year 4		Year 5		Total Budget (Million)
				Target	Cost	Target	Cost	Target	Cost	Target	Cost	Target	Cost	
Administrative services	Staff returns	No. of employees compensated	8.5	24	18.5	29	19	52	19.2	77	19.3	107	19.5	95.5
		No. of staff recruited	8.5	5	1.4	25	12	25	12	30	15	30	15	55.4
		No. of staff promoted.	8.5	10	0.7	10	1	5	0.5	10	1.5	10	1.5	5.5
		No. of staff re-designated	8.5	0	0	5	0.5	0	0	5	0.5	0	0	1
	Training report	No. of staff trained	8.5	10	5	10	5	10	5	10	5	10	5	25

Programme Name: General Administration and Support Services														
Objective: To improve work environment and service delivery														
Outcome: Improved service delivery														
Sub Programme	Key Output	Key performance Indicators	Linkages to SDG Targets	Planned Targets and Indicative										
				Year 1		Year 2		Year 3		Year 4		Year 5		Total Budget (Million)
				Target	Cost	Target	Cost	Target	Cost	Target	Cost	Target	Cost	
	Sub-sector consultative fora	No. of meetings		4	4	4	4	4	41	4	4	4	4	16
	Supervisions/Follow ups and backstopping	Number of supervisions/Follow-ups and backstopping done	8.5	12	6	12	6	12	6	12	6	12		30
	Use of goods and services	No. of goods and services procured and offered	8.5	14	20.8	20	15	20	34.5	15	26	20	26	122
<b>Total cost</b>					<b>52</b>		<b>59.5</b>		<b>114.2</b>		<b>73.3</b>		<b>26</b>	<b>350.4</b>

Programme Name: Fisheries Policy and planning														
Objective: To provide guidelines to ensure consistency in fisheries practices														
Outcome: Efficient management and development of fisheries and aquaculture resources.														
Sub Programme	Key Output	Key performance Indicators	Linkages to SDG Targets	Planned Targets and Indicative										
				Year 1		Year 2		Year 3		Year 4		Year 5		Total Budget (Million)
				Target	Cost	Target	Cost	Target	Cost	Target	Cost	Target	Cost	
Policy and planning services	Policies frameworks developed.	No. of fisheries policies developed	8.3, 14a	2	6	2	6	2	6	2	6	2	6	30
	Regulations developed	No. of fisheries regulations developed.	8.3, 14a	2	6	2	6	2	6	2	6	2	6	30
<b>Total cost</b>					<b>12</b>		<b>12</b>		<b>12</b>		<b>12</b>		<b>12</b>	<b>60</b>

Programme Name: Aquaculture Development														
Objective: To improve fish production														
Outcome: Increased food security, nutrition and incomes														
Sub Programme	Key Output	Key performance Indicators	Linkages to SDG Targets	Planned Targets and Indicative										
				Year 1		Year 2		Year 3		Year 4		Year 5		Total Budget (Million)
				Target	Cost	Target	Cost	Target	Cost	Target	Cost	Target	Cost	
Aquaculture production systems	Ponds constructed and stocked	No. of ponds constructed and stocked	2.1, 2.2, 2.3, 2.4	200	300	200	300	200	300	200	300	200	300	1,500



Programme Name: Aquaculture Development														
Objective: To improve fish production														
Outcome: Increased food security, nutrition and incomes														
Sub Programme	Key Output	Key performance Indicators	Linkages to SDG Targets	Planned Targets and Indicative										
				Year 1		Year 2		Year 3		Year 4		Year 5		Total Budget (Million)
				Target	Cost	Target	Cost	Target	Cost	Target	Cost	Target	Cost	
	Pond Liners distributed	No. of pond liners distributed	2.1	200	24	200	24	200	24	200	24	200	24	120
	Fish cages	No. of fish cages procured and installed	2.1	100	800	100	800	100	800	100	800	100	800	4000
	Rehabilitated and stocked ponds	No. of raised ponds rehabilitated and stocked	2.4	20	4	20	4	20	4	20	4	20	4	20
Intensive production technologies	Pilot pond aqua parks established	No. of pilot pond per aqua parks established	2.4	0	0	100	30	100	30	0	0	0	0	60
	Capacity building	No. of trainings on climate smart technologies	2.3	2	5	4	4	5	5	4	2	2	2	18
	Intensive production systems	No. of Reticulating Aquaculture System (RAS) constructed and operationalised	2.3	0	0	0	0	1	25	0	0	0	0	25
		No. of aquaponic units constructed	2.3	0	0	1	10	1	10	1	10	1	10	40
		No. of aquarias fitted	2.3	2	2	2	6	2	6	2	6	2	6	10
	Construction of worms and insects culture units	No. of Vermiculture units constructed		0		2	6	2	6	2	6	2	6	24
Fish breeding and stockings services	Ultra-modern hatcheries constructed and operationalised	No. of hatcheries constructed and operationalised	2.3, 2.5	2	40	2	40	2	40	2	40	2	40	200
	Fish cages stocked	No. of fish cages stocked	2.1, 2.3	0	0	50	6	50	6	50	6	50	6	24.5
	Procurement and distribution of fingerlings	No. of monosex fingerlings procured and distributed		6000	0	10000	00	15000	00	-		-		

Programme Name: Aquaculture Development														
Objective: To improve fish production														
Outcome: Increased food security, nutrition and incomes														
Sub Programme	Key Output	Key performance Indicators	Linkages to SDG Targets	Planned Targets and Indicative										
				Year 1		Year 2		Year 3		Year 4		Year 5		Total Budget (Million)
				Target	Cost	Target	Cost	Target	Cost	Target	Cost	Target	Cost	
		No. of mixed fingerlings procured and distributed		0		20000	5	20000	5	20000	5	20000	5	20
		No. of catfish fingerlings procured and distributed		0		10000	2.5	10000	2.5	10000	2.5	10000	2.5	10
	Stocked dams and ponds	No. of dams stocked/restocked	2.1, 2.2, 2.3, 2.4	6000	1.2	10	1.5	10	1.5	10	1.5	10	1.5	6
		No. of ponds stocked	2.3	0	0	500	10	500	10	500	10	500	10	50
	Capacity building on hatchery management	No. of trainings on hatchery management conducted	2.3	2	2	2	2	2	2	2	2	2	2	10
Fish feeds and feeding services	Feed production units established	No. of feed production units established	2.3	0	0	1	10	0	0	0	0	0	0	10
	Capacity building	No. of trainings on feed formulation	2.3	8	0.8	8	0.8	8	0.8	8	1	8	1	4.4
	Alternative protein source in feeds	No. of Vermiculture Units constructed	2.3	2	1	2	1	2	1	2	1	2	1	5
	Fish feed subsidy	No. farmer beneficiaries	2.3	1000	20	10000	20	10000	20	10000	20	10000	20	100
Integrated fish farming	Integrated fish farming	Acres of integrated fish cum rice paddy farming planted	2.4	0	0	200	2	200	2	200	2	200	2	8
	Capacity building	No. of training on integrated fish farming conducted	2.3	1	1	1	1	1	1	1	1	1	1	5
Predator prevention and control	Predator nets issued	No. of predator kits issued	2.4	0	0	50	1.75	200	7	150	6	150	6	20.75
<b>Total cost</b>					<b>26</b>		<b>57.5</b>		<b>52.8</b>		<b>52</b>		<b>52</b>	<b>249.15</b>

Programme Name: Fish marketing and value addition														
Objective: To improved market linkages and access for fish and fisheries products														
Outcome: commercialized fish value chain														
Sub Programme	Key Output	Key performance Indicators	Linkages to SDG Targets	Planned Targets and Indicative										
				Year 1		Year 2		Year 3		Year 4		Year 5		Total Budget (Million)
				Target	Cost	Target	Cost	Target	Cost	Target	Cost	Target	Cost	
Fish marketing and value addition services	Fish and fishery products preserved	No. of fish sheds in markets established	2c, 14b	0	0	2	10	5	25	3	15	3	15	55
		Omena drying sheds	14b	0	0	5	2.5	4	2	7	3.5	3	2	10
		No. of smoking kiln procured and distributed	14b	0	0	10	2	10	2	20	5	30	7.5	16.5
	Fish value addition technologies adopted	Percentage adoption of fish value addition technologies	14b	5	1	10	2	10	2.5	15	3	15	3.5	12
Harvesting equipment	Fish harvesting kits and nets procured and distributed	No. of harvesting kits procured and distributed	2.1	1	10	1	10	2	20	2	20	2	20	80
		No. of harvesting nets	2.1	160	2	80	1	80	1	80	1.2	80	1.2	6.4
Licensing services	licences issued	No. of licences issued	14.4	3000	1	3000	1	3000	1	3000	1	3000	1	5
<b>Total cost</b>					<b>14</b>		<b>28.5</b>		<b>53.5</b>		<b>48.7</b>		<b>50.2</b>	<b>184.9</b>

Programme Name: Lake front (Capture) Fisheries Development and Management														
Objective: To improved food and nutrition security through riparian production														
Outcome: Increased fish production														
Sub Programme	Key Output	Key performance Indicators	Linkages to SDG Targets	Planned Targets and Indicative										
				Year 1		Year 2		Year 3		Year 4		Year 5		Total Budget (Million)
				Target	Cost	Target	Cost	Target	Cost	Target	Cost	Target	Cost	
Fisheries Co-Management services	BMUs training report	No. of trainings to BMUs conducted	14.4	1	0.4	1	2.5	1	1	1	3	1	1	8.917
	Assorted fishing gears procured.	No. of boats with canopy purchased	14.2 14.4	0	0	1	25	0	0	0	0	0	0	25

Programme Name: Lake front (Capture) Fisheries Development and Management														
Objective: To improved food and nutrition security through riparian production														
Outcome: Increased fish production														
Sub Programme	Key Output	Key performance Indicators	Linkages to SDG Targets	Planned Targets and Indicative										
				Year 1		Year 2		Year 3		Year 4		Year 5		Total Budget (Million)
				Target	Cost	Target	Cost	Target	Cost	Target	Cost	Target	Cost	
	Patrol conducted	No. of water patrols done	14.4	4	1	4	2	4	3	4	3	4	3	13
	Boat purchased for BMUs	No. of boats purchased for BMUs	14.4	0	0	15	7	0	0	15	10	0	0	17
	Life jackets procured and distributed	No. of life jackets procured and distributed	14.4	500	1.8	1000	3.6	1000	3.6	1000	4	1000	4	17
Fish stocks Conservation and biodiversity	Geospatial mapping conducted	Identification of suitable areas for blue carbon sinks for conservation fish breeding areas conducted	14.5	1	5	1	5	1	5	1	5	1	5	25
Fish Preservation services	Cold storage facility established	No. of cold storage facilities constructed and operationalised	12.3	0	0	4	40	4	45	4	50	0	0	135
		No. of ice marking facilities constructed	12.3	0	0	1	15	0	0	1	15	1	15	45
		No. of cooler boxes procured and distributed	12.3	50	1	50	1	50	1	50	1	50	1	5
Landing sites Protection services	Parcels of land reclaimed by the lake shore	No. of parcels reclaimed	14.5	0	0	8	8	8	8	8	8	8	8	32
	landing sites demarcated and fenced	No. of landing sites demarcated and fenced	14.5	0	0	10	10	10	10	10	12	10	12	44
	public toilets constructed and commissioned	No. of public toilets constructed and commissioned	6.2	0	0	10	10	10	10	5	5	5	6	31
	Water storage tanks installed	No. of storage tanks installed	6.2	0	0	10	2	5	1	5	1	5	1	5
<b>Total cost</b>					<b>9.2</b>		<b>131.1</b>		<b>87.6</b>		<b>117</b>		<b>56</b>	<b>402.917</b>

Programme Name: Extension Support Service														
Objective: Improved adoption of technologies, innovation, management and skills														
Outcome: Improved service delivery														
Sub Programme	Key Output	Key performance Indicators	Linkages to SDG Targets	Planned Targets and Indicative										
				Year 1		Year 2		Year 3		Year 4		Year 5		Total Budget (Million)
				Target	Cost	Target	Cost	Target	Cost	Target	Cost	Target	Cost	
Extension services and support	Extension materials developed and distributed	No. of extension materials developed and distributed	2.1	2	1.5	2	1.5	2	1.5	2	1.5	2	1.5	7.5
	Shows and trade fairs	No. of shows and trade fairs participated	2.1	1	0.2	3	3	3	3	3	3	3	3	12
	Field days and exhibitions	No. of field days and exhibitions held	2.1	1	1.5	1	1.5	1	1.5	1	1.5	1	1.5	7.5
	world food day	No. of world food day participated	2.1	0	0	1	1.5	1	1.5	1	1.5	1	1.5	7.5
	World fisheries and oceans day	No. of world fisheries day participated	2.1	0	0	1	1.5	1	1.5	1	1.5	1	1.5	7.5
	fisheries data digitised	No. of digitalized fisheries data	2.1	0	0	1000	2	1500	3	1500	3	1500	3	11
	Aquaculture field schools established	No. of aquaculture field schools established	2.1	14	1	16	2	16	2	16	2	16	2	8
<b>Total cost</b>					<b>4.2</b>		<b>13</b>		<b>14</b>		<b>14</b>		<b>14</b>	<b>61</b>

Programme Name: Fish Safety and Quality Assurance														
Objective: To improved quality of fish and fish products for consumption														
Outcome: Safe fish and fishery products														
Sub Programme	Key Output	Key performance Indicators	Linkages to SDG Targets	Planned Targets and Indicative										
				Year 1		Year 2		Year 3		Year 4		Year 5		Total Budget (Million)
				Target	Cost	Target	Cost	Target	Cost	Target	Cost	Target	Cost	
Fish inspection services	Inspection, and monitoring conducted	No. of reports on fish inspection and quality	12.3	12	1	12	1	12	1	12	1	12	1	6

Programme Name: Fish Safety and Quality Assurance														
Objective: To improved quality of fish and fish products for consumption														
Outcome: Safe fish and fishery products														
Sub Programme	Key Output	Key performance Indicators	Linkages to SDG Targets	Planned Targets and Indicative										
				Year 1		Year 2		Year 3		Year 4		Year 5		Total Budget (Million)
				Target	Cost	Target	Cost	Target	Cost	Target	Cost	Target	Cost	
		assurance activities submitted												
Residue monitoring and control services	Sample collection, analysis and monitoring for contaminant residues	No. of reports on residue monitoring inspections submitted annually.	12.4	1	0.8	1	1	1	1	1	1.5	1	1.5	6
Fish disease control and surveillance	Surveys on disease prevalence, control and surveillance conducted	No. of surveys on disease monitoring, control and surveillance conducted annually	12.4	1	1.5	1	1.5	1	1.5	1	1.5	1	1.5	7.5
<b>Total cost</b>					<b>3.3</b>		<b>3.5</b>		<b>3.5</b>		<b>4</b>		<b>4</b>	<b>19.5</b>

Programme Name: Blue Economy														
Objective: To improve nutrition and food security, and incomes from lake Victoria resources.														
Outcome: To improve production and marketing fish and fishery products														
Sub Programme	Key Output	Key performance Indicators	Linkages to SDG Targets	Planned Targets and Indicative										
				Year 1		Year 2		Year 3		Year 4		Year 5		Total Budget (Million)
				Target	Cost	Target	Cost	Target	Cost	Target	Cost	Target	Cost	
Sports fishing and recreation services	Public aquariums established.	No. of public aquariums established.	9.1	0	0	1	10	1	12	1	13	1	15	50
Aquaculture production services	Integrated aquaculture value chain development operationalized.	No. of hatcheries established	2.3, 2.4	0	0	1	20	0	0	0	0	0	0	20
		No. of feed mini-processor installed	2.3, 2.4	0	0	0	0	1	50	0	0	0	0	50
		No. of cold storage facilities installed	2.3, 2.4	0	0	0	0	1	20	0	0	0	0	20
		Fishponds constructed	2.3, 2.4	0	0	0	0	350	17.5	350	18	350	20	55.5
		Farm input kit (pond liners & predator Nets) procured	2.3	0	0	0	0	70	4	70	4.2	70	5	13.2

Programme Name: Blue Economy															
Objective: To improve nutrition and food security, and incomes from lake Victoria resources.															
Outcome: To improve production and marketing fish and fishery products															
Sub Programme	Key Output	Key performance Indicators	Linkages to SDG Targets	Planned Targets and Indicative											
				Year 1		Year 2		Year 3		Year 4		Year 5		Total Budget (Million)	
				Target	Cost	Target	Cost	Target	Cost	Target	Cost	Target	Cost		
		No. of water testing kits procured and distributed	2.3	10	3	10	3	10	3	10	3	10	3	15	
		Integrated Aquaculture policy, framework developed	9b.	0	0	3	10	0	0	0	0	0	0	10	
Fisheries Development Trust Fund	Fisheries Development Trust Fund	No. of research and conservations programmes conducted.	2a.	0	0	2	5	2	5	2	7	2	7.5	24.5	
		Fisheries development trust fund established													
		No. of rapid test laboratory established	2a	0	0	1	10	0	0	0	0	0	0	0	10
Fisheries Solid waste management	lake pollution solid waste management	No. of clean-ups exercises to remove invasive weeds/plastics/debris.	14.2	0	0	2	10	3	15	3	15	3	15	55	
		Sensitization on riparian landowners	14.2	0	0	3	3	3	3	3	3	3	3	3	12
cage farming services	cage farms established	No. of cage farms established	2.3, 2.4	0	0	50	50	50	60	50	62	50	65	237	
	Fish Cage Fabrication units	No. of fabrication Units procured and distributed	9.2, 9.3	0	0	1	50	1	50	1	55	0	0	155	
Landing sites Development services	landing sites rehabilitated	No. of fish landing sites rehabilitated	14.2	0	0	10	5	10	5	10	5	10	5	20	
	fish bandas constructed	No. of fish bandas constructed	9.3	0	0	2	10	2	10	4	22	4	23	65	
	bandas renovated	No. of bandas renovated	9.3	0	0	2	4	2	4	2	5	1	3	14	
Search and Rescue centres services	Search, Rescue and Recovery Centre for fishers and commuter established	No. of rescue centres established	13.1	0	0	1	10	1	10	0	0	1	10	30	

Programme Name: Blue Economy														
Objective: To improve nutrition and food security, and incomes from lake Victoria resources.														
Outcome: To improve production and marketing fish and fishery products														
Sub Programme	Key Output	Key performance Indicators	Linkages to SDG Targets	Planned Targets and Indicative										
				Year 1		Year 2		Year 3		Year 4		Year 5		Total Budget (Million)
				Target	Cost	Target	Cost	Target	Cost	Target	Cost	Target	Cost	
Water Transport services	water transport system developed	No. of passenger boats/water buses purchased	11.2	0	0	1	30	1	30	1	35	1	40	135
		No. of piers and jetties constructed	11.2	0	0	5	10	5	10	5	12	5	15	47
Access roads to the beaches	Access roads to beaches opened	No. of kilometres of access roads opened	9.1	0	0	20	8	20	8	20	10	20	10	36
<b>Total cost</b>					<b>3</b>		<b>248</b>		<b>316.5</b>		<b>269.2</b>		<b>239.5</b>	<b>1074.2</b>

DRAFT



## 4.2 COUNTY ASSEMBLY

The County Assembly's mandate is to represent citizens, exercise the legislative authority of the County Government and oversight the County Executive. The County Assembly will formulate and pass all county laws required for the effective performance and exercise of the powers of the County Government. In addition, it will approve county policies, plans and budgets and oversight implementation by the County Executive. The county assembly will ensure public engagement in the performance of all its functions including holding committee sittings in public.

### 4.2.1 Sector Composition

The county Assembly is majorly composed of the following two sections.

- i. The office of the Speaker
- ii. The office of the clerk

### 4.2.2 Vision:

To be a Leading Legislative Institution Committed to Transforming the Lives of the People of Migori County.

### 4.2.3 Mission:

To foster economic, social, political, and cultural development of Migori County through effective representation, oversight and legislation.

### 4.2.4 Sector Goals

- I. Ensure legislative, representation and oversight, functions.
- II. Ensure equitable distribution and optimal utilization of available resources.

### 4.2.5 Sector priorities and strategies

Sector Priorities	Strategies
Enhance citizen engagement in governance	<ol style="list-style-type: none"> <li>i. Strengthen Public participation.</li> <li>ii. Promote feedback mechanism on development issues.</li> </ol>
Increase Effectiveness and efficiency in service delivery.	<ol style="list-style-type: none"> <li>i. Strengthen responsive legislation.</li> <li>ii. Enhance oversight on the county executive.</li> </ol>

### 4.2.6 Sector Programmes

Programme Name: General administration and support services														
Objective: To provide a conducive and favourable work environment														
Outcome: Improved service delivery														
Sub Programme:	Key Output	Key Performance Indicators	Linkages to SDG Targets*	Planned Targets and Indicative Budget (KSh. M)										Total Budget (KSh. M)*
				Year 1		Year 2		Year 3		Year 4		Year 5		
				Target	Cost	Target	Cost	Target	Cost	Target	Cost	Target	Cost	
Administrative services	Capacity development	No. of employees trained		37	-	40	-	40	-	40	-	40	-	3500
	Compensation to employees	No. of employees compensated		314		314		314		314		314		
	Compensation to employees	No. of employees promoted		75		10		10		10		10		

Programme Name: General administration and support services														
Objective: To provide a conducive and favourable work environment														
Outcome: Improved service delivery														
Sub Programme:	Key Output	Key Performance Indicators	Linkages to SDG Targets*	Planned Targets and Indicative Budget (KSh. M)										Total Budget (KSh. M)*
				Year 1		Year 2		Year 3		Year 4		Year 5		
				Target	Cost	Target	Cost	Target	Cost	Target	Cost	Target	Cost	
	User goods and services	NO. of employees recruited		10		12		5		5		5		
	User goods and services procured			1	-	1	-	1	-	1	-	1	-	
<b>TOTAL COST</b>				<b>70</b>		<b>70</b>		<b>70</b>		<b>70</b>		<b>70</b>		<b>3500</b>

Programme Name: Citizen Management services														
Objective: To enhance public participation														
Outcome: Enhanced citizen engagement in governance														
Sub Programme	Key Output	Key Performance Indicators	Linkages to SDG Targets*	Planned Targets and Indicative Budget (KSh. M)										Total Budget (KSh. M)*
				Year 1		Year 2		Year 3		Year 4		Year 5		
				Target	Cost	Target	Cost	Target	Cost	Target	Cost	Target	Cost	
Citizen Management services	Public participation fora held	No. of public participation for a held	SDG 16.7	25	10	25	10	25	10	25	10	25	10	50
<b>TOTAL COST</b>				<b>10</b>		<b>10</b>		<b>10</b>		<b>10</b>		<b>10</b>		<b>50</b>

**Programme Name: Management Services**

**Objective:** To promote transparency and accountability in governance

**Outcome:** improved transparency and accountability

Sub Program me	Key Output	Key Performance Indicators	Linkages to SDG Targets*	Planned Targets and Indicative Budget (KSh. M)										Total Budget (KSh. M)*
				Year 1		Year 2		Year 3		Year 4		Year 5		
				Target	Cost	Target	Cost	Target	Cost	Target	Cost	Target	Cost	
Committee Management Services	Committee management meetings held	No. of committee management meetings attended		552	112	552	112	552	112	552	112	552	112	560
<b>TOTAL COST</b>				112	112	112	112	112	112	112	112	112	112	<b>560</b>

**Programme Name: Legislative services**

**Objective:** to foster economic, social, political and cultural development in the county

**Outcome:** Equity and quality in service delivery

Sub Program me	Key Output	Key Performance Indicators	Linkages to SDG Targets*	Planned Targets and Indicative Budget (KSh. M)										Total Budget (KSh. M)*
				Year 1		Year 2		Year 3		Year 4		Year 5		
				Target	Cost	Target	Cost	Target	Cost	Target	Cost	Target	Cost	
Representation	Bills passed and implemented	No. of bills passed and implemented	SDG1 0.3	10	120	10	120	10	120	10	120	10	120	600
<b>TOTAL COST</b>				120	120	120	120	120	120	120	120	120	120	<b>600</b>

**Programme Name: Infrastructure Development**

**Objective:** To Strengthen devolution

**Outcome:** increased access to county assembly Services

Sub Program me	Key Output	Key Performance Indicators	Linkages to SDG Targets*	Planned Targets and Indicative Budget (KSh. M)										Total Budget (KSh. M)*
				Year 1		Year 2		Year 3		Year 4		Year 5		
				Target	Cost	Target	Cost	Target	Cost	Target	Cost	Target	Cost	
Infrastructure Development services	Ward offices constructed and equipped.	No. of ward offices constructed and equipped.	SDG 9.1	3	6.6	3	6.6	3	6.6	3	6.6	3	6.6	33
	Committee rooms constructed and equipped	No of committee rooms constructed and equipped	SDG 9.1	1	40	0	0	0	0	0	0	0	0	40
	ICT equipment installed	No. of ICT equipment installed.	SDG9 c	Assorted	1.5	Assorted	1.5	Assorted	1.5	Assorted	1.5	Assorted	1.5	7.5
	Drilled and	No. of boreholes	SDG6. 1			1	10							10

Programme Name: Infrastructure Development														
Objective: To Strengthen devolution														
Outcome: increased access to county assembly Services														
Sub Program me	Key Output	Key Perform ance Indicator s	Linka ges to SDG Targe ts*	Planned Targets and Indicative Budget (KSh. M)										Tota l Budget (KS h. M)*
				Year 1		Year 2		Year 3		Year 4		Year 5		
				Targe t	Co st	Targe t	Co st	Targe t	Co st	Targe t	Co st	Targe t	Co st	
	equippe d borehole	drilled and equipped												
<b>TOTAL COST</b>				<b>48.1</b>	<b>18.1</b>	<b>8.1</b>	<b>8.1</b>	<b>8.1</b>	<b>8.1</b>					<b>90.5</b>

DRAFT

### 4.3 OFFICE OF THE COUNTY ATTORNEY

The department’s programs aim at ensuring that all County Government Departments and other units render efficient services to the residents of the County and that all members of the public have access to basic services equitably. To this end, the department will continue to provide expected legal services and enforcement by ensuring bills are drafted for approval by the County Assembly and compliance to both county laws and applicable national laws that will enable the County Government to execute its mandate smoothly. In the Office of County Attorney some of the key deliverables include recruitment of County Solicitor, legal counsels, creation of a county law library and sensitization of County staff on relevant county laws and other emerging legal issues.

#### 4.3.1 Sector composition:

The sector is composed of the following subsectors namely;

- a) Legal Advisory, Research Services and Compliance
- b) Litigation and ADR
- c) Legislative Drafting
- d) Law Enforcement & Prosecution of County Offences

#### 4.3.2. Vision

To be the best institution in the region in the provision of public legal services and promotion of a just, democratic and corruption free county.

#### 4.3.3. Mission

To facilitate the realisation of good governance and respect for the rule of law through the provision of public legal services, protection and promotion of human rights and upholding of ethics and integrity

#### 4.3.4 Sector Goal(s):

The main goals of the office of the County Attorney includes.

- a) Timely resolution of disputes.
- b) Proper management of Government Contracts.
- c) Ensure departments make informed decisions through proper advisory and research.
- d) Ensure compliance of County and National Laws; and
- e) Ensure Enforcement & Prosecution of county offences.

#### 4.3.5 Sector Priorities and Strategies:

Sector Priorities	Strategies
Timely resolution of disputes	i. Strengthen dispute and resolution mechanism.
Enhance proper management of Government Contracts	<ul style="list-style-type: none"> <li>i. Establish a process for evaluating potential contract opportunities to identify regulatory and contractual requirements, understand associated risks, and ensure compliance.</li> <li>ii. Encourage cross-functional collaboration of resources from across the county government at appropriate stages of the contract management lifecycle.</li> <li>iii. Ensure proper segregation of duties and implement preventive and detective controls to mitigate potential compliance risk.</li> <li>iv. Formalize relevant policies and procedures in writing and provide targeted training to all resources involved in the management of contracts.</li> <li>v. Leverage on the county departments to comply with the law in having the Office of the County Attorney draft and manage contracts including termination.</li> </ul>
Strengthen decision making by other departments	i. Promote timely dispatch of advisories and documentation of the same.
Promote staff development	i. Enhance staff capacity building and support.

Sector Priorities	Strategies
Promote compliance with County and National Laws	i. Strengthen implementation of laws by the other departments
Strengthen enforcement & Prosecution of county offences	i. Stakeholder engagement with the Judiciary and ODPP to enhance enforcement and prosecution in the county

### 4.3.6 Sector Programmes

Programme Name: General administration and support services															
Objective: To provide a conducive and favourable work environment															
Outcome: Efficient service delivery															
Sub Programme:	Key Output	Key Performance Indicators	Linkages to SDG Targets*	Planned Targets and Indicative Budget (KSh. M)										Total Budget (KSh. M)*	
				Year 1		Year 2		Year 3		Year 4		Year 5			
				Target	Cost	Target	Cost	Target	Cost	Target	Cost	Target	Cost		
Finance and administration	Payments made to service providers	Monthly financial reports		12	-	12	-	12	-	12	-	12	-	810	
	Financial reports	No. of quarterly reports		4	-	4	-	4	-	4	-	4	-		
	Compensation to employees	No. of employees compensated	No. of employees promoted	NO. of employees recruited											
User goods and services	User goods and services procured		1	-	1	-	1	-	1	-	1	-			
<b>TOTAL COST</b>														<b>810</b>	

Programme Name: Legal Services														
Objective: To Reduce financial liability in all cases filed against the county government														
Outcome: Increased cases with favourable Judgements														
Sub Programme:	Key Output	Key Performance Indicators	Linkages to SDG Targets*	Planned Targets and Indicative Budget (KSh. M)										Total Budget (KSh. M)*
				Year 1		Year 2		Year 3		Year 4		Year 5		
				Target	Cost	Target	Cost	Target	Cost	Target	Cost	Target	Cost	
Dispute resolution services	Timely resolution of disputes	% of cases concluded	SDG 16	100		100		100		100		100		365
		Percentage of cases resolved through ADR.	SDG 16	70		1001		1001		100		100		
Contract management services	Proper management of contracts	percentage of Negotiated, drafted, vetted and interpreted documents and agreements for and on behalf	SDG 17	70		1001		100		100		100		

Programme Name: Legal Services														
Objective: To Reduce financial liability in all cases filed against the county government														
Outcome: Increased cases with favourable Judgements														
Sub Program me:	Key Output	Key Performance Indicators	Linkages to SDG Targets*	Planned Targets and Indicative Budget (KSh. M)										Total Budget (KSh. M)*
				Year 1		Year 2		Year 3		Year 4		Year 5		
				Target	Cost	Target	Cost	Target	Cost	Target	Cost	Target	Cost	
		of the County Executive and its agencies												
Advisory and Research services	Ensure the department makes informed decision through proper advisory and research	No of well thought out opinions/advisories on legal and legislative matters given to the County Government	SDG 16	140		150		160		170		180		
Staff Development	Well-structured legal department	% of staff for optimal establishment	SDG 8	100		100		100		100		100		
		% of staff trained	SDG8	100		100		100		100		100		
Legal compliance services	Ensure compliance of County and National laws	No. of laws reviewed	SDG 16	10		10		10		10		10		
		No. of laws drafted	SDG 16	15		25		35		45		55		
Enforcement and prosecution of County offences	Ensure enforcement and prosecution of County Laws	No. of County offences prosecuted	SDG 16											
<b>TOTAL COST</b>														<b>365</b>

## 4.4 ENVIRONMENT, NATURAL RESOURCES, CLIMATE CHANGE AND DISASTER MANAGEMENT

The sector’s overall goal is a clean, secure and sustainably managed environment, conducive for the county’s prosperity. To achieve sustainable environmental management and protection, the sector will improve solid waste management and minimize pollution through acquisition of waste collection equipment and engagement of special interest groups in solid waste management. The sector will enhance the conservation of the ecosystem through restoration of degraded lands, management of surface water resources (wetlands and riverine systems), general forestry development and promotion of sustainable sand harvesting and artisanal mining services. The sector shall also build county’s resilient capacity to climate change through implementation of climate-change adaptation and mitigation interventions. In addition, the department will also enhance disaster preparedness, prevention, response and recovery including fire rescue services.

### 4.4.1 Sector composition

The sector is comprised of the following subsectors:

- a) Environment
- b) Natural resources and forestry development
- c) Climate Change
- d) Disaster management

### 4.4.2 Sector Vision:

A clean, secure, and sustainably managed environment, conducive for the county’s prosperity.

### 4.4.3 Sector Mission

To promote, conserve and to protect the environment and to implement strategies for disaster mitigation through community empowerment and enforcement of existing legislation for sustainable county development.

### 4.4.4 Sector Goals

- i. Efficient and effective waste management and pollution control
- ii. Ensure sustainable development and utilization of natural resources.
- iii. Promote climate change adaptation and mitigation interventions.
- iv. Establish efficient and effective disaster management strategies.

### 4.4.5 Sector priorities

Sector Priorities	Strategies
Increase the level of environment cleanliness and safety	<ol style="list-style-type: none"> <li>i. Adoption of modern solid waste management technologies</li> <li>ii. Promote public private partnership in solid waste management.</li> <li>iii. Develop and implement sustainable solid waste management legislations.</li> <li>iv. Ensuring compliance to solid waste management standards</li> <li>v. Engagement of special interest groups in cleaning services</li> <li>vi. Conduct research on solid waste management</li> </ol>
Promote sustainable development and management of natural resources	<ol style="list-style-type: none"> <li>i. Mapping of the natural resources in the county</li> <li>ii. Adoption of modern technologies in natural resource utilisation</li> <li>iii. Promote conservation of the natural resources</li> <li>iv. Strengthen community participation in natural resource management.</li> <li>v. Implementation of Transition Implementation Plan for devolved forest functions (TIPS)</li> <li>vi. Develop and implement legislations and action plans on natural resource utilisation.</li> <li>vii. Promote public - private partnership in development and management of natural resources.</li> <li>viii. Collect, analyse and report data on natural resource activities.</li> <li>ix. Capacity building</li> </ol>
Promote climate change adaptation and mitigation	<ol style="list-style-type: none"> <li>i. Mainstream climate change in all the sectors</li> <li>ii. Promote public - private partnerships.</li> <li>iii. Promote locally led climate change adaptation interventions.</li> <li>iv. Promote use of clean energy</li> <li>v. Capacity building</li> </ol>



Sector Priorities	Strategies
Optimise disaster management and welfare of special interest groups	i. Strengthen disaster preparedness, mitigation and response. ii. Mainstreaming of youth women and PWDs in county programmes.
Minimise incidences and impact of disasters	i. Mapping disaster prone areas ii. Strengthen the fire-fighting capacity. iii. Develop and implement disaster policy and contingency plan. iv. Capacity building v. Establishment of disaster kitty vi. Construction of ultra-modern fire station

#### 4.4.6 Sector Programmes

Programme Name. 1. GENERAL ADMINISTRATION AND SUPPORT SERVICES														
Objective To improve work environment for enhanced service delivery.														
Outcome: Increased access to services across the county														
Sub Programme	Key Output	Key Performance Indicators	Linkages to SDG Targets *	Planned Targets and Indicative Budget (KSh. M)										Total
				Year 1		Year 2		Year 3		Year 4		Year 5		Budget
				Target	Cost	Target	Cost	Target	Cost	Target	Cost	Target	Cost	(KSh. M)*
General administration	Strategic plan developed	No. of strategic plans prepared	SDG 6,13	-	0	1	5	-	0	-	0	-	0	5
	Policies and bills developed and reviewed	No. of policies and bills developed and reviewed	SDG 6, 13	-	0	2	16	2	16	2	16	2	16	64
	Baseline survey conducted	No. of baseline surveys conducted	SDG 6, 13	-	0	2	10	2	10	2	10	2	10	40
Human resource capacity development	Staff recruited	No. of staff recruited		-	-	20	11	10	5.5	10	5.5	5	3	25
		No. of employees compensated		49		69		79		89		94		0
		No of employee under performance management		49		69		79		89		94		0

Programme Name. 1. GENERAL ADMINISTRATION AND SUPPORT SERVICES															
Objective To improve work environment for enhanced service delivery.															
Outcome: Increased access to services across the county															
Sub Programme	Key Output	Key Performance Indicators	Linkages to SDG Targets *	Planned Targets and Indicative Budget (KSh. M)										Total	
				Year 1		Year 2		Year 3		Year 4		Year 5		Budget	
				Target	Cost	Target	Cost	Target	Cost	Target	Cost	Target	Cost	(KSh.	
														M)*	
	Enhanced staff training report	No. of staff trained				8	2	8	2	8	2	8	2	8	
	Staff promoted	No. of staff promoted				10	1	10	1	30	5	10	1	9	
	Use of goods and services	Goods and services purchased and used.												0	
Administrative services	Strategic plan 2023-2028 developed	No of strategic plans developed				-	-	1	5	-	-	-	-	5	
	Sectoral plan 2023-2033 developed	No of sectoral plans developed				-	-	1	10	-	-	-	-	10	
<b>Total cost</b>						<b>1</b>	<b>182</b>	<b>55</b>	<b>211</b>	<b>43.5</b>	<b>210</b>	<b>34.5</b>	<b>215</b>	<b>32</b>	<b>166</b>

**Programme Name: Environment Management and Protection**

**Objective: To ensure clean and secure environment**

**Outcome: Clean and Safe Environment**

Sub Program me	Key Output	Key Performance Indicators	Linka ges to SDG Targets*	Planned Targets and Indicative Budget (KSh. M)										Total Budget		
				Year 1	Year 2		Year 3		Year 4		Year 5		(KSh . M)*			
				Target	Cost	Target	Cost	Target	Cost	Target	Cost	Target		Cost		
Solid Waste Management Services	Solid waste transfer station constructed.	No of solid waste transfer stations constructed	SDG 6.2, SDG 6.3, SDG 3.9	8	8	10	10	10	10	10	10	10	10	10	48	
		No of waste disposal site (min 5 acres each) purchased and maintained	SDG 6.2, SDG 6.3, SDG 14.1, SDG 3.9	3	60	1	20	1	20	1	20	1	20	1	20	140
	Waste collection equipment purchased and maintained	No of waste collection skips purchased	SDG 6.2, SDG 6.3, SDG 14.1, SDG 3.9	-	-	40	16	80	32	80	32	80	32	80	112	
		No. of waste collection vehicles (tippers) purchased	SDG 6.2, SDG 6.3, SDG 14.1, SDG 3.9	-	-	2	20	3	30	3	30	3	30	3	30	110
		No. Of backhoes purchased	SDG 6.2, SDG 6.3, SDG 14.1	-	-	1	12	1	12	1	12	1	12	1	12	48
		No. of waste disposal sites rehabilitated/main tained	SDG 6.2, SDG 6.3, SDG 14.1, SDG 3.9	-	-	2	10	-	-	-	-	2	2	2	12	
		% increase in number of assorted waste handling equipments	SDG 6.2, SDG 6.3, SD	-	-	50	5	70	5	80	5	90	5	20		

Programme Name: Environment Management and Protection

Objective: To ensure clean and secure environment

Outcome: Clean and Safe Environment

Sub Programme	Key Output	Key Performance Indicators	Linkages to SDG Targets*	Planned Targets and Indicative Budget (KSh. M)										Total Budget	
				Year 1	Year 2		Year 3		Year 4		Year 5		(KSh. M)*		
				Target	Cost	Target	Cost	Target	Cost	Target	Cost	Target		Cost	
		No. of modern garbage compactor truck purchased	SDG 6.2, SDG 6.3, SDG 14.1, SDG 3.9	-	-	1	15								15
		No of feasibility studies conducted	SDG 6.2, SDG 6.3, SDG 14.1, SDG 3.9	1	5	1	5								10
		No of waste management facilities (waste-to-energy plant)	SDG 6.2, SDG 6.3, SDG 14.1, SDG 3.9	-	-	-	-	1	100	1	100	1	100		300
		No of modern incinerators established	SDG 6.2, SDG 6.3, SDG 14.1, SDG 3.9	-	-	1	50	1	50	-	-	-	-		100
		No. of waste segregation bins purchased	SDG 6.2, SDG 6.3, SDG 14.1, SDG 3.9	20	10	100	50	50	50	20	13	20	14		137

Programme Name: Environment Management and Protection

Objective: To ensure clean and secure environment

Outcome: Clean and Safe Environment

Sub Programme	Key Output	Key Performance Indicators	Linkages to SDG Targets*	Planned Targets and Indicative Budget (KSh. M)										Total Budget
				Year 1	Year 2		Year 3		Year 4		Year 5		(KSh. M)*	
				Target	Cost	Target	Cost	Target	Cost	Target	Cost	Target		Cost
		% Increase in solid waste management and personal protective (Assorted bags) equipment purchased	SDG 6.b, SDG 3.9 8.8	100	5	40	10	50	10	50	10	60	10	45
		No of sensitization and awareness campaigns on solid waste management best practices undertaken	SDG 3.3, 6.b, 12.3, 12.4, 12.5, 12.6, 12.8	8	4	40	8	40	8	40	8	40	8	36
		No of Youth/Women/PLWD groups contracted for market and town cleaning	SDG 5.1, 6.b, 1.3, 1.4, 6.b, 8.5	100	50	100	50	100	50	100	50	100	50	250
		No. of Solid Waste Management Regulations developed and implemented	SDG1.5, 12.C 6.2, 14.1, 6.b, 14.3, 8.3, 8.4	1	5	-	-	-	-	-	-	-	-	5
	Noise meters procured.	% reduction in number of noise pollution cases	SDG 8.3	70	1	8	0.4							1.4

Programme Name: Environment Management and Protection														
Objective: To ensure clean and secure environment														
Outcome: Clean and Safe Environment														
Sub Programme	Key Output	Key Performance Indicators	Linkages to SDG Targets*	Planned Targets and Indicative Budget (KSh. M)										Total Budget
				Year 1		Year 2		Year 3		Year 4		Year 5		
				Target	Cost	Target	Cost	Target	Cost	Target	Cost	Target	Cost	
		(Purchase of noise meters)												
	Noise reduction policy and legislations Formulated and implemented	No. of Noise reduction policy and legislations Formulated and implemented		1	5	1	5							10
	complaint Resolutions mechanisms established	No. of established complaint resolution mechanism established		4	0.5	4	0.55	4	0.55	4	0.55	4	0.55	2.7
	<b>Total cost</b>				<b>153.5</b>		<b>286.95</b>		<b>377.55</b>		<b>290.55</b>		<b>293.55</b>	<b>1402.1</b>

Programme Name: Climate Change Adaptation and Mitigation														
Objective: To reduce the impact of climate change in the county														
Outcome: Increased awareness and resilience to effects of climate change														
Sub Programme	Key Output	Key Performance Indicators	Linkages to SDG Targets*	Planned Targets and Indicative Budget (KSh. M)										Total Budget
				Year 1		Year 2		Year 3		Year 4		Year 5		
				Target	Cost	Target	Cost	Target	Cost	Target	Cost	Target	Cost	
Policy, Legal, Regulatory, and Institutional	Climate Change Unit established and operationalised	No of Climate Change legal frameworks Developed/ Reviewed and Implemented	SDG 13.1, 13.2, 13.3 13.a	2	5	3	6	3	6	3	6	3	6	29

**Programme Name:** Climate Change Adaptation and Mitigation

**Objective:** To reduce the impact of climate change in the county

**Outcome:** Increased awareness and resilience to effects of climate change

Sub Program me	Key Output	Key Performance Indicators	Linka ges to SDG Target s*	Planned Targets and Indicative Budget (KSh. M)										Total
				Year 1		Year 2		Year 3		Year 4		Year 5		Budg et
				Targ et	Co st	Targ et	Co st	Targ et	Co st	Targ et	Co st	Targ et	Co st	(KSh .
frameworks		% increase in implementation/r eview of climate change regulation	SDG 13.1, 13.2, 13.3 13.a	0	0	50	10	60	20	70	30	80	50	110
		No. of Climate Change Action Plan developed	SDG 13.a, 13.1, 13.2 11.b	1	3	1	5	0	0	0	0	0	0	8
		No. of Adaptation Plans developed and implemented	SDG 13.1, 13.2 13.a, 11.b	0	0	50	150	60	180	70	210	90	270	810
		No of Climate Change Policies Reviewed	13.1, 13.2 13.a	1	2	1	3	1	3	1	3	1	3	14
		No. of climate change guidelines developed	SDG 13.1, 13.2	1	2	1	3	2	5	2	5	2	5	20
		No. of sensitization meetings conducted on climate change guidelines	SDG 13.3, 13.b 12.2	40	5	40	5	40	5	40	5	40	5	25
		No of trainings conducted	SDG 13.2 13.3	4	3	4	3	4	3	4	3	4	3	15
		Climate change office equipment purchased	SDG 13.2 13.3	1	10	1	10	1	10	1	10	1	10	50
	Climate Change Actions mainstreamed in all county Departments	No of committees established and strengthened	SDG 13.3	42	5	43	14	43	14	43	14	43	14	61
		No of Climate change focal persons identified and capacity build	SDG 13.3	17	2	17	2	17	2	17	2	17	2	10

**Programme Name:** Climate Change Adaptation and Mitigation

**Objective:** To reduce the impact of climate change in the county

**Outcome:** Increased awareness and resilience to effects of climate change

Sub Programme	Key Output	Key Performance Indicators	Linkages to SDG Targets*	Planned Targets and Indicative Budget (KSh. M)										Total
				Year 1		Year 2		Year 3		Year 4		Year 5		Budget
				Targ et	Co st	Targ et	Co st	Targ et	Co st	Targ et	Co st	Targ et	Co st	(KSh .
														M)*
		No of county climate change committees established	SDG 13.3	4	5	4	5	4	5	4	5	4	5	25
	Climate change committees established	No of Ward Climate change committees established and strengthened	SDG 13.3	40	4	40	4	40	4	40	4	40	4	20
	County Assembly committee on Budget and Environment sensitized	No of sensitization meetings for the County Assembly Committee on Budget and Environment conducted	SDG 13.3	0	0	2	3	2	4	2	4	2	4	15
		No. of County Disaster and Risk Management Committees operationalized	SDG 13.3	1	1	1	1	1	1	1	1	1	1	5
	County Disaster Risk Management Committees established and operationalized	No. of capacity building meeting for the disaster and risk management committees conducted	SDG 13.1, 13.2, 13.3 13.a	0	0	8	8	8	8	8	8	8	10	34
	Inter-governmental committee on Climate Change operationalized	No. of Inter-governmental committee on Climate Change operationalized	SDG 13.3, 13.a	4	1	4	1	4	1	4	1	4	1	5
	TIPS implementation report	% of TIPS recommendations implemented	SDG 13.1	50	1	60	5	70	7	80	10	85	15	38
	Ward Climate Change Action Plans Developed/reviewed	No of Ward Climate Change Action Plans Developed/reviewed	SDG 13.1, 13.2, 13.a	11	1	40	4	40	2	40	2	40	2	11



Programme Name: Climate Change Adaptation and Mitigation														
Objective: To reduce the impact of climate change in the county														
Outcome: Increased awareness and resilience to effects of climate change														
Sub Program me	Key Output	Key Performance Indicators	Linka ges to SDG Target s*	Planned Targets and Indicative Budget (KSh. M)										Total
				Year 1		Year 2		Year 3		Year 4		Year 5		Budg et
				Targ et	Co st	Targ et	Co st	Targ et	Co st	Targ et	Co st	Targ et	Co st	(KSh .
Climate risk management	ward climate change Action plan implementation report	%increase in implementation of ward climate change Action plan	SDG 13.1, 13.2, 13.a	0	0	20	5	30	10	40	15	50	20	50
	ward climate change risk assessment reports	No. of ward climate change risk assessment reports submitted	13.1 13.a	15	1.5	15	1.5	15	1.5	15	1.5	20	2	8
	Climate Risk Vulnerability Studies conducted	County Climate Risk Vulnerability Studies conducted	SDG 13.1 13.2 3.d	1	4	1	5	0	0	0	0	0	0	9
	climate change response strategy developed	% development and implementation of climate change response strategy	SDG 13.1 15.1, 15.2, 15.3, 15.4 15.5	0	0	20	3	30	5	40	7	50	10	25
Climate change response strategy	Climate Change response strategy developed and implemented	No of Climate response strategy developed and reviewed		0	0	1	5	1	3	0	0	0	0	8
		No of Stakeholder collaboration in climate change interventions strengthened		1	1	10	10	10	10	10	10	10	10	41
		No of research targeting current climate change threats to key economic activities within the county		0	0	1	2	1	2	1	2	1	2	8
		No of drought mitigation interventions implemented		0	0	5	10	5	10	5	10	5	10	40

**Programme Name:** Climate Change Adaptation and Mitigation

**Objective:** To reduce the impact of climate change in the county

**Outcome:** Increased awareness and resilience to effects of climate change

Sub Programme	Key Output	Key Performance Indicators	Linkages to SDG Targets*	Planned Targets and Indicative Budget (KSh. M)										Total
				Year 1		Year 2		Year 3		Year 4		Year 5		Budget
				Targ et	Co st	Targ et	Co st	Targ et	Co st	Targ et	Co st	Targ et	Co st	(KSh .
		No of programs undertaken on livelihoods diversification		0	0	2	5	2	5	2	5	2	5	20
	Alternative renewable energy technologies promoted	No of alternative renewable energy technologies promoted		0	0	1	10	3	30	3	30	5	50	120
	climate smart villages established	%increase in establishment of climate smart villages	SDG 13.1 13.2 3.d	0	0	20	190	30	195	50	205	60	260	850
	Weather observers trained	No of trainings conducted for weather observers	SDG 13.3	4	1	4	1	4	1	4	1	4	1	5
Climate Information Services (CIS)	weather stations installed	No. of automatic weather stations installed	SDG 13.1, 13.3, 13.a	2	10	2	5	2	5	2	5	1	5	30
		No of participatory scenario planning conducted	SDG 13.1, 13.3	12	2	12	2	12	2	12	2	12	2	10
		No. of consultation meetings conducted on climate change	SDG 13.3	0	0	10	5	10	5	15	10	20	20	40
		No of CIS plans developed	SDG 13.3	1	1	1	1	1	1	1	1	1	1	1
<b>Total cost</b>					<b>70.5</b>		<b>502.5</b>		<b>565.5</b>		<b>627.5</b>		<b>808</b>	<b>2574</b>

Programme Name: Natural Resources Management and Forestry development															
Objective: To ensure sustainable use of natural resources and ecosystems management															
Outcome: Natural resources sustainably managed and ecosystems conserved															
Sub Programme	Key Output	Key Performance Indicators	Linkages to SDG Targets*	Planned Targets and Indicative Budget (KSh. M)										Total Budget	
				Year 1		Year 2		Year 3		Year 4		Year 5			(KSh. M)*
				Target	Cost	Target	Cost	Target	Cost	Target	Cost	Target	Cost		
County Greening Programme	Trees planted in government institutions	No. of seedlings planted in public institutions.	SDG 3.9 13.1, 14.1, 15.1 15.2	2	4	10	25	10	25	10	25	10	25	104	
	Agroforestry technologies adopted	No. of Agroforestry technologies adopted.	SDG 13.1, 14.1, 15.1 15.2, 15.3 15.5 6.6	0	0	5	3.5	7	5	8	6.5	10	8	23	
		No. Of special interest groups engaged in county greening programs	SDG 5.1, 15.1, 15.2, 15.3 15.4 6.6	0	0	100	25	120	30	120	30	120	30	115	
Urban forestry development services	Urban Forestry Master Plans developed and implemented	No. of recreational parks developed	SDG 11.3, 11.6	0	0	2	10	2	10	2	10	2	10	40	
		% increase in urban forestry cover	SDG 11.6 11.7	0	0	25	6	50	10	30	5	35	6	27	
		No. of Urban Forestry Master Plans developed and implemented	SDG 11.7	0	0	1	1	1	1	1	1	1	1	1	4
		Number of Forestry Development Strategies developed	SDG 11.7	0	0	1	2	1	2	0	0	0	0	0	4

Programme Name: Natural Resources Management and Forestry development														
Objective: To ensure sustainable use of natural resources and ecosystems management														
Outcome: Natural resources sustainably managed and ecosystems conserved														
Sub Programme	Key Output	Key Performance Indicators	Linkages to SDG Targets*	Planned Targets and Indicative Budget (KSh. M)										Total Budget
				Year 1		Year 2		Year 3		Year 4		Year 5		
				Target	Cost	Target	Cost	Target	Cost	Target	Cost	Target	Cost	
		No of streets beautified	SDG 11.7	0	0	10	10	10	10	10	10	10	10	40
Public-private partnership management practices	Public private partnerships management	No. of guidelines developed for sustained collaboration and networking	SDG 6.6	3	2	10	7	10	7	0	0	0	0	16
		No. Of sensitization workshops and capacity building fora conducted	SDG 6.6	0	0	40	12	40	12	40	12	40	12	48
Legal, institutional and policy framework	County specific laws and regulations formulated	No. of laws and regulations formulated and implemented	SDG 6.6	0	0	2	10	2	10	1	5	0	0	25
Forestry development services	County participatory forest management plans developed and implemented	No. Of county participatory forest management plans developed and implemented	SDG 6.6	0	0	10	10	15	15	20	20	0	0	45
	Carrying out county tree nurseries need assessment report	No. Of county tree nurseries need assessment conducted		0	0	1	5	1	5	1	5	1	5	20

Programme Name: Natural Resources Management and Forestry development														
Objective: To ensure sustainable use of natural resources and ecosystems management														
Outcome: Natural resources sustainably managed and ecosystems conserved														
Sub Programme	Key Output	Key Performance Indicators	Linkages to SDG Targets*	Planned Targets and Indicative Budget (KSh. M)										Total Budget
				Year 1		Year 2		Year 3		Year 4		Year 5		
				Target	Cost	Target	Cost	Target	Cost	Target	Cost	Target	Cost	
	County tree nurseries established and maintained	No. of tree nurseries established and maintained		1	1	10	10	20	20	20	20	20	20	71
	fragile and degraded ecosystems rehabilitated and re-afforested	Acreage of fragile and degraded ecosystems rehabilitated and re-afforested	SDG 6.6	50	5	100	10	200	20	300	30	500	50	115
	Tree planting in community and private land .	Acreage of community and private land planted with trees	15.4 15.3	50	5	100	10	150	15	150	15	120	12	57
	Agroforestry program launched and conducted	% increase in farmers adopting agroforestry practices		50	5	60	6	75	7	80	8	90	9	35
	County forests created and sustainably managed	% increase in county forests sustainably managed	15.1, 15.2, 15.3 6.6 15.5	40	10	50	10	50	15	50	20	60	25	80
Ecosystem conservation and management	County Forest Conservation Committee established and operationalized	No. Of CFCCs established and operationalized	15.1, 15.2, 15.3 6.6 15.5	0	0	1	2	1	2	1	2	1	2	8
	County forests established and gazetted	% increase in county forests established and gazetted		0	0	40	15	50	25	60	30	70	35	105

Programme Name: Natural Resources Management and Forestry development														
Objective: To ensure sustainable use of natural resources and ecosystems management														
Outcome: Natural resources sustainably managed and ecosystems conserved														
Sub Programme	Key Output	Key Performance Indicators	Linkages to SDG Targets*	Planned Targets and Indicative Budget (KSh. M)										Total Budget
				Year 1		Year 2		Year 3		Year 4		Year 5		
				Target	Cost	Target	Cost	Target	Cost	Target	Cost	Target	Cost	
	Forests demonstration sites developed and maintained	No. of forest demo sites developed and maintained		1	1	8	8	15	15	15	15	15	15	54
	Nature-based enterprises developed within county forests	No. of nature-based enterprises developed within county forests		0	0	10	20	20	40	20	40	20	40	140
	Land for forests identified, set a part or leased	Ha of land identified, set apart or leased		50	20	50	20	50	20	50	20	100	40	120
	Partner liaison developed and implemented	% Increase in number of engagement activities with partners from agencies and stakeholders		50	2	60	4	70	4	80	4	90	4	18
Forestry extension services	Forestry extension services administrative structures established	No. Of forestry extension administrative structures established		0	0	8	4	8	4	8	4	0	0	12
		% increase in number of forest extension services		0	0	40	5	60	10	70	12	80	14	41

Programme Name: Natural Resources Management and Forestry development

Objective: To ensure sustainable use of natural resources and ecosystems management

Outcome: Natural resources sustainably managed and ecosystems conserved

Sub Programme	Key Output	Key Performance Indicators	Linkages to SDG Targets*	Planned Targets and Indicative Budget (KSh. M)										Total Budget
				Year 1		Year 2		Year 3		Year 4		Year 5		
				Target	Cost	Target	Cost	Target	Cost	Target	Cost	Target	Cost	
		Public sensitization fora conducted		0	0	8	4	15	6	30	12	40	15	37
	Operation guidelines within private farms, county forests and community lands developed and implemented	Strategic licenses, licensing framework developed		0	0	3	5	6	10	6	10	6	10	35
	Intra-county forestry conflict resolution mechanisms developed	% Increase in conflict resolution mechanisms on forestry conflicts		50	1	50	1	50	1	50	1	50	1	5
	Charcoal industry developed and legislated	No. Of legislations, policies developed and stakeholder engagement fora conducted		2	1	3	3	3	3	3	3	3	3	13

Programme Name: Natural Resources Management and Forestry development														
Objective: To ensure sustainable use of natural resources and ecosystems management														
Outcome: Natural resources sustainably managed and ecosystems conserved														
Sub Programme	Key Output	Key Performance Indicators	Linkages to SDG Targets*	Planned Targets and Indicative Budget (KSh. M)										Total Budget
				Year 1		Year 2		Year 3		Year 4		Year 5		
				Target	Cost	Target	Cost	Target	Cost	Target	Cost	Target	Cost	
		% increase in no. stakeholders engaged in Natural Resource Management		30	1	30	1	30	1	30	1	30	1	5
		%increase in no. of forestry extension services offered		25	1	45	1.5	60	1.5	65	2	80	2.5	8.5
Ecosystem conservation and management (WRM)	Sustainably protected conserved and managed surface water resources	% increase in water resources protected, conserved and managed		40	2.5	50	3	60	3.5	70	4	80	4.5	17.5
	Catchment areas restored and protected	% increase in no. of catchment areas restored and managed		40	2	50	3	60	3	70	4	80	5	17
	Appropriate alternative livelihoods promoted to ease pressure on the local resource base	Increase in % of alternative livelihoods promoted		40	1	50	2	60	2	70	3	80	3	11
	Water safety plans developed	No of water safety plans developed		0	0	5	2	10	4	10	4	10	4	14
	water safety trainings	No.of trainings on water safety		0	0	5	2	10	4	10	4	10	4	14



Programme Name: Natural Resources Management and Forestry development														
Objective: To ensure sustainable use of natural resources and ecosystems management														
Outcome: Natural resources sustainably managed and ecosystems conserved														
Sub Programme	Key Output	Key Performance Indicators	Linkages to SDG Targets*	Planned Targets and Indicative Budget (KSh. M)										Total Budget
				Year 1		Year 2		Year 3		Year 4		Year 5		
				Target	Cost	Target	Cost	Target	Cost	Target	Cost	Target	Cost	
	WRUAs trained and capacity built on WRM	No of capacity building sessions conducted on WRM		0	0	5	4	10	8	10	8	5	4	24
Artisanal mining and quarry services	database on sand/quarry harvesting established Value addition on mineral resources safe mining practices	County database on sand/quarry harvesting established.		40	1	50	1.5	60	2	70	2.5	80	3	10
		% increase in no of value addition technologies in mineral processing		0	0	60	20	70	30	80	40	90	50	140
		% increase in no. of Environmental Audit reports from leaching plant operators		50	0.5	70	1	80	1.2	90	1.5	95	1.8	6
		% increase in public-private partnership		40	5	50	6	60	8	70	10	80	12	41
		% decrease in incidences of soil and water pollution as a result of leaching operations		50	0.5	55	0.5	60	1	80	1	90	1	4

Programme Name: Natural Resources Management and Forestry development

Objective: To ensure sustainable use of natural resources and ecosystems management

Outcome: Natural resources sustainably managed and ecosystems conserved

Sub Programme	Key Output	Key Performance Indicators	Linkages to SDG Targets*	Planned Targets and Indicative Budget (KSh. M)										Total Budget
				Year 1		Year 2		Year 3		Year 4		Year 5		
				Target	Cost	Target	Cost	Target	Cost	Target	Cost	Target	Cost	
		Number of artisanal miners trained on safe mining practices		50	5	65	8	70	10	80	12	90	12	47
		Percentage increase in assorted safety equipment provided to the artisanal miners		30	5	50	5	60	5	80	7	90	7	29
		% increase in mineral value addition		0	0	50	5	60	6	60	6	60	6	23
Sand harvesting services	Rehabilitation of sand harvesting sites	No of sand harvesting sites rehabilitated		0	0	5	3	10	6	10	6	10	6	21
	Sand harvesting committees capacity building	No of capacity building sessions for sand harvesting committees		0	0	5	3	5	3	5	3	5	3	12
	Sand harvesting legislation developed/reviewed	No of sand harvesting legislation developed and reviewed		0	0	3	10	3	10	0	0	0	0	20
	Establishment of complaint resolution mechanisms	% increase in number of complaints handled		0	0	40	1	50	1.5	60	1.5	70	2	6

**Programme Name: Natural Resources Management and Forestry development**

**Objective: To ensure sustainable use of natural resources and ecosystems management**

**Outcome: Natural resources sustainably managed and ecosystems conserved**

Sub Programme	Key Output	Key Performance Indicators	Linkages to SDG Targets*	Planned Targets and Indicative Budget (KSh. M)										Total Budget
				Year 1		Year 2		Year 3		Year 4		Year 5		
				Targ et	Co st	Targ et	Co st	Targ et	Co st	Targ et	Co st	Targ et	Co st	
Environmental conservation and management services	Disused mining sites sustainably restored	% Hectors of disused mines restored		0	0	20	10	30	13	40	15	50	20	58
Research services	Updated data bank	No of reports showing key findings		4	2.5	4	2.5	4	2.5	4	2.5	4	2.5	12.5
<b>TOTAL COST</b>					<b>84</b>		<b>358.5</b>		<b>485.2</b>		<b>513.5</b>		<b>556.3</b>	<b>1997.5</b>

**Programme Name: Disaster Management Services**

**Objective: To minimise loss of property and human life**

**Outcome: Increased public safety**

Sub Programme	Key Output	Key Performance Indicators	Linkages to SDG Targets*	Planned Targets and Indicative Budget (KSh. M)										Total Budget
				Year 1		Year 2		Year 3		Year 4		Year 5		
				Targ et	Co st	Targ et	Co st	Targ et	Co st	Targ et	Co st	Targ et	Co st	
Disaster Preparedness and response services	disaster policy developed	No of disaster policy developed	SDG 13.a	0	0	1	5	0	0	0	0	0	0	5
			11.5											
	disaster-prone areas mapped	No of disaster-prone areas mapped	SDG 13. A	1	1	1	3	1	3	1	3	1	3	13
disaster risk reduction strategy identified	No of disaster risk reduction strategies	SDG 13.a, 13.3	1	2	1	5	0	0	0	0	0	0	7	

Programme Name: Disaster Management Services														
Objective: To minimise loss of property and human life														
Outcome: Increased public safety														
Sub Program me	Key Output	Key Performan ce Indicators	Linka ges to SDG Targets*	Planned Targets and Indicative Budget (KSh. M)										Total
				Year 1		Year 2		Year 3		Year 4		Year 5		Bud get
				Targ et	Co st	Targ et	Co st	Targ et	Co st	Targ et	Co st	Targ et	Co st	(KSh. M)*
	and adopted	identified and adopted	11.5											
	Disaster Kitty established and operationalized	% of the county budget allocated for disaster management	SDG 13.a, 13.3	0	0	0.5	45	1	90	1	90	1	90	315
			11											
	public-private investments on disaster risk reduction	% increase in public-private investments on disaster risk reduction	SDG 13.1, 13.a	50	2	55	2	65	2.5	75	3	85	3	12.5
	multi-hazard early warning mechanisms established	% increase in multi-hazard early warning mechanisms established	SDG 3.d	40	2	50	2	55	3	65	3	75	3	13
			11.5											
	Training report for workforce and voluntary workers on disaster response	% increase in workforce and voluntary workers trained on disaster response	SDG 13.3	30	2	45	3	55	3	60	4	75	5	17
Fire response services	proposed fire response interventions implemented	% increase in Implementation levels on proposed fire response interventions	SDG 13.1	30	2M	45	2M	65	3	70	3	85	4	14
			11.5											
	fire engines purchased	No. of fire engines purchased	SDG 13.1	2	120	2	120	2	120	2	120	0	0	480
			11.5											

Programme Name: Disaster Management Services														
Objective: To minimise loss of property and human life														
Outcome: Increased public safety														
Sub Programme	Key Output	Key Performance Indicators	Linkages to SDG Targets*	Planned Targets and Indicative Budget (KSh. M)										Total Budget
				Year 1		Year 2		Year 3		Year 4		Year 5		
				Target	Cost	Target	Cost	Target	Cost	Target	Cost	Target	Cost	
	Personal protective equipment acquired	No. of personal protective equipment acquired	SDG 13.1	0	0	8	2.4	8	2.4	0	0	8	2.4	7.2
			11.5											
	Toll free number acquired	Toll free number acquired		0	0	1	0.1	0	0	0	0	0	0	0.1
	command vehicles for disaster response purchased	No. Of command vehicles for disaster response purchased		0	0	1	7	1	7	0	0	0	0	14
	Ultra-modern fire station constructed	No. Of Ultra-modern fire station constructed	SDG 13.1	0	0	1	137	45%	245	15%	82	15%	81	545
			11.5											
	water hydrants installed	No. of water hydrants installed		0	0	3	9	3	9	3	9	3	9	36
Disaster Preparedness	EDE Action Plan implemented	% increase in Implementation of EDE Action Plan	SDG 13.1, 13.3, 13.a	20	2	30	5	40	7	60	10	80	15	39
			11.5											
	dykes constructed	Km of dykes constructed	SDG 13.1	2	10	5	25	10	30	0	0	0	0	65
			11.5											
Disaster policy services	Efficient and effective disaster response	% of emergency cases responded to	SDG 13.1, 13.2	0	0	40	10	55	15	65	20	76	30	75
			13.1,											
			13.2											
	disaster committees constituted and trained	No of disaster committees constituted and trained	SDG 13.1, 13.2	0	0	40	20	40	20	40	20	40	20	80
			13.1,											
			13.2											

Programme Name: Disaster Management Services														
Objective: To minimise loss of property and human life														
Outcome: Increased public safety														
Sub Programme	Key Output	Key Performance Indicators	Linkages to SDG Targets*	Planned Targets and Indicative Budget (KSh. M)										Total
				Year 1		Year 2		Year 3		Year 4		Year 5		Budget
				Target	Cost	Target	Cost	Target	Cost	Target	Cost	Target	Cost	(KSh. M)*
	M&E Reports prepared and shared with the sectors	No of M&E activities conducted on projects and programs.	SDG 13.1	4	2	4	3	5	5	7	7	8	10	27
			11.5											
		% increase in absorption of allocated resources	SDG 13.1	80	2	85	3	90	4	93	5	95	6	20
			11.5											
	M&E Reports prepared and shared with the sectors	Number of M&E reports prepared and shared with the sectors	SDG 13.1	4	2	4	2	4	2	4	2	4	2	10
			11.5											
Environmental compliance	EIA reports	No. of site visits and review reports submitted	SDG 13.1	100	1	100	1.5	100	1.5	100	1.5	120	2	7.5
			11.5											
		No of screening meetings conducted	SDG 13.1	4	2	4	2	4	2	4	2	4	2	10
			11.5											
		No of noise legislations enacted	SDG 13.1	1	4	0	0	0	0	0	0	0	0	4
			11.5											
			SDG 13.1	0	0	40	2	50	3	55	4	65	5	14
	11.5													
		Number of complaint registers and reports	SDG 13.1 11.5	4	0.5	4	0.8	5	1	5	1	5	1	4.3
		% reduction in number of noise pollution cases	SDG 13.1 11.5	70	0.25	80	0.5	85	0.7	90	1	95	1.2	3.65

Programme Name: Disaster Management Services														
Objective: To minimise loss of property and human life														
Outcome: Increased public safety														
Sub Programme	Key Output	Key Performance Indicators	Linkages to SDG Targets*	Planned Targets and Indicative Budget (KSh. M)										Total
				Year 1		Year 2		Year 3		Year 4		Year 5		Budget
				Target	Cost	Target	Cost	Target	Cost	Target	Cost	Target	Cost	(KSh.
														M)*
		% reduction in fire incidences due to fire compliance	SDG 13.1 11.5	70	0.25	80	0.5	85	1	90	1.2	95	1.5	4.45
<b>TOTAL COST</b>					<b>205</b>		<b>475.8</b>		<b>650.1</b>		<b>461.7</b>		<b>376.1</b>	<b>2168.7</b>

DRAFT

#### 4.5 EDUCATION, GENDER INCLUSIVITY, SOCIAL SERVICES, YOUTH AND SPORTS

The sector will coordinate the provision of quality pre-primary education and vocational education training, development of sports talents, promotion of cultural diversity as well as entrepreneurial intervention for youth, women and Persons with Disabilities (PWDs). This will be achieved through recruitment of instructors and ECDE teachers, construction and equipping of ECDE centres, establishment of ECDE school feeding programme, provision of bursaries and scholarships to needy and vulnerable students, provision of VETCs infrastructure and equipment, construction of a modern County Stadium, conducting and hosting Paralympic games and inter-county sports, conducting County cultural festivals, Construction and equipping of youth resource empowerment Centre’s, creation of e-platforms for youth empowerment.

##### 4.5.1 Sector Composition

The sector comprises two subsectors namely:

- i) Education, Youth and Sports
- ii) Gender inclusivity, culture and social services

**4.5.2 Vision:** Leading in Educational Excellence, Socio-cultural and economic development for sustainable growth in Migori County.

**4.5.3 Mission:** To promote and co-ordinate education, diverse cultures, sports, youth, Social and gender issues for all in Migori County

##### 4.5.4 Sector Goal(s):

To promote a cohesive and progressive society through provision of quality education, harnessing of sport talent, preservation of culture and development of youth enterprise.

##### 4.4.5. Sector Priorities and Strategies:

Sector Priorities	Strategies
Increase access to early childhood education.	<ol style="list-style-type: none"> <li>i. Strengthen staffing levels.</li> <li>ii. Investing in infrastructure and learning materials.</li> <li>iii. Support retention and transition.</li> <li>iv. Enhance good governance and quality assurance.</li> <li>v. Enhance digital literacy.</li> </ol>
Increase access to technical training	<ol style="list-style-type: none"> <li>i. Strengthen staffing levels.</li> <li>ii. Investing in infrastructure.</li> <li>iii. Enhance good governance and quality assurance.</li> <li>iv. Enhance digital literacy. Investing in equipment and training materials.</li> <li>v. Promote youth apprenticeship and employment opportunities</li> </ol>
Improve quality of childcare services.	<ol style="list-style-type: none"> <li>i. Enhance safety and protection for the vulnerable children.</li> <li>ii. Enhance the legal and regulatory framework for child protection.</li> <li>iii. Investing in facilities for childcare and early learning.</li> <li>iv. Strengthening parental education and support for responsive caregiving.</li> </ol>
Increase identification, nurturing and recognition of youth talent.	<ol style="list-style-type: none"> <li>i. Investing in sport, art, and talent management.</li> <li>ii. Provide enabling legal and regulatory framework</li> </ol>
Increase cultural heritage knowledge, appreciation and conservation for posterity.	<ol style="list-style-type: none"> <li>i. Support culture preservation groups.</li> <li>ii. Preserve the cultural sites and artefacts</li> <li>iii. Increase access to knowledge about indigenous culture</li> </ol>
Increase opportunity for economic participation by women, youth, and people with disability	<ol style="list-style-type: none"> <li>i. Economic empowerment for women, youth and people living with disabilities.</li> </ol>



Sector Priorities	Strategies
	ii. Mainstream participation of youth, women and people with disabilities in government programmes.
Enhance participation and inclusion of the vulnerable persons in community development.	i. Economic empowerment of vulnerable groups. ii. Establish conducive legal and regulatory framework targeting the welfare of vulnerable persons iii. Investing in gender responsive education system, equitable access to education and life skills. iv. Strengthen child protection systems to protect young children against harmful practices. v. Enhancement of equitable access to water, sanitation, and hygiene system. vi. Enhance social welfare and protection system and poverty reduction. vii. Gender analyses, programmatic monitoring, data, research and evidence to support gender equality and results

#### 4.4.6 Sector Programmes

Programme Name. 1. General Administration and Support Services															
Objective To improve work environment and service delivery.															
Outcome: Increased access to services across the county															
Sub Programme	Key Output	Key Performance Indicators	Linkages to SDG Targets*	Planned Targets and Indicative Budget (KSh. M)										Total Budget	
				Year 1		Year 2		Year 3		Year 4		Year 5		(KSh. M)*	
				Target	Cost	Target	Cost	Target	Cost	Target	Cost	Target	Cost	Total	
General administration	Strategic plan developed	No. of strategic plans prepared	SDG 4.1-7	1	5	1	5	1	5	1	5	1	5	25	
	Policies and bills developed and reviewed	No. of policies developed and reviewed	SDG 4.1-7	2	16	2	16	2	16	2	16	2	16	80.00	
	Baseline survey conducted.	No. of baseline surveys conducted	SDG 4.1-7	1	5	1	5	1	5	1	5	1	5	25	
	Compensation of employees	No. of employees compensated			790	20	940	25	1040	40					85
					10	5	150	75	100	50					120
					667	15	817	20	917	25					60
					70	20	53	30	70	40					90
				700	30	940	50	1040	60					140	
performance management	no. of employees under performance			790	35	940	50	1040	60					145	

Programme Name. 1. General Administration and Support Services														
Objective To improve work environment and service delivery.														
Outcome: Increased access to services across the county														
Sub Programme	Key Output	Key Performance Indicators	Linkages to SDG Targets*	Planned Targets and Indicative Budget (KSh. M)										Total Budget (KSh. M)*
				Year 1		Year 2		Year 3		Year 4		Year 5		
				Target	Cost	Target	Cost	Target	Cost	Target	Cost	Target	Cost	
		management												
	use of goods and services	goods and services procured		100	70	100	70	100	70	100	70			280
	sectorial plan developed	sectorial plan developed		3	3	3	3	3	3	3	3			12
	TVETs Instructors recruited	No. of TVETs instructors recruited		20	1.5	20	1.5	20	1.5	20	1.5			6
	ECDE teachers recruited	No. of ECDE teachers recruited		40	2	30	1.5	20	1	10	0.5			5
Education support services	Students supported by the bursary fund	No. of students receiving Bursaries	SDG 4.b	50,000	200	60,000	300	70,000	400	80,000	500	100,000	800	2,200
	Students awarded scholarships	No. of students benefiting from scholarships	SDG 4.b	200	100	300	150	300	400	300	400	300	400	1,450
	Learners Enrolled and retained	No. of learners enrolled and supported	SDG 4.2	1.2	500	1.5	600	1.5	600	2	800	2	800	3,300
	Education dialogues held	No. of education dialogues done	SDG 4.7	1	5	2	10	8	40	8	40	8	40	55
<b>TOTAL COST</b>														<b>8,078</b>

Programme 2 Name: Early Childhood Development Education Services														
Objective: Increase access to early childhood development and education services														
Outcome: Increased access to early childhood development and education														
Sub Programme	Key Output	Key Performance Indicators	Linkages to SDG Targets*	Planned Targets and Indicative Budget (KSh. M)										Total Budget (KSh. M)*
				Year 1		Year 2		Year 3		Year 4		Year 5		
				Target	Cost	Target	Cost	Target	Cost	Target	Cost	Target	Cost	
Infrastructure development	ECDE centres built and equipped	No of ECDE centres build and equipped	SDG 4.a	120	360	120	360	120	360	120	360	120	360	1,800

Programme 2 Name: Early Childhood Development Education Services														
Objective: Increase access to early childhood development and education services														
Outcome: Increased access to early childhood development and education														
Sub	Key	Key	Linkages	Planned Targets and Indicative Budget (KSh. M)										Total
Programme	Output	Performance	to SDG	Year 1		Year 2		Year 3		Year 4		Year 5		Budget
		Indicators	Target s*	Target	Co st	Target	Co st	Target	Co st	Target	Co st	Target	Co st	(KSh. M)*
Quality assurance and standards services	Instructional Materials procured	No of Instructional material procured	SDG 4.6	640	150	640	150	640	150	640	150	640	150	750
	Equipment procured	No. of play equipment procured	SDG 4.a	Assorted	20	Assorted	20	Assorted	20	Assorted	20	Assorted	20	100
	Assessment report	No. of schools assessed	SDG 4.6	16	4.8.	16	4.8	16	4.8	16	4.8	16	4.8	24
	Inspection report	No. of schools inspected	SDG 4.6	16	4.8.	16	4.8	16	4.8	16	4.8	16	4.8	24
	Teachers trained	No. of teachers trained on curriculum change	SDG 4.c	800	5.6	800	5.6	800	5.6	800	5.6	800	5.6	28
	Instructors trained	No. of instructors trained	SDG 4.c	95	5	200	10	200	10	200	10	200	10	55
	School feeding programme established	No. of pupils benefiting from the feeding programme	SDG 2.2	100	300	100	300	100	300	100	300	100	300	1500
	School uniform procured	No. of pupils benefiting from the school uniform		400	10	400	10	400	10	400	10	400	10	500
ECDE co-curriculum development	ECDE co-curriculum activities set	No. of pupils participating in co-curriculum activities	SDG 4.7	10,000	5	40,000	10	50,000	20	80,000	50	80,000	50	135
	Tablets procured	No. of Tablets procured	SDG 4.4	80,000	96	80,000	48	80,000	48	80,000	48	80,000	48	288
	Learners exposed to ICT	No. of Learners exposed to ICT	SDG 4.4	100,000	100	100,000	100	100,000	100	100,000	100	100,000	100	500
<b>TOTAL COST</b>														<b>5,704</b>

Programme 3 Name: Child Care Services														
Objective: To promote child welfare and protection														
Outcome: Increased access to child welfare and protection services														
Sub Programme	Key Output	Key Performance Indicators	Linkages to SDG Targets *	Planned Targets and Indicative Budget (KSh. M)										Total
				Year 1		Year 2		Year 3		Year 4		Year 5		Budget
				Target	Cost	Target	Cost	Target	Cost	Target	Cost	Target	Cost	(KSh.
				t	t	t	t	t	t	t	t	t	t	M)*
Child infrastructure development	Childcare facilities	Number of childcare facilities mapped and established	SDG 16.2	4	100	4	100	4	100	4	100	4	100	500
	Childcare protection units constructed and equipped	No. of Child protection units constructed and equipped	SDG 16.2	4	20	4	20	4	20	4	20	4	20	100
	Child rescue centres constructed	No. of children rescue centres constructed	SDG 16.2	1	20	1	20	1	20	1	20	1	20	100
Child protection responsive services	Child protection report	Number of cases of child protection reported and mitigated	SDG 16.2	3000	2	4000	3	5000	4	6000	5	7000	6	20
	Inspection report	No. of Children institutions mapped and inspected	SDG 16.2	10	1	15	1	20	2	25	2	30	3	9
	Orphans and vulnerable children supported	No. of CT-OVC households supported with regular cash transfer	SDG 1.2	200	240	200	240	200	240	200	240	200	240	1,200
	Children supported	No. of children nurtured and cared	SDG 16.2	80,000	20	80,000	20	80,000	20	80,000	20	80,000	20	100
	Children celebration days organized.	No of Children Day celebrations organized and marked	SDG 16.7	2	1	2	1	2	1	2	1	2	1	5
	Children Assembly conferences held	No. of children Who participated in children Assembly forums	SDG 16.7	1	1	1	1	1	1	1	1	1	1	5
	Child welfare and protection	No. of child welfare and protection	SDG 16.7	8	2	8	2	8	2	8	2	8	2	10

Programme 3 Name: Child Care Services														
Objective: To promote child welfare and protection														
Outcome: Increased access to child welfare and protection services														
Sub Programme	Key Output	Key Performance Indicators	Linkages to SDG Targets*	Planned Targets and Indicative Budget (KSh. M)										Total Budget (KSh. M)*
				Year 1		Year 2		Year 3		Year 4		Year 5		
				Target	Cost	Target	Cost	Target	Cost	Target	Cost	Target	Cost	
	protection events	events organised												
Parental education and responsive caregiving support services	Formative assessment on parenting strategies conducted	No of assessments conducted		1	2	1	2	1	2	1	2	2	0	10
	Child welfare committees and CHVs trained on positive parenting	No. of Child welfare committees and CHVs trained on positive parenting		200	5	200	5	300	6	300	6	300	6	46
	Caregivers trained on positive parenting	No of Caregivers trained on positive parenting		5000	10	5000	10	2000	5	2000	5	2000	5	35
<b>TOTAL COST</b>														<b>2,140</b>

Programme 4 Name: Technical Vocational Education and Training														
Objective; To enhance access to technical training.														
Outcome: Increased access to technical training														
Sub Programme	Key Output	Key Performance Indicators	Linkages to SDG Targets*	Planned Targets and Indicative Budget (KSh. M)										Total Budget (KSh. M)*
				Year 1		Year 2		Year 3		Year 4		Year 5		
				Target	Cost	Target	Cost	Target	Cost	Target	Cost	Target	Cost	
Infrastructure Development	Capacity gaps assessment conducted	No of assessment conducted		1	2	1	2	1	2	1	2	1	2	10
	VETCs rehabilitated	No of VETCs improved	SDG 4.3	23	50	30	100	30	100	30	100	30	100	550
	Establishment of new VETC	No. of new VETC established	SDG 4.3	4	100	4	100	4	100	4	100	4	100	500
	lecture hall constructed	No.of lecture hall		4	40	4	40	4	40	4	40	4	40	200
	Workshops and administration constructed	no. of workshops administration constructed		8	96	8	96	8	96	8	96	8	96	480
	Hostels constructed	No. of hostels constructed		10	50	10	50	10	50	10	50	9	50	250

Programme 4 Name: Technical Vocational Education and Training														
Objective; To enhance access to technical training.														
Outcome: Increased access to technical training														
Sub Programme	Key Output	Key Performance Indicators	Linkages to SDG Targets*	Planned Targets and Indicative Budget (KSh. M)										Total Budget (KSh. M)*
				Year 1		Year 2		Year 3		Year 4		Year 5		
				Target	Cost	Target	Cost	Target	Cost	Target	Cost	Target	Cost	
	Computer lab constructed	No. computer lab constructed		-	-	5	25	5	25	5	25	5	25	200
	Model VETCs established	No of model VETCs	SDG 4.3	2	200	3	300	3	300	3	300	3	300	800
	VETCs Graduations held	No. of youths graduating from VETC	SDG 4.4	800	50	800	50	800	50	800	50	800	50	250
	Equipped VETCs	No. of VETCs equipped	SDG 4.3	30	50	30	50	30	50	30	50	30	50	250
	Innovation youth registration structures established	County database on youth innovations		2	1	2	1	3	1.5	3	1.5	4	2	7
	Electronic VETC retention management system set up	Online retention management system		8	8	8	8	8	10	5	7.5	5	7.5	49
	VETCs employer stakeholders forum created	No. of partners involved		2	3	2	3	3	6	3	6	3	6	24
	Electronic VETCs monitoring information management system set up	Online monitoring and information management system		5	10	5	10	5	12	5	12	5	12	56
	Partners engaged in Youths empowerment	No. of partners engaged on development of youth	SDG 4.2	50	10	50	10	50	10	50	10	50	10	100
	Instructors training report	No. of instructors trained	SDG 4.c	95	5	200	10	200	10	200	10	200	10	55
Curriculum Development	Tablets procured	No. of Tablets procured	SDG 4.4	200,000	50	200,000	60	200,000	60	200,000	60	200,000	60	290
	Students trained on ICT	No. of TVECs Students trained on ICT	SDG 4.4	100,000	100	100,000	100	100,000	100	100,000	100	100,000	100	500
Youth Home	Home craft centres	No. of Home craft	SDG 8.6	8	5	8	5	8	5	8	5	8	5	25

Programme 4 Name: Technical Vocational Education and Training														
Objective; To enhance access to technical training.														
Outcome: Increased access to technical training														
Sub Programme	Key Output	Key Performance Indicators	Linkages to SDG Targets*	Planned Targets and Indicative Budget (KSh. M)										Total
				Year 1		Year 2		Year 3		Year 4		Year 5		Budget
				Target	Cost	Target	Cost	Target	Cost	Target	Cost	Target	Cost	(KSh.
														M)*
Craft Centres and Enterprise Services	mapped and established	centres mapped and established												
	Home craft supported	No. of home craft skill supported/ developed	SDG 8.6		20	8	20	8	20	8	20	8	20	100
	Market mapped	No. of home craft labour markets mapped	SDG 8.6	8	10	8	10	8	10	8	10	8	10	50
	Exhibitions held	No. of home craft works exhibitions organized	SDG 8.6	8	30	8	30	8	30	8	30	8	30	150
	Sensitization meetings on drug awareness	No. of Sensitization meetings on drug awareness held		4	2	4	2	4	2	4	2	4	2	10
<b>TOTAL COST</b>														<b>4906</b>

Programme 5: Sports Development														
Objective: To promote talents and sports development														
Outcome: Increased identification, nurturing and recognition of youth talent.														
Sub Programme	Key Output	Key Performance Indicators	Linkages to SDG Targets*	Planned Targets and Indicative Budget (KSh. M)										Total
				Year 1		Year 2		Year 3		Year 4		Year 5		Budget
				Target	Cost	Target	Cost	Target	Cost	Target	Cost	Target	Cost	(KSh.
														M)*
Sports Development Services	Ward play fields acquired and protected	Number of Ward play fields acquired and protected	SDG 8.6	10	50	10	50	10	50	10	50	10	50	250
	Refurbished and improved sub-county stadia	Number of sub county stadia refurbished and improved	SDG 8.6	2	50	2	50	2	50	2	50			200
	Standard stadia	Number of stadia constructed to international standard	SDG 8.6	1	600	1	600	1	600	1	600	1	600	3000

Programme 5: Sports Development														
Objective: To promote talents and sports development														
Outcome: Increased identification, nurturing and recognition of youth talent.														
Sub Programme	Key Output	Key Performance Indicators	Linkages to SDG Targets*	Planned Targets and Indicative Budget (KSh. M)										Total
				Year 1		Year 2		Year 3		Year 4		Year 5		Budget
				Target	Cost	Target	Cost	Target	Cost	Target	Cost	Target	Cost	(KSh. M)*
	Sports equipment procured	No. of sports equipment procured	SDG 8.6	50	60	60	65	70	70	80	90	90	95	380
	Social hall constructed	No of social halls constructed		1	10	1	10	1	10	1	10	1	10	50
Talent development Services	Ward Sports tournaments	Number of ward tournaments	SDG 8.6	40	10	40	10	40	10	40	10	40	10	100
	Sub county tournaments	Number of sub county tournaments held	SDG 8.6	12	5	12	5	12	5	12	5	12	5	25
	County tournaments	Number of county tournaments held	SDG 8.6	10	30	12	36	15	45	15	45	15	45	201
	Track and field organized	Number of Track and field events organised.	SDG 8.6	3	6	3	6	4	8	3	6	3	6	32
	Cross County athletics	Number of Cross County Athletics held	SDG 8.6	3	6	3	6	3	6	4	8	3	6	32
	Road races	Number of Road races held	SDG 8.6	2	6	2	6	2	6	2	6	2	6	30
	Balls distributed	Number of balls Issued to community clubs.	SDG 8.6	5000	25	5000	25	5000	25	5000	25	5000	25	125
	Sets of uniforms issued	Number of Sets of uniforms issued to teams/clubs.	SDG 8.6	200	40	200	40	200	40	200	40	200	40	200
	Regional and national teams formed	County teams entered in regional and national championships.	SDG 8.6	15	45	15	45	20	60	20	60	20	60	270



Programme 5: Sports Development														
Objective: To promote talents and sports development														
Outcome: Increased identification, nurturing and recognition of youth talent.														
Sub Programme	Key Output	Key Performance Indicators	Linkages to SDG Targets*	Planned Targets and Indicative Budget (KSh. M)										Total
				Year 1		Year 2		Year 3		Year 4		Year 5		Budget
				Target	Cost	Target	Cost	Target	Cost	Target	Cost	Target	Cost	(KSh. M)*
	Teams sponsored for KICOSCA games.	Number of teams sponsored for KICOSCA games.	SDG 8.6	12	10	15	12	16	17	18	20	20	22	71
	Teams sponsored for KYISA games.	Number of teams sponsored for KYISA games.	SDG 8.6	8	10	8	10	10	12	10	12	12	15	59
	Sports management funds	Amount received	SDG 8.6	10	15	20	25	25	25	30	30	30	30	125
	Talents developed	Number of specialised training to be conducted	SDG 8.6	12	5	16	8	20	10	25	15	30	20	58
	Trained coaches	Number of coaches trained.	SDG 8.6	120	24	160	32	200	40	200	40	200	40	176
	Trained referees	Number of referees trained.	SDG 8.6	120	24	160	32	200	40	200	40	200	40	176
	Professional club players	Number of players selected to join professional clubs	SDG 8.6	20	2	30	3	40	4	40	4	50	5	18
	Promoted Paralympic games	Number of tournaments for PWD's held.	SDG 8.6	4	6	6	9	6	9	8	12	10	15	51
	Team bus	Purchase of a team bus	SDG 8.6	1	10	0	0	0	0	0	0	0	0	10
	Supported PWDs	PWDs supported for national tournament	SDG 8.6	50	1	80	2	80	2	100	3	120	3	11
	Talent Academy	No of talent academy constructed		2	20	2	20	2	20	2	20	2	20	100
<b>TOTAL COST</b>														<b>5750</b>

Programme 7 Name: Youth Enterprise Development														
Objective: To empower youths through entrepreneurial training and community support services														
Outcome: Increased employment and empowerment of the youth														
Sub Programme	Key Output	Key Performance Indicators	Linkages to SDG Targets*	Planned Targets and Indicative Budget (KSh. M)										Total Budget (KSh. M)*
				Year 1		Year 2		Year 3		Year 4		Year 5		
				Target	Cost	Target	Cost	Target	Cost	Target	Cost	Target	Cost	
Youth empowerment	Resource centres constructed and equipped	No. of youth resource centres constructed and equipped	SDG 4.4	3	150	2	100	3	150	2	100	2	100	600
	Youths supported	Number of youths with new innovations.	SDG 8.6	100	20	100	20	100	20	100	20	100	20	100
	Youth service bill	Bill formulated	SDG 8.6	1	5	1	5	1	5	1	5	1	5	25
	Youth service board	Youth service board established	SDG 8.6	1	6	1	6	1	6	1	6	1	6	36
	Patents	Number of youths patenting their rights	SDG 8.b	5	5	5	5	5	5	5	5	5	5	25
	Business innovation and incubation centres	No of business innovation and incubation centers	SDG 8.b	2	10	2	10	2	10	2	10	2	10	50
	Youths trained on AGPO Programs	No. of youths trained on AGPO programs	SDG 10.2	80	4	120	6	120	6	200	10	200	10	36
	Youth groups funded	No. of Youth revolving funds registered and funded	SDG 1.3	1	10	1	10	1	10	1	10	1	10	50
	Affirmative action activities	Youth affirmative action activities/ mainstreaming	SDG 10.2	8	1	8	1	8	1	8	1	8	1	8
	E-platforms for youth empowerment formulated	No of e-platforms for youth empowerment formulated		1	3	1	3	1	3	1	3	1	3	15
<b>TOTAL COST</b>														<b>945</b>

Programme 9 Name: Social Development														
Objective: To increase participation of the vulnerable groups in community development.														
Outcome: Enhanced participation and inclusion of the vulnerable persons in community development														
Sub Programme	Key Output	Key Performance Indicators	Linkages to SDG Targets*	Planned Targets and Indicative Budget (KSh. M)										Total Budget (KSh. M)*
				Year 1		Year 2		Year 3		Year 4		Year 5		
				Target	Cost	Target	Cost	Target	Cost	Target	Cost	Target	Cost	
Community Mobilization and Development	Community participation report	Number of registration certificates printed and issued. List of groups registered. Reports	SDG 1.3	1,800	0.5	1,800	0.5	1,800	0.5	1,800	0.5	1,800	0.5	2.5
	Community capacity building report	Number of group members trained. List of groups registered. Reports	SDG 1.3	1,000	10	1,000	10	1,000	10	1,000	10	1,000	10	50
	2,500 women groups, youth groups and PWD groups linked to Affirmative Action Funds, Decentralized Funds and MFIs for support	Linkage/referral report List of participants Sensitization report	SDG 1.3	500	5	500	5	500	5	500	5	500	5	25
	County and Sub-County Social Development Committees (SDCs) established and sensitized	Number of Sub-County and Social Development Committees established and sensitized. Training report	SDG 1.3	6	1	6	1	6	1	6	1	6	1	5
	Local communities protected from	Number of local communities protected	SDG 1.3	150	2	150	2	150	2	150	2	150	2	10

Programme 9 Name: Social Development														
Objective: To increase participation of the vulnerable groups in community development.														
Outcome: Enhanced participation and inclusion of the vulnerable persons in community development														
Sub Programme	Key Output	Key Performance Indicators	Linkages to SDG Targets*	Planned Targets and Indicative Budget (KSh. M)										Total Budget (KSh. M)*
				Year 1		Year 2		Year 3		Year 4		Year 5		
				Target	Cost	Target	Cost	Target	Cost	Target	Cost	Target	Cost	
	social risks	from social risks. Training reports												
	Rights of older persons and ageing protected	Number of old/ageing persons protected. List of attendance	SDG 1.3	250	3	250	3	250	3	250	3	250	3	15
	Family training and support report	Number of families trained and supported	SDG 1.3	150	4	150	4	150	4	150	4	150	4	20
Community Poverty eradication	Groups funded	No. of groups funded	SDG 1.3	25	10	25	10	25	10	25	10	25	10	50
Social Welfare and Protection	Beneficiaries included	Number of household beneficiaries receiving cash transfer	SDG 1.3	16,900	405.6	16,900	405.6	16,900	405.6	16,900	405.6	16,900	405.6	2028
	Awareness and utilization of cash transfer programmes increased	Sensitization reports Number of participants in cash transfer	SDG 1.3	3,380	1	3,380	1	3,380	1	3,380	1	3,380	1	5
	Access to care and support for abused older persons	Establishment of Older persons Home	SDG 1.3	20	70	20	70	20	70	20	70	20	70	
<b>TOTAL COST</b>		-		<b>24,012</b>		<b>24,161</b>		<b>24,161</b>		<b>24,161</b>		<b>24,011</b>		<b>2210.5</b>

Programme 10: Culture Development Promotion And Arts														
Objective: To promote cultural diversity, reading culture and preserve material artefacts.														
Outcome: Increased cultural heritage knowledge, appreciation and conservation.														
Sub Programme	Key Output	Key Performance Indicators	Linkages to SDG Targets *	Planned Targets and Indicative Budget (KSh. M)										Total
				Year 1		Year 2		Year 3		Year 4		Year 5		Budget
				Target	Cost	Target	Cost	Target	Cost	Target	Cost	Target	Cost	(KSh.
				M)*										
Culture and heritage conservation	Exhibitions, conferences, and symposiums	Number of heritage exhibitions, conferences and symposiums held	SDG 11.4	2	10	2	10	3	15	3	15	3	15	65
	Cultural festival held	Number of Cultural festivals to be held.	SDG 11.4	1	10	2	20	2	20	2	20	2	20	90
	Cultural centres constructed	Number of cultural centres constructed and equipped	SDG 11.4	1	50	2	100	2	100	2	100	2	100	450
	Refurbished and equipped Cultural Centres	Number of cultural centres refurbished and equipped	SDG 11.4	1	10	1	10	1	10	1	10	1	10	50
	Heritage sites acquired	Number of heritage sites acquired and protected	SDG 11.4	5	50	2	20	2	20	2	20	2	20	130
	Traditional herbalists trained	Number of traditional herbalists trained	SDG 11.4	200	4	200	4	200	4	200	4	200	4	20
	Public libraries established and equipped	No. of public libraries established and equipped	SDG 4.6	1	50	4	200	4	200	4	200	4	200	850
	Artists support	No. of performing artist supported	SDG 11.4	40	4	40	4	40	4	40	4	40	4	20
	County choir events	No. of County choir events conducted	SDG 11.4	4	4	4	4	4	4	4	4	4	4	20
	Artists exchange programs	Number of artists exchange programs held	SDG 11.4	6	15	6	15	6	20	6	20	6	20	90
<b>TOTAL COST</b>														<b>1785</b>

Programme 11: Gender Development and Equality Services														
Objective To empower Women and PWDs														
Outcome: Improved livelihoods for women and PWDs														
Sub Programme	Key Output	Key Performance Indicators	Linkages to SDG Targets*	Planned Targets and Indicative Budget (KSh. M)										Total
				Year 1		Year 2		Year 3		Year 4		Year 5		Budget
				Target	Cost	Target	Cost	Target	Cost	Target	Cost	Target	Cost	(KSh.
Women Empowerment	Women groups supported	No. of women groups involved in productive businesses	SDG 5.c	40	4	50	5	60	6	70	7	80	8	30
	Women training report	No of women training organised	SDG 5.c	8	1	16	2	16	2	16	2	16	2	9
	Gender policy	No. of gender policies developed	SDG5.a	3	1	3	1	3	1	3	1	3	1	5
	Women revolving fund	County women revolving fund	SDG 5.c	1	50	1	50	1	50	1	50	1	50	250
	Report of gender-based violence	No of gender-based violence sensitisation activities conducted	SDG 5.2	70	20	65	20	60	20	55	15	50	15	90
	FGM sensitization report	No. of FGM sensitization activities organised	SDG 5.3	8	10	48	25	48	25	48	25	48	25	110
	Rescue and recovery centres	No of rescue and recovery centres build	SDG 5.2	1	30	1	30	1	30	1	30	0	0	120
Gender responsive education support	Gender based trainings and mentorships in schools and community conducted	No of students trained	SDG 5	20	1.5	25	2	25	2	30	2.5	30	2.5	10.5
	Stakeholders' meetings for education empowerment and life skills conducted	No of meetings	SDG 5	30	3	30	3	40	3.5	40	3.5	50	4	17

Programme 11: Gender Development and Equality Services														
Objective To empower Women and PWDs														
Outcome: Improved livelihoods for women and PWDs														
Sub Programme	Key Output	Key Performance Indicators	Linkages to SDG Targets *	Planned Targets and Indicative Budget (KSh. M)										Total
				Year 1		Year 2		Year 3		Year 4		Year 5		Budget
				Target	Cost	Target	Cost	Target	Cost	Target	Cost	Target	Cost	(KSh.
				M)*										
	Teen mothers, FGM champions, and survivors' groups and community-based support networks mapped and established	No of groups and community-based support networks mapped and established	SDG 5	3	1	3	1	3	1	3	1	3	1	5
Gender based violence protection services	Peer to peer activities performed in guidance and counselling for gender-based violence conducted.	No of completions	SDG 13	4	3	4	3	4	3	4	3	4	3	15
	FGM sensitization meetings conducted.	No of sensitization meetings held	SDG 5.3	8	10	48	25	48	25	48	25	48	25	110
	Community meetings on child protection/early marriages and FGM conducted	No of meetings	SDG 5.2	5	2	5	2	5	2	8	3	8	3	12
	Gender based violence sensitization activities conducted.	No of activities conducted	SDG 5.2	70	20	65	20	60	20	55	15	50	15	90
	Menstrual hygiene trainings for adolescent girls and women conducted	No of women and girls trained	SDG1.3	4000	2	4000	2	4000	2	4000	2	4000	2	10
Adolescent Girls reproductive health services	Menstrual hygiene products for adolescent girls and women distributed	No of products distributed	SDG1.3	3000	4	3000	4	3000	4	3000	4	3000	4	20

Programme 11: Gender Development and Equality Services														
Objective To empower Women and PWDs														
Outcome: Improved livelihoods for women and PWDs														
Sub Programme	Key Output	Key Performance Indicators	Linkages to SDG Targets *	Planned Targets and Indicative Budget (KSh. M)										Total
				Year 1		Year 2		Year 3		Year 4		Year 5		Budget
				Target	Cost	Target	Cost	Target	Cost	Target	Cost	Target	Cost	(KSh.
				M)*										
	WASH system designed to respond to the needs of adolescent girls installed	No. of WASH system designed and installed	SDG1.3	2	1.5	2	1.5	2	1.5	3	2	3	2	8.5
	Institutionalized gender-responsive planning, budgeting, and evidence-based programming	No. of Gender mainstreaming programmes formed	SDG 5.1	60	2	55	2	50	2	45	2	40	2	10
People Living with Disability (PLWDs) Empowerment	PWDs groups trained and funded	No. of PWDs groups trained and funded	SDG 1.3	10	3	15	5	20	8	30	12	30	12	40
	Focal points established and supported	No. of focal points established and supported	SDG 1.3	4	2	2	1	2	1	2	1	2	1	6
	Report on AGPO policy implementation	No. of the AGPO policy activities conducted	SDG 10.2	80	1	120	2	120	2	160	3	200	4	12
	In-assistive devices procured	No. of in-assistive devices procured per disability	SDG 1.3	100	10	50	5	50	5	50	5	100	10	35
	Action responsive infrastructure for PWDs	No. of Action responsive infrastructure for PWDs	SDG 1.3	1	0.5	1	0.5	1	1	-	0	-	0	2
	PWDs groups registered and funded	No. of PWDs groups registered and funded	SDG 1.3	40	20	40	20	40	20	40	20	40	20	100
	<b>TOTAL COST</b>													



Programme 12: Gender Equity and social protection														
Objective:														
Outcome: Increased appreciation of Gender equality														
Sub Program me	Key Output	Key Performance Indicators	Linkages to SDG Targets*	Planned Targets and Indicative Budget (KSh. M)										Total Budget (KSh . M)
				Year 1		Year 2		Year 3		Year 4		Year 5		
				Targ et	Co st	Targ et	Co st	Targ et	Co st	Targ et	Co st	Targ et	Co st	
<b>Social welfare and development</b>	Revolvin g fund	No of revolving funds established	10.2	-	-	1	20	-	-	-	-	-	-	20
	Gender policy	No. of Gender policy developed	10.2	1	10	-	-	-	-	-	-	-	-	10
	Social welfare policy	No. of social welfare policy developed.	1.3	1	10	-	-	-	-	-	-	-	-	10
	ANTI-FGM sensitizati on report	No. of Anti FGM activities	5.2	4	5	4	5	4	5	4	5	4	5	25
<b>TOTAL COST</b>														<b>65</b>

## **4.6 FINANCE AND ECONOMIC PLANNING**

The department is mandated to provide leadership in economic and public financial management and development planning for shared growth through formulation and implementation of the economic, financial and development policies.

To ensure prudent financial management of the county funds the department shall prepare timely and quality reports, enhance timely undertaking of transactions under the IFMIS and regularly update the County Asset Register among other activities.

To ensure timely procurement of goods and services for user departments in the county, the sector through the Supply Chain Management Services will prepare and update the list of prequalified suppliers, conduct market surveys, prepare the procurement plan and ensure the goods and services are procured on time. During the medium plan the sector intends to construct a county store where all the goods procured shall be stored before distributed to the user departments.

To mitigate various financial risks and ensure the various departments provide timely reports, the Audit Services directorate will produce efficient and timely reports on internal control systems including production and implementation of the Internal Audit reports, identification and addressing the potential system risks, review of various systems and instituting control measures. To achieve this, the sector will procure and operationalize the Internal Audit software which is expected to help in timely identification and mitigation of financial risks.

To increase local revenue collection and enhance resource mobilization, the department will map the revenue sources in the county, conduct sensitization forums on revenue enhancement and strengthen the revenue automation system. The sector also intends to establish the County Revenue Board Services whose main responsibility is to streamline the operations of the revenue function in the county.

Under the Economic Planning Services Programme, the sector will develop responsive plans and policies including the County Integrated Development Plan (CIDP), the Annual Development Plan (ADP) and the Sectoral Plan that will guide the operations of the sector.

To ensure a well-coordinated budget implementation process the sector will prepare responsive budgets through capacity building of key county staff involved in the planning and budgeting process. The department shall also prepare the Budget Circular, the annual and supplementary budgets, CBROP, CFSP and Debt Management Strategy Paper. The department also intends to establish the County Statistics Unit. The Unit will be responsible having database of all the county statistics. The department will prepare and publish the county abstract that shall give the key statistics of the county and undertake surveys on county government performance.

### **4.6.1 Sector Composition**

The sector comprises six subsectors namely.

- 1) Finance and Accounting Services
- 2) Planning and Budgeting
- 3) Audit Services
- 4) Supply Chain Management
- 5) Statistics and Data Management
- 6) Revenue and Resource Mobilization

### **4.6.2 Vision:**

Excellence in economic planning and financial management for inclusive and sustainable prosperity

### **4.6.3 Mission:**

To build and preserve excellence in economic planning and financial management through optimal resource mobilization, allocation, and utilization to ensure inclusive and sustainable development.

#### 4.6.4. Sector Goal

- 1) Prudent, financial, and fiscal management for economic growth and stability
- 2) Well-coordinated and responsive planning

#### 4.6.5 Sector priorities and strategies

Sector Priorities	Strategies
Prudent financial management and reporting	<ol style="list-style-type: none"> <li>i. Enhance transparency and accountability in financial operations.</li> <li>ii. Enhance the use of ICT in accounting services.</li> </ol>
Enhance resource mobilisation	<ol style="list-style-type: none"> <li>i. Enhance accountability and efficiency in revenue collection.</li> <li>ii. Strengthen collaboration with development partners.</li> <li>iii. Exploit other revenue opportunities.</li> <li>iv. Strengthen revenue management institutions.</li> </ol>
Strengthen County planning, budgeting, and policy formulation	<ol style="list-style-type: none"> <li>i. Enhance planning, policy formulation and coordination.</li> <li>ii. Strengthen the budget making process.</li> </ol>
Reduce exposure to financial and operation risk	<ol style="list-style-type: none"> <li>i. Enhance financial and operation risk mitigation.</li> </ol>
Efficient and timely acquisition and disposal of goods and services	<ol style="list-style-type: none"> <li>i. Enhance accountability and efficiency in procurement and disposal of public goods and services.</li> </ol>
Accurate, comprehensive, and timely county statistics	<ol style="list-style-type: none"> <li>i. Strengthen access and use of statistical information.</li> <li>ii. Enhance relationship between data producers and users.</li> <li>iii. Strengthen data collection and management systems.</li> </ol>

#### 4.6.6 Sector Programmes

Programme Name: Finance and Accounting services														
Objective: To promote prudent management of public finances														
Outcome: Increased compliance to financial rules and regulations.														
Sub Programme	Key Output	Key Performance Indicators	Linkages to SDG Targets *	Planned Targets and Indicative Budget (KSh. M)										Total Budget (KSh. M)*
				Year 1		Year 2		Year 3		Year 4		Year 5		
				Target	Cost	Target	Cost	Target	Cost	Target	Cost	Target	Cost	
Accounting services	Quality and timely financial statement and reports produced	percent of quality and timely financial statement and reports produced		100	121	100	129	100	139	100	149	100	159	698
					2		2		2				2	20
					5		5		5				5	25
	Trainings conducted on IFMIS and other	No of trainings conducted.		20		20		20		20	2	20		
	Pending Bills Paid	% of pending bills paid		90		90		90		90		90		
	Transactions done under the IFMIS	No of staff trained.		100		100		100		100	5	100		
	Updated Asset Register in place	Percentage of Asset register updated		100	2	100	2	100	2	100	2	100	2	20

Programme Name: Finance and Accounting services														
Objective: To promote prudent management of public finances														
Outcome: Increased compliance to financial rules and regulations.														
Sub Programme	Key Output	Key Performance Indicators	Linkages to SDG Targets *	Planned Targets and Indicative Budget (KSh. M)										Total Budget
				Year 1		Year 2		Year 3		Year 4		Year 5		
												(KSh. M)*		
	Target			Cost	Target	Cost	Target	Cost	Target	Cost	Target		Cost	
	<b>TOTAL COST</b>													<b>743</b>

Programme Name: Resource mobilization services														
Objective: To enhance revenue collection														
Outcome: Increased revenue collection.														
Sub Programme	Key Output	Key Performance Indicators	Linkages to SDG Targets *	Planned Targets and Indicative Budget (KSh. M)										Total Budget
				Year 1		Year 2		Year 3		Year 4		Year 5		
												(KSh. M)*		
	Target			Cost	Target	Cost	Target	Cost	Target	Cost	Target		Cost	
Revenue Mobilization services	Revenue sources mapped	Percentage increase in revenue sources mapped	SDG 17.1	10	29	10	39	10	33.1	10	35.5	10	38	166
	Sensitisation forums done on revenue enhancement	No of sensitisation forums done	SDG 17.1	4	5	4	5	4	5	4	5	4	5	25
	Amount of local revenue collected	Percentage increase in local revenue	SDG 17.1	10	10	12	10	14	10	16	10	18	10	50
		Percentage completion of Automation system	SDG 17.1	50	20	75	5	100	5	1	5	1	5	25
Revenue Board Services	Revenue Board established and operationalized	Revenue Authority established	SDG 17.1	0		1	10	1	10	1	10	1	10	40
	Revenue regulations approved	No of Revenue regulations approved	SDG 17.1	0		1	20	0		0		0		20
	<b>TOTAL COST</b>			<b>64</b>		<b>89</b>		<b>63</b>		<b>63</b>		<b>63</b>		<b>342</b>

Programme Name: Supply Chain Management services														
Objective: To improve efficiency in procurement of goods and services														
Outcome: Increased efficiency and effectiveness in service delivery														
Sub Programme	Key Output	Key Performance Indicators	Linkages to SDG Targets *	Planned Targets and Indicative Budget (KSh. M)										Total Budget
				Year 1		Year 2		Year 3		Year 4		Year 5		
	Target			Cost	Target	Cost	Target	Cost	Target	Cost	Target	Cost	(KSh. M)*	
Supply chain management	Timely Preparation and update of Prequalified supplies list	Percentage update of the prequalified list	SDG 12.7.1	100	10	100	10	100	10	100	10	100	10	50
	Timely prepared and implemented market survey	Percentage market survey done.		100	5	100	5	100	5	100	5	100	5	25
	timely prepared and implemented procurement plan	Percentage of procurement plan done		100	5	100	5	100	5	100	5	100	5	25
	Timely procured goods, works and services	percentage of procured goods, works and services		90	5	90	5	90	5	90	5	90	5	25
	<b>TOTAL COST</b>				<b>25</b>		<b>25</b>		<b>25</b>		<b>25</b>		<b>25</b>	<b>125</b>

Programme Name: Audit services														
Objective: To provide efficient and timely report on internal control systems														
Outcome: Increased efficiency and effectiveness in utilization of county resources.														
Sub Programme	Key Output	Key Performance Indicators	Linkages to SDG Targets *	Planned Targets and Indicative Budget (KSh. M)										Total Budget
				Year 1		Year 2		Year 3		Year 4		Year 5		
	Target			Cost	Target	Cost	Target	Cost	Target	Cost	Target	Cost	(KSh. M)*	
Audit services	Internal Audit report produced and implemented	No of internal audit reports produced.  % Implementation	SDG 16.6.1	10	2	10	2	10	2	20	2	10	2	20
				100	2	100	2	100	2	100	2	100	2	10

Programme Name: Audit services															
Objective: To provide efficient and timely report on internal control systems															
Outcome: Increased efficiency and effectiveness in utilization of county resources.															
Sub Program me	Key Output	Key Performanc e Indicators	Linkag es to SDG Targets *	Planned Targets and Indicative Budget (KSh. M)										Total Budg et	
				Year 1		Year 2		Year 3		Year 4		Year 5			(KSh.  M)*
				Targ et	Cos t	Targe t	Cos t	Targ et	Cos t	Targ et	Cos t	Targ et	Cos t		
		on of audit report													
	Risks identified and addressed	% of risks identified and addressed	SDG 16.6.1	100	2	100	2	100	2	100	2	100	2	10	
	Systems reviewed	No of systems reviewed	SDG 16.6.1	1	2	3	5	3	5	3	5	3	5	22	
	Internal audit software procured and implemented	Number of systems procured and implemented	SDG 16.6.1	1	5	1	5	1	5	1	5	1	5	25	
	Control measures instituted	% of control measures instituted	SDG 16.6.1	100	2	100	2	100	2	100	2	100	2	10	
	<b>TOTAL COST</b>				<b>15</b>		<b>14</b>		<b>14</b>		<b>14</b>		<b>14</b>	<b>71</b>	

Programme Name: Economic Planning services														
Objective: To strengthen planning and policy formulation														
Outcome: Responsive plans and policies														
Sub Program me	Key Output	Key Performanc e Indicators	Linkag es to SDG Targets *	Planned Targets and Indicative Budget (KSh. M)										Total Budg et
				Year 1		Year 2		Year 3		Year 4		Year 5		
				Targ et	Cos t	Targe t	Cos t	Targ et	Cos t	Targ et	Cos t	Targ et	Cos t	
Policy and plans formulation	Annual development plan prepared and approved	Number of annual development plans prepared and approved	SDG 1.b	1	5	1	5	1	5	1	5	1	5	25
	County Integrated Development plan prepared and launched	Number of CIDPs prepared and launched	SDG 1.b	0		0		0		0		1	40	40

Programme Name: Economic Planning services														
Objective: To strengthen planning and policy formulation														
Outcome: Responsive plans and policies														
Sub Programme	Key Output	Key Performance Indicators	Linkages to SDG Targets *	Planned Targets and Indicative Budget (KSh. M)										Total Budget
				Year 1		Year 2		Year 3		Year 4		Year 5		
				Target	Cost	Target	Cost	Target	Cost	Target	Cost	Target	Cost	
	Mid Term Reviewed	No of Midterm review reports		0		0		1	20	0		0		20
	End term reviewed	No of end term review reports						0		0		1	30	30
	Sectoral plans prepared	percent of Sectoral plans prepared	SDG 1.b	1	15	0		0		0		0		15
<b>TOTAL</b>					<b>17</b>		<b>5</b>		<b>20</b>		<b>5</b>		<b>30</b>	<b>52</b>

Programme Name: Budgeting services														
Objective: To formulate and implement the budget process														
Outcome: Responsive budget.														
Sub Programme	Key Output	Key Performance Indicators	Linkages to SDG Targets *	Planned Targets and Indicative Budget (KSh. M)										Total Budget
				Year 1		Year 2		Year 3		Year 4		Year 5		
				Target	Cost	Target	Cost	Target	Cost	Target	Cost	Target	Cost	
Budget coordination and management	Budget policy and guidelines prepared and issued	No of Budget policy and guidelines prepared and issued		1	2	1	2	1	2	1	2	1	2	10
	Budgets prepared and approved	No of County budgets prepared and approved		3	20	3	20	3	20	3	20	3	20	100
	County fiscal strategy paper prepared	Number of county fiscal strategy papers prepared		1	5	1	5	1	5	1	5	1	5	25
	County Budget Review and Outlook paper prepared	number of and CBROP prepared		1	5	1	5	1	5	1	5	1	5	25

Programme Name: Budgeting services														
Objective: To formulate and implement the budget process														
Outcome: Responsive budget.														
Sub Programme	Key Output	Key Performance Indicators	Linkages to SDG Targets*	Planned Targets and Indicative Budget (KSh. M)										Total Budget
				Year 1		Year 2		Year 3		Year 4		Year 5		
				Target	Cost	Target	Cost	Target	Cost	Target	Cost	Target	Cost	
	Debt Management Strategy Paper prepared	No of Debt Management Strategy Papers prepared		1	3	1	3	1	3	1	3	1	3	15
	Capacity building/sensitization on key planning documents	Number of trainings held.		4	12	4	12	4	12	4	121	4	12	60
	Training reports			4	2	4	2	4	2	4	2	4	2	10
<b>TOTAL COST</b>					<b>49</b>		<b>49</b>		<b>49</b>		<b>158</b>		<b>49</b>	<b>354</b>

Programme Name: County Statistical Information Services														
Objective: To collect, compile, analyse and disseminate official statistics for administrative and public use														
Outcome: Accurate, comprehensive, and timely county statistics														
Sub Programme	Key Output	Key Performance Indicators	Linkages to SDG Targets*	Planned Targets and Indicative Budget (KSh. M)										Total Budget
				Year 1		Year 2		Year 3		Year 4		Year 5		
				Target	Cost	Target	Cost	Target	Cost	Target	Cost	Target	Cost	
Abstracts and Surveys	Abstracts prepared	Number of abstracts prepared	SDG. 8.1	1	5	1	5	1	5	1	5	1	5	25
	Survey reports prepared	Number of Survey reports prepared	SDG. 8.1	0	0	1	10	0	0	1	10	0	0	20
County statistical information systems	Sensitisation forums conducted	No of participants attending the sensitisation forums		2	4	2	4	2	4	2	4	2	4	20
	No of linkages established	No of linkages established		2	1	2	1	2	1	2	1	2	1	5
<b>TOTAL COST</b>					<b>10</b>		<b>20</b>		<b>10</b>		<b>20</b>		<b>10</b>	<b>70</b>



Programme Name: County Budget and Economic Forum Services														
Objective: To provide consultation platform for effective														
Outcome: Effective and efficient planning and budgeting														
Sub Programme	Key Output	Key Performance Indicators	Linkages to SDG Targets *	Planned Targets and Indicative Budget (KSh. M)										Total Budget
				Year 1		Year 2		Year 3		Year 4		Year 5		
				Targ et	Cos t	Targ et	Cos t	Targ et	Cos t	Targ et	Cos t	Targ et	Cos t	
County Budget and Economic Forum Services	project implementation reports	Number of project implementation reports	SDG. 8.1	4	4	4	4	4	4	4	4	4	4	20
	Field visits	Number of field visits held		4	4	4	4	4	4	4	4	4	4	20
	Meetings	Number of meetings held		2	5	10	20	10	20	10	20	10	20	45
<b>TOTAL COST</b>					<b>13</b>	<b>28</b>	<b>28</b>	<b>28</b>	<b>28</b>	<b>28</b>	<b>28</b>	<b>28</b>	<b>85</b>	

Programme Name: General administration and support services														
Objective: To promote prudent management of public finances														
Outcome: Effective and efficient service delivery														
Sub Programme	Key Output	Key Performance Indicators	Linkages to SDG Targets *	Planned Targets and Indicative Budget (KSh. M)										Total Budget
				Year 1		Year 2		Year 3		Year 4		Year 5		
				Targ et	Cos t	Targ et	Cos t	Targ et	Cos t	Targ et	Cos t	Targ et	Cos t	
SP 1.1 Administrative services	Compensation to employees	Number of employees compensate		1	495	1	500	1	510	1	520	1	565	2590
		Number of employees recruited		10	10	22	22	0	0	15	15	10	10	57
		Number of employees promoted		10	5	10	5	10	5	1	50	1	5	25
	Use of goods and services	% of goods and services procured and offered		100	100	100	100	100	100	100	100	100	100	500
	Trainings conducted	Number of trainings conducted		8	3	8	3	8	3	8	3	8	3	15
	Training reports	Number of staffs trained		8	1	8	1	8	1	8	1	8	1	5
<b>Total Cost</b>					<b>614</b>	<b>631</b>	<b>619</b>	<b>689</b>	<b>689</b>	<b>689</b>	<b>689</b>	<b>684</b>	<b>3,237</b>	

## 4.7 HEALTH SERVICES AND SANITATION

The County Department of Health has the mandate to deliver affordable and sustainable quality health services to the people of Migori County with an overarching goal towards the attainment of Universal Health Coverage. The sector intends to deliver on this through provision of Preventive and Promotive health services as well as Curative, Rehabilitative and Referral health services. This will be achieved through scaling up Community Health Services to 100% coverage, upgrading of deserving Dispensaries to Health Centre status, provision of Adequate Health Products and Technologies and medical equipment, recruitment of additional health-care workers and fostering Public Private Partnerships (PPPs) in the provision of specialized services and infrastructure improvement.

### 4.7.1 Sector composition

The sector consists of 2 subsectors namely.

- i. Public health and Sanitation
- ii. Medical services.

### 4.7.2 Vision:

A county of excellence in provision of health services

### 4.7.3 Mission:

To provide affordable and sustainable quality health services in Migori County.

### 4.7.4 Sector Goal(s):

1. Responsive and effective leadership and governance for the health sector
2. Accessible, equitable and efficient health service delivery and referral systems

### 4.7.5 Sector Priorities and Strategies:

Sector Priorities	Strategies
Strengthen health sector leadership, governance and Partnerships	<ol style="list-style-type: none"> <li>i. Formulation and implementation of relevant policies, laws and regulations.</li> <li>ii. Streamline health sector governance structures at all levels</li> <li>iii. Foster partnerships with non state actors and private sector</li> </ol>
Improve management of Human Resources for Health (HRH)	<ol style="list-style-type: none"> <li>i. Establish strategies to attract, develop, and retain health workforce</li> <li>ii. Enhance HRH performance management</li> </ol>
Improve Health Infrastructure	<ol style="list-style-type: none"> <li>i. Increase access to health infrastructure and equipment</li> <li>ii. Provision of adequate health support amenities including sustainable water supply and power backup systems in health facilities</li> <li>iii. Enhance referral services</li> </ol>
Enhance Healthcare Financing	<ol style="list-style-type: none"> <li>i. Enforce the legal and regulatory framework</li> <li>ii. Enhance revenue collection</li> <li>iii. Develop and implement resource mobilisation strategy</li> <li>iv. Strengthen public-private partnerships to improve access to healthcare services</li> <li>v. Strengthen the Universal Health coverage scheme</li> </ol>
Enhance Health Information Management	<ol style="list-style-type: none"> <li>i. Scale up Electronic Medical Records system in health facilities</li> <li>ii. Strengthen M&amp;E systems</li> </ol>
Health Research and Development	<ol style="list-style-type: none"> <li>i. Foster partnerships for research with both state and non state actors</li> </ol>
Improve Health Products and Technologies availability and accountability	<ol style="list-style-type: none"> <li>i. Anchor and strengthen the Health Products and Technologies (HPT) Division in the county structure</li> </ol>
Efficient health Service Delivery	<ol style="list-style-type: none"> <li>i. Improve access to quality primary health services.</li> </ol>

Sector Priorities	Strategies
	ii. Foster Adolescents and Youth Friendly Services (AYFS) multisectoral approaches and capacity. iii. Expand and equip ambulance/referral system. iv. Improve preventive and curative services in relation to climate change impact

#### 4.7.6. Sector Programmes

Programme Name: Planning and Administrative Support Services														
Objective: To improve the work environment and service delivery														
Outcome: Improved health services														
Sub Program me	Key Output	Key Performanc e Indicators	Linka ges to SDG Targe ts	Planned Targets										Total Budg et (Ksh s)
				Year 1		Year 2		Year 3		Year 4		Year 5		
				Targ et	Cost	Targ et	Cos t	Targ et	Cost	Targ et	Cost	Targ et	Cost	
<b>Policy formulation</b>	Health Policies and plans formulat ed	No Of health policies and plans developed	3	10	25	10	26.25	10	27.562	10	28.94	10	30.387	<b>138.14</b>
	Adolescent and Youth Multisectoral Action plan develop ed	No. of Multisectoral Action plans developed	3			1	5.5			1	4			<b>9.5</b>
	Health Policies Review ed	No. of health policies and plans reviewed	3	10	15	10	15.75	10	16.537M	10	17.364	10	1.5M	<b>66.2</b>
<b>Monitoring and Evaluation</b>	Performan ce Monitoring conduct ed	Proportion of performance monitoring conducted	3	100%	15	100%	15.75		16.537	100%	17.364	100%	18.232	<b>82.8</b>
	Health Facilities automati on scaled up	Proportion of hospitals, Health centres and dispensaries fully digitalized with end to end HMIS system	3	19%	24	44%	96	70%	100	81%	60	100%	64	<b>344</b>
	Health Informat ion Manage ment system strengthe ned	% of Health Information tools printed and distributed	3	0.5	18.5	0.5	18.5	0.5	18.5	0.5	18.5	0.5	18.5	<b>92.6</b>
<b>Administr ation and support services</b>	Effective manage ment support	Number of management support units in health facilities	3	160 facilit ies	220	165 facilit ies	231	170 facilit ies	242.55	170 facilit ies	254.677	170 facilit ies	267.411	<b>1,215.6</b>

Programme Name: Planning and Administrative Support Services														
Objective: To improve the work environment and service delivery														
Outcome: Improved health services														
Sub Programme	Key Output	Key Performance Indicators	Linkages to SDG Targets	Planned Targets										Total Budget (Kshs)
				Year 1		Year 2		Year 3		Year 4		Year 5		
				Target	Cost	Target	Cost	Target	Cost	Target	Cost	Target	Cost	
	services provided													
<b>Human Resource Management and Development</b>	Health Personnel effectively managed	Proportion of health personnel (including CHVs) compensated	3	100%	1250	100%	1275	100%	1300	100%	1326	100%	1353	<b>6230</b>
		Proportion of staff promoted and redesignated	3	75%	50	100%	50	100%	60	100%	65	100%	50	<b>275</b>
		Proportion of casual workers compensated	3	100%	96	100%	96.5	100%	97	100%	98	100%	98.5	<b>486</b>
		Proportion of MoH/ partner staff (UHC, CIHEB, GF) transitioned into county payroll	3.8	20%	105	20%	105	20%	105	20%	105M	20%	105M	<b>525</b>
		No. of health care workers recruited	3.8	200	110	200	105	200	110	200	110	200	112	<b>547</b>
<b>Infrastructure and Health Facility Management</b>	Health infrastructure improved at MCRH	No. of ward complexes constructed (Medical, ICU, Surgical and Theatre)	3.8			1	25	1	25					<b>50</b>
		No. of Outpatient complex constructed (Rehabilitative Units, Renal unit, MCH, Main Pharmacy)	3.8					1	95					<b>95</b>
		Cancer Care units in place	3.8	40%	20	60%	30							<b>50</b>
		Specialized services (Gastroenterology, Cardiac,) established	3.8									1	20	<b>20</b>
		No. of hospital administrati	3.8			1	15							<b>15</b>

Programme Name: Planning and Administrative Support Services														
Objective: To improve the work environment and service delivery														
Outcome: Improved health services														
Sub Programme	Key Output	Key Performance Indicators	Linkages to SDG Targets	Planned Targets										Total Budget (Kshs)
				Year 1		Year 2		Year 3		Year 4		Year 5		
				Target	Cost	Target	Cost	Target	Cost	Target	Cost	Target	Cost	
		on block constructed												
		No. of Mental Health Unit established	3.8			1	30							30
		No. of oxygen plant expanded and piped	3.8	2	80	2	80	2	80	2	80	2	80	400
		No. of title deed/master plan	3.8	1	10									10
		No of Internal Access roads and patient walkways and patient car park at completed	3.8			1	20							20
	Health infrastructure improved in Subcounty Hospitals	No. of comprehensive OPD block constructed and equipped	3.8	1	25	1	15	1	15	1	15	1	15	85
		No. of theatres constructed and equipped	3.8	1	15	2	30	1	15					60
		No. of radiology units constructed and equipped	3.8	1	30	1	30	1	30	1	30	1	30	150
		No. of Maternity Wards constructed and equipped	3.8	1	10	1	10	1	10	1	10	1	10	50
		No. of Inpatient wards constructed and equipped	3.8	1	10	1	10	1	10			1	10M	40
		No. of Trauma Hospital constructed and equipped	3.8			20%	2	50%	50	100%	200			270

Programme Name: Planning and Administrative Support Services														
Objective: To improve the work environment and service delivery														
Outcome: Improved health services														
Sub Programme	Key Output	Key Performance Indicators	Linkages to SDG Targets	Planned Targets										Total Budget (Kshs)
				Year 1		Year 2		Year 3		Year 4		Year 5		
				Target	Cost	Target	Cost	Target	Cost	Target	Cost	Target	Cost	
		No. Pharmacies with Medical commodities stores constructed and equipped	3.8	1	8	1	8	1		1		1	8	<b>40</b>
		No. of Psychiatric units established	3.8			1	30							<b>30</b>
		No. of laboratories constructed and equipped	3.8	2	30	2	30	2	30	2	30	1	15M	<b>135</b>
		No. of laboratories expanded and equipped	3.8	2	10	2	10	1	5	2	5			<b>30</b>
		No. of mortuary units established	3.8					1	20	1	20			<b>40</b>
		No. of Ablution blocks constructed	3.8	40	80	40	80	40	80	40	80	40	80	<b>320</b>
	Primary Health facilities upgraded	No. of dispensaries upgraded to Model health centre status	3.8	8	72	8	72	8	72	8	72	8	72	<b>360</b>
	Staff houses at primary care facilities constructed	No. of Twin staff houses constructed	3.8	10	50	10	50	15	7	15	75	10	50	<b>300</b>
	Primary Health Facilities facelifted	No. of primary health facilities facelifted (painting, fencing and maintenance)	3.8	1140	70	140	70	140	70	140	70	140	70	<b>350</b>
	Medical equipment procured	No. of assorted medical equipment	3.8	1	97	1	51.7	1	56.8	1	62.5	1	68.8	<b>336.8</b>

Programme Name: Planning and Administrative Support Services														
Objective: To improve the work environment and service delivery														
Outcome: Improved health services														
Sub Programme	Key Output	Key Performance Indicators	Linkages to SDG Targets	Planned Targets										Total Budget (Kshs)
				Year 1		Year 2		Year 3		Year 4		Year 5		
				Target	Cost	Target	Cost	Target	Cost	Target	Cost	Target	Cost	
	and distributed	procured and distributed for and Health facilities												
	Maintenance of Hospitals and Equipment	No. of hospitals Repaired, painted and maintained	3.8	15	22.5	15	22.5	15	22.5	15	22.5	15	22.5	<b>112.5</b>
<b>Health Financing &amp; Universal Health Coverage (UHC) coordination</b>	Vulnerable households insured	No. of vulnerable households enrolled into Health Insurance	3.8	4,200	25.2	5,040	30.24	6,048	36.2	7,258	43.5	8,709	180	<b>315.3</b>
		Proportion of health facilities contracted and receiving rebate	3.8	60%	<b>2.5</b>	100%	<b>2.75</b>	100%	<b>3.025</b>	100%	<b>3.3275</b>	100%	<b>3.66</b>	<b>15.26</b>
	Adequate health resources mobilized	% of total county budget allocated to health sector	3.8	26%	9.5	29%	9.975	31%	10.47	33%	10.997	35%	11.547	<b>52.49</b>
<b>Standards and Quality Assurance</b>	Quality Improvement program implemented	No of facilities implementing Quality Improvement Program	3.8	159	8.9	164	9.79	170	10.769	170	11.845	170	12	<b>53.30</b>
	Joint Health inspections of all levels of facilities implemented	No. of Health Facilities inspected for service delivery improvement	3.8	30%	4.5	35%		40%	5.	50%	6	60%	6.	<b>27.5</b>
<b>Research and Learning</b>	Health Research and learning Center Established	No of health research units established and equipped	3			3	24							<b>24</b>
		No of Health research and learning conducted	3	8	4	10		12	6	14	7	16	8	<b>30</b>
	Staff capacity	No of staff trained	3	90	4.5	90	5.6	90	6.7	90	7.8	90	8.9	<b>33.5</b>

Programme Name: Planning and Administrative Support Services														
Objective: To improve the work environment and service delivery														
Outcome: Improved health services														
Sub Programme	Key Output	Key Performance Indicators	Linkages to SDG Targets	Planned Targets										Total Budget (Kshs)
				Year 1		Year 2		Year 3		Year 4		Year 5		
				Target	Cost	Target	Cost	Target	Cost	Target	Cost	Target	Cost	
	trained on health research													
	County Health Research Strategic Plan and Policy developed	No of county research strategic plan, county research policy and road map developed.	3	2	3			1	1			1	1	5
<b>Sub Total Program 1</b>					<b>2,567.4</b>		<b>2542.8</b>		<b>2599.6</b>		<b>2643.8</b>		<b>2,599.9</b>	<b>12,953.5</b>

Programme Name 2: Preventive and Promotive Health Services															
Objective: To reduce the burden of preventable diseases and promote healthy lifestyles															
Outcome: Reduced disease burden															
Sub Programme	Key Output	Key Performance Indicators	Linkages to SDG Targets	Planned Targets										Total Budget (Kshs)	
				Year 1		Year 2		Year 3		Year 4		Year 5			
				Target	Cost	Target	Cost	Target	Cost	Target	Cost	Target	Cost		
<b>Community health services</b>	CHWs motivated	Number or CHVs provided with monthly stipend	3.8		2741	82.3M	2941	88.2M	3141	94.2M	3341	100M	3541	106M	<b>470.7M</b>
	Electronic community health information systems scaled up	Proportion of community units adopting electronic community health information systems	3.8		12%	91.3M	25%	182.5M	75%	191.6M	100%	201.2M	100%	211.3M	<b>877.9M</b>
	Community Unit coverage scaled up	Number of New functional CUs	3.8		18	7.2M	17	6.8M	16	6.4M	15	6M	15	6M	<b>32.4M</b>
		Proportion of	3.8		50%	24M	100%	24M			50%	30M	100%	30M	<b>108M</b>



Programme Name 2: Preventive and Promotive Health Services														
Objective: To reduce the burden of preventable diseases and promote healthy lifestyles														
Outcome: Reduced disease burden														
Sub Programme	Key Output	Key Performance Indicators	Linkages to SDG Targets	Planned Targets										Total Budget (Kshs)
				Year 1		Year 2		Year 3		Year 4		Year 5		
				Target	Cost	Target	Cost	Target	Cost	Target	Cost	Target	Cost	
		CHCs trained												
<b>Environmental health services</b>	Environmental Health and Sanitation activities implemented	Improved EHS indicators in Migori County	6.2, 3.9, 3.6, 3.3, 5.6,	30%	35 M	35%	37 M	40%	39 M	45%	41 M	55%	43 M	<b>195 M</b>
	Health care waste managed safely	Proportion of health facilities managing waste adequately	3.3, 3.6, 3.9,	100%	20 M	100%	21 M	100%	22 M	100%	23.1 M	100%	24.3 M	<b>110.5M</b>
	IPC implemented in all facilities	Proportion of facilities implementing and complying with IPC protocols	3.3, 3.9,	100%	10 M	100%	1M	100%	1M	100%	1M	100%	1M	<b>14 M</b>
	School Health activities implemented	Proportion of schools reached with key school health interventions	3.2, 3.3, 3.A, 5.6	100%	5M	100%	5M	100%	5M	100%	5M	100%	5M	<b>25 M</b>
<b>Human Nutrition and Dietetics services</b>	Nutrition Equipment Procured	Number of health facilities receiving anthropometric equipment	2.2	20	3.5 M	25	3.6 M	30	4M	30	4M	25	3M	<b>18.1 M</b>
	Nutrition Therapeutic commodities Procured	Number of assorted Nutrition Therapeutic supplement	2.2; 3.2	2500	2.5 M	2900	3.75 M	2900	3.85 M	2900	3.95 M	2700	3.25 M	<b>17.3 M</b>

Programme Name 2: Preventive and Promotive Health Services														
Objective: To reduce the burden of preventable diseases and promote healthy lifestyles														
Outcome: Reduced disease burden														
Sub Programme	Key Output	Key Performance Indicators	Linkages to SDG Targets	Planned Targets										Total Budget (Kshs)
				Year 1		Year 2		Year 3		Year 4		Year 5		
				Target	Cost	Target	Cost	Target	Cost	Target	Cost	Target	Cost	
		ents procured												
	Micronutrient supplementation Conducted	% Of children 6 to 59 Months Supplemented with Vitamin A	2.2; 3.2	2	4M	2	4.3 M	2	4.4 M	2	4.5 M	2	4.5 M	<b>21.7 M</b>
	Capacity building on nutrition related services	Number of health workers trained	2.2; 3.2	100	5.4 M	100	5.4 M	100	5.4 M	100	5.4 M	100	5.4 M	<b>27 M</b>
	Policy regulation guidelines and SOPs developed	Number of policy documents developed	2.2; 3.2	2	2.8 M	2	2.8 M	2	2.8 M	2	2.8 M	2	2.8 M	<b>14 M</b>
<b>HIV/AIDS management</b>	Improve d HIV identification, ART initiation and Viral Suppression among HIV clients	Proportion of HIV clients identified, initiated on ART, virally suppressed and retained On care (95/95/95 cascade)	3.3	95%	16 M	96%	27.3 M	97%	28.6 M	28%	30.1 M	100%	32.1 M	<b>134.2M</b>
	Reduction of triple infections (HIV, Hepatitis -B & Syphilis) among pregnant mothers	percentage of pregnant mothers with reduced Tripple elimination (HIV, Hepatitis-B & Syphilis)	3.3	8.70%	9.3 M	6%	9.7 M	5%	10.3 M	4%	11.9 M	<3%	12.6 M	<b>53.9 M</b>

Programme Name 2: Preventive and Promotive Health Services														
Objective: To reduce the burden of preventable diseases and promote healthy lifestyles														
Outcome: Reduced disease burden														
Sub Programme	Key Output	Key Performance Indicators	Linkages to SDG Targets	Planned Targets										Total Budget (Kshs)
				Year 1		Year 2		Year 3		Year 4		Year 5		
				Target	Cost	Target	Cost	Target	Cost	Target	Cost	Target	Cost	
		) to less than 5%												
	Transition of HIV Program implementation from partners to the Migori County Government	percentage of HIV programs that are fully transitioned to the County government	3.3	18%	68.7M	40%	75.9M	60%	84.2M	80%	99.7M	100	104.7M	<b>433.2M</b>
<b>TB control</b>	Improved Identification of newly diagnosed TB patients	Percentage year-on-year increase in the number of newly diagnosed TB patients	3.3	20%	6.5M	20%	7.4M	20%	8.5M	20%	9.2M	20%	10.1M	<b>41.8M</b>
	Improved TB Treatment Success Rate	Proportion of TB patients of all forms completing treatment	3.3	92%	8.4M	92%	10.6M	95%	12.8M	95%	14.1M	95%	16.2M	<b>62.2M</b>
<b>Malaria Control</b>	Malaria prevention and management strategies implemented	Reduction in malaria incidence (per 1000 population)	3.3,17	400	6M	380	6.6M	350	7.6M	320	7.9M	300	8.8M	<b>36.9M</b>
		Number of eligible structures sprayed during IRS campaign	3b,3.8,3.9	Conducted Annually	3M		4M		5M	174,213	6M	174,213	25M	<b>43M</b>
		Proportion of CHUs		250	1M	100	1.5M	150	2M	100	2.2M	50	2.5M	<b>9.2M</b>

Programme Name 2: Preventive and Promotive Health Services														
Objective: To reduce the burden of preventable diseases and promote healthy lifestyles														
Outcome: Reduced disease burden														
Sub Programme	Key Output	Key Performance Indicators	Linkages to SDG Targets	Planned Targets										Total Budget (Kshs)
				Year 1		Year 2		Year 3		Year 4		Year 5		
				Target	Cost	Target	Cost	Target	Cost	Target	Cost	Target	Cost	
		implementing CCMm												
		Proportion of population reached with Social Behaviour change (SBC) messages	3.3,3.8		2M		3M		4M		5M		6M	20M
<b>Non-Communicable Diseases (NCDs)</b>	Increased identification, and management of NCDs.	Number of facilities providing comprehensive NCD services	3.3,	8	9M	14	9.45M	20	9.9M	27	10.4M	35	10.9M	49.7M
		Number of new NCD cases.	3.3,	8000	9M	8800	9.45M	8,800	9.9M	8800	10.4M	8800	10.9M	49.7M
		Number of NCD cases on follow up.	3.3	20,000	9M	20,000	9M	20,000	9M	20,000	9M	20,000	9M	45M
		Number of healthcare providers capacity built on NCDs	3.3	1200	3M	1200	3.15M	1200	3.3M	1200	3.5M	1200	3.6M	16.6M
<b>Disease surveillance/ Emergency preparedness</b>	Integrated Disease Surveillance and Response Improved	Integrated Disease Surveillance and Response (IDSR) Reporting rate	3.3, 8.5, 3.c, 3.d	100%	10M	100%	11M	100%	12.1M	100%	13.3M	100%	14.6M	61.1M
	Emergency operation	Emergency operation	3.d	3	7M	3	8M	3	9M	3	10M	3	11M	45M

Programme Name 2: Preventive and Promotive Health Services														
Objective: To reduce the burden of preventable diseases and promote healthy lifestyles														
Outcome: Reduced disease burden														
Sub Programme	Key Output	Key Performance Indicators	Linkages to SDG Targets	Planned Targets										Total Budget (Kshs)
				Year 1		Year 2		Year 3		Year 4		Year 5		
				Target	Cost	Target	Cost	Target	Cost	Target	Cost	Target	Cost	
	n and preparedness fully operationalised	n and preparedness Centre in place and operational												
	Emerging Infectious Disease research	Emerging Infectious Disease research done	3.d	1	3M	1	3.5M	1	4M	1	4.5M	1	5M	20M
<b>Health promotion and education</b>	Implement Health promotion and Education in Migori County	Health Promotion and Education activities implemented	3.3, 3.4, 3.5, 3.9	1	15M	1	20M	1	22M	1	24M	1	25M	106M
<b>Maternal and Reproductive Health services</b>	Access to quality maternal health services improved	Maternal deaths ration in Migori county reduced to below 362 deaths/100000 live births from the 673/100000 (KDHS 2014)	3.1, 3.2	600/100000	35M	500/100000	36M	450/100000	36M	400/100000	36M	350/100000	36M	179M
	CEmONC services provided	Proportion of Level 4 facilities providing CEmONC services	3.1, 3.2	5	6M	450/100000	6M	7	6M	8	6M	9	6M	30M
	Bi-annual MPDRS response plan	MPDRS response plans in place and	3.1, 3.2	2	5M	2	6M	2	7M	2	8M	2	9M	35M

Programme Name 2: Preventive and Promotive Health Services														
Objective: To reduce the burden of preventable diseases and promote healthy lifestyles														
Outcome: Reduced disease burden														
Sub Programme	Key Output	Key Performance Indicators	Linkages to SDG Targets	Planned Targets										Total Budget (Kshs)
				Year 1		Year 2		Year 3		Year 4		Year 5		
				Target	Cost	Target	Cost	Target	Cost	Target	Cost	Target	Cost	
	developed	implemented												
	Family planning services provided	Proportion of women of reproductive age receiving family planning services	3.1, 3.7	57%	4M	59%	4M	61%	4M	63%	4M	65%	4M	<b>20M</b>
<b>Neonatal, Child, Adolescent and Youth health services</b>	Adolescent & Youth friendly services provided	Proportion of facilities providing AYFS	2.7, 3.1,3.7	45%	2.5M	50%	2.75M	60%	3.0M	65%	3.3M	70%	3.7M	<b>15.3M</b>
	Neonatal care services provided	Proportion of Health facilities Providing Comprehensive Neonatal care services	3.2,3.8	12.50%	13.5M	25%	14.8M	100%	16.3M	62.50%	17.9M	75%	19.8M	<b>82.4M</b>
	Child health Services provided	Proportion of facilities providing IMNCI	2.7, 3.1,3.7,	50%	9.6M	55%	10.6M	60%	11.6M	65%	12.8M	70%	14.1M	<b>58.6M</b>
<b>Expanded Program for Immunization (Immunization)</b>	Immunization services provided	Proportion of facilities providing immunization services 7 days a week	3.2, 3.3, 3.B	80%	21M	85%	22M	90%	24M	95%	26M	100%	30M	<b>123M</b>
<b>Gender Based Violence health services</b>	GBV survivors accessing quality services	Number of facilities providing GVRC	3.2.1,3.2.2, 3.3.1,3.3.4	100	8.1M	100	8.505M	100	8.93M	50	9.3M	50	9.4M	<b>44.3M</b>
			5.2.1,5.2.2, 5.3.1,5.3.2,											
	Community awareness of SGBV	No. of sensitization meetings held	3.3.1,3.3.4,3.4.2,3.7.1,3.8.1	8	1.2M	8	1.2M	8	1.2M	8	1.2M	8	1.2M	<b>6M</b>
			5.2.1,5.2.2, 5.3.1,5.3.2,											

Programme Name 2: Preventive and Promotive Health Services														
Objective: To reduce the burden of preventable diseases and promote healthy lifestyles														
Outcome: Reduced disease burden														
Sub Programme	Key Output	Key Performance Indicators	Linkages to SDG Targets	Planned Targets										Total Budget (Kshs)
				Year 1		Year 2		Year 3		Year 4		Year 5		
				Target	Cost	Target	Cost	Target	Cost	Target	Cost	Target	Cost	
	services increased	with targeted groups												
<b>Neglected Tropical Diseases</b>	Neglected Tropical Diseases (NTD) cases including Jiggers identified and treated	Proportion of target population treated during Mass Treatment and case Management	3.3	100%	10M	100%	10.5M	100%	11M	100%	11.6M	100%	12.2M	<b>55.4M</b>
	Larval Source management implemented	No. of Mapping and spraying of Larval Breeding grounds conducted	3.3	2	6M	2	6.1M		6.2M	2	6.4M	2	6.5M	<b>31.2M</b>
<b>Sub Totals</b>					<b>600.8</b>		<b>733.4</b>		<b>757.1</b>		<b>841.6</b>		<b>905.4</b>	<b>3839.3</b>

Programme Name 3: Curative, Rehabilitative and Referral Services														
Objective: To provide curative, rehabilitative and referral services														
Outcome: Reduced Morbidity and Mortality														
Sub Programme	Key Output	Key Performance Indicators	Linkages to SDG Targets	Planned Targets										Total Budget (Kshs)
				Year 1		Year 2		Year 3		Year 4		Year 5		
				Target	Cost	Target	Cost	Target	Cost	Target	Cost	Target	Cost	
Hospital Level Services	Outpatient Services provided	Number of hospitals providing outpatient services	3.1 - 3.9	16	76.8M	16	76.8M	17	81.6M	17	81.6M	18	86.4M	<b>403.2M</b>
	In patient Services provided	Number of hospitals providing in-patient services	3.1 - 3.9	16	64M	16	64M	17	68M	17	68M	18	144M	<b>408M</b>

Programme Name 3: Curative, Rehabilitative and Referral Services														
Objective: To provide curative, rehabilitative and referral services														
Outcome: Reduced Morbidity and Mortality														
Sub Programme	Key Output	Key Performance Indicators	Linkages to SDG Targets	Planned Targets										Total Budget (Kshs)
				Year 1		Year 2		Year 3		Year 4		Year 5		
				Target	Cost	Target	Cost	Target	Cost	Target	Cost	Target	Cost	
	Theatre services provided	Number of hospitals providing theatre services	3.1 - 3.9	4	32M	6	48M	8	64M	10	80M	12	144M	368M
	Diagnostic services provided	Number of hospitals providing diagnostic services	3.1 - 3.9	2	30M	4	60M	6	90M	8	120M	10	150M	450M
	Specialized services provided	Number of hospitals providing specialized services	3.1 - 3.9	2	18M	4	36M	8	72M	10	90M	1	18M	234M
	Rehabilitation services provided	Number of hospitals providing rehabilitative services	3.1 - 3.9	2	25M	1	15M	1	15M			2	55M	110M
	Alternative source of power provided	Number of facilities with alternative source of power		4	4M	4	4M	4	4M	4	4M	4	4M	20M
	Alternative source of water provided	Number of hospitals with alternative source of water		6	4.8M	6	4.8M	7	5.6M	8	6.4M	8	6.5M	28.1M
Primary Health Facilities Services	Outpatient Services provided	Number of facilities providing OPD services	3.1 - 3.9	160	64M	165	66M	170	68M	175	70M	180	72M	340M
	Primary Health Care Networks (PCN) Established	Primary Health Care services through primary care networks (PCN) Implemented	3.1 - 3.9	9	8M	11	8.8M	13	9.6M	14	10.6M	16	11.7M	48.8M
Ambulance and	Referral system in	Number of fully	3.1 - 3.9	9	33.264M	11	62.8M	13	70.6M	14	64.5M	16	82.3M	313.6M



Programme Name 3: Curative, Rehabilitative and Referral Services														
Objective: To provide curative, rehabilitative and referral services														
Outcome: Reduced Morbidity and Mortality														
Sub Programme	Key Output	Key Performance Indicators	Linkages to SDG Targets	Planned Targets										Total Budget (Kshs)
				Year 1		Year 2		Year 3		Year 4		Year 5		
				Target	Cost	Target	Cost	Target	Cost	Target	Cost	Target	Cost	
Referral Services	fully operationalized	functional ambulances available												
Health Products and Technologies	Availability of health commodities and supplies improved	Proportion of Health facilities with tracer HPTs	3.1 - 3.9	90%	545M	90%	572.25 M	90%	600.8 M	90%	630.9 M	90%	662.4 M	<b>3,011.5M</b>
	Digitalization of HPTs inventory	Proportion of Health facilities with functional digital HPTs inventory management system	3.1 - 3.9	50%	7M	100%	7M	100%	3M	100%	3M	100%	3M	<b>23M</b>
	Health Products and technologies storage Infrastructure Improved	Proportion of facilities with standard HPTs storage infrastructure	3.1 - 3.9	8%	15M	50%	16M	70%	17M	90%	7M	100%	4M	<b>59M</b>
Diagnostic and rehabilitation Services	Laboratory and blood transfusion services increased	Proportion of Health facilities offering basic laboratory services	3.1 - 3.9	40%	90M	55%	94.5M	70%	99.2 M	85%	104.2 M	100%	114.6 M	<b>502.5 M</b>
		No. of Health facilities offering blood services	3.1 - 3.9	8	20M	15	42M	20	44.1 M	25	46.3 M	30	48.6 M	<b>201M</b>
	<b>Sub total</b>				<b>1036.9 M</b>		<b>1177.9 M</b>		<b>1312.5 M</b>		<b>1386.5 M</b>			<b>6520.7 M</b>
	<b>Grand Total</b>				<b>3969.8 M</b>		<b>4454.1 M</b>		<b>4669.2 M</b>		<b>4871.9 M</b>			<b>23079.49 M</b>

#### 4.8 LANDS, HOUSING, PHYSICAL PLANNING AND URBAN DEVELOPMENT.

The sector is mandated to provide efficient land administration services, urban planning, valuation and survey services and promote sustainable housing development. In liaison with the county government and other development partners to provide low, cost housing. In addition, through the municipalities, the county shall endeavour to provide social amenities and improve infrastructure.

##### 4.8.1 Sector Composition

The Sector comprises of Lands, Survey, Physical Planning and Urban development sections. The sector also has municipalities which are semi-autonomous entities of the county government and are domiciled under Physical Planning and Urban Development section.

##### 4.8.2 Vision:

To be a national leader in provision of services relating to lands, urban physical infrastructure, and development.

##### 4.8.3 Mission:

To establish effective and efficient functional structures, systems and synergies towards sustainable lands and infrastructural development.

##### 4.8.4 Sector Goal(s):

The goals for this sector are:

- a) Proper and timely management of land for sustainable development.
- b) Effective management of land resources
- c) Provision of affordable and low-cost housing and connectivity
- d) Management of urban and rural areas for economic growth and resource mobilization.
- e) Strengthening the capacity of the department for efficient and effective service delivery

##### 4.8.5 Sector priorities and strategies

Sectors Priorities	Strategies
Effective management of land resources.	<ol style="list-style-type: none"> <li>i. Digitization of land records.</li> <li>ii. Preparing and implementation of physical and lands use plans.</li> <li>iii. Enhance land-based revenue collection.</li> <li>iv. Promote Land tenure.</li> <li>v. Promote Land banking.</li> <li>vi. Create a County Land Information Management System</li> </ol>
Improve urban planning and infrastructure development	<ol style="list-style-type: none"> <li>i. Establishment of urban institutions (municipalities, towns, markets etc.</li> <li>ii. Strengthening of existing urban institutions.</li> <li>iii. Preparation and implementation of physical and land use plans.</li> </ol>
Staff Capacity building and welfare improvement	<ol style="list-style-type: none"> <li>i. Staff capacity development.</li> <li>ii. Promotion of conducive work environment.</li> <li>iii. Automation of services.</li> </ol>

## 4.8.6 Sector programmes

Programme Name: Administrative Services														
Objective: To provide a conducive and favourable work environment														
Outcome: Improved service delivery														
Sub Programme:	Key Output	Key Performance Indicators	Linkages to SDG Targets*	Planned Targets and Indicative Budget (KSh. M)										Total Budget (KSh. M)*
				Year 1		Year 2		Year 3		Year 4		Year 5		
				Targ et	Cost	Targ et	Cost	Targ et	Cost	Targ et	Cost	Targ et	Cost	
General administrative services	Employees compensated.	No. of employees compensated		109		133		-		-		-		178.2
		No. of employees promoted		10		10		10		10		10		
		NO. of employees recruited		39		30		-		-		-		
	User goods and services	% of goods and services procured		1		1		1		1		1		
<b>TOTAL COST</b>					<b>35.64</b>		<b>35.64</b>		<b>35.64</b>		<b>35.64</b>		<b>35.64</b>	<b>178.2</b>

Programme Name: Policy, planning, and Research services.														
Objective: To improve work environment and service delivery.														
Outcome: Improved service delivery														
Sub Programme	Key Output	Key performance Indicator	Linkage to SDG Targets	Planned Targets and Indicative Budget (Ksh. M)										Total Budget (Ksh. M)
				Year 1		Year 2		Year 3		Year 4		Year 5		
				Targ et	Cost	Targ et	Cost	Targ et	Cost	Targ et	Cost	Targ et	Cost	
Planning, Research and policy development	Strategic plans developed	No of strategic plans developed	<b>SDG 4.1-7</b>	0	0	1	3	1	3	0	0	0	0	11.3
	Policies and bills developed and reviewed	No of Policies and bills developed and reviewed	<b>SDG 4.1-7</b>	0	0	2	10	0	0	0	0	0	0	10
	Reviewed integrated development plans	No of integrated plans reviewed	<b>SDG 4.1-7</b>	0	0	1	2	0	0	1	2	0	0	4
	Rating Bill developed	No. of Rating Bill developed	<b>SDG 4.1-7</b>	0	0	1	5	0	0	0	0	0	0	5
	Town plans developed	No. of town plans	<b>SDG 4.1-7</b>	4	60	0	0	0	0	0	0	0	0	60

**Programme Name:** Policy, planning, and Research services.

**Objective:** To improve work environment and service delivery.

**Outcome:** Improved service delivery

Sub Programme	Key Output	Key performance Indicator	Linkage to SDG Targets	Planned Targets and Indicative Budget (Ksh. M)										Total Budget (Ksh .M)	
				Year 1		Year 2		Year 3		Year 4		Year 5			
				Target	Cost	Target	Cost	Target	Cost	Target	Cost	Target	Cost		
	for Isibania, Sori, Muhuru and Kegonga	developed													
<b>TOTAL COST</b>					<b>61.26</b>		<b>4.26</b>		<b>9.76</b>		<b>13.26</b>		<b>1.26</b>	<b>90.3</b>	

**Programme Name:** County Land Information Management System

**Objective:** To increase access and control of Land information data

**Outcome:** Improved management, administration of land records and information

Sub Programme	Key Output	Key performance Indicator	Linkage to SDG Targets	Planned Targets and Indicative Budget (Ksh. M)										Total Budget (Ksh .M)
				Year 1		Year 2		Year 3		Year 4		Year 5		
				Target	Cost	Target	Cost	Target	Cost	Target	Cost	Target	Cost	
GIS laboratory services	Recruited GIS staff	No. of GIS staff recruited	<b>SDG 12.2; SDG 11.3</b>	3	1.26	3	1.26	3	1.26	3	1.26	3	1.26	6.3
	Purchased GIS Lab equipment.	No. of GIS lab equipment purchased.	<b>SDG 12.2; SDG11.3</b>	1	2	2	3.5	1	3.5	0	0	2	3	10.5
	Trained GIS staff	No. of staff trained	<b>SDG 12.2; SDG11.3</b>	3	0.5	3	0.5	3	0.5	3	0.5	3	0.5	2.5
	Constructed GIS laboratory	No. of GIS labs Constructed	<b>SDG 12.2; SDG11.3</b>	0	0	1	20	0	0	0	0	0	0	20
	Digital plot management platform	Existence of Geo Database	<b>SDG 12.2; SDG11.3</b>	0	0	1	40	0	0	0	0	0	0	40
	Sectors integrate with GIS	No. of sectors integrated with GIS	<b>SDG 12.2; SDG11.3</b>	5	10	5	10	0	0	0	0	0	0	100
	Public participation forums held on GIS	No. of Public participation fora held	<b>SDG 12.2; SDG11.3</b>	8	0.5	8	0.5	0	0	0	0	0	0	8
<b>TOTAL COST</b>					<b>14.26</b>		<b>75.76</b>		<b>5.26</b>		<b>1.76</b>		<b>4.76</b>	<b>187.3</b>

Programme Name: Land Survey Services.														
Objective: To improve security of tenure in land resources.														
Outcome: Enhanced security of Land Tenure and Utilization and Increased Space for county development projects														
Sub Program me	Key Output	Key performance Indicator	Linka ge to SDG Target s	Planned Targets and Indicative Budget (Ksh. M)										Tota l Bud get (Ksh .M)
				Year 1		Year 2		Year 3		Year 4		Year 5		
				Targ et	Cost	Targ et	Cost	Targ et	Cost	Targ et	Cost	Targ et	Cost	
Survey and Adjudica tion	Surveyed and beacons public land	Acreage of Land parcels surveyed and beacons	<b>SDG1 2.2 ; SDG1 1.3</b>	16	0.4	16	0.4	16	0.4	16	0.4	16	0.4	2.0
	Title deeds issued	No. of Titles deeds issued	<b>SDG 12.2; SDG1 1.3</b>	10	0.8	10	0.8	10	0.8	10	0.8	10	0.8	4.0
	Revised market plans	No. of market plans revised	<b>SDG 12.2; SDG1 1.3</b>	12	1.0	12	1.0	12	1.0	12	1.0	12	1.0	5.0
	Confirmed and inspected general boundaries of public and private lands	No. of Parcels of land inspected and confirmed	<b>SDG1 2.2; SDG1 1.3</b>	48	0.3	48	0.3	48	0.3	48	0.3	48	0.3	1.5
	County property surveyed	No. of County properties surveyed	<b>SDG1 2.2; SDG1 1.3</b>	1000	0.005	1000	0.005	1000	0.005	1000	0.005	1000	0.005	25
	Registered leases for county properties	No. of registration of leases	<b>SDG1 2.2; SDG1 1.3</b>	5000	0.00125	5000	0.00125	5000	0.00125	5000	0.00125	5000	0.00125	31.25
County Projects Space Development	Land purchased for development project	No of Hectares Land purchased for development project	<b>SDG1 2.2; SDG1 1.3</b>	0	0	10	56.6	10	60	10	60	10	60	236.6
	Plots repossessed	No of Hectares of land repossessed	<b>SDG 11.3</b>	1	4	1	4	1	4	1	4	1	4	20
	Processed legal documentation	No. of plots with legal documentation	<b>SDG 11.3</b>	200	0.01	200	0.01	200	0.01	200	0.01	200	0.01	10
<b>TOTAL COST</b>					<b>63.11625</b>		<b>6.50725</b>		<b>66.50725</b>		<b>66.50725</b>		<b>66.50725</b>	<b>335.35</b>

Programme Name: Land Rent and Rates Services														
Objective: To Establish the Value of Ratable Property														
Outcome: Increased Land Based revenue														
Sub Programme	Key Output	Key performance Indicator	Linkage to SDG Targets	Planned Targets and Indicative Budget (Ksh. M)										Total Budget (Ksh .M)
				Year 1		Year 2		Year 3		Year 4		Year 5		
				Target	Cost	Target	Cost	Target	Cost	Target	Cost	Target	Cost	
Rents and rates services	Prepared and approved Digital valuation rolls for major Urban Areas	No. of Urban Areas with Approved Valuation Rolls	<b>SDG 8.2</b>	2	30	8	120	3	45	2	30	2	30	255
<b>TOTAL COST</b>					<b>30</b>		<b>120</b>		<b>45</b>		<b>30</b>		<b>30</b>	<b>255</b>

Programme Name: Housing Development Services														
Objective: To provide adequate Human settlements and infrastructural connectivity for a first class economy														
Outcome: increased Safe Houses and Less Slum Settlements														
Sub Programme	Key Output	Key performance Indicator	Linkage to SDG Targets	Planned Targets and Indicative Budget (Ksh. M)										Total Budget (Ksh .M)
				Year 1		Year 2		Year 3		Year 4		Year 5		
				Target	Cost	Target	Cost	Target	Cost	Target	Cost	Target	Cost	
Housing services	Staff housing scheme developed	% increase in staff housing schemes developed	<b>SDG</b>	30		35		40		45		50		500
	low-cost housing and building technology centres established	% increase in low cost building technology centres established		25		30		35		45		50		500
<b>TOTAL</b>														<b>1B</b>

Programme Name: Land Resources Development and Management Services														
Objective: To effectively manage County Land resources and boundary disputes resolutions to fast track the implementation of Vision 2030														
Outcome: Increased Value in Land Use and High Standard of Living														
Sub Programme	Key Output	Key performance Indicator	Linkage to SDG Targets	Planned Targets and Indicative Budget (Ksh. M)										Total Budget (Ksh .M)
				Year 1		Year 2		Year 3		Year 4		Year 5		
				Target	Cost	Target	Cost	Target	Cost	Target	Cost	Target	Cost	
Land survey and mapping services	Maps amended.	% increase in maps amended	<b>SDG</b>	10		20		30		40		50		100
	Amendment centres established	% increase in amendment centres established		5		10		15		20		25		

**Programme Name: Land Resources Development and Management Services**

**Objective: To effectively manage County Land resources and boundary disputes resolutions to fast track the implementation of Vision 2030**

**Outcome: Increased Value in Land Use and High Standard of Living**

Sub Program me	Key Output	Key performanc e Indicator	Linka ge to SDG Target s	Planned Targets and Indicative Budget (Ksh. M)										Total Budg et (Ksh .M)
				Year 1		Year 2		Year 3		Year 4		Year 5		
				Targ et	Cos t	Targ et	Cos t	Targ et	Cos t	Targ et	Cos t	Targ et	Cos t	
	Plans and Maps prepared.	% increase in plans and maps Prepared		10		15		20		30		40		20
	land parcels Beaoned and Surveyed	% increase of land parcels Beaoned and Surveyed		15		20		25		30		35		25
	Topographica l and thematic maps digitalized and updated.	% level of digitization and updating of Topographic al and thematic maps		10		20		30		35		40		50
physical and urban planning services	Towns planned for development	% increase of towns planned for development		10		20		30		35		40		600
	County spatial plan developed	% level of County spatial plan developed		10		20		30		40		50		300
	GIS lab constructed and equipped	% level of construction and equipping GIS lab		15		20		25		30		35		30
Land registratio n and records managem ent services	Registration and Records Management centres established	% increase in registration and Records Management centres established		20		25		30		35		40		20
	Land records digitized	% level of digitization of land records		10		15		20		25		30		20
	land parcels with title deeds	% increase of land Parcels with title deeds		10		20		25		30		35		20
	Acres of land purchased for public use	% increase in Acres of land purchased for public use		10		20		30		40		45		30

**Programme Name: Land Resources Development and Management Services**

**Objective: To effectively manage County Land resources and boundary disputes resolutions to fast track the implementation of Vision 2030**

**Outcome: Increased Value in Land Use and High Standard of Living**

Sub Programme	Key Output	Key performance Indicator	Linkage to SDG Targets	Planned Targets and Indicative Budget (Ksh. M)										Total Budget (Ksh. M)
				Year 1		Year 2		Year 3		Year 4		Year 5		
				Target	Cost	Target	Cost	Target	Cost	Target	Cost	Target	Cost	
	Validated and Letters of Allotment and/or certificates of lease issued	% increase in Validated and Letters of Allotment and/or certificates of lease issued		20		25		30		35		40		20
Land revenue management services	County Rating bill implemented	% level of Implementation of County Rating bill		10		15		20		25		30		10
	valuation roll updated and completed	% of valuation roll updated and completed		10		15		20		30		40		25
<b>TOTAL</b>														<b>1125</b>

#### 4.8.7 Municipalities

Municipalities are entities/semi-autonomous county government agencies (SACGAS) established in Lands, Housing, Physical Planning and Urban Development Sector. Each Municipality (i.e. Migori Municipality, Awendo Municipality, Rongo Municipality and Kehancha Municipality) is comprised of three sub-departments namely: Administrative and Support Services, Municipal Services and Municipal Planning.

##### 4.8.7.1 Rongo Municipality

###### Vision Statement

To be a secure, competitive, and well-governed municipality with efficient service delivery and attractive opportunities for the benefit of its investors and residents.

###### Mission Statement

To offer effective and efficient governance that works for, and with the people of Rongo and beyond.

###### Goals

Goal 1: To ensure effective and efficient urban development and management.

Goal 2: To promote Environmental management,

Goal 3: To promote industrialization within the municipality.

Goal 4: To Encourage and monitor the establishment of programmes that cushions vulnerable groups within the Municipality.



**Departmental priorities and strategies**

Sectors Priorities	Strategies
1.Enhance administrative and governance	i. Enhance capacity of the board and staff. ii. Invest in human resource. iii. Develop and review municipal bylaws, plans and policies. iv. Strengthen public participation.
2. Improve municipal services	i. Invest in solid waste management equipment. ii. Invest in environment preservation and conservation. iii. Improve municipal infrastructure. iv. Enhanced resource mobilization.
3.Improve municipal planning	i. Develop and review plans highlighted in the urban areas and cities act. ii. Develop relevant policies and bi-laws

**Rongo Municipality development programmes.**

Programme Name: Administrative and Support Services														
Objective: To improve work environment, administration and governance.														
Outcome: Improved service delivery to Rongo municipality residents														
Sub Programme	Key Output	Key performance Indicator	Linkage to SDG Targets	Planned Targets and Indicative Budget (Ksh. M)										Total Budget (Ksh .M)
				Year 1		Year 2		Year 3		Year 4		Year 5		
				Target	Cost	Target	Cost	Target	Cost	Target	Cost	Target	Cost	
<b>Planning, Administration, and governance services</b>	Employed technical staff.	Number of technical staff Employed.	<b>SDG 11.1</b>	5	4	5	5	3	3	3	3	3	3	18
	Trained Staff	Number of staff trained	<b>SDG 11.1</b>	5	1.5	5	1.5	3	1	3	1	3	1.5	5.5
	Trained municipal board members.	Trainings offered to Municipal Board Members.	<b>SDG 11.1</b>	0	0	10	2	0	0	0	0	10	2	
	Municipal Board Meetings held.	Number of Board Meetings	<b>SDG 11.1</b>	8	1.2	12	1.5	12	1.8	12	1.8	12	1.8	8.1
	Board Sub-Committee Meetings	Number of board sub-committee meetings	<b>SDG 11.1</b>	12	0.6	24	1.2	24	1.5	24	1.5	24	1.5	6.3
	Administration block renovated and equipped	Level of Completion and equipping	<b>SDG 11.1</b>	0	0	50	10	50	10	0	10	0	0	20
	Municipal offices constructed	% of works done	<b>SDG 11.1</b>	0	0	50	15.5	50	15.5	0	15.5	0	0	31
	Motor vehicles Purchased	Number of motor vehicles purchased	<b>SDG 11.1</b>	0	08	1	8	0	0	0	0	1	8	16
	Public participation highlighted in the Act	Number of Citizen forums	<b>SDG 8.6</b>	4	2	4	2	4	2	4	2	4	2	10
	Developed proposals funded by partners.	Number of funding proposals developed.	<b>SDG 17.1</b>	2	0.4	4	0.8	2	0.4	3	0.4	4	0.8	3
	Minutes/Reports	Number of meetings	<b>SDG 17.2</b>	2	0.4	2	0.4	2	05	2	05	2	0.5	2.3

Programme Name: Administrative and Support Services														
Objective: To improve work environment, administration and governance.														
Outcome: Improved service delivery to Rongo municipality residents														
Sub Programme	Key Output	Key performance Indicator	Linkage to SDG Targets	Planned Targets and Indicative Budget (Ksh. M)										Total Budget (Ksh .M)
				Year 1		Year 2		Year 3		Year 4		Year 5		
				Target	Cost	Target	Cost	Target	Cost	Target	Cost	Target	Cost	
		held with partners												
	Public participation Reports.	Number of Citizen Forums held with Community and partners	<b>SDG 17.2</b>	2	1	4	2	4	2	4	2	4	2	9
<b>Sub-total</b>					<b>19.1</b>		<b>49.9</b>		<b>42.2</b>		<b>42.2</b>		<b>23.1</b>	<b>105.7</b>

Programme Name: Infrastructure Development														
Objective: To improve basic services within the Municipality														
Outcome: Enhanced basic service within the municipality														
Sub Programme	Key Output	Key performance Indicator	Linkage to SDG Targets	Planned Targets and Indicative Budget (Ksh. M)										Total Budget (Ksh .M)
				Year 1		Year 2		Year 3		Year 4		Year 5		
				Target	Cost	Target	Cost	Target	Cost	Target	Cost	Target	Cost	
<b>Infrastructure development</b>	Low cost houses Constructed	Number of units done	<b>SDG 11.2</b>	50	100	50	100	50	100	50	100	50	100	500
	Paved Roads annually	Number of kilometres paved	<b>SDG 9.1</b>	50	1.5	80	2.5	50	1.5	50	1.6	50	1.5	8.6
	Drainages unclogged	Kilometres of unclogged and repaired	<b>SDG 11.1</b>	1	0.6	2	1.2	2	1.2	2	1.2	2	1.2	6.2
	Bridges constructed.	Number of bridges constructed	<b>SDG 8.1</b>	0	0	1	50	0	0	1	50	0	0	100
	Foot bridges constructed	Number of foot bridges constructed	<b>SDG 11.2</b>			2	6	0	0	2	6	0	0	12
	Roads upgraded to bitumen standards.	Number of kilometres		0	0	3	120	2	80	2	80	2	80	360
	Street lighting installed.	Number of poles installed	<b>SDG 11.1</b>	0	0	30	8	20	5.5	0	0	0	0	13.5
	Motorable roads	Number of kilometres expanded and rehabilitated	<b>SDG 11.2</b>	0	0	2	80	0	0	1	40	0	0	120

<b>Sub-total</b>			<b>102.1</b>		<b>367.7</b>		<b>188.2</b>		<b>278.8</b>		<b>182.7</b>	<b>1119.5</b>
------------------	--	--	--------------	--	--------------	--	--------------	--	--------------	--	--------------	---------------

**Programme Name: Environmental Management and conservation**

**Objective: To provide safe and healthy Environment**

**Outcome: enhanced safety and healthier environment**

Sub Programme	Key Output	Key performance Indicator	Linkage to SDG Targets	Planned Targets and Indicative Budget (Ksh. M)										Total Budget (Ksh .M)
				Year 1		Year 2		Year 3		Year 4		Year 5		
				Target	Cost	Target	Cost	Target	Cost	Target	Cost	Target	Cost	
<b>Environmental preservation, cleaning, and conservation services</b>	Solid waste collected.	Number of Tonnes collected	<b>SDG 11.2</b>	300	9.0	300	9.0	300	9.0	300	9.0	300	9.0	45
	Storm water drains constructed	Number of kilometres of Storm water drainage constructed	<b>SDG 11.2</b>	0	0	2	32	3	48	2	32	1	16	128
	Trees Planted	Number of trees planted	<b>SDG 11.2</b>	0	0	200	1	200	1	200	1	200	1	4
<b>Sub-total</b>				<b>9</b>		<b>42</b>		<b>58</b>		<b>42</b>		<b>26</b>	<b>177</b>	

**Programme Name: Municipal Planning services**

**Objective: To enhance land use planning, economic development and integrated planning.**

**Outcome: Properly guided and formalised development**

Sub Programme	Key Output	Key performance Indicator	Linkage to SDG Targets	Planned Targets and Indicative Budget (Ksh. M)										Total Budget (Ksh .M)
				Year 1		Year 2		Year 3		Year 4		Year 5		
				Target	Cost	Target	Cost	Target	Cost	Target	Cost	Target	Cost	
<b>Policies, plans and bi-laws review and development</b>	Strategic Plan (3years)	Level of plan completion (%)	<b>SDG 17.1</b>	100	3.5	0	0	100	3.5	0	0	0	0	7
	Annul review of Integrated development Plan	Level of plan review (%)	<b>SDG 17.1</b>	100	2	100	2	100	2	100	2	100	2	10
	Mineral resource policy developed and reviewed	Level of completion (%)	<b>SDG 17.1</b>	0	0	100	3	0	0	100	2	0	0	5
Urban public spaces management services	Open spaces policy and bill drafted	Level of completion (%)		0	0	50	3	50	3	0	0	0	0	6
	Public participation held	Number of forums held	<b>SDG 8.6</b>	0	0	4	3.2	2	1.6	0	0	0	0	4.8
	Formal and informal developments on public spaces Identified	Number of formal and informal developments		0	0	50	3	0	0	0	0	0	0	3
	Notices to non-	Number of notices		0	0	20	1	0	0	0	0	0	0	1

	compliant developments issued	issued												
	Enforcement cases handled	Number of enforcement cases handled		0	0	10	5	0	0	4	2	0	0	7
<b>Sub- total</b>					<b>5.5</b>		<b>20.2</b>		<b>10.1</b>		<b>6</b>		<b>2</b>	<b>43.8</b>

#### 4.8.7.2 Kehancha Municipality

##### Vision

A well Planned, managed, livable and economically vibrant municipality that promotes sustainable and climate resilient development for all.

##### Mission

To create an enabling environment for sustainable development, optimizing social economic opportunities and efficient service delivery to municipal residents.

##### Goal(s)

- i) To Improve municipal infrastructure to make the Kehancha municipality competitive.
- ii) To Preserve open spaces, farmlands and conserve rivers, water catchment areas, ridges, promote green development and moderate climate change.
- iii) To promote well planned, zoned, and integrated development through a polycentric development proposal that ensures good spread of activities.
- iv) To create a vibrant and diverse economy, that provides business opportunities to the working population and employment opportunities to the youth.

#### Departmental priorities and strategies

Sectors Priorities	Strategies
1.Enhance administrative and governance	i. Enhance capacity of the board and staff. ii. Invest in human resource. iii. Develop and review municipal bylaws, plans and policies. iv. Strengthen public participation.
2. Improve municipal services	i. Invest in solid waste management equipment. ii. Invest in environment preservation and conservation. iii. Improve municipal infrastructure. iv. Enhanced resource mobilization.
3.Improve municipal planning	i. Develop and review plans highlighted in the urban areas and cities act. ii. Develop relevant policies and bi-laws.

#### Kehancha Municipality development programmes.

Programme Name: Administrative and Support Services														
Objective: To improve work environment, administration, and governance.														
Outcome: Improved service delivery to Kehancha municipality residents														
Sub Programme	Key Output	Key performance Indicator	Linkage to SDG Targets	Planned Targets and Indicative Budget (Ksh. M)										Total Budget (Ksh .M)
				Year 1		Year 2		Year 3		Year 4		Year 5		
				Target	Cost	Target	Cost	Target	Cost	Target	Cost	Target	Cost	
Planning, Administration and governance services	Employed technical staff.	Number of technical staff Employed.	<b>SDG 11.1</b>	5	4	5	5	3	3	3	3	3	3	18
	Trained Staff	Number of staff trained	<b>SDG 11.1</b>	5	1.5	5	1.5	3	1	3	1	3	1.5	5.5

**Programme Name: Administrative and Support Services**

**Objective: To improve work environment, administration, and governance.**

**Outcome: Improved service delivery to Kehancha municipality residents**

Sub Programme	Key Output	Key performance Indicator	Linkage to SDG Targets	Planned Targets and Indicative Budget (Ksh. M)										Total Budget (Ksh. M)
				Year 1		Year 2		Year 3		Year 4		Year 5		
				Target	Cost	Target	Cost	Target	Cost	Target	Cost	Target	Cost	
	Trained municipal board members.	Trainings offered to Municipal Board Members.	<b>SDG 11.1</b>	10	2	3	1.2	0	0	0	0	10	2	5.2
	Municipal Board Meetings.	Number of Board Meetings	<b>SDG 11.1</b>	8	1.2	12	1.5	12	1.8	12	1.8	12	1.8	8.1
	Board Sub-Committee Meetings	Number of committee meetings	<b>SDG 11.1</b>	12	0.6	24	1.2	24	1.5	24	1.5	24	1.5	6.3
	Administration block Renovated and Equipped	Level of Completion and Equipping	<b>SDG 11.1</b>	0	0	50	10	50	10	0		0	0	20
	Motor vehicles Purchased	Number of motor vehicles purchased	<b>SDG 11.1</b>	0	0.8	1	8	0	0	0	0	1	8	16
	Municipal office Block constructed	% of works done	<b>SDG 11.1</b>	0	0	50	16	50	16	0	0		0	32
	Public participation highlighted in the Act	Number of Citizen forums	<b>SDG 8.5</b>	4	2	4	2	4	2	4	2	4	2	10
	Developed proposals funded by partners.	Number of funding proposals developed.	<b>SDG 17.1</b>	2	0.4	4	0.8	2	0.4	3	0.6	4	0.8	3
	Minutes/Reports	Number of meetings held with partners	<b>SDG 17.2</b>	2	0.4	2	0.4	2	0.5	2	0.5	2	0.5	2.3
	Bench Marking in other cities and Municipalities	Number of participants	<b>SDG 17.2</b>	10	1.5	10	1.5	10	1.5	0	0	0	0	4.5
	Public participation Reports.	Number of Citizen Forums held with Community and partners	<b>SDG 17.2</b>	2	1	4	2	4	2	4	2	4	2	9
<b>Sub-total</b>					<b>22.6</b>		<b>51.1</b>		<b>44.2</b>		<b>12.4</b>		<b>23.1</b>	<b>153.4</b>

Programme Name: Infrastructure Development														
Objective: To improve basic services within the Municipality														
Outcome: Enhanced basic service within the municipality														
Sub Programme	Key Output	Key performance Indicator	Linkage to SDG Targets	Planned Targets and Indicative Budget (Ksh. M)										Total Budget (Ksh. M)
				Year 1		Year 2		Year 3		Year 4		Year 5		
				Target	Cost	Target	Cost	Target	Cost	Target	Cost	Target	Cost	
Infrastructure development	Low-cost houses Constructed	Number of units done	SDG 11.2	50	100	50	100	50	100	50	100	50	100	500
	Paved Roads annually	Number of kilometres paved	SDG 9.1	50	1.5	80	2.5	50	1.5	50	1.6	50	1.5	8.6
	Drainages unclogged	Kilometres unclogged and repaired	SDG 11.1	1	0.6	2	1.2	2	1.2	2	1.2	2	1.2	6.2
	Complete and operational Boda-boda Facilities	Number of Boda-boda facilities established	SDG 11.2	4	2	4	2	4	2	0	0	0	0	6
	Jua Kali Sheds	Number of Jua Kali Sheds constructed	SDG 8.5			2	10	2	10	0	0	0	0	20
	Bridges constructed linking major roads and markets.	Number of bridges constructed	SDG 8.1	0	0	1	40	0	0	1	40	0	0	80
	Foot bridges constructed	Number of foot bridges constructed	SDG 11.2			2	6	0	0	2	6	0	0	12
	Roads to be upgraded to bitumen standards.	Number of kilometres	SDG 11.1	0	0	2	80	2	80	1	40	1	40	240
	Opening, Murrumping and Culvert Installation of Kehancha Town/market access roads	Number of kilometres done	SDG 11.1	6	18	6	18	6	18	6	18	6	18	108
	Street lighting installed.	Number of poles installed	SDG 11.1	0	0	30	8	20	5.5	0	0	0	0	13.5
Floodlight installed	Number of floodlights	SDG 11.1	0	0	0	0	1	10	1	10	0	0	20	
Kehancha Town WIFI-hotspot	Number of hotspots installed		2	4	0	0	0	0	1	2	0	0	6	

Programme Name: Infrastructure Development														
Objective: To improve basic services within the Municipality														
Outcome: Enhanced basic service within the municipality														
Sub Programme	Key Output	Key performance Indicator	Linkage to SDG Targets	Planned Targets and Indicative Budget (Ksh. M)										Total Budget (Ksh. M)
				Year 1		Year 2		Year 3		Year 4		Year 5		
				Target	Cost	Target	Cost	Target	Cost	Target	Cost	Target	Cost	
	devises installation													
	New Kehancha water supply system constructed	Level of completion (%)	<b>SDG 6.1</b>	0	0	25	25	25	25	25	25	25	25	100
	Kehancha water supply system rehabilitated	Level of completion	<b>SDG 6.1</b>	0	0	100	25	0	0	0	0	0	0	25
	Motorable roads done	Number of Km of motorable roads expanded and rehabilitated	<b>SDG 11.2</b>	0	0	2	80	0	0	1	40	0	0	120
<b>Sub-total</b>					<b>130.1</b>		<b>397.7</b>		<b>300.2</b>		<b>283.8</b>		<b>185.7</b>	<b>1297.5</b>

Programme Name: Environmental Management and conservation														
Objective: To provide safe and healthy Environment														
Outcome: enhanced safety and healthier environment														
Sub Programme	Key Output	Key performance Indicator	Linkage to SDG Targets	Planned Targets and Indicative Budget (Ksh. M)										Total Budget (Ksh. M)
				Year 1		Year 2		Year 3		Year 4		Year 5		
				Target	Cost	Target	Cost	Target	Cost	Target	Cost	Target	Cost	
<b>Environmental preservation, town cleaning and conservation services</b>	Solid waste collected.	Number of Tonnes collected	<b>SDG 11.2</b>	300	9.0	300	9.0	300	9.0	300	9.0	300	9.0	45
	Storm water drainage constructed	Number of Km of Storm water drainage constructed	<b>SDG 11.2</b>	0	0	2	32	3	48	2	32	1	16	128
	Recreational Park	Land in hectares purchased for recreational park	<b>SDG 11.1</b>	0	0	0	0	2	20	0	0	0	0	20
	Recreational Park developed	Area in Km of recreational park developed	<b>SDG 11.1</b>	0	0	0	0	2	10	0	0	0	0	20

Programme Name: Environmental Management and conservation														
Objective: To provide safe and healthy Environment														
Outcome: enhanced safety and healthier environment														
Sub Programme	Key Output	Key performance Indicator	Linkage to SDG Targets	Planned Targets and Indicative Budget (Ksh. M)										Total Budget (Ksh .M)
				Year 1		Year 2		Year 3		Year 4		Year 5		
				Target	Cost	Target	Cost	Target	Cost	Target	Cost	Target	Cost	
	Specialized garbage trucks	Number of specialised garbage trucks	<b>SDG 8.8</b>	0	0	1	10	0	0	0	0			10
	Back hoe	Number of Back hoes (JCB)	<b>SDG 8.8</b>	1	10	0	0	0	0	0	0	0	0	10
	Motor Grader	Number of Motor Graders (Caterpillar)		0	0	1	50	0	0	0	0	0	0	50
	Excavator	Number of excavators		0	0	1	20	0	0	0	0	0	0	20
<b>CBD Streetscape upgrade</b>	Complete and operational lorry park	Level of completion (%)		100	50	0	0	0	0	0	0	0	0	50
	Walkways constructed	Number of kilometres of pedestrian walkways constructed		2	15	2	15	2	15	2	15	2	15	75
	Trees Planted	Number of trees planted	<b>SDG 11.2</b>	0	0	200	1	200	1	200	1	200	1	4
	Cabrios installed in non-motorable transport	Number of kilometres of Cabrios installed in non-motorable transport	<b>SDG 11.2</b>	0	0	1	40	0	0	1	40	0	0	80
<b>Sub-total</b>					<b>84</b>		<b>177</b>		<b>103</b>		<b>97</b>		<b>41</b>	<b>502</b>

Programme Name: Municipal Planning services														
Objective: To enhance land use planning, economic development and integrated planning.														
Outcome: Properly guided and formalised development														
Sub Programme	Key Output	Key performance Indicator	Linkage to SDG Targets	Planned Targets and Indicative Budget (Ksh. M)										Total Budget (Ksh .M)
				Year 1		Year 2		Year 3		Year 4		Year 5		
				Target	Cost	Target	Cost	Target	Cost	Target	Cost	Target	Cost	
<b>Policies, plans and bi-laws review and development</b>	Urban Integrated Strategic Plan developed (20 years)	Level of plan completion (%)	<b>SDG 17.1</b>	50	6	50	6	0	0	0	0	0	0	10
	Integrated development Plan (5years)	Level of plan completion (%)	<b>SDG 17.1</b>	100	5	0	0	0	0	0	0	0	0	5



Programme Name: Municipal Planning services														
Objective: To enhance land use planning, economic development and integrated planning.														
Outcome: Properly guided and formalised development														
Sub Program me	Key Output	Key performance Indicator	Linka ge to SDG Target s	Planned Targets and Indicative Budget (Ksh. M)										Total Budg et (Ksh .M)
				Year 1		Year 2		Year 3		Year 4		Year 5		
				Targ et	Cos t	Targ et	Cos t	Targ et	Cos t	Targ et	Cos t	Targ et	Cos t	
	Strategic Plan (3years)	Level of plan completion (%)	<b>SDG 17.1</b>	100	3.5	0	0	100	3.5	0	0	0	0	7
	Annul review of Integrated developme nt Plan	Level of plan review (%)	<b>SDG 17.1</b>	100	2	100	2	100	2	100	2	100	2	10
	Physical Developme nt Plan (Action Plan)	Level of review/develop ment (%)	<b>SDG 17.1</b>	100	66	0	0	0	0	0	00	0	0	66
	Mineral resource policy developed and reviewed	Level of completion (%)	<b>SDG 17.1</b>	0	0	100	3	0	0	100	2	0	0	5
Urban public spaces managemen t services	Open spaces policy and bill drafted	Level of completion (%)		0	0	50	3	50	3	0	0	0	0	6
	Public participatio n held	Number of forums held	<b>SDG 8.6</b>	0	0	4	3.2	2	1.6	0	0	0	0	4.8
	Formal and informal developme nts on public spaces Identified	Number of formal and informal developments		0	0	50	3	0	0	0	0	0	0	3
	Notices to non-compliant developme nts issued	Number of notices issued		0	0	20	1	0	0	0	0	0	0	1
	Enforceme nt cases handled	Number of enforcement cases handled		0	0	10	5	0	0	4	2	0	0	7
<b>Sub- total</b>					<b>82.5</b>		<b>26.2</b>		<b>10.1</b>		<b>6</b>		<b>2</b>	<b>126.8</b>

#### 4.8.7.3 Migori Municipality

##### Vision

To be a livable and all-inclusive Municipality

##### Mission

To create a conducive environment that enhances the socio-economic development of Migori Municipality

##### Goal(s)

1. To promote good Governance for wealth creation and service delivery
2. To establish and sustain a program on proper land use and Environmental Management
3. To promote Municipal Transformation and Institutional Development in the Municipality
4. To enhance partnerships and collaboration for the development

### Department priorities and strategies

Sectors Priorities	Strategies
1. Enhance administrative and governance	i. Enhance the capacity of the board and staff. ii. Invest in human resources development. iii. Develop and review municipal bylaws, plans, and policies. iv. Strengthen public participation.
2. Improve municipal services	i. Invest in solid waste management equipment. ii. Invest in environment preservation and conservation. iii. Improve municipal infrastructure. iv. Enhanced resource mobilization.
3. Improve municipal planning	i. Develop and review plans highlighted in the urban areas and cities act. ii. Develop relevant policies and bi-laws.

### Migori Municipality development programmes.

**Programme Name:** Administrative and Support Services

**Objective:** To improve work environment, administration, and governance.

**Outcome:** Improved service delivery to Migori Municipality residents

Sub Programme	Key Output	Key performance Indicator	Linkage to SDG Targets	Planned Targets and Indicative Budget (Ksh. M)										Total Budget (Ksh .M)
				Year 1		Year 2		Year 3		Year 4		Year 5		
				Target	Cost	Target	Cost	Target	Cost	Target	Cost	Target	Cost	
Planning, Administration, and governance services	Employed technical staff.	Number of technical staff Employed.	<b>SDG 11.1</b>	5	4	5	5	3	3	3	3	3	3	18
	Trained Staff	Number of staff trained	<b>SDG 11.1</b>	5	1.5	5	1.5	3	1	3	1	3	1.5	5.5
	Trained municipal board members.	Trainings offered to Municipal Board Members.	<b>SDG 11.1</b>	0	0	10	2	0	0	0	0	10	2	4
	Municipal Board Meetings.	No of Board Meetings	<b>SDG 11.1</b>	8	1.2	12	1.5	12	1.8	12	1.8	12	1.8	8.1
	Board Sub-Committee Meetings	No of committee meetings	<b>SDG 11.1</b>	12	0.6	24	1.2	24	1.5	24	1.5	24	1.5	6.3
	Administration block constructed & Renovated and Equipped	Level of Completion and Equipping	<b>SDG 11.1</b>	0	0	50	10	50	10	0	0	0	0	20
	Municipality offices constructed	% Of works done	<b>SDG 11.1</b>	50	15.5	50	15.5	0	0	0	0	0	0	31
	Motor vehicles Purchased	Number of motor vehicles purchased	<b>SDG 11.1</b>	0	0.8	1	0.8	0	0	0	0	1	0.8	16
	Municipal office Block constructed	% Of works don	<b>SDG 11.1</b>	0	0	50	16	50	16	0	0	0	0	32
	Public participation highlighted in the Act	Number of Citizen forums		4	2	4	2	4	2	4	2	4	2	10
Developed proposals	Number of funding	<b>SDG 17.1</b>	2	0.4	4	0.8	2	0.4	3	0.6	4	0.8	3	

Programme Name: Administrative and Support Services														
Objective: To improve work environment, administration, and governance.														
Outcome: Improved service delivery to Migori Municipality residents														
Sub Programme	Key Output	Key performance Indicator	Linkage to SDG Targets	Planned Targets and Indicative Budget (Ksh. M)										Total Budget (Ksh .M)
				Year 1		Year 2		Year 3		Year 4		Year 5		
				Target	Cost	Target	Cost	Target	Cost	Target	Cost	Target	Cost	
	funded by partners.	proposals developed.												
	Minutes/Reports	Number of meetings held with partners	SDG 17.2	2	0.4	2	0.4	2	0.5	2	0.5	2	0.5	2.3
	Public participation Reports.	Number of Citizen Forums held with Community and partners	SDG 17.2	2	1	4	2	4	2	4	2	4	2	9
<b>Sub - total</b>					<b>34.6</b>		<b>65.9</b>		<b>42.7</b>		<b>5.1</b>		<b>23.1</b>	<b>165.2</b>

Programme Name: Infrastructure Development														
Objective: To improve basic services within the Municipality														
Outcome: Enhanced basic service within the municipality														
Sub Programme	Key Output	Key performance Indicator	Linkage to SDG Targets	Planned Targets and Indicative Budget (Ksh. M)										Total Budget (Ksh .M)
				Year 1		Year 2		Year 3		Year 4		Year 5		
				Target	Cost	Target	Cost	Target	Cost	Target	Cost	Target	Cost	
Infrastructure development	Low cost houses Constructed	Number of units done	SDG 11.2	50	100	50	100	50	100	50	100	50	100	500
	Paved Roads annually	Number of kilometres paved	SDG 9.1	50	1.5	80	2.5	50	1.5	50	1.6	50	1.5	8.6
	Drainages unclogged	Kilometres unclogged and repaired	SDG 11.1	1	0.6	2	1.2	2	1.2	2	1.2	2	1.2	6.2
	Bridges constructed Linking major roads and markets.	Length constructed number of bridges constructed	SDG 8.1	0	0	1	50	0	0	1	50	0	0	100
	Foot bridges constructed	No of foot bridges constructed	SDG 11.2			2	6	0	0	2	6	0	0	12
	Roads to be upgraded to bitumen standards.	No of Kms		0	0	3	120	2	80	2	80	2	80	360
	Street lighting installed	No. of poles installed	SDG 11.1	0	0	30	8	20	5.5	0	0	0	0	13.5

Programme Name: Infrastructure Development														
Objective: To improve basic services within the Municipality														
Outcome: Enhanced basic service within the municipality														
Sub Programme	Key Output	Key performance Indicator	Linkage to SDG Targets	Planned Targets and Indicative Budget (Ksh. M)										Total Budget (Ksh .M)
				Year 1		Year 2		Year 3		Year 4		Year 5		
				Target	Cost	Target	Cost	Target	Cost	Target	Cost	Target	Cost	
	Motorable roads	Number of Km of motorable roads expanded and rehabilitated	SDG 11.2	0	0	2	80	0	0	1	40	0	0	120
ICT	Migori Municipality WIFI hotspots devices installed	No of WIFI hotspots devices	SDG 9.5.c	0	0	4	4	4	4	4	4	0	0	12
<b>Sub - total</b>					<b>102.1</b>		<b>371.7</b>		<b>192.2</b>		<b>282.8</b>		<b>182.7</b>	<b>1131.5</b>

Programme Name: Environmental Management and conservation														
Objective: To provide safe and healthy Environment														
Outcome: enhanced safety and healthier environment														
Sub Programme	Key Output	Key performance Indicator	Linkage to SDG Targets	Planned Targets and Indicative Budget (Ksh. M)										Total Budget (Ksh .M)
				Year 1		Year 2		Year 3		Year 4		Year 5		
				Target	Cost	Target	Cost	Target	Cost	Target	Cost	Target	Cost	
Environmental preservation and conservation services	Solid waste collected	No. of Tonnes collected	SDG 11.2	300	9.0	300	9.0	300	9.0	300	9.0	300	9.0	45
	Storm water drains constructed	Number of Km of Storm water drainage constructed	SDG 11.2	0	0	2	32	3	48	2	32	1	16	128
	Trees Planted	Number of trees planted	SDG 11.2	0	0	200	1	200	1	200	1	200	1	4
	Recreational parks developed	Number of Recreational parks refurbished/developed	SDG 11.2	0	0	1	1	1	1	1	1	0	0	4
	Decentralized Treatment Plant constructed	Decentralized treatment plant developed	SDG 11.2	0	0	0	0	1	500	1	0	0	0	500
<b>Sub - total</b>					<b>9</b>		<b>43</b>		<b>559</b>		<b>43</b>		<b>26</b>	<b>680</b>

Programme Name: Municipal Planning services														
Objective: To enhance land use planning, economic development and integrated planning.														
Outcome: Properly guided and formalised development														
Sub Program me	Key Output	Key performan ce Indicator	Linkag e to SDG Target s	Planned Targets and Indicative Budget (Ksh. M)										Total Budg et (Ksh .M)
				Year 1		Year 2		Year 3		Year 4		Year 5		
				Target	Cost	Target	Cost	Target	Cost	Target	Cost	Target	Cost	
Policies, plans and bi-laws review and development	Strategic Plan (3years)	Level of plan completion (%)	SDG 17.1	100	3.5	0	0	100	3.5	0	0	0	0	7
	Annul review of Integrated development Plan	Level of plan review (%)	SDG 17.1	100	2	100	2	100	2	100	2	100	2	10
	Mineral resource policy developed and reviewed	Level of completion (%)	SDG 17.1	0	0	100	3	0	0	100	2	0	0	5
Urban public spaces management services	Open spaces policy and bill drafted	Level of completion (%)		0	0	50	3	50	3	0	0	0	0	6
	Public participation held	Number of forums held	SDG 8.6	0	0	4	3.2	2	1.6	0	0	0	0	4.8
	Formal and informal developments on public spaces Identified	Number of formal and informal developments		0	0	50	3	0	0	0	0	0	0	3
	Notices to non-compliant developments issued	Number of notices issued		0	0	20	1	0	0	0	0	0	0	1
	Enforcement cases handled	Number of enforcement cases handled		0	0	10	5	0	0	4	2	0	0	7
<b>Sub- total</b>					<b>5.5</b>		<b>20.2</b>		<b>10.1</b>		<b>6</b>		<b>2</b>	<b>43.8</b>

#### 4.8.7.4 Awendo Municipality

##### Vision

To be green, Clean, safe and economically vibrant Municipality that delivers quality services to the residents.

##### Mission

To render affordable quality services, promote prosperity and facilitate social economic Development through application of transparent corporate governance, integrated development planning, skills development, and sustainable use of resources.

##### Goals

1. To promote good Governance for wealth creation and service delivery.

2. To establish and sustain programme on proper land use and Environmental Management
3. To promote Municipal Transformation and Institutional Development in the Municipality
4. To enhance partnerships and collaboration for development.

### Department priorities and strategies

Sectors Priorities	Strategies
1.Enhance administrative and governance	i. Enhance capacity of the board and staff. ii. Invest in human resource. iii. Develop and review municipal bylaws, plans and policies. iv. Strengthen public participation.
2. Improve Municipal services	i. Invest in solid waste management equipment. ii. Invest in environment preservation and conservation. iii. Improve municipal infrastructure. iv. Enhanced resource mobilization.
3.Improve Municipal planning	i. Develop and review plans highlighted in the urban areas and cities act. ii. Develop relevant policies and bi-laws

### Awendo Municipality development programmes.

Programme Name: Administrative and Support Services														
Objective: To improve work environment, administration and governance.														
Outcome: Improved service delivery to Awendo Municipality residents														
Sub Programme	Key Output	Key performance Indicator	Linkage to SDG Targets	Planned Targets and Indicative Budget (Ksh. M)										Total Budget (Kshs .M)
				Year 1		Year 2		Year 3		Year 4		Year 5		
				Target	Cost	Target	Cost	Target	Cost	Target	Cost	Target	Cost	
Planning, Administration and governance services	Employed technical staff.	Number of technical staff Employed.	<b>SDG 11.1</b>	5	4	5	5	3	3	3	3	3	3	18
	Trained Staff	Number of staff trained	<b>SDG 11.1</b>	5	1.5	5	1.5	3	1	3	1	3	1.5	5.5
	Trained municipal board members.	Trainings offered to Municipal Board Members.	<b>SDG 11.1</b>	0	0	10	2	0	0	0	0	10	2	4
	Municipal Board Meetings.	No of Board Meetings	<b>SDG 11.1</b>	8	1.2	12	1.5	12	1.8	12	1.8	12	1.8	8.1
	Board Sub-Committee Meetings	No of committee meetings	<b>SDG 11.1</b>	12	0.6	24	1.2	24	1.5	24	1.5	24	1.5	6.3
	Administration block constructed & Renovated and Equipped	Level of Completion and Equipping	<b>SDG 11.1</b>	0	0	50	10	50	10	0	0	0	0	20
	Municipal Offices Constructed	% of works don	<b>SDG 11.1</b>	50	15.5	50	15.5	0	0	0	0	0	0	31
	Motor vehicles Purchased	No. of motor vehicles purchased	<b>SDG 11.1</b>	0	0.8	1	0.8	0	0	0	0	1	0.8	16
	Public participation highlighted in the Act	No of Citizen forums		4	2	4	2	4	2	4	2	4	2	10
	Developed proposals	Number of funding	<b>SDG 17.1</b>	2	0.4	4	0.8	2	0.4	3	0.6	4	0.8	3

Programme Name: Administrative and Support Services														
Objective: To improve work environment, administration and governance.														
Outcome: Improved service delivery to Awendo Municipality residents														
Sub Programme	Key Output	Key performance Indicator	Linkage to SDG Targets	Planned Targets and Indicative Budget (Ksh. M)										Total Budget (Kshs .M)
				Year 1		Year 2		Year 3		Year 4		Year 5		
				Target	Cost	Target	Cost	Target	Cost	Target	Cost	Target	Cost	
	funded by partners.	proposals developed.												
	Minutes/Reports	Number of meetings held with partners	SDG 17.2	2	0.4	2	0.4	2	0.5	2	0.5	2	0.5	2.3
	Public participation Reports.	Number of Citizen Forums held with Community and partners	SDG 17.2	2	1	4	2	4	2	4	2	4	2	9
<b>Sub - total</b>					<b>34.6</b>		<b>49.9</b>		<b>26.7</b>		<b>5.1</b>		<b>23.1</b>	<b>133.2</b>

Programme Name: Infrastructure Development														
Objective: To improve basic services within the Awendo Municipality														
Outcome: Enhanced basic service within the Awendo Municipality														
Sub Programme	Key Output	Key performance Indicator	Linkage to SDG Targets	Planned Targets and Indicative Budget (Ksh. M)										Total Budget (Ksh .M)
				Year 1		Year 2		Year 3		Year 4		Year 5		
				Target	Cost	Target	Cost	Target	Cost	Target	Cost	Target	Cost	
Infrastructure development	Low-cost houses Constructed	Number of units done	SDG 11.2	50	100	50	100	50	100	50	100	50	100	500
	Paved Roads annually	No. of KM paved	SDG 9.1	50	1.5	80	2.5	50	1.5	50	1.6	50	1.5	8.6
	Drainages unclogged	KM unclogged and repaired	SDG 11.1	1	0.6	2	1.2	2	1.2	2	1.2	2	1.2	6.2
	Bridges constructed Linking major roads and markets.	Number of bridges constructed	SDG 8.1	0	0	1	50	0	0	1	50	0	0	100
	Foot bridges constructed	No of foot bridges constructed	SDG 11.2			2	6	0	0	2	6	0	0	12
	Roads to be upgraded to bitumen standards.	No of Kms		0	0	3	120	2	80	2	80	2	80	360
	Street lighting installed.	No. of poles installed	SDG 11.1	0	0	30	8	20	5.5	0	0	0	0	13.5

Programme Name: Infrastructure Development														
Objective: To improve basic services within the Awendo Municipality														
Outcome: Enhanced basic service within the Awendo Municipality														
Sub Programme	Key Output	Key performance Indicator	Linkage to SDG Targets	Planned Targets and Indicative Budget (Ksh. M)										Total Budget (Ksh .M)
				Year 1		Year 2		Year 3		Year 4		Year 5		
				Target	Cost	Target	Cost	Target	Cost	Target	Cost	Target	Cost	
	Motorable roads	Number of Km of motorable roads expanded and rehabilitated	SDG 11.2	0	0	2	80	0	0	1	40	0	0	120
<b>TOTAL COST</b>					<b>102.1</b>		<b>367.7</b>		<b>188.2</b>		<b>278.8</b>		<b>182.7</b>	<b>1119.5</b>

Programme Name: Environmental Management and conservation														
Objective: To provide safe and healthy Environment														
Outcome: enhanced safety and healthier environment														
Sub Programme	Key Output	Key performance Indicator	Linkage to SDG Targets	Planned Targets and Indicative Budget (Kshs. M)										Total Budget (Kshs .M)
				Year 1		Year 2		Year 3		Year 4		Year 5		
				Target	Cost	Target	Cost	Target	Cost	Target	Cost	Target	Cost	
Environmental preservation and conservation services	Solid waste collected.	No. of Tonnes collected	SDG 11.2	300	9.0	300	9.0	300	9.0	300	9.0	300	9.0	45
	Storm water drains constructed	Number of kilometres of Storm water drainage constructed	SDG 11.2	0	0	2	32	3	48	2	32	1	16	128
	Trees Planted	Number of trees planted	SDG 11.2	0	0	200	1	200	1	200	1	200	1	4
<b>TOTAL COST</b>					<b>9.0</b>		<b>42</b>		<b>58</b>		<b>42</b>		<b>26</b>	<b>177</b>

Programme Name: Municipal Planning services														
Objective: To enhance land use planning, economic development and integrated planning.														
Outcome: Properly guided and formalised development														
Sub Programme	Key Output	Key performance Indicator	Linkage to SDG Targets	Planned Targets and Indicative Budget (Ksh. M)										Total Budget (Ksh .M)
				Year 1		Year 2		Year 3		Year 4		Year 5		
				Target	Cost	Target	Cost	Target	Cost	Target	Cost	Target	Cost	
Policies, plans and bi-laws review and development	Strategic Plan (3years)	Level of plan completion (%)	SDG 17.1	100	3.5	0	0	100	3.5	0	0	0	0	7
	Annul review of Integrated development Plan	Level of plan review (%)	SDG 17.1	100	2	100	2	100	2	100	2	100	2	10
	Mineral resource policy developed	Level of completion (%)	SDG 17.1	0	0	100	3	0	0	100	2	0	0	5



Programme Name: Municipal Planning services														
Objective: To enhance land use planning, economic development and integrated planning.														
Outcome: Properly guided and formalised development														
Sub Program me	Key Output	Key performan ce Indicator	Linkag e to SDG Target s	Planned Targets and Indicative Budget (Ksh. M)										Total Budg et (Ksh .M)
				Year 1		Year 2		Year 3		Year 4		Year 5		
				Target	Cost	Target	Cost	Target	Cost	Target	Cost	Target	Cost	
	and reviewed													
Urban public spaces managem ent services	Open spaces policy and bill drafted	Level of completion (%)		0	0	50	3	50	3	0	0	0	0	6
	Public participatio n held	Number of forums held	<b>SDG 8.6</b>	0	0	4	3.2	2	1.6	0	0	0	0	4.8
	Formal and informal developmen ts on public spaces Identified	Number of formal and informal developmen ts		0	0	50	3	0	0	0	0	0	0	3
	Notices to non-compliant developmen ts issued	Number of notices issued		0	0	20	1	0	0	0	0	0	0	1
	Enforcemen t cases handled	Number of enforcemen t cases handled		0	0	10	5	0	0	4	2	0	0	7
<b>Sub- total</b>					<b>5.5</b>		<b>20.2</b>		<b>10.1</b>		<b>6</b>		<b>2</b>	<b>43.8</b>

#### 4.8.7.5 Isibania Municipality

##### Vision Statement

To be a secure, competitive, and well-governed municipality with efficient service delivery and attractive opportunities for the benefit of its investors and residents.

##### Mission Statement

To offer effective and efficient governance that works for, and with the people of Rongo and beyond.

##### Goals

Goal 1: To ensure effective and efficient urban development and management.

Goal 2: To promote Environmental management,

Goal 3: To promote industrialization within the municipality.

Goal 4: To Encourage and monitor the establishment of programmes that cushions vulnerable groups within the Municipality.

## Departmental priorities and strategies

Sectors Priorities	Strategies
1.Enhance administrative and governance	i. Enhance capacity of the board and staff. ii. Invest in human resource. iii. Develop and review municipal bylaws, plans and policies. iv. Strengthen public participation.
2. Improve municipal services	i. Invest in solid waste management equipment. ii. Invest in environment preservation and conservation. iii. Improve municipal infrastructure. iv. Enhanced resource mobilization. v. Invest in water supply services. vi. Promote energy supplies. vii. Enhance access to markets
3.Improve municipal planning	i. Develop and review plans highlighted in the urban areas and cities act. ii. Develop relevant policies and bi-laws

## Isibania Municipality development programmes.

Programme Name: Administrative and Support Services														
Objective: To improve work environment, administration and governance.														
Outcome: Improved service delivery to Rongo municipality residents														
Sub Programme	Key Output	Key performance Indicator	Linkage to SDG Targets	Planned Targets and Indicative Budget (Ksh. M)										Total Budget (Ksh .M)
				Year 1		Year 2		Year 3		Year 4		Year 5		
				Targ et	Co st	Targ et	Co st	Targ et	Co st	Targ et	Co st	Targ et	Co st	
Planning,Administration, and governance services	Employed technical staff.	No of technical staff Employed	SDG 11.1	5	4	5	5	3	3	3	3	3	3	18
	Trained Staff	No of staff trained	SDG 11.1	5	1.5	5	1.5	3	1	3	1	3	1.5	5.5
	Trained municipal board members.	Trainings offered to Municipal Board Members.	SDG 11.1	0	0	10	2	0	0	0	0	10	2	
	Municipal Board Meetings held.	No of Board Meetings	SDG 11.1	8	1.2	12	1.5	12	1.8	12	1.8	12	1.8	8.1
	Board Sub-Committee Meetings	No of board sub-committee meetings	SDG 11.1	12	0.6	24	1.2	24	1.5	24	1.5	24	1.5	6.3
	Administration block renovated and equipped	Level of Completion and equipping	SDG 11.1	0	0	50	10	50	10	0	10	0	0	20
	Municipal offices constructed	% of works done	SDG 11.1	0	0	50	15.5	50	15.5	0	15.5	0	0	31
	Motor vehicles Purchased	No of motor vehicles purchased	SDG 11.1	0	08	1	8	0	0	0	0	1	8	16
	Public participation highlighted in the Act	No of Citizen forums	SDG 8.6	4	2	4	2	4	2	4	2	4	2	10

**Programme Name: Administrative and Support Services**

**Objective: To improve work environment, administration and governance.**

**Outcome: Improved service delivery to Rongo municipality residents**

Sub Programme	Key Output	Key performance Indicator	Linkage to SDG Targets	Planned Targets and Indicative Budget (Ksh. M)										Total Budget (Ksh .M)
				Year 1		Year 2		Year 3		Year 4		Year 5		
				Target	Cost	Target	Cost	Target	Cost	Target	Cost	Target	Cost	
	Developed proposals funded by partners.	No of funding proposals developed .	<b>SDG 17.1</b>	2	0.4	4	0.8	2	0.4	3	0.4	4	0.8	3
	Minutes/Reports	No of meetings held with partners.	<b>SDG 17.2</b>	2	0.4	2	0.4	2	0.5	2	0.5	2	0.5	2.3
	Public participation Reports.	No of Citizen Forums held with Community and partners.	<b>SDG 17.2</b>	2	1	4	2	4	2	4	2	4	2	9
<b>Sub-total</b>					<b>19.1</b>		<b>49.9</b>		<b>42.2</b>		<b>42.2</b>		<b>23.1</b>	<b>105.7</b>

**Programme Name: Infrastructure Development**

**Objective: To improve basic services within the Municipality**

**Outcome: Enhanced basic service within the municipality**

Sub Programme	Key Output	Key performance Indicator	Linkage to SDG Targets	Planned Targets and Indicative Budget (Ksh. M)										Total Budget (Ksh .M)
				Year 1		Year 2		Year 3		Year 4		Year 5		
				Target	Cost	Target	Cost	Target	Cost	Target	Cost	Target	Cost	
<b>Infrastructure development</b>	Low-cost houses Constructed	No units done	<b>SDG 11.2</b>	50	100	50	100	50	100	50	100	50	100	500
	No of Paved Roads annually	kilometers paved	<b>SDG 9.1</b>	50	1.5	80	2.5	50	1.5	50	1.6	50	1.5	8.6
	Drainages unclogged	Kilometers of unclogged and repaired	<b>SDG 11.1</b>	1	0.6	2	1.2	2	1.2	2	1.2	2	1.2	6.2
	Bridges constructed.	No of bridges constructed	<b>SDG 8.1</b>	0	0	1	50	0	0	1	50	0	0	100
	Foot bridges constructed	No of foot bridges constructed	<b>SDG 11.2</b>			2	6	0	0	2	6	0	0	12
	Roads upgraded to bitumen standards.	No of kilometers		0	0	3	120	2	80	2	80	2	80	360

Programme Name: Infrastructure Development														
Objective: To improve basic services within the Municipality														
Outcome: Enhanced basic service within the municipality														
Sub Programme	Key Output	Key performance Indicator	Linkage to SDG Targets	Planned Targets and Indicative Budget (Ksh. M)										Total Budget (Ksh .M)
				Year 1		Year 2		Year 3		Year 4		Year 5		
				Target	Cost	Target	Cost	Target	Cost	Target	Cost	Target	Cost	
	Street lighting installed.	No poles installed	SDG 11.1	0	0	30	8	20	5.5	0	0	0	0	13.5
	Motorable roads	No kilometers expanded and rehabilitated	SDG 11.2	0	0	2	80	0	0	1	40	0	0	120
<b>Sub-total</b>					<b>102.1</b>		<b>367.7</b>		<b>188.2</b>		<b>278.8</b>		<b>182.7</b>	<b>1119.5</b>

Programme Name: Environmental Management and conservation														
Objective: To provide safe and healthy Environment														
Outcome: enhanced safety and healthier environment														
Sub Programme	Key Output	Key performance Indicator	Linkage to SDG Targets	Planned Targets and Indicative Budget (Ksh. M)										Total Budget (Ksh .M)
				Year 1		Year 2		Year 3		Year 4		Year 5		
				Target	Cost	Target	Cost	Target	Cost	Target	Cost	Target	Cost	
<b>Environmental preservation, cleaning, and conservation services</b>	Solid waste collected.	No of Tonnes collected	SDG 11.2	300	9.0	300	9.0	300	9.0	300	9.0	300	9.0	45
	Storm water drains constructed	kilometers of Storm water drainage constructed	SDG 11.2	0	0	2	32	3	48	2	32	1	16	128
	Trees Planted	No of trees planted	SDG 11.2	0	0	200	1	200	1	200	1	200	1	4
<b>Sub-total</b>					<b>9</b>		<b>42</b>		<b>58</b>		<b>42</b>		<b>26</b>	<b>177</b>

Programme Name: Municipal Planning services														
Objective: To enhance land use planning, economic development and integrated planning.														
Outcome: Properly guided and formalised development														
Sub Programme	Key Output	Key performance Indicator	Linkage to SDG Targets	Planned Targets and Indicative Budget (Ksh. M)										Total Budget (Ksh .M)
				Year 1		Year 2		Year 3		Year 4		Year 5		
				Target	Cost	Target	Cost	Target	Cost	Target	Cost	Target	Cost	
<b>Policies, plans and bi-laws review and development</b>	Strategic Plan (3years)	Level of plan completion (%)	SDG 17.1	100	3.5	0	0	100	3.5	0	0	0	0	7
	Annul review of Integrated development Plan	Level of plan review (%)	SDG 17.1	100	2	100	2	100	2	100	2	100	2	10
	Mineral resource policy developed and reviewed	Level of completion (%)	SDG 17.1	0	0	100	3	0	0	100	2	0	0	5

Programme Name: Municipal Planning services														
Objective: To enhance land use planning, economic development and integrated planning.														
Outcome: Properly guided and formalised development														
Sub Programme	Key Output	Key performance Indicator	Linkage to SDG Targets	Planned Targets and Indicative Budget (Ksh. M)										Total Budget (Ksh .M)
				Year 1		Year 2		Year 3		Year 4		Year 5		
				Target	Cost	Target	Cost	Target	Cost	Target	Cost	Target	Cost	
Urban public spaces management services	Open spaces policy and bill drafted	Level of completion (%)		0	0	50	3	50	3	0	0	0	0	6
	Public participation held	No of forums held	<b>SDG 8.6</b>	0	0	4	3.2	2	1.6	0	0	0	0	4.8
	Formal and informal developments on public spaces Identified	No of formal and informal developments		0	0	50	3	0	0	0	0	0	0	3
	Notices to non-compliant developments issued	No of notices issued		0	0	20	1	0	0	0	0	0	0	1
	Enforcement cases handled	No of enforcement cases handled		0	0	10	5	0	0	4	2	0	0	7
<b>Sub- total</b>					<b>5.5</b>		<b>20.2</b>		<b>10.1</b>		<b>6</b>		<b>2</b>	<b>43.8</b>

#### 4.8.7.6 Sori Municipality

##### Vision Statement

To be a secure, competitive, and well-governed municipality with efficient service delivery and attractive opportunities for the benefit of its investors and residents.

##### Mission Statement

To offer effective and efficient governance that works for, and with the people of Rongo and beyond.

##### Goals

Goal 1: To ensure effective and efficient urban development and management.

Goal 2: To promote Environmental management,

Goal 3: To promote industrialization within the municipality.

Goal 4: To Encourage and monitor the establishment of programmes that cushions vulnerable groups within the Municipality.

#### Departmental priorities and strategies

Sectors Priorities	Strategies
1.Enhance administrative and governance	<ul style="list-style-type: none"> <li>v. Enhance capacity of the board and staff.</li> <li>vi. Invest in human resource.</li> <li>vii. Develop and review municipal bylaws, plans and policies.</li> <li>viii. Strengthen public participation.</li> </ul>
2. Improve municipal services	<ul style="list-style-type: none"> <li>v. Invest in solid waste management equipment.</li> <li>vi. Invest in environment preservation and conservation.</li> </ul>

Sectors Priorities	Strategies
	vii. Improve municipal infrastructure. viii. Enhanced resource mobilization.
3.Improve municipal planning	iii. Develop and review plans highlighted in the urban areas and cities act. iv. Develop relevant policies and bi-laws

### Sori Municipality development programmes.

Programme Name: Administrative and Support Services														
Objective: To improve work environment, administration and governance.														
Outcome: Improved service delivery to Rongo municipality residents														
Sub Programme	Key Output	Key performance Indicator	Linkage to SDG Targets	Planned Targets and Indicative Budget (Ksh. M)										Total Budget (Ksh .M)
				Year 1		Year 2		Year 3		Year 4		Year 5		
				Target	Cost	Target	Cost	Target	Cost	Target	Cost	Target	Cost	
Planning, Administration, and governance services	Employed technical staff.	No of technical staff Employed.	SDG 11.1	5	4	5	5	3	3	3	3	3	3	18
	Trained Staff	No of staff trained	SDG 11.1	5	1.5	5	1.5	3	1	3	1	3	1.5	5.5
	Trained municipal board members.	No of Trainings offered to Municipal Board Members.	SDG 11.1	0	0	10	2	0	0	0	0	10	2	
	Municipal Board Meetings held.	No of Board Meetings	SDG 11.1	8	1.2	12	1.5	12	1.8	12	1.8	12	1.8	8.1
	Board Sub-Committee Meetings	No of board sub-committee meetings	SDG 11.1	12	0.6	24	1.2	24	1.5	24	1.5	24	1.5	6.3
	Administration block renovated and equipped	Level of Completion and equipping	SDG 11.1	0	0	50	10	50	10	0	10	0	0	20
	Municipal offices constructed	% of works done	SDG 11.1	0	0	50	15.5	50	15.5	0	15.5	0	0	31
	Motor vehicles Purchased	No of motor vehicles purchased	SDG 11.1	0	08	1	8	0	0	0	0	1	8	16
	Public participation highlighted in the Act	No of Citizen forums	SDG 8.6	4	2	4	2	4	2	4	2	4	2	10
	Developed proposals funded by partners.	No of funding proposals developed.	SDG 17.1	2	0.4	4	0.8	2	0.4	3	0.4	4	0.8	3
	Minutes/Reports	No of meetings held with partners.	SDG 17.2	2	0.4	2	0.4	2	05	2	05	2	0.5	2.3
	Public participation Reports.	No of Citizen Forums held with Community and partners.	SDG 17.2	2	1	4	2	4	2	4	2	4	2	9

Programme Name: Administrative and Support Services														
Objective: To improve work environment, administration and governance.														
Outcome: Improved service delivery to Rongo municipality residents														
Sub Programme	Key Output	Key performance Indicator	Linkage to SDG Targets	Planned Targets and Indicative Budget (Ksh. M)										Total Budget (Ksh. M)
				Year 1		Year 2		Year 3		Year 4		Year 5		
				Target	Cost	Target	Cost	Target	Cost	Target	Cost	Target	Cost	
<b>Sub-total</b>					19.1		49.9		42.2		42.2		23.1	105.7

Programme Name: Infrastructure Development														
Objective: To improve basic services within the Municipality														
Outcome: Enhanced basic service within the municipality														
Sub Programme	Key Output	Key performance Indicator	Linkage to SDG Targets	Planned Targets and Indicative Budget (Ksh. M)										Total Budget (Ksh. M)
				Year 1		Year 2		Year 3		Year 4		Year 5		
				Target	Cost	Target	Cost	Target	Cost	Target	Cost	Target	Cost	
<b>Infrastructure development</b>	Low-cost houses Constructed	No of units done	<b>SDG 11.2</b>	50	100	50	100	50	100	50	100	50	100	500
	Paved Roads annually	Kilometers paved	<b>SDG 9.1</b>	50	1.5	80	2.5	50	1.5	50	1.6	50	1.5	8.6
	Drainages unclogged	Kilometers of unclogged and repaired	<b>SDG 11.1</b>	1	0.6	2	1.2	2	1.2	2	1.2	2	1.2	6.2
	Bridges constructed.	No of bridges constructed	<b>SDG 8.1</b>	0	0	1	50	0	0	1	50	0	0	100
	Foot bridges constructed	No of foot bridges constructed	<b>SDG 11.2</b>			2	6	0	0	2	6	0	0	12
	Roads upgraded to bitumen standards.	Kilometers of roadupgraded to bitumen standards.		0	0	3	120	2	80	2	80	2	80	360
	Street lighting installed.	Number of poles installed	<b>SDG 11.1</b>	0	0	30	8	20	5.5	0	0	0	0	13.5
	Motorable roads	kilometers expanded and rehabilitated	<b>SDG 11.2</b>	0	0	2	80	0	0	1	40	0	0	120
<b>Sub-total</b>					102.1		367.7		188.2		278.8		182.7	1119.5

Programme Name: Environmental Management and conservation														
Objective: To provide safe and healthy Environment														
Outcome: enhanced safety and healthier environment														
Sub Programme	Key Output	Key performance Indicator	Linkage to SDG Targets	Planned Targets and Indicative Budget (Ksh. M)										Total Budget (Ksh .M)
				Year 1		Year 2		Year 3		Year 4		Year 5		
				Target	Cost	Target	Cost	Target	Cost	Target	Cost	Target	Cost	
Environmental preservation, cleaning, and conservation services	Solid waste collected.	Number of Tonnes collected	SDG 11.2	300	9.0	300	9.0	300	9.0	300	9.0	300	9.0	45
	Storm water drains constructed	Kilometers of Storm water drainage constructed	SDG 11.2	0	0	2	32	3	48	2	32	1	16	128
	Trees Planted	Number of trees planted	SDG 11.2	0	0	200	1	200	1	200	1	200	1	4
<b>Sub-total</b>					<b>9</b>		<b>42</b>		<b>58</b>		<b>42</b>		<b>26</b>	<b>177</b>

Programme Name: Municipal Planning services														
Objective: To enhance land use planning, economic development and integrated planning.														
Outcome: Properly guided and formalised development														
Sub Programme	Key Output	Key performance Indicator	Linkage to SDG Targets	Planned Targets and Indicative Budget (Ksh. M)										Total Budget (Ksh .M)
				Year 1		Year 2		Year 3		Year 4		Year 5		
				Target	Cost	Target	Cost	Target	Cost	Target	Cost	Target	Cost	
Policies, plans and bi-laws review and development	Strategic Plan (3years)	Level of plan completion (%)	SDG 17.1	100	3.5	0	0	100	3.5	0	0	0	0	7
	Annul review of Integrated development Plan	Level of plan review (%)	SDG 17.1	100	2	100	2	100	2	100	2	100	2	10
	Mineral resource policy developed and reviewed	Level of completion (%)	SDG 17.1	0	0	100	3	0	0	100	2	0	0	5
Urban public spaces management services	Open spaces policy and bill drafted	Level of completion (%)		0	0	50	3	50	3	0	0	0	0	6
	Public participation held	Number of forums held	SDG 8.6	0	0	4	3.2	2	1.6	0	0	0	0	4.8
	Formal and informal developments on public spaces Identified	Number of formal and informal developments		0	0	50	3	0	0	0	0	0	0	3
	Notices to non-compliant developments issued	Number of notices issued		0	0	20	1	0	0	0	0	0	0	1
	Enforcement cases handled	Number of enforcement		0	0	10	5	0	0	4	2	0	0	7



<b>Programme Name: Municipal Planning services</b>														
<b>Objective: To enhance land use planning, economic development and integrated planning.</b>														
<b>Outcome: Properly guided and formalised development</b>														
Sub Programme	Key Output	Key performance Indicator	Linkage to SDG Targets	Planned Targets and Indicative Budget (Ksh. M)										Total Budget (Ksh .M)
				Year 1		Year 2		Year 3		Year 4		Year 5		
				Target	Cost	Target	Cost	Target	Cost	Target	Cost	Target	Cost	
		t cases handled												
<b>Sub- total</b>					5.5		20.2		10.1		6		2	43.8

#### 4.8.7.7 Muhuru Municipality

##### Vision Statement

To be a secure, competitive, and well-governed municipality with efficient service delivery and attractive opportunities for the benefit of its investors and residents.

##### Mission Statement

To offer effective and efficient governance that works for, and with the people of Rongo and beyond.

##### Goals

Goal 1: To ensure effective and efficient urban development and management.

Goal 2: To promote Environmental management,

Goal 3: To promote industrialization within the municipality.

Goal 4: To Encourage and monitor the establishment of programmes that cushions vulnerable groups within the Municipality.

#### Departmental priorities and strategies

Sectors Priorities	Strategies
1.Enhance administrative and governance	i. Enhance capacity of the board and staff. ii. Invest in human resource. iii. Develop and review municipal bylaws, plans and policies. iv. Strengthen public participation.
2. Improve municipal services	i. Invest in solid waste management equipment. ii. Invest in environment preservation and conservation. iii. Improve municipal infrastructure. iv. Enhanced resource mobilization.
3.Improve municipal planning	i. Develop and review plans highlighted in the urban areas and cities act. ii. Develop relevant policies and bi-laws

#### Muhuru Municipality development programmes.

<b>Programme Name: Administrative and Support Services</b>														
<b>Objective: To improve work environment, administration and governance.</b>														
<b>Outcome: Improved service delivery to Rongo municipality residents</b>														
Sub Programme	Key Output	Key performance Indicator	Linkage to SDG Targets	Planned Targets and Indicative Budget (Ksh. M)										Total Budget (Ksh .M)
				Year 1		Year 2		Year 3		Year 4		Year 5		
				Target	Cost	Target	Cost	Target	Cost	Target	Cost	Target	Cost	
<b>Planning, Administration, and</b>	Employed technical staff.	No of technical	<b>SDG 11.1</b>	5	4	5	5	3	3	3	3	3	3	18

Programme Name: Administrative and Support Services

Objective: To improve work environment, administration and governance.

Outcome: Improved service delivery to Rongo municipality residents

Sub Programme	Key Output	Key performance Indicator	Linkage to SDG Targets	Planned Targets and Indicative Budget (Ksh. M)										Total Budget (Ksh .M)
				Year 1		Year 2		Year 3		Year 4		Year 5		
				Target	Cost	Target	Cost	Target	Cost	Target	Cost	Target	Cost	
governance services		staff Employed.												
	Trained Staff	No of staff trained	SDG 11.1	5	1.5	5	1.5	3	1	3	1	3	1.5	5.5
	Trained municipal board members.	Trainings offered to Municipal Board Members.	SDG 11.1	0	0	10	2	0	0	0	0	10	2	
	Municipal Board Meetings held.	No of Board Meetings	SDG 11.1	8	1.2	12	1.5	12	1.8	12	1.8	12	1.8	8.1
	Board Sub-Committee Meetings	No of board sub-committee meetings	SDG 11.1	12	0.6	24	1.2	24	1.5	24	1.5	24	1.5	6.3
	Administration block renovated and equipped	Level of Completion and equipping	SDG 11.1	0	0	50	10	50	10	0	10	0	0	20
	Municipal offices constructed	% of works done	SDG 11.1	0	0	50	15.5	50	15.5	0	15.5	0	0	31
	Motor vehicles Purchased	No of motor vehicles purchased	SDG 11.1	0	0.8	1	8	0	0	0	0	1	8	16
	Public participation highlighted in the Act	No of Citizen forums	SDG 8.6	4	2	4	2	4	2	4	2	4	2	10
	Developed proposals funded by partners.	No of funding proposals developed.	SDG 17.1	2	0.4	4	0.8	2	0.4	3	0.4	4	0.8	3
	Minutes/Reports	No of meetings held with partners.	SDG 17.2	2	0.4	2	0.4	2	0.5	2	0.5	2	0.5	2.3
	Public participation Reports.	No of Citizen Forums held with Community and partners.	SDG 17.2	2	1	4	2	4	2	4	2	4	2	9
<b>Sub-total</b>					<b>19.1</b>		<b>49.9</b>		<b>42.2</b>		<b>42.2</b>		<b>23.1</b>	<b>105.7</b>

Programme Name: Infrastructure Development														
Objective: To improve basic services within the Municipality														
Outcome: Enhanced basic service within the municipality														
Sub Programme	Key Output	Key performance Indicator	Linkage to SDG Targets	Planned Targets and Indicative Budget (Ksh. M)										Total Budget (Ksh .M)
				Year 1		Year 2		Year 3		Year 4		Year 5		
				Target	Cost	Target	Cost	Target	Cost	Target	Cost	Target	Cost	
Infrastructure development	Low cost houses Constructed	No of units done	SDG 11.2	50	100	50	100	50	100	50	100	50	100	500
	Paved Roads annually	Kilometers of roads paved	SDG 9.1	50	1.5	80	2.5	50	1.5	50	1.6	50	1.5	8.6
	Drainages unclogged	Kilometers of drainage unclogged and repaired	SDG 11.1	1	0.6	2	1.2	2	1.2	2	1.2	2	1.2	6.2
	Bridges constructed.	No of bridges constructed	SDG 8.1	0	0	1	50	0	0	1	50	0	0	100
	Foot bridges constructed	No of foot bridges constructed	SDG 11.2			2	6	0	0	2	6	0	0	12
	Roads upgraded to bitumen standards.	Kilometers of Roads upgraded to bitumen standards.		0	0	3	120	2	80	2	80	2	80	360
	Street lighting installed.	No of poles installed	SDG 11.1	0	0	30	8	20	5.5	0	0	0	0	13.5
	Motorable roads	kilometers expanded and rehabilitated	SDG 11.2	0	0	2	80	0	0	1	40	0	0	120
<b>Sub-total</b>					<b>102.1</b>		<b>367.7</b>		<b>188.2</b>		<b>278.8</b>		<b>182.7</b>	<b>1119.5</b>

Programme Name: Environmental Management and conservation														
Objective: To provide safe and healthy Environment														
Outcome: enhanced safety and healthier environment														
Sub Programme	Key Output	Key performance Indicator	Linkage to SDG Targets	Planned Targets and Indicative Budget (Ksh. M)										Total Budget (Ksh .M)
				Year 1		Year 2		Year 3		Year 4		Year 5		
				Target	Cost	Target	Cost	Target	Cost	Target	Cost	Target	Cost	
Environmental preservation, cleaning, and conservation services	Solid waste collected.	No of Tonnes collected	SDG 11.2	300	9.0	300	9.0	300	9.0	300	9.0	300	9.0	45
	Storm water drains constructed	kilometers of Storm water drainage constructed	SDG 11.2	0	0	2	32	3	48	2	32	1	16	128
	Trees Planted	No of trees planted	SDG 11.2	0	0	200	1	200	1	200	1	200	1	4
<b>Sub-total</b>					<b>9</b>		<b>42</b>		<b>58</b>		<b>42</b>		<b>26</b>	<b>177</b>

Programme Name: Municipal Planning services														
Objective: To enhance land use planning, economic development and integrated planning.														
Outcome: Properly guided and formalised development														
Sub Programme	Key Output	Key performance Indicator	Linkage to SDG Targets	Planned Targets and Indicative Budget (Ksh. M)										Total Budget (Ksh. M)
				Year 1		Year 2		Year 3		Year 4		Year 5		
				Target	Cost	Target	Cost	Target	Cost	Target	Cost	Target	Cost	
Policies, plans and bi-laws review and development	Strategic Plan (3years)	Level of plan completion (%)	SDG 17.1	100	3.5	0	0	100	3.5	0	0	0	0	7
	Annul review of Integrated development Plan	Level of plan review (%)	SDG 17.1	100	2	100	2	100	2	100	2	100	2	10
	Mineral resource policy developed and reviewed	Level of completion (%)	SDG 17.1	0	0	100	3	0	0	100	2	0	0	5
Urban public spaces management services	Open spaces policy and bill drafted	Level of completion (%)		0	0	50	3	50	3	0	0	0	0	6
	Public participation held	No of forums held	SDG 8.6	0	0	4	3.2	2	1.6	0	0	0	0	4.8
	Formal and informal developments on public spaces Identified	No of formal and informal developments		0	0	50	3	0	0	0	0	0	0	3
	Notices to non-compliant developments issued	No of notices issued		0	0	20	1	0	0	0	0	0	0	1
	Enforcement cases handled	No of enforcement cases handled		0	0	10	5	0	0	4	2	0	0	7
<b>Sub- total</b>					<b>5.5</b>		<b>20.2</b>		<b>10.1</b>		<b>6</b>		<b>2</b>	<b>43.8</b>

#### 4.8.7.8 Kegonga Municipality

##### Vision Statement

To be a secure, competitive, and well-governed municipality with efficient service delivery and attractive opportunities for the benefit of its investors and residents.

##### Mission Statement

To offer effective and efficient governance that works for, and with the people of Rongo and beyond.

##### Goals

Goal 1: To ensure effective and efficient urban development and management.

Goal 2: To promote Environmental management,

Goal 3: To promote industrialization within the municipality.

Goal 4: To Encourage and monitor the establishment of programmes that cushions vulnerable groups within the Municipality.

### Departmental priorities and strategies

Sectors Priorities	Strategies
1.Enhance administrative and governance	<ul style="list-style-type: none"> <li>i. Enhance capacity of the board and staff.</li> <li>ii. Invest in human resource.</li> <li>i. Develop and review municipal bylaws, plans and policies.</li> <li>ii. Strengthen public participation.</li> </ul>
2. Improve municipal services	<ul style="list-style-type: none"> <li>i. Invest in solid waste management equipment.</li> <li>ii. Invest in environment preservation and conservation.</li> <li>iii. Improve municipal infrastructure.</li> <li>iv. Enhanced resource mobilization.</li> </ul>
3.Improve municipal planning	<ul style="list-style-type: none"> <li>i. Develop and review plans highlighted in the urban areas and cities act.</li> <li>ii. Develop relevant policies and bi-laws</li> </ul>

### Kegonga Municipality development programmes.

Programme Name: Administrative and Support Services														
Objective: To improve work environment, administration and governance.														
Outcome: Improved service delivery to Rongo municipality residents														
Sub Programme	Key Output	Key performance Indicator	Linkage to SDG Targets	Planned Targets and Indicative Budget (Ksh. M)										Total Budget (Ksh .M)
				Year 1		Year 2		Year 3		Year 4		Year 5		
				Target	Cost	Target	Cost	Target	Cost	Target	Cost	Target	Cost	
Planning, Administration, and governance services	Employed technical staff.	No of technical staff Employed.	<b>SDG 11.1</b>	5	4	5	5	3	3	3	3	3	3	18
	Trained Staff	No of staff trained	<b>SDG 11.1</b>	5	1.5	5	1.5	3	1	3	1	3	1.5	5.5
	Trained municipal board members.	Trainings offered to Municipal Board Members.	<b>SDG 11.1</b>	0	0	10	2	0	0	0	0	10	2	
	Municipal Board Meetings held.	No of Board Meetings	<b>SDG 11.1</b>	8	1.2	12	1.5	12	1.8	12	1.8	12	1.8	8.1
	Board Sub-Committee Meetings	No of board sub-committee meetings	<b>SDG 11.1</b>	12	0.6	24	1.2	24	1.5	24	1.5	24	1.5	6.3
	Administration block renovated and equipped	Level of Completion and equipping	<b>SDG 11.1</b>	0	0	50	10	50	10	0	10	0	0	20
	Municipal offices constructed	% of works done	<b>SDG 11.1</b>	0	0	50	15.5	50	15.5	0	15.5	0	0	31
	Motor vehicles Purchased	No of motor vehicles purchased	<b>SDG 11.1</b>	0	08	1	8	0	0	0	0	1	8	16
	Public participation highlighted in the Act	No of Citizen forums	<b>SDG 8.6</b>	4	2	4	2	4	2	4	2	4	2	10
	Developed proposals	No of funding	<b>SDG 17.1</b>	2	0.4	4	0.8	2	0.4	3	0.4	4	0.8	3

**Programme Name: Administrative and Support Services**

**Objective: To improve work environment, administration and governance.**

**Outcome: Improved service delivery to Rongo municipality residents**

Sub Programme	Key Output	Key performance Indicator	Linkage to SDG Targets	Planned Targets and Indicative Budget (Ksh. M)										Total Budget (Ksh .M)
				Year 1		Year 2		Year 3		Year 4		Year 5		
				Target	Cost	Target	Cost	Target	Cost	Target	Cost	Target	Cost	
	funded by partners.	proposals developed.												
	Minutes/Reports	No. of meetings held with partners.	<b>SDG 17.2</b>	2	0.4	2	0.4	2	0.5	2	0.5	2	0.5	2.3
	Public participation Reports.	No. of Citizen Forums held with Community and partners.	<b>SDG 17.2</b>	2	1	4	2	4	2	4	2	4	2	9
<b>Sub-total</b>					<b>19.1</b>		<b>49.9</b>		<b>42.2</b>		<b>42.2</b>		<b>23.1</b>	<b>105.7</b>

**Programme Name: Infrastructure Development**

**Objective: To improve basic services within the Municipality**

**Outcome: Enhanced basic service within the municipality**

Sub Programme	Key Output	Key performance Indicator	Linkage to SDG Targets	Planned Targets and Indicative Budget (Ksh. M)										Total Budget (Ksh .M)
				Year 1		Year 2		Year 3		Year 4		Year 5		
				Target	Cost	Target	Cost	Target	Cost	Target	Cost	Target	Cost	
<b>Infrastructure development</b>	Low cost houses Constructed	No. of units done	<b>SDG 11.2</b>	50	100	50	100	50	100	50	100	50	100	500
	Paved Roads annually	No. of kilometers paved	<b>SDG 9.1</b>	50	1.5	80	2.5	50	1.5	50	1.6	50	1.5	8.6
	Drainages unclogged	Kilometers of unclogged and repaired	<b>SDG 11.1</b>	1	0.6	2	1.2	2	1.2	2	1.2	2	1.2	6.2
	Bridges constructed.	No. of bridges constructed	<b>SDG 8.1</b>	0	0	1	50	0	0	1	50	0	0	100
	Foot bridges constructed	No. of foot bridges constructed	<b>SDG 11.2</b>			2	6	0	0	2	6	0	0	12
	Roads upgraded to bitumen standards.	No. of kilometers of Roads upgraded to bitumen standards.		0	0	3	120	2	80	2	80	2	80	360
	Street lighting installed.	No. of poles installed	<b>SDG 11.1</b>	0	0	30	8	20	5.5	0	0	0	0	13.5

	Motorable roads	No. of kilometers expanded and rehabilitated	<b>SDG 11.2</b>	0	0	2	80	0	0	1	40	0	0	120
<b>Sub-total</b>					<b>102.1</b>		<b>367.7</b>		<b>188.2</b>		<b>278.8</b>		<b>182.7</b>	<b>1119.5</b>

**Programme Name: Environmental Management and conservation****Objective: To provide safe and healthy Environment****Outcome: enhanced safety and healthier environment**

Sub Programme	Key Output	Key performance Indicator	Linkage to SDG Targets	Planned Targets and Indicative Budget (Ksh. M)										Total Budget (Ksh. M)
				Year 1		Year 2		Year 3		Year 4		Year 5		
				Target	Cost	Target	Cost	Target	Cost	Target	Cost	Target	Cost	
<b>Environmental preservation, cleaning, and conservation services</b>	Solid waste collected.	No. of Tonnes collected	<b>SDG 11.2</b>	300	9.0	300	9.0	300	9.0	300	9.0	300	9.0	45
	Storm water drains constructed	No. of kilometers of Storm water drainage constructed	<b>SDG 11.2</b>	0	0	2	32	3	48	2	32	1	16	128
	Trees Planted	No. of trees planted	<b>SDG 11.2</b>	0	0	200	1	200	1	200	1	200	1	4
<b>Sub-total</b>					<b>9</b>		<b>42</b>		<b>58</b>		<b>42</b>		<b>26</b>	<b>177</b>

**Programme Name: Municipal Planning services****Objective: To enhance land use planning, economic development and integrated planning.****Outcome: Properly guided and formalised development**

Sub Programme	Key Output	Key performance Indicator	Linkage to SDG Targets	Planned Targets and Indicative Budget (Ksh. M)										Total Budget (Ksh. M)
				Year 1		Year 2		Year 3		Year 4		Year 5		
				Target	Cost	Target	Cost	Target	Cost	Target	Cost	Target	Cost	
<b>Policies, plans and bi-laws review and development</b>	Strategic Plan (3years)	Level of plan completion (%)	<b>SDG 17.1</b>	100	3.5	0	0	100	3.5	0	0	0	0	7
	Annual review of Integrated development Plan	Level of plan review (%)	<b>SDG 17.1</b>	100	2	100	2	100	2	100	2	100	2	10
	Mineral resource policy developed and reviewed	Level of completion (%)	<b>SDG 17.1</b>	0	0	100	3	0	0	100	2	0	0	5
Urban public spaces management services	Open spaces policy and bill drafted	Level of completion (%)		0	0	50	3	50	3	0	0	0	0	6
	Public participation held	No. of forums held	<b>SDG 8.6</b>	0	0	4	3.2	2	1.6	0	0	0	0	4.8
	Formal and informal	No. of formal and		0	0	50	3	0	0	0	0	0	0	3

	developments on public spaces Identified	informal developments												
	Notices to non-compliant developments issued	No. of notices issued		0	0	20	1	0	0	0	0	0	0	1
	Enforcement cases handled	No. of enforcement cases handled		0	0	10	5	0	0	4	2	0	0	7
<b>Sub- total</b>					<b>5.5</b>		<b>20.2</b>		<b>10.1</b>		<b>6</b>		<b>2</b>	<b>43.8</b>

DRAFT



## 4.9 OFFICE OF THE GOVERNOR

The Office of the Governor is a symbol of unity at the county government. It is on this basis that the County executive will strive to promote peace and co-existence in the county through various inter and intra county activities.

To ensure efficient and effective service delivery, the sector will conduct performance evaluation through performance contracting and appraisal with the aim of ensuring that employees achieve their performance targets. This will also ensure adoption of competitive strategy in public service delivery and enable implementation of specific affirmative action for marginalized and vulnerable groups.

The county Government has adopted an evidence-based approach in the development process. The integration of geospatial technologies will play a vital role in strengthening this approach by providing a spatial perspective. The sector will use geospatial services in the collation of thematic data from all the county departments with the aim of enriching and developing a geo-database for the county to ensure equitable allocation of resources.

The Special programmes and external funding department will implement programmes and projects that are expected to have a major impact on people’s welfare. These programmes will mainly be anchored in the PPP framework and through donor funding .

### 4.9.1 Sector composition:

This sector is composed of the following sub-sectors.

- i. Governor’s office
- ii. Deputy Governor’s office.
- iii. Special Programs and External Partnerships
- iv. County Secretary.
- v. ICT, E-governance, and innovation

**4.9.2 Vision:** To be the leading sector in public policy formulation, implementation, coordination supervision and prudent resource management.

**4.9.3 Mission:** To provide leadership in policy direction, resource mobilization and management for quality service delivery.

### 4.9.4 Sector Goal(s):

- To strengthen the capacity of county to provide leadership and coordination required for successful implementation of development plans.
- To coordinate and ensure policy formulation, implementation and compliance in all the sectors/ departments within the County Public Service

### 4.9.5 Sector Priorities and Strategies

Sector Priorities	Strategies
Enhance county Governance and Executive Management	<ol style="list-style-type: none"> <li>i. Enhance feedback mechanisms</li> <li>ii. Strengthen Inter-Governmental relations and external partnerships</li> <li>iii. Strengthen coordination of county service delivery</li> <li>iv. Promote human resource management and development.</li> <li>v. Strengthen policy formulation and programmes implementation.</li> <li>vi. Promote Cohesion and peace building</li> </ol>
Enhance tracking of projects, programmes and policy implementation	<ol style="list-style-type: none"> <li>i. Enhance participatory monitoring and evaluation of projects and programmes</li> <li>ii. Strengthen monitoring and evaluation of County projects</li> <li>iii. Entrench performance management in service delivery</li> </ol>
Enhance Compliance with the rule of law	<ol style="list-style-type: none"> <li>i. Establishing of advisory processes</li> <li>ii. Establishing of dispute/litigation resolution mechanisms</li> </ol>

Sector Priorities	Strategies
	iii. Overseeing implementation of the constitution and the relevant statutes
Promotion of ICT, E-governance and innovation	i. Enhance E- governance through ICT ii. Promotion of digital learning iii. Enhancing digitalization of government services.

#### 4.9.6 Sector Programmes

**Programme 1 Name: Governance and Administration Services**

Objective: To enhance County coordination, administration and public participation.

Outcome: Improved service delivery and public participation in the development process.

Sub Programme	Key Output	Key Performance Indicators	Linkages to SDG Targets*	Planned Targets and Indicative Budget (KSh. M)										Total Budget (KSh. M)*
				Year 1		Year 2		Year 3		Year 4		Year 5		
				Target	Cost	Target	Cost	Target	Cost	Target	Cost	Target	Cost	
General Administration		Number of employees compensated		65		65		65		65		65		200
		Number of employees recruited		0		30		0		30		15		
		Number of employees promoted		10		10		10		10		10		
	Governor's office goods and services procured and offered.	User goods and services procured and offered		1	1	1	15	1	15	1	15	1	15	75
	Chief of staff goods and services procured and offered.	User goods and services procured and offered		1	5	1	5	1	5	1	5	1	5	25
	Head Protocol goods and services procured and offered.	User goods and services procured and offered		1	5	1	5	1	5	1	5	1	5	25
	Political Advisor goods and services procured and offered.	User goods and services procured and offered		1	5	1	5	1	5	1	5	1	5	25
	Director communication goods and services procured and offered.	User goods and services procured and offered		1	5	1	5	1	5	1	5	1	5	25
	Economic Advisor goods and services procured and offered.	User goods and services procured and offered		1	5	1	5	1	5	1	5	1	5	25
	In charge Security goods and services procured and offered	User goods and services procured and offered		1	5	1	5	1	5	1	5	1	5	25
Liaison office goods and services	User goods and services		1	5	1	5	1	5	1	5	1	5	25	

Programme 1 Name: Governance and Administration Services														
Objective: To enhance County coordination, administration and public participation.														
Outcome: Improved service delivery and public participation in the development process.														
Sub Programme	Key Output	Key Performance Indicators	Linkages to SDG Targets*	Planned Targets and Indicative Budget (KSh. M)										Total Budget (KSh. M)*
				Year 1		Year 2		Year 3		Year 4		Year 5		
				Target	Cost	Target	Cost	Target	Cost	Target	Cost	Target	Cost	
	services procured and offered	procured and offered												
	Liaison office Intergovernmental status reports	Liaison office Intergovernmental status reports		4	4	4	4	4	4	4	4	4	4	20
County Executive coordination services	County Executive committee meetings held	No of reports of County Executive Committee meetings held		4	4	4	4	4	4	4	4	4	4	20
	County secretary's office goods and services procured and offered	User goods and services procured and offered		1	5	1	5	1	5	1	5	1	5	25
Policy and strategy services	Develop and review public participation policy	Approved and reviewed public participation policy.		0	0	1	5	0	0	1	5	0	0	10
	Develop and review public participation regulation	Approved and reviewed public participation regulation		0	0	1	5	0	0	1	5	0	0	10
	Departmental strategic plans developed and reviewed	No. of departmental strategic plans developed and reviewed		0	0	10	25	0	0	0	0	10	25	50
	Developed and reviewed service charters	No of service charter developed and reviewed		0	0	10	20	0	0	0	0	10	20	
	Coordinated county government sectors	No of inter-sector working teams		10	5	10	5	10	5	10	5	10	5	25
County dialogue forum services	Establishment of Governors dialogue forum	Migori county Governor's dialogue forum Established		1	2	0	0	0	0	0	0	0	0	2
	Governors dialogue forum organized	No of Governors dialogue forum organized		0	0	1	10	1	10	1	10	1	10	40
	Publicity programmes held	No of radio programmes conducted per year		0	0	4	1	4	1	4	1	4	1	4
	County information disseminated	No of publicity materials circulated		0	0	2000	3	2000	3	2000	3	2000	3	12
	Print media information disseminated	No of advertisement		20	3	30	4.5	30	4.5	30	4.5	30	4.5	21

**Programme 1 Name: Governance and Administration Services**

**Objective:** To enhance County coordination, administration and public participation.

**Outcome:** Improved service delivery and public participation in the development process.

Sub Programme	Key Output	Key Performance Indicators	Linkages to SDG Targets*	Planned Targets and Indicative Budget (KSh. M)										Total Budget (KSh. M)*
				Year 1		Year 2		Year 3		Year 4		Year 5		
				Target	Cost	Target	Cost	Target	Cost	Target	Cost	Target	Cost	
Public Engagement services	Public participation forums held	No of public participation forums held		5	10	10	20	10	20	10	20	10	20	90
	Public documents uploaded in the County website	No of public documents uploaded in the website.		200	1	200	1	200	1	200	1	200	1	5
	Civic education conducted	No of training sessions held		0	0	4	10	4	10	4	10	4	10	16
Capacity building services	Staff trained	No of staff trained		0	0	20	3	20	3	20	3	20	3	12
<b>TOTAL COST</b>				66		120.5		120.5		120.5		120.5		548

**Programme 3 Name: Cohesion and peace building, research and Education**

**Objective:** To enhance peace and cohesion in the county

**Outcome:** Enhance peace and cohesion in the county.

Sub Programme	Key Output	Key Performance Indicators	Linkages to SDG Targets*	Planned Targets and Indicative Budget (KSh. M)										Total Budget (KSh. M)*
				Year 1		Year 2		Year 3		Year 4		Year 5		
				Target	Cost	Target	Cost	Target	Cost	Target	Cost	Target	Cost	
Peace Building Initiatives	Peace and cohesion meetings conducted	No. of peace and cohesion meetings held.		0	0	20	5	20	5	20	5	20	5	20
	Peace initiatives in volatile regions/community	No. of peace initiatives in volatile regions/communities conducted.		1	2	1	2	1	2	1	2	1	2	10
Conflict management and resolution	County conflict management and peace building unit operationalized	County conflict management and peace building unit constituted		60	5	70	5	80	5	80	5	80	5	25
<b>GRAND TOTAL</b>					7		12		12		12		12	56

**Programme 4 Name: County Information Development management services**

**Objective:** To facilitate equitable community planning, implementation, and monitoring.

**Outcome:** : Enhanced access and control information for decision making

Sub Programme	Key Output	Key Performance Indicators	Linkages to SDG Targets*	Planned Targets and Indicative Budget (KSh. M)										Total Budget (KSh. M)*
				Year 1		Year 2		Year 3		Year 4		Year 5		
				Target	Cost	Target	Cost	Target	Cost	Target	Cost	Target	Cost	

				Target	Cost	Target	Cost	Target	Cost	Target	Cost	Target	Cost	M)*
Geospatial information services	Recruited GIS staff	No. of GIS staff recruited		0	0	3	4	3	4	3	5	3	5	18
	Trained GIS staff	No. of staff trained		0	0	10	2.5	10	2.5	10	2.5	10	2.5	10
	GIS Lab established and equipped	No of labs and equipment procured		0	0	10	10	5	5	5	5	5	5	20
<b>GRAND TOTAL</b>					<b>0</b>		<b>11.5</b>		<b>11.5</b>		<b>12.5</b>		<b>12.5</b>	<b>48</b>

## ICT, E-GOVERNANCE, AND INNOVATION

**Programme: General Administration and Support Services**

**Objective: To improve work environment and service delivery**

**Outcome: Improved Service Delivery**

Sub Programme	Key Output	Key Performance Indicators	Linkages to SDG Targets *	Planned Targets and Indicative Budget (KSh. M)										Total Budget (KSh. M)*
				Year1		Year2		Year3		Year4		Year5		
				Target	Cost	Target	Cost	Target	Cost	Target	Cost	Target	Cost	
General Administration Services	Staff trained on ICT	No. of staff trained on ICT	SDG 16.7	2	40.0	2	40.0	2	40.0	2	40.0	2	40.0	200
		No. of skilled staff employed	SDG 16.7	8	4.32	2	1.08	2	1.08	2	1.08	2	1.08	8.64
	Staff promoted	No. of staff promoted	SDG 16.7	3	30.0	2	25.0	2	25.0	2	25.0	2	25.0	125
	Performance contracting signed	No. of performance contract signed	SDG 16.7	1	10.0	1	10.0	1	10.0	1	10.0	1	10.0	50.0
	Staff welfare issues addressed	No. of staff welfare issues addressed	SDG 16.7	2	50.0	2	50.0	2	50.0	2	50.0	2	50.0	250
E-governance and ICT	Capacity building on ICT	No. of staff with knowledge on ICT	SDG 16.7	100	2.5	100	2.5	100	2.5	100	2.5	100	2.5	12.5
	Internet services accessed	No. of Town centres accessing to internet services	SDG 16.7	3	15	2	10	2	10	2	10	2	10	55
<b>TOTAL COST</b>				<b>151.8</b>		<b>149.3</b>		<b>149.3</b>		<b>149.3</b>		<b>149.3</b>		<b>749.0</b>

Programme Name: E-Governance														
Objective.: To improve efficiency and meet citizens demands.														
Outcome: Improved e-citizen service delivery														
Sub Programme	Key Output	Key Performance Indicators	Linkages to SDG Targets*	Planned Targets and Indicative Budget (KSh. M)										Total Budget (KSh. M)*
				Year1		Year2		Year3		Year4		Year5		
				Target	Cost	Target	Cost	Target	Cost	Target	Cost	Target	Cost	
Automation services	Electronic Document Management System (EDMS)	Registry and Lands Documents		0	0	1	200	0	0	0	0	0	0	200
Spatial Data Infrastructure	Establishment of GIS-LAB , digital cadastral layers/maps, spatial analysis and GIS database configuration			0	0	1	100	1	100	1	100	1	100	400
<b>TOTAL COST</b>					<b>0</b>		<b>300</b>		<b>100</b>		<b>100</b>		<b>100</b>	<b>600</b>

Programme Name: E- learning														
Objective. To increase digital literacy.														
Outcome: : Improved digital literacy and access to e-learning material														
Sub Programme	Key Output	Key Performance Indicators	Linkages to SDG Targets*	Planned Targets and Indicative Budget (KSh. M)										Total Budget (KSh. M)*
				Year1		Year2		Year3		Year4		Year5		
				Target	Cost	Target	Cost	Target	Cost	Target	Cost	Target	Cost	
Digital curriculum integration and development	Tablets procured for ECDE	No. of Tablets procured		100000	120	60000	60	60000	60	40000	40	200000	20	240
	Computers procured for VETCs	No. of Computers procured		0	0	150	100	50	50	0	0	100	100	250
<b>TOTAL COST</b>					<b>120</b>		<b>160</b>		<b>110</b>		<b>40</b>		<b>120</b>	<b>560</b>

Programme Name: Digital innovation														
Objective.:Improved customer experience														
Outcome: : To invent latest technological ideas and implementation														
Sub Programme	Key Output	Key Performance Indicators	Linkages to SDG Targets*	Planned Targets and Indicative Budget (KSh. M)										Total Budget (KSh. M)*
				Year1		Year2		Year3		Year4		Year5		
				Target	Cost	Target	Cost	Target	Cost	Target	Cost	Target	Cost	
Innovation	ICT innovative incubation centres/hubs	No. of ICT Innovative incubation centres/ hubs established		0	0	2	200	2	200	2	200	2	200	800
	Digital economy	No. of entrepreneurs trained on digital economy		0	00	1000	100	3000	300	5000	600	7000	500	150
	Innovation expo	No. of innovation expo conducted		0	0	1	50	1	50	1	50	1	50	150
<b>TOTAL COST</b>					<b>0</b>	<b>350</b>	<b>550</b>		<b>850</b>		<b>750</b>	<b>1150</b>		

Programme: ICT Infrastructure														
Objective: To Improve ICT connectivity platforms and coverage														
Outcome: E-governance re-engineered														
Sub Programme	Key Output	Key Performance Indicators	Linkages to SDG Targets*	Planned Targets and Indicative Budget (KSh. M)										Total Budget (KSh. M)*
				Year1		Year2		Year3		Year4		Year5		
				Target	Cost	Target	Cost	Target	Cost	Target	Cost	Target	Cost	
ICT Infrastructure and Connectivity	Offices connected on internet	No. of offices connected on internet	SDG 9	5	12.5	3	7.5	3	7.5	3	7.5	3	7.5	42.5
	ICT Equipment procured	No. of ICT equipment procured	SDG 9	Assorted	45	Assorted	25	Assorted	15	Assorted	15	Assorted	10	110
	Security surveillance system Installed	No. of facilities installed with Security surveillance systems.	SGD 9	3	7.5	3	7.5	3	7.5	3	7.5	3	7.5	37.5
	Enterprise scale- ups machines	No. of Enterprise scale- ups purchased	SDG 9	1	3.2	1	3.2	1	3.2	1	3.2	1	3.2	16
	Website and domains maintained	No. of websites and domains maintained	SDG 9	5	7.5	5	7.5	5	7.5	5	7.5	5	7.5	37.5
	Networks maintained	No. of networks maintained	SDG 9	5	7.5	5	7.5	5	7.5	5	7.5	5	7.5	37.5

Programme: ICT Infrastructure														
Objective: To Improve ICT connectivity platforms and coverage														
Outcome: E-governance re-engineered														
Sub Programme	Key Output	Key Performance Indicators	Linkages to SDG Targets*	Planned Targets and Indicative Budget (KSh. M)										Total Budget (KSh. M)*
				Year1		Year2		Year3		Year4		Year5		
				Target	Cost	Target	Cost	Target	Cost	Target	Cost	Target	Cost	
	Billboards Amalgamated into one	No. of billboards to be amalgamated	SDG 9	1	3	1	3	1	3	1	3	1	3	15
	Switches and Routers Purchase and installed	No. of switches and routers purchased and installed	SDG 9	Assorted	1.7	Assorted	1.7	Assorted	1.7	Assorted	1.7	Assorted	1.7	8.5
	Halls furnished	No. of conference halls renovated and furnished	SDG 9	1	3.36	0	0	0	0	0	0	0	0	3.36
	Phones procured for CHVs	No of phones procured	SDG 9	160	2.88	0	0	0	0	0	0	0	0	2.88
Automation	Revenue collected	No. of POS procured and installed	SDG 9	150	11.25	150	11.25	150	11.25	150	11.25	150	11.25	56.25
	Electronic Biometric devices procured and installed	No. of electronic Biometric devices procured	SDG 9	3	7.5	2	5	2	5	2	5	2	5	27.7
	E-Health services installed	No. of Hospitals installed with E-Health services	SDG 9	3	9	2	6	2	6	2	6	2	6	33
	Digitized VTCs and ECDE Curriculum developed	No. of VTCs on digitized curriculum platform developed	SGD 9	2	10	1	5	1	5	1	5	1	5	30
	ERP installed in Sub Counties	No. of Sub Counties installed with the ERP	SDG 9	1	5.8	1	5.8	1	5.8	1	5.8	1	5.8	29
<b>TOTAL COST</b>				<b>97.34</b>		<b>97.34</b>		<b>97.34</b>		<b>97.34</b>		<b>97.34</b>		<b>486.69</b>



## Special programmes and external partnerships

Programme Name: General Administration and Support Services														
Objective: To promote work environment and service delivery														
Outcome: Improved service delivery														
Sub Programme	Key Output	Key Performance Indicators	Linkages to SDG Targets*	Planned Targets and Indicative Budget (KSh. M)										Total Budget (KSh. M)*
				Year 1		Year 2		Year 3		Year 4		Year 5		
				Target	Cost	Target	Cost	Target	Cost	Target	Cost	Target	Cost	
Administrative and support services	Employees capacity built	No. of employees capacity built		5		15		15		15		15		16
Monitoring and evaluation services	Quarterly review meetings conducted	No. of quarterly review meetings conducted	SDG 16.6	4		4		4		4		-		9.8
Policy frameworks, and guidelines	Guidelines, policies and systems for monitoring of the financial resources developed	No. of guidelines, policies and systems for monitoring of the financial resources developed	SDG 16.6	3	1	1								7.35
	Guidelines, frameworks and policies for civic education and peace building initiatives	No. Of guidelines and policies for civic education and peace building developed	SDG 16.6	3	1	1								
Investment services	Legal framework for the investment bill developed	No. Of investment bills/Acts developed		1		1								4.5
	The county assemblies' committee engaged	No. Of investment bills/Acts adopted by the county assembly		1		1								

Programme Name: External partnerships and affairs														
Objective: To promote a prosperous and sustainable future for the county through networking and collaborations														
Outcome: Strengthened donor and partner relations														
Sub Program me	Key Output	K e y Performance Indicators	Linkages to SDG Targets*	Planned Targets and Indicative Budget (KSh. M)										Total Budget
				Year 1		Year 2		Year 3		Year 4		Year 5		
				Target	Cost	Target	Cost	Target	Cost	Target	Cost	Target	Cost	
Donor/ external partners engagement services	Potential and existing donors mapped	No. Of inventories developed.			1		1		1		1		1	<b>5.7</b>
	Annual donor conferences organized	No. Of donor conferences			1		1		1		1		1	<b>10</b>
	Baseline survey carried out and reported promptly.	No' of survey reports generated.												<b>19.8</b>
	Forum for thematic areas identification held and areas identified.	No. Of foras held to established and operational. Blueprints for each thematic area			1		1		1					
	Thematic areas reporting tools developed .	No. Of Foras held to develop the thematic areas reporting tools.	1		1									
	Plans developed to guide the blueprint and proposal writing.	No. Of Foras held to develop the blueprint and proposal writing.	1		1		1		1		1			
	Monitoring and evaluation systems established for each of the 4 thematic area and channels of reporting agreed Fund	No. Of foras held to establish the monitoring and evaluation systems for the 4 thematic areas and channels of reporting.	1		1									

Programme Name: External partnerships and affairs														
Objective: To promote a prosperous and sustainable future for the county through networking and collaborations														
Outcome: Strenthened donor and partner relations														
Sub Program me	Key Output	K e y Performance Indicators	Linkages to SDG Targets*	Planned Targets and Indicative Budget (KSh. M)										Total Budget (KSh. M)*
				Year 1		Year 2		Year 3		Year 4		Year 5		
				Targ et	Co st	Targ et	Co st	Targ et	Co st	Targ et	Co st	Targ et	Co st	
	established.													
	Joint technical team established to develop proposals and blueprints for special programs.	No. of successful project proposals												
	County annual economic Forum held and report of the outcome shared	No. Of Economic fora held		1	3	1	3	1	3	1	3	1	3	15
	Centre of excellency developed	No. Of centers established		0	0	1	50							50
<b>TOTAL COST</b>														65

Programme Name: Civic Education and peace building services														
Objective: To promote a culture of peace and democratic values in the county														
Outcome: Enhanced peace and cohesion in the county.														
Sub Program me	Key Output	Key Performance Indicators	Linkages to SDG Targets*	Planned Targets and Indicative Budget (KSh. M)										Total Budget (KSh. M)*
				Year 1		Year 2		Year 3		Year 4		Year 5		
				Targ et	Co st	Targ et	Co st	Targ et	Co st	Targ et	Co st	Targ et	Co st	
Civic Education and peace building services	Community engagement structures/ systems developed	No. of community strengthening fora held		1		1								19.56
	Key stakeholders in civic education and peace building capacity built	No. Of capacity building fora held		1		1		1		1		1		

Programme Name: Civic Education and peace building services														
Objective: To promote a culture of peace and democratic values in the county														
Outcome: Enhanced peace and cohesion in the county.														
Sub Programme	Key Output	Key Performance Indicators	Linkages to SDG Targets*	Planned Targets and Indicative Budget (KSh. M)										Total Budget (KSh. M)*
				Year 1		Year 2		Year 3		Year 4		Year 5		
S				Targ et	Cost	Targ et	Cost	Targ et	Cost	Targ et	Cost	Targ et	Cost	
	Systems for reporting and channels of communications developed	No. Of reporting systems and channels established		1										
	Establish toll free network where all community gate keepers may report.	No. Of toll free network numbers established		1		1								
	Baseline surveys on knowledge gaps done	No. Of survey reports developed		1		1		1		1		1		9.52
	Civic education initiatives developed	No. Of initiatives developed		1		1		1		1		1		
	Communities sensitized on areas of priority	No. Of sensitization fora held		1		1		1		1		1		
	Community peace initiative developed	No. Of sensitization fora on peace held		1		1		1		1		1		
	Annual peace conference held	No. Of annual peace conferences held		1	0.5	1	0.5	1	0.5	1	0.5	1	0.5	2.5

Programme Name: Resource Mobilization														
Objective: To secure additional resources from external sources to support development priorities for the county														
Outcome: Enhanced Resource Mobilization														
Sub Programme	Key Output	Key Performance Indicators	Linkages to SDG Targets*	Planned Targets and Indicative Budget (KSh. M)										Total Budget (KSh. M)*
				Year 1		Year 2		Year 3		Year 4		Year 5		
				Target	Cost	Target	Cost	Target	Cost	Target	Cost	Target	Cost	
Resource Mobilization	Policy developed and included the savings guidelines	No' of foras held to develop the sustainability fund guidelines and policy												17,200,000
	Annual conference for resource mobilization held	No. Of conferences held		1	5	1	5	1	5	1	5	1	5	20

Programme Name: Resource Mobilization														
Objective: To secure additional resources from external sources to support development priorities for the county														
Outcome: Enhanced Resource Mobilization														
Sub Programme	Key Output	Key Performance Indicators	Linkages to SDG Targets*	Planned Targets and Indicative Budget (KSh. M)										Total Budget
				Year 1		Year 2		Year 3		Year 4		Year 5		
				Target	Cost	Target	Cost	Target	Cost	Target	Cost	Target	Cost	
	County development basket established	Amounts in KES mobilized annually		0	0	1	1,000	1	1,000	1	1,000	1	1,000	<b>4,000</b>
	Engage the technical team for the development of both thematic areas and the key blue print	Key blue print developed				1	19.8							<b>19.8</b>
	Special programs fund established	No. Of funds established		1	1000									1,000
	Policy developed and include the savings guidelines	No' of fora held to develop the sustainability guidelines and policy		1	15									<b>15</b>
	Annual fundraisings for special programs fund held	No. Of fundraisings held		1		1		1		1		1		
<b>TOTAL COST</b>														

#### 4.10 PUBLIC SERVICE MANAGEMENT AND DEVOLUTION

The sector’s mandate is to ensure services are devolved closer to the residents of Migori. To ensure efficient and effective service delivery to the citizens, the sector plans to undertake delineation of Village boundaries, Recruitment of Village Administrators and Village Advisory Council Members for the 141 villages currently proposed in the Migori County Village Administration Bill, 2020, construction of Sub-County Citizen Service Centres. The sector will ensure comprehensive coverage of Civic Education Curricula for improved public participation.

To ensure that the general public is adequately informed about the County Government’s policies, programmes and projects, the sector will produce a monthly Newsletter and hold regular press releases.

The Monitoring and Evaluation department will track the implementation of all Government Policies, Programmes and Projects through various M&E committees and field visits. The sector has developed the County M&E Policy to guide the implementation of the M&E function in the Public Sector. The department will also provide guidelines on strengthening the M&E function across all sectors.

##### 4.10.1 Sector composition:

- i. The Public Service Management Sector is composed of the following sub sectors.
- ii. Public Service Management and devolution
- iii. Public Service Board.
- iv. Monitoring, Evaluation and Performance Contracting

**4.10.2 Vision:** A leading sector in projects and programmes, public policy formulation, implementation, coordination, supervision, and prudent resource management

**4.10.3 Mission:** To provide leadership and policy direction in resource mobilization and management for value for moneys in projects and quality public service delivery.

##### 4.10.4 Sector Goal(s):

To facilitate the growth, diversification, and the stability of Migori County’s Public Service Sector.

##### 4.10.5 Sector Priorities and Strategies

Sector Priorities	Strategies
Enhance Service delivery.	<ol style="list-style-type: none"> <li>i. Strengthen Staff Performance management, Capacity building and staff welfare.</li> <li>ii. Enhance Governance and Executive Management</li> <li>iii. Strengthen Public service board services.</li> </ol>
Devolution services	<ol style="list-style-type: none"> <li>i. Promote civic education, public participation and feedback.</li> <li>ii. Enhance management of devolution affairs</li> <li>iii. Effective public participation and feedback mechanism</li> </ol>
Human capital development	<ol style="list-style-type: none"> <li>i. Formulate and review County Human Resource Policies</li> <li>ii. Develop systems for efficient management and development of staff.</li> <li>iii. Develop and provide policy guidelines for effective payroll management.</li> <li>iv. Promote creativity and innovations of public servants.</li> <li>v. Recruitment</li> <li>vi. Capacity building and training</li> </ol>

Sector Priorities	Strategies
Enhance tracking of projects, programmes and policy implementation	i. Enhance participatory monitoring and evaluation of projects and programmes. ii. Strengthen monitoring and evaluation of County projects. i. Entrench performance management in service delivery

#### 4.10.6 Sector Programmes

### PUBLIC SERVICE MANAGEMENT AND DEVOLUTION

Programme Name: General Administration and Support Services														
Objective: To increase efficiency and effectiveness in Service Delivery														
Outcome: Improved Service Delivery														
Sub Programme	Key Output	Key Performance Indicators	Linkages to SDG Targets*	Planned Targets and Indicative Budget (KSh. M)										Total Budget
				Year 1		Year 2		Year 3		Year 4		Year 5		(KSh. M)*
				Targ et	Cos t	Targ et	Co st	Targ et	Cos t	Targ et	Co st	Targ et	Cos t	Targ et
Administrative Support Services	Management Team	Number of support supervision activities undertaken	Reports	1000	20	1000	20	1000	30	1000	30	1000	40	140
	Customer satisfaction surveys conducted	Number of customer satisfaction surveys conducted	Reports	1	20	1	30	1	35	1	30	1	30	145
	Corruption Perception Survey	Level of Corruption Perception identified	Baseline Survey Exit Survey	1	25	1	35	1	25	1	30	1	30	145
Operations	Comprehensive Staff Medical Cover	Number of staff put on medical cover	Contract Agreement	3500	65	4100	70	4500	75	5000	80	5300	85	375
	Purchase of Vehicles	Number of Vehicles Purchased	Log Book	2	20	2	20	2	20	2	20	2	20	100
	Gratuity	No. of staff Covered	Payroll by product	100	1	200	1	300	1	400	1	500	1	5
	Contracted Professional Guards	No. of guards Contracted	Contract Documents	100	15	150	20	200	25	250	30	300	35	124
	village administration boundaries delineated	number of villages delineated		0	-	141	-	0						
	Goods and Services	No. of goods and Services Procured	List of Beneficiaries	555	30	761	40	860	50	900	60	950	70	250
	County Fleet Services	Number of Vehicles maintained	Local Service Orders issued	4	5	6	10	8	15	10	20	12	25	75

Programme Name: General Administration and Support Services														
Objective: To increase efficiency and effectiveness in Service Delivery														
Outcome: Improved Service Delivery														
Sub Programme	Key Output	Key Performance Indicators	Linkages to SDG Targets*	Planned Targets and Indicative Budget (KSh. M)										Total Budget (KSh. M)*
				Year 1		Year 2		Year 3		Year 4		Year 5		
				Targ et	Co st	Targ et	Co st	Targ et	Co st	Targ et	Co st	Targ et	Co st	
	Mortgage / Car Loans	Number of Officers in the program	Contract Documents	75	200	80	200	85	200	95	200	105	200	1B
	Group Personal Insurance Cover	Number of staff insured	Contract Documents	3381	10	3500	15	3600	20	3700	25	3800	30	100M
	Staff welfare programs implemented	Number of staff enrolled into the County BBF	SDG 16.7	444	3.5	560	4	600	4.5	650	5	700	5.5	22.5
<b>TOTAL COST</b>					<b>248.5</b>		<b>269</b>		<b>289.5</b>		<b>310</b>		<b>330.5</b>	<b>733</b>

Name of Programme 2: Devolution Support Services														
Outcome: Well-Coordinated & Accessible Services to the Citizens														
Sub Programme	Key Output	Key performance Indicators	Linkages to SDG Targets	1. Planned Targets and Indicative										Total Budget (Million)
				Year 1		Year 2		Year 3		Year 4		Year 5		
				Targ et	Co st	Targ et	Co st	Targ et	Co st	Targ et	Co st	Targ et	Co st	
Devolved Units Development Services	Development of Migori village units bill	Approved Migori village units bill		1	15	0	0	0	0	0	0	0	0	15
<b>Total Cost</b>					<b>15</b>									<b>15</b>

Programme Name: Human Capital Management and Development Services														
Objective: To increase efficiency and effectiveness in Service Delivery														
Outcome: Improved Service Delivery														
Sub Programme	Key Output	Key Performance Indicators	Linkages to SDG Targets*	Planned Targets and Indicative Budget (KSh. M)										Total Budget (KSh. M)*
				Year 1		Year 2		Year 3		Year 4		Year 5		
				Targ et	Co st	Targ et	Co st	Targ et	Co st	Targ et	Co st	Targ et	Co st	
Human Resource Management Services	Staff welfare programs implemented	Number of staff enrolled into the County BBF		3381		350		360		362		364		



Programme Name: Devolved Units Administration Services														
Objective: To strengthen Devolved units for effective service delivery														
Outcome: Improved coordination and access to services by the citizens.														
Sub Programme	Key Output	Key Performance Indicators	Linkages to SDG Targets*	Planned Targets and Indicative Budget (KSh. M)										Total Budget (KSh. M)*
				Year 1		Year 2		Year 3		Year 4		Year 5		
				Target	Cost	Target	Cost	Target	Cost	Target	Cost	Target	Cost	
Devolved Units Development Services	Administration offices constructed	No. of Sub-County offices constructed/Renovated	SDG 16.7	2	32	2	32	3	20	3	20	3	2	122
		No. of Ward offices constructed / Renovated	SDG 16.7	3	39	3	39	3	20	3	20	3	20	138
		No. of Village offices constructed	SDG 16.7	20	29	290	28	280	28	28	28	280	28	280
Devolved Units (Ward) Development Programme	Committees formed and operationalized	No. of committees formed and operationalized.	SDG 16.7	189	39	19.	38	1	38	19	38	19	38	19
<b>Total cost</b>					<b>139</b>		<b>137</b>		<b>106</b>		<b>106</b>		<b>88</b>	<b>576</b>

Programme Name: Human Capital Management and Development.														
Objective: To enhance staff welfare.														
Outcome: Motivated and efficient human resource														
Sub Programme	Key Output	Key Performance Indicators	Linkages to SDG Targets*	Planned Targets and Indicative Budget (KSh. M)										Total Budget (KSh. M)*
				Year 1		Year 2		Year 3		Year 4		Year 5		
				Target	Cost	Target	Cost	Target	Cost	Target	Cost	Target	Cost	
Staff welfare services	annual salary and insurance payment report	percent level of annual salary and insurance payment	SDG 16.7	100	500	100	600	100	700	100	800	100	900	3500
	Staff trained	No. of employees trained annually	SDG 16.7	10	20	15	25	20	30	25	35	30	40	150
Information and Records Management	Records automated	percent level of records automated	SDG 16.7	30	15	50	15	70	20	80	3	100	40	93
	Records archived	percent of records archived in collaboration	SDG 16.7	30	5	40	7	70	10	80	13	100	15	40

Programme Name: Human Capital Management and Development.														
Objective: To enhance staff welfare.														
Outcome: Motivated and efficient human resource														
Sub Programme	Key Output	Key Performance Indicators	Linkages to SDG Targets *	Planned Targets and Indicative Budget (KSh. M)										Total Budget (KSh. M)*
				Year 1		Year 2		Year 3		Year 4		Year 5		
				Target	Cost	Target	Cost	Target	Cost	Target	Cost	Target	Cost	
		n with Kenya National Archives												
<b>TOTAL COST</b>					540		647		760		851		995	<b>3,793</b>

Programme Name: County Security and Enforcement Services														
Objective: To enhance compliance with the county laws														
Outcome: law abiding society														
Sub Programme	Key Output	Key Performance Indicators	Linkages to SDG Targets *	Planned Targets and Indicative Budget (KSh. M)										Total Budget (KSh. M)*
				Year 1		Year 2		Year 3		Year 4		Year 5		
				Target	Cost	Target	Cost	Target	Cost	Target	Cost	Target	Cost	
County security and enforcement services	Revenue Collection enforced	percent increase in revenue collection	SDG 16.7	30	10	50	15	70	20	90	80	100	90	215
	License default rate reduced	percent decrease in license default rate	SDG 16.7	20	5	40	10	60	15	70	20	100	25	75
	Approval of building plans enforced	percent decrease in unapproved building plans	SDG 16.7	20	2	40	3	60	4	70	5	100	6	20
	General Default rate reduced	percent decrease in general default rate	SDG 16.7	50	10	60	15	70	20	80	25	90	30	100
	Utility vehicles procured	No. of utility vehicles procured	SDG 16.7	2	20	2	20	2	20	2	20	1	10	90
	Security gears and equipment provided	No. of level of security gears and equipment provided	SDG 16.7	50	8	60	10	70	12	80	15	100	20	65
<b>Total Cost</b>					<b>55</b>		<b>73</b>		<b>91</b>		<b>165</b>		<b>181</b>	<b>565</b>

**Programme Name: Public Communication and Records Management Services.**

**Objective: To Improve record management.**

**Outcome: enhanced access and retrieval of records**

Sub Programme	Key Output	Key Performance Indicators	Linkages to SDG Targets*	Planned Targets and Indicative Budget (KSh. M)										Total Budget (KSh. M)*
				Year 1		Year 2		Year 3		Year 4		Year 5		
				Target	Cost	Target	Cost	Target	Cost	Target	Cost	Target	Cost	
Record management services	Training conducted.	No. of staff trained on records management	SDG 16.7	10	1	20	2	30	3	40	4	50	5	15
	Equipment to safeguard records procured.	No. of equipment to safeguard security of records procured	SDG 16.7	15	3	30	5	40	7	50	8	60	7	30
	Policies developed on access to information	No. of Policies on accessing public information developed	SDG 16.7	1	5	2	10	0	0					15
	Archiving of County Records	No. of County Records Archived		1000	6	1500	8	2000	10	2500	12	3000	14	50
Public Communications	Public Information and Communication Policy	No. of policies developed		1	1.5	1	1.5							3
	Monthly County Newsletters	Number of newsletters produced		96,000	15.5	96,000	16.5	96,000	17.5	96,000	21.5	96,000	22.5	102.5
	County Presses Released	Number of Press releases done		10	3	20	4	30	5	40	6	50	7	25
<b>TOTAL COST</b>					<b>35</b>		<b>47</b>		<b>42.5</b>		<b>51.5</b>		<b>55.5</b>	<b>231.5</b>

**PUBLIC SERVICE BOARD**

**Programme: Policy, planning, General Administration and Support Services**

**Objective: To improve work environment and service delivery**

**Outcome: Improved Service Delivery**

Sub Programme	Key Output	Key Performance Indicators	Linkages to SDG Targets*	Planned Targets and Indicative Budget (KSh. M)										Total Budget (KSh. M)*
				Year1		Year2		Year3		Year4		Year5		
				Target	Cost	Target	Cost	Target	Cost	Target	Cost	Target	Cost	
General Administration on Services	Compensation to employees	No. of staff remunerated	SDG 16.7	25	35	28	40	30	42	33	45	36	50	212

Programme: Policy, planning, General Administration and Support Services														
Objective: To improve work environment and service delivery														
Outcome: Improved Service Delivery														
Sub Programme	Key Output	Key Performance Indicators	Linkages to SDG Targets *	Planned Targets and Indicative Budget (KSh. M)										Total Budget (KSh. M)*
				Year1		Year2		Year3		Year4		Year5		
				Target	Cost	Target	Cost	Target	Cost	Target	Cost	Target	Cost	
		No. of skilled staff recruited	SDG 16.7	3	3	2	2	3	3	3	3			11
		No. of staff promoted	SDG 16.7	3	300	2	250	2	250	2	250	2	250	1.3
	Board members and secretariat staff trained	No of board members and staff trained	SDG 16.7	25	5	28	5	30	5	33	5	36	5	25
	Goods and services procured	No of goods and services procured	SDG 16.7		70		70		70		70		70	350
	Board offices constructed	No of board offices constructed	SDG 16.7	1	40	1	20							60
Policy and plans formulation	Policies, plans and guidelines prepared and reviewed	No of policies, plans and guidelines prepared and reviewed	SDG 16.7	4	10	4	10	4	10	4	10	4	10	50
<b>TOTAL COST</b>					<b>463</b>		<b>397</b>		<b>380</b>		<b>380</b>		<b>385</b>	

Programme Name: Public Service Board Services														
Objective: To promote good governance and efficiency in public service														
Outcome: Improved service delivery														
Sub Programme	Key Output	Key Performance Indicators	Linkages to SDG Targets *	Planned Targets and Indicative Budget (KSh. M)										Total Budget (KSh. M)*
				Year 1		Year 2		Year 3		Year 4		Year 5		
				Target	Cost	Target	Cost	Target	Cost	Target	Cost	Target	Cost	
Public Service Board Services	Reports prepared	No. of reports prepared	SDG 16.7	5	8	5	8	5	8	5	8	5	8	40
	Disciplinary cases reported	No. of disciplinary cases handled to conclusion	SDG 16.7	10	2	10	2	10	2	10	2	10	2	10
	Staff promoted	No. of staff promoted	SDG 16.7	1000	6	1000	6	1000	6	1000	6	1000	6	30
	Staff recruited	No. of staff recruited	SDG 16.7	300	6	300	6	300	6	300	6	300	6	30
	HR Advisories prepared	No. of HR advisories prepared and	SDG 16.7	5	4	5	4	5	4	5	4	5	4	20

Programme Name: Public Service Board Services														
Objective: To promote good governance and efficiency in public service														
Outcome: Improved service delivery														
Sub Program me	Key Output	Key Performan ce Indicators	Linkag es to SDG Targets *	Planned Targets and Indicative Budget (KSh. M)										Total Budget (KSh. M)*
				Year 1		Year 2		Year 3		Year 4		Year 5		
				Target	Cost	Target	Cost	Target	Cost	Target	Cost	Target	Cost	
	and submitted	submitted to the executive												
<b>Total Cost</b>					26		26		26		26		26	130

Programme Name: National Values and Principles of Governance														
Objective: To Promote Values and Principles of Governance														
Outcome: An Ethical and Principled Public Service Guided by the Rule of Law														
Sub Program me	Key Output	Key Performanc e Indicators	Linkag es to SDG Targets *	Planned Targets and Indicative Budget (KSh. M)										Total Budget (KSh. M)*
				Year 1		Year 2		Year 3		Year 4		Year 5		
				Target	Cost	Target	Cost	Target	Cost	Target	Cost	Target	Cost	
National Values and Principles of Governan ce	Sensitization forum	No. of staff sensitized on values and principles of governance	SDG 16.7	3500	10	3500	10	3500	10	3500	10	3500	10	50
	Implementati on report	No. of M&E reports on implementation	SDG 16.7	4	4	4	4	4	4	4	4	4	4	20
	Employment equity plans developed and reviewed	No. of employment equity plans developed and reviewed	SDG 16.7	1	4	1	4	1	4	1	4	1	4	20
	Annual report on values prepared and adopted	No. of reports prepared and submitted to the County Assembly	SDG 16.7	1	5	1	5	1	5	1	5	1	5	25
<b>TOTAL COST</b>					23		23		23		23		23	115

Programme Name: Information and Records Management														
Objective: To enhance access and retrieval of Board records														
Outcome: Increased Efficiency in records management														
Sub Program me	Key Output	Key Performan ce Indicators	Linkage s to SDG Targets *	Planned Targets and Indicative Budget (KSh. M)										Total Budget (KSh. M)*
				Year 1		Year 2		Year 3		Year 4		Year 5		
				Target	Cost	Target	Cost	Target	Cost	Target	Cost	Target	Cost	
Records managem ent	Storage and filing equipment procured	No. Storage and filing equipment procured		0	0	5	10	5	10	5	10	5	10	40

Programme Name: Information and Records Management														
Objective: To enhance access and retrieval of Board records														
Outcome: Increased Efficiency in records management														
Sub	Key	Key	Linkage	Planned Targets and Indicative Budget (KSh. M)										Total
Programme	Output	Performance	to SDG	Year 1		Year 2		Year 3		Year 4		Year 5		Budget (KSh. M)*
				Target	Cost	Target	Cost	Target	Cost	Target	Cost	Target	Cost	
		Indicators	Targets*											
	Archiving of board records	percent of records archived	SDG 16.7	30	1.5	50	1.5	70	1.5	85	1.5	100	1.5	7.5
<b>TOTAL COST</b>					<b>1.5</b>		<b>11.5</b>		<b>11.5</b>		<b>11.5</b>		<b>11.5</b>	<b>47.5</b>

**MONITORING AND EVALUATION DEPARTMENT**

Programme Name: Monitoring and Evaluation Services														
Objective: To enhance tracking of development policies, strategies and programmes														
Outcome: Enhanced efficiency and effectiveness in management of projects and programmes														
Sub Programme	Key Output	Key Performance Indicators	Linkages to SDG Targets*	Planned Targets and Indicative Budget (KSh. M)										Total Budget (KSh. M)*
				Year 1		Year 2		Year 3		Year 4		Year 5		
				Target	Cost	Target	Cost	Target	Cost	Target	Cost	Target	Cost	
Monitoring and Evaluation Services	Public expenditure review report	Public expenditure review report prepared and disseminated	SDG16.6	1	20	1	20	1	20	1	20	1	20	100
	comprehensive Quarterly Reports on Monitoring and Evaluation	Number of Reports prepared and disseminated	SDG16.6	4	10	4	10	4	10	4	10	4	10	50
	M&E committees	No of committees formulated and activated	SDG16.6	8	5	8	5	8	5	8	5	8	5	25
	sensitized Staff and Residents on the need for Quality Projects and Services	No. of staffs and Residents sensitized	SDG16.6	50	10	50	10	50	10	50	10	50	10	50
	M&E Indicators	Handbook of County M&E indicators	SDG16.6	1	2	1	2	1	2	1	2	1	2	10
	Policies formulated	Number of policies formulated and approved	SDG16.6	10	40	10	40	10	40	10	40	10	40	200

**Programme Name: Monitoring and Evaluation Services**

**Objective: To enhance tracking of development policies, strategies and programmes**

**Outcome: Enhanced efficiency and effectiveness in management of projects and programmes**

Sub Programme	Key Output	Key Performance Indicators	Linkages to SDG Targets *	Planned Targets and Indicative Budget (KSh. M)										Total Budget
				Year 1		Year 2		Year 3		Year 4		Year 5		
				Targ et	Cost	Targ et	Cost	Targ et	Cost	Targ et	Cost	Targ et	Cost	(KSh. M)*
	Monitoring and evaluation framework	Monitoring and evaluation framework developed		0	0	1	20	0		0		0		20
	Monitoring and evaluation plan	Monitoring and evaluation plan developed		0		1	15	1	15	1	15	1	15	60
	Mid-term review report	CIDP Mid-term review conducted.		0	0	0	0	40	40	0	0	0	0	40
	End term review report	CIDP end term review conducted		0	0	0	0	0	0	0	0	1	50	50
<b>TOTAL COST</b>					<b>87</b>		<b>122</b>		<b>142</b>		<b>102</b>		<b>152</b>	<b>605</b>

**Programme: Performance Management**

**Objective: To improve performance management**

**Outcome: Improved accountability in service delivery**

Sub Programme	Key Output	Key Performance Indicators	Linkages to SDG Targets *	Planned Targets and Indicative Budget (KSh. M)										Total Budget
				Year 1		Year 2		Year 3		Year 4		Year 5		
				Targ et	Cost	Targ et	Cost	Targ et	Cost	Targ et	Cost	Targ et	Cost	(KSh. M)*
Performance management services	Policies and plans developed and reviewed	No. of policies and plans developed and reviewed		2	6	2	6	0	0	0	0	0	0	12
	Performance contracts signed	No. of performance contracts signed		1	3	1	3	1	3	1	3	1	3	15
	Performance appraisals done and reports prepared	No. of staff appraised in every SPAS Cycle		1	5	1	5	1	5	1	5	1	5	25
	Rewards and sanction policy implementation reports	No. of staff rewarded based on reward and sanction policy		100	1	200	1	300	1	400	1	500	1	5
	No of rapid result initiative	No of rapid result initiatives conducted		0	0	1	2	1	2	1	2	1	2	8

Programme: Performance Management														
Objective: To improve performance management														
Outcome: Improved accountability in service delivery														
Sub Program me	Key Output	Key Performan ce Indicators	Linkag es to SDG Targets *	Planned Targets and Indicative Budget (KSh. M)										Total
				Year 1		Year 2		Year 3		Year 4		Year 5		Budg et
				Targ et	Cos t	Targ et	Cos t	Targ et	Cos t	Targ et	Cos t	Targ et	Cos t	(KSh. M)*
	report generated													
	ISO management sensitization	No of departments sensitized on ISO certification		0	0	10	2.5	10	2.5	10	2.5	10	2.5	10
	Service charters	No of departmental service charters developed		0	0	15	2	10	2	10	2	10	2	8
	Business process reengineered	No of business processes in department re-engineered		0	0	15	2	20	2.5	20	2.5	20	2.5	9.5
	Develop and publicize performance reports	No of reports developed and publicized		1	2	1	2	1	2	1	2	1	2	10
	Conduct scheduled staff appraisal	No of performance appraisal reports developed		0	0	2	2	2	2	2	2	2	2	8
	Automated County Performance management	Operational Performance management system		0	0	1	5	0	0	0	0	0	0	5
<b>TOTAL COST</b>					<b>3</b>		<b>18.5</b>		<b>14</b>		<b>14</b>		<b>14</b>	<b>112</b>



## 4.11 ROADS, TRANSPORT, PUBLIC WORKS AND INFRASTRUCTURAL DEVELOPMENT

The department strives to boost county investment by reducing transport cost on movement of people and goods to the market. The directorate of roads and transport will oversee the development and expansion of the road network, planning and management of traffic by constructing new roads and maintaining the existing ones, improving intersections, providing parking spaces and traffic safety features. The directorate will also address the functional storm water drainage as well as rapid response to disasters. It will provide related services to the public such as road level (values) for the developers, undertaking grading works for public roads as well as upgrading them to bitumen standards.

The directorate of public works and Infrastructural development will undertake designing and supervision of electrical and mechanical services for building works. It will also maintain records of all registered contractors in the county as well as preparing bills of quantities for the tendering process.

### 4.11.1 Sector composition:

This sector comprises two directorates namely:

- Roads and Transport
- Public Works and Infrastructural development

**4.11.2 Vision:** A world-class provider of cost-effective infrastructure facilities in Roads, Transport, and buildings in the county.

**4.11.3 Mission:** To provide efficient, affordable, safe, and reliable infrastructure and integrated transport systems for sustainable growth and development.

### 4.11.4 Sector Goal(s)

Sustainable transport and infrastructure development

### 4.11.5 Sector strategies

Sector Priorities	Strategies
Improve county road network	<ol style="list-style-type: none"> <li>i. Strengthen collaborative framework to guide road projects implementation.</li> <li>ii. Enhance access, maintenance and upgrading of road infrastructure and connectivity</li> </ol>
Enhance county accessibility through safe water, land and air transport in the county	<ol style="list-style-type: none"> <li>i. Development of legal framework to facilitate the operations of the sector</li> <li>ii. Resource mobilization for transport infrastructure and development</li> </ol>
Promote construction of safe, quality and environment-friendly buildings in the county	<ol style="list-style-type: none"> <li>i. Enforcement of the existing regulations and policies on building infrastructure standards</li> </ol>
Improve on storm water run-off collection and safe transfer	<ol style="list-style-type: none"> <li>i. Enforcement of the existing regulations and policies on building infrastructure standards</li> <li>ii. Proper design of new buildings, rainwater drainage systems</li> </ol>
Effective and efficient plan approvals	<ol style="list-style-type: none"> <li>i. Digitalize plan approvals process.</li> </ol>
Effective maintenance of county government vehicles and machineries	<ol style="list-style-type: none"> <li>i. Harmonize County Fleet Management</li> <li>ii. Rehabilitation of the maintenance workshop at Lichota</li> </ol>

## 4.11.6 Sector Programmes

Programme Name: General administration and support services														
Objective: To provide a conducive and favourable work environment														
Outcome: Improved service delivery														
Sub Programme:	Key Output	Key Performance Indicators	Linkages to SDG Targets*	Planned Targets and Indicative Budget (KSh. M)										Total Budget (KSh. M)*
				Year 1		Year 2		Year 3		Year 4		Year 5		
				Target	Cost	Target	Cost	Target	Cost	Target	Cost	Target	Cost	
Administrative services	Compensation to employees	% of employees compensated	SDG 8.3	100	50	100	50	100	50	100	50	100	50	250
	Compensation to employees	No. of employees promoted	SDG 8.3	4	5	4	5	4	5	4	5	4	5	25
	Compensation to employees	NO. of employees recruited	SDG 8.3	10	10	15	15	20	50	25	25	30	30	130
	User goods and services	User goods and services procured	SDG 8.3	1	50	1	50	1	50	1	50	1	50	250
Policy and plans formulation	Policies and plans formulated	No. of policies and plans formulated	SDG 8.3	5	10	5	10	0	0	0	0	0	0	20
Capacity development	Training and workshops	No. of employees trained and capacity built	SDG 8.3	10	4	10	4	10	4	10	4	10	4	20
<b>TOTAL COST</b>					<b>129</b>		<b>134</b>		<b>159</b>		<b>134</b>		<b>139</b>	<b>695</b>

Programme Name: Road Development, Maintenance and Management														
Objective: To improve road network and connectivity.														
Outcome: Improved Road network and infrastructure														
Sub Programme	Key Output	Key Performance Indicators	Linkages to SDG Targets*	Planned Targets and Indicative Budget (KSh. M)										Total Budget (KSh. M)*
				Year 1		Year 2		Year 3		Year 4		Year 5		
				Target	Cost	Target	Cost	Target	Cost	Target	Cost	Target	Cost	
Road network improvement	Access roads opened and upgraded through adopting modern standards that enhance resilience to climate change	Km of county roads designed	S.D.G 9.1	600 Km	120 M	600 Km	120 M	500 Km	100 M	500 Km	100 M	500 Km	100 M	540
			S.D.G 9.1	500 Km	750 M	600 Km	900 M	600 Km	900 M	600 Km	900 M	600 Km	900 M	4350
			S.D.G 9.1	3Km	360 M	3Km	360 M	3Km	360 M	3Km	360 M	3Km	360 M	1800
			S.D.G 9.1	600 Km	800 M	600 Km	800 M	500 Km	670 M	500 Km	670 M	500 Km	670 M	3610

Programme Name: Road Development, Maintenance and Management														
Objective: To improve road network and connectivity.														
Outcome: Improved Road network and infrastructure														
Sub Programme	Key Output	Key Performance Indicators	Linkages to SDG	Planned Targets and Indicative Budget (KSh. M)										Total Budget
				Year 1		Year 2		Year 3		Year 4		Year 5		
				Targets*	Target	Cost	Target	Cost	Target	Cost	Target	Cost	Target	Cost
		Km of urban pavements made	S.D.G 9.1	3Km	400 M	3Km	400	3Km	400 M	3Km	400 M	3Km	400	2000
	Footbridges/bridges /culverts constructed.	No. of bridges/box culverts/foot bridges designed	S.D.G 9.1	40	48	40	48	40	48	40	48	40	48	240
		No. of bridges /Box culverts/Foot bridges constructed	S.D.G 9.1	10	400 M	10	400	10	400	10	400	10	400	2000
Road Infrastructure Inventory	Digitization of road network system	% of Digitalized database for the department's infrastructure	S.D.G 9.1	5%	1M	25%	5	50%	5	75%	5	100 %	5	21
Mechanization service	Increased work efficiency	No. of graders purchased	S.D.G 9.1	2	74M	2	74	2	74	2	74	2	74	370
		No. of bulldozer loaders purchased	S.D.G 9.1			1	60							60
		No. of tippers purchased	S.D.G 9.1	1	10.5 M	2	21	1	10.5	1	10.5	1	10.5	63
		No. of Back Hoe loaders purchased	S.D.G 9.1			1	15			1	15	1	15	45
		No of Excavators purchased	S.D.G 9.1			1	33	1	33	1	33			99
		No. of compactors purchased	S.D.G 9.1	0		1	14	1	14	1	14			42
	Increased availability of plant and equipment due to improved maintenance	% of properly maintained plant and equipment	S.D.G 9.1	50%	20	100 %	20							40
<b>TOTAL COST</b>					<b>296 3.5</b>		<b>325 0</b>		<b>301 4.5</b>		<b>302 9.5</b>		<b>298 2.5</b>	<b>1524 0</b>

Programme Name: Transport Infrastructure Management Services														
Objective: To improve Transport connectivity.														
Outcome: Improved Transport infrastructure and Management														
Sub Programme	Key Output	Key Performance Indicators	Linkages to SDG Targets*	Planned Targets and Indicative Budget (KSh. M)										Total Budget (KSh. M)*
				Year 1		Year 2		Year 3		Year 4		Year 5		
				Target	Cost	Target	Cost	Target	Cost	Target	Cost	Target	Cost	
Transport management services	Reduction in road fatalities	Km of foot paths designed and constructed, road marking and controlled crossings	S.D.G9.1	10 Km	100	10Km	100	15Km	150	15Km	150	15Km	150	650
		No of road signage installed/replaced	S.D.G9.1	60	30	60	30	60	30	100	50	100	50	190
		No of bus parks/bays designed and constructed	S.D.G9.1	5	100	5	100	5	100	5	100	5	100	500
		percent reduction in road fatalities	S.D.G9.1	25%		30%		35%		40%		45%		
Air transport improvement	Improved air transport system/No. of air flights per day	% of Improvement /operationalization Kehancha and Macalder Airstrips	S.D.G9.1	0	0	25%	20	50%	20	75%	20	100%	20	80
Water transport Improvement	Improved water transport system/piers repaired	% completion of piers at Sori and Muhuru	S.D.G9.1	0	0	30%	12	60%	12	90%	12	100%	4	40
Quality Control	To optimize quality of infrastructure developed	Equipping of Material testing Lab	S.D.G9.1	50%	10	100%	10							20
Fleet management system	Purchase and installation of fleet management system	% of plant/vehicles installed with tracker system	S.D.G9.1	60%	30	100%	20							50
Environmental management plan	Improved environment	No. of trees planted soil erosion control measures No. of Solar Street lighting	S.D.G15	Various	50	Various	50	Various	50	Various	50	Various	50	250
<b>TOTAL COST</b>					<b>340</b>		<b>362</b>		<b>362</b>		<b>382</b>		<b>374</b>	<b>1820</b>

Programme Name: Public works services.														
Objective: To increase adherence to building regulations and standards														
Outcome: Increased safety of structures and buildings														
Sub Programme	Key Output	Key Performance Indicators	Linkages to SDG Targets *	Planned Targets and Indicative Budget (KSh. M)										Total Budget (KSh. M)*
				Year 1		Year 2		Year 3		Year 4		Year 5		
				Target	Cost	Target	Cost	Target	Cost	Target	Cost	Target	Cost	
Architectural Services	User-suitable and cost-effective buildings	No. of softwares acquired	9.1	2	0.8	2	0.8	2	0.8	2	0.8	2	0.8	4
		No of design drawings produced	9.1	1000	3	1000	3	1000	3	1000	3	1000	3	15
		No of approvals done	9.1	2000	2	2000	2	2000	2	2000	2	2000	2	10
		No. of inspections done	9.1	200	3	200	3	200	3	200	3	200	3	15
Quantity Surveyor's Services	User-suitable and cost-effective buildings	No of bills of quantities produced	9.1	1000	2	1000	2	1000	2	1000	2	1000	2	10
		No. of inspections done	9.1	200	3	200	3	200	3	200	3	200	3	15
		No of approvals done	9.1	2000	2	2000	2	2000	2	2000	2	2000	2	10
Mechanical and Electrical Engineering services		No. of softwares acquired	9.1	3	1.2	3	1.2	3	1.2	3	1.2	3	1.2	6
		No of design drawings produced	9.1	1000	2	1000	2	1000	2	1000	2	1000	2	10
		No of approvals done	9.1	2000	2	2000	2	2000	2	2000	2	2000	2	10
		No. of inspections conducted	9.1	400	2	400	2	400	2	400	2	400	2	10
<b>Total Cost</b>				<b>23</b>		<b>23</b>		<b>23</b>		<b>23</b>		<b>23</b>	<b>115</b>	

Programme Name: Public works services.														
Objective: To increase adherence to building regulations and standards														
Outcome: Increased safety of structures and buildings														
Sub Programme	Key Output	Key Performance Indicators	Linkages to SDG Targets *	Planned Targets and Indicative Budget (KSh. M)										Total Budget (KSh. M)*
				Year 1		Year 2		Year 3		Year 4		Year 5		
				Target	Cost	Target	Cost	Target	Cost	Target	Cost	Target	Cost	
Structural engineering services	Safe and cost-effective structures	No. of software acquired	S.D.G9.1	5	2	5	2	5	2	5	2	5	2	10
		No. of system reports prepared	S.D.G9.1	2000	1	2000	1	2000	1	2000	1	2000	1	5
		No. of designs	S.D.G9.1	1000	2	1000	2	1000	2	1000	2	1000	2	10

Programme Name: Public works services.														
Objective: To increase adherence to building regulations and standards														
Outcome: Increased safety of structures and buildings														
Sub Programme	Key Output	Key Performance Indicators	Linkages to SDG Targets *	Planned Targets and Indicative Budget (KSh. M)										Total Budget (KSh. M)*
				Year 1		Year 2		Year 3		Year 4		Year 5		
				Target	Cost	Target	Cost	Target	Cost	Target	Cost	Target	Cost	
		developed												
		No. of structural designs developed	S.D.G9.1	1000	2	1000	2	1000	2	1000	2	1000	2	10
		No. of inspections conducted	S.D.G9.1	200	3	200	3	200	3	200	3	200	3	15
Building works services	Safe and convenient working environment.	No. of buildings inspected	S.D.G9.1	200	12	200	12	10	12	101	12	100	12	60
		No. of equipment procured	S.D.G9.1	10	400	10	400	10	400	10	400	10	400	2000
	Construction, rehabilitation and maintenance of PWT&T structures	S.D.G9.1	1	200			1	200			1	200	600	
	Efficient and convenient plan approvals	S.D.G9.1	1	5	1	5	1	5	1	5	1	5	25	
Mechanization service	Mechanical maintenance equipment and materials	No. of tools procured	S.D.G9.1			1	42						42	
		No. of vehicles and plants maintained	S.D.G9.1	5	1	5	1	5	1	5	1	5	1	5
	increased work efficiency	No of double cabin vehicles purchased	S.D.G9.1	3	22.5	3	22.5	3	22.5	3	22.5	3	22.5	112.5
<b>TOTAL COST</b>					<b>650.5</b>		<b>492.5</b>		<b>650.5</b>		<b>450.5</b>		<b>650.5</b>	<b>2894.5</b>

Programme Name: Road Development, Maintenance and Management														
Objective: To improve road network and connectivity.														
Outcome: Improved Road network and infrastructure														
Sub Programme	Key Output	Key Performance Indicators	Linkages to SDG Targets *	Planned Targets and Indicative Budget (KSh. M)										Total Budget (KSh. M)*
				Year 1		Year 2		Year 3		Year 4		Year 5		
				Target	Cost	Target	Cost	Target	Cost	Target	Cost	Target	Cost	
Mechanization services	Increased work efficiency	No of service vehicles Purchased	S.D.G9.1	3	300	3	300	1	100	1	100	1	100	900

Programme Name: Road Development, Maintenance and Management														
Objective: To improve road network and connectivity.														
Outcome: Improved Road network and infrastructure														
Sub Programme	Key Output	Key Performance Indicators	Linkages to SDG Targets *	Planned Targets and Indicative Budget (KSh. M)										Total
				Year 1		Year 2		Year 3		Year 4		Year 5		Budget
				Target	Cost	Target	Cost	Target	Cost	Target	Cost	Target	Cost	(KSh. M)*
Environmental management plan	Improved environment	No. of trees planted Soil erosion control measures No. of solar street lighting	SDG 1.b.1	various	50	Various	50	various	50	various	50	various	50	250
<b>TOTAL COST</b>					<b>350</b>		<b>350</b>		<b>150</b>		<b>150</b>		<b>150</b>	<b>1150</b>

Programme Name: General Administrative Support Services														
Objective: To improve work environment and service delivery														
Outcome: Improved service delivery														
Sub Programme	Key Output	Key Performance Indicators	Linkages to SDG Targets *	Planned Targets and Indicative Budget (KSh. M)										Total
				Year 1		Year 2		Year 3		Year 4		Year 5		Budget
				Target	Cost	Target	Cost	Target	Cost	Target	Cost	Target	Cost	(KSh. M)*
Policy and plans formulation	Long term master plan for transport formulated	Number of long-term master plans formulated	SDG 1.b.1	0	0	1	5	0	0	0	0	0	0	5
	Climate risk and assessment plans formulated	Number of Climate risk and assessment plans formulated	SDG 1.b.1	1	5	1	5	1	5	1	5	1	5	25
<b>TOTAL COST</b>					<b>5</b>		<b>10</b>		<b>5</b>		<b>5</b>		<b>5</b>	<b>30</b>

## 4.12 TRADE, TOURISM, INDUSTRY, MARKET AND COOPERATIVE DEVELOPMENT

During the planning period, the department intends to improve the trading environment by building and renovating markets and market shades and operationalize Trade Loan Scheme to support SMEs. The sector also plans to establish one industrial park to facilitate creation and growth of knowledge-based enterprises, support local manufacturing, foster innovation and open up employment opportunities.

To increase earnings for the tourism sector, the department intends to establish a museum and an animal orphanage, establish an Art Gallery with an aim of attracting more tourists and carry out an Annual Tourism Cultural event which will help market the county both locally and internationally.

### 4.12.1 Sector composition

The sector is comprised of two sub-sectors namely:

- i. Trade, Industry and Tourism
- ii. Cooperative Development and Marketing

### 4.12.2 Vision

To make Migori county a destination of choice for trade, tourism and investment and a leading industrial hub in the region

### 4.12.3 Mission

Transform Migori county to a trading Centre, an investment destination and industrial hub to facilitate sustainable tourism for county development and prosperity.

### 4.12.4 Sector Goal(s)

- i. To stimulate technological activities to create employment and eradicate poverty.
- ii. To facilitate intra and extra county competitive trading environment.
- iii. To increase the number of tourist arrivals and earnings from tourism.

### 4.12.5 Sector Priorities and Strategies

Sector Priorities	Strategies
Enhance business opportunities in the county.	<ol style="list-style-type: none"> <li>i. Improving effectiveness in issuance, control and regulation of business licensing</li> <li>ii. Promote adherence to liquor licencing rules and regulations.</li> <li>iii. Strengthen trade development unit.</li> <li>iv. Develop and maintain trade infrastructure.</li> <li>v. Support the private sector in technical and entrepreneurial skills development.</li> <li>vi. Enhance MSME access to credit facilities.</li> <li>vii. Develop and implement policy, legal and institutional framework to support private sector competitiveness.</li> <li>viii. Mapping out all businesses in the county</li> <li>ix. Promote climate-smart inventions and innovations among entrepreneurs.</li> </ol>
Promotion of tourism activities	<ol style="list-style-type: none"> <li>i. Enhance partnership and efficiency in tourism promotion.</li> <li>ii. Enhance tourism infrastructure development.</li> <li>iii. Strengthen tourism development unit.</li> <li>iv. Develop tourism regulation and policy</li> <li>v. Diversification of tourism products and sites.</li> </ol>
Enhance consumer protection in Migori county.	<ol style="list-style-type: none"> <li>i. Improve compliance on set standards.</li> <li>ii. Strengthening the consumer protection unit to carry out frequent and random verification exercises.</li> <li>iii. Creating awareness to residents regarding market quality standards.</li> </ol>
Promotion of industrialization and investment	<ol style="list-style-type: none"> <li>i. Support research innovation</li> <li>ii. Development and commercialization of incubation centers.</li> <li>iii. Strengthen institutional policy and regulatory framework.</li> <li>iv. Establishment of maize, dairy and cottage industries</li> <li>v. Establish industrial parks.</li> <li>vi. Equip and operationalize CIDCs.</li> <li>vii. Staff training and capacity building.</li> <li>viii. Recruitment, promotion and redesignation of staffs.</li> <li>ix. Development county investment and industrialization policies and regulations.</li> </ol>



Sector Priorities	Strategies
	x. Coordination with development partners and other agencies to enhance investment and industrialization.
Strengthen cooperative movement	i. Promotion of cooperative marketing and value addition. ii. Enhance good governance and compliance with existing laws and regulations. iii. Strengthen financial inclusion and resource mobilization.

#### 4.12.6: Sector programmes.

**Programme Name: Policy, Planning and administrative support services**

**Objective: To improve work environment and service delivery.**

**Outcome: Increased service delivery in the county**

Sub Programme	Key Output	Key Performance Indicators	Linkages to SDG Targets*	Planned Targets and Indicative Budget (KSh. M)										Total Budget
				Year1		Year2		Year3		Year4		Year5		(KSh.
				Targ et	Co st	Targ et	Co st	Targ et	Co st	Targ et	Co st	Targ et	Cos t	M)*
Administrative support services	Personnel development	Number of staff trainings facilitated.	SDG 8.3	12	1.8 M	8	1.2 M	8	1.2 M	8	1.2 M	8	1.2 M	6.6.
		Number of staff recruited	SDG 8.3			4	2.6 M							2.6
	Vehicles purchased	Number of utility vehicles purchased	SDG 8.3	2	24 M	1	6M	2	6M					36
	compensation of staff	% of staff remunerated	SDG 8.3	100%	54	100%	66	100%	74	100%	78	100%	80	352
	User goods and services procured	The percentage of user goods and services procured as per procurement plan	SDG 8.3	100%		100%		100%		100%		100%		
	Promoted staff	Number of staffs promoted	SDG 8.3	2	0.4	3	0.4	4	0.4	6	0.4	8	0.4	2
	Performance contracts	Number of performance contracts and appraisal signed	SDG 8.3	64	0.4 M	64	0.4 M	68	0.4 M	68	0.4 M	68	0.4 M	2
<b>Total cost</b>					<b>80.6</b>		<b>76.6</b>		<b>82.0</b>		<b>80.0</b>		<b>82.0</b>	<b>401.2</b>

Programme Name: Trade Promotion, Development and Support to SMEs															
Objective: To create an enabling environment for domestic and international trade and investment															
Outcome: Increased business investment in the county.															
Sub Programme	Key Output	Key Performance Indicators	Linkages to SDG Targets*	Planned Targets and Indicative Budget (KSh. M)										Total Budget (KSh. M)*	
				Year 1		Year2		Year3		Year4		Year5			
				Target	Cost	Target	Cost	Target	Cost	Target	Cost	Target	Cost		
Trade development and promotion of SME services	Trade development and credit scheme in place	No of county trade development and credit scheme fund established	SDG 9.3	1	100 M	1	100 M	1	100 M	1	100 M	1	100 M	500 M	
		% of identified and registered traders benefiting from the scheme	SDG 9.3	20%		40%		60%		80%		100%			
		No of business trainings conducted	SDG 8.3	16	4.8 M	16	4.8 M	16	4.8 M	16	4.8 M	16	4.8 M	24	
		Number of field visits carried out	SDG 8.3	60	1.2 M	60	1.2 M	60	1.2 M	60	1.2 M	60	1.2 M	6	
		Number of county trade exhibitions organized	SDG 8.3	1	5M	1	5M	1	5M	1	5M	1	5M	25	
		Number of traders/Juakali groups supported to the annual East Africa Juakali nguvu kazi trade exhibition	SDG 8.3	10	1M	10	1M	10	1M	10	1M	10	1M	5	
Trade infrastructure development services	Modern markets, shades, toilets and pit latrines constructed/ improved	No of ultra-modern markets constructed	SDG 9.1				150 M	2	300 M	2	300 M	1	150 M	900	
		No of modern markets constructed	SDG 9.1	4	60M	4	60M	2	30M	2	30M	2	30M	210	
		No of ordinary market shades constructed	SDG 9.1	2	20M	2	20M	2	20M	2	20M	2	20M	100	
		No of modern toilets constructed	SDG 9.1	2	10M	2	10M	2	10M	2	10M	2	10M	50	
		No of pit latrines constructed	SDG 9.1	20	10M	30	15M	30	15M	20	10M	20	10M	60	
		% existing market shades and pit latrines renovated/rep aired	SDG 9.1	20%	20M	20%	20M	20%	20M	20%	20M	20%	20M	100	
<b>Total cost</b>					<b>232</b>		<b>387</b>		<b>507</b>		<b>502</b>		<b>352</b>	<b>1980</b>	



Programme Name: Industrial development and investment services															
Objective: To promote local investments, industrial and enterprise development.															
Outcome: Increased investment and industrialization															
Sub Programme	Key Output	Key Performance Indicators	Linkages to SDG Targets*	Planned Targets and Indicative Budget (KSh. M)										Total Budget	
				Year1		Year2		Year3		Year4		Year5			(KSh · M)*
				Target	Cost	Target	Cost	Target	Cost	Target	Cost	Target	Cost		
		establishment dairy factory	2.2												
		% level of establishment of agro-processing plant/juice factory	SDG9. 3.2	0	0	0	0	0	0	80%	200	100%	80	280	
		No of Juakali work sites established	SDG 9.4	0	0	1	10	1	10	1	10	1	10	40	
		% level of establishment of leather industry	SDG9. 6.1	-	-	-	-	-	-	50%	60	100%	70	130	
Animal feeds processing plant	Feeds factory established	% level Of establishment of feeds plant	SDG9. 6.1	0	0	0	0	0	0	50%	100	100%	150	250	
	Entrepreneurs trained in business skills	No of entrepreneurs trained on business skills	SDG 9.3	0	0	400	2.5	500	2.5	600	2.5	800	2.5	10	
Investment promotion services	Trained SMEs on product development, packaging and certification	No of business trainings to SMEs on product development packaging and certification	SDG 9.3	0	0	4	1.2	8	2.4	8	2.4	8	2.4	8.4	
	SMEs facilitated to national and regional investment exhibitions	No of exhibitions facilitated	SDG 9.3			2	1	2	1	2	1	2	1	4	
	Increased investment in the county	No of county investment conferences organized	SDG 9.3			1	5	1	5	1	5	1	5	20	
		County investment policy developed	SDG 8.3			1	4								4
		County Investment Unit	SDG 8.3			1	15	0	0	0	0	0	0		15

Programme Name: Industrial development and investment services														
Objective: To promote local investments, industrial and enterprise development.														
Outcome: Increased investment and industrialization														
Sub Programme	Key Output	Key Performance Indicators	Linkages to SDG Targets*	Planned Targets and Indicative Budget (KSh. M)										Total Budget (KSh. M)*
				Year1		Year2		Year3		Year4		Year5		
				Target	Cost	Target	Cost	Target	Cost	Target	Cost	Target	Cost	
		Established												
		County investment opportunities document updated	SDG 9.2	0	0	500copies	5	500copies	5	400copies	4	300copies	3	17
		No of participations in local investment conferences	SDG 9.2			2	2.5	2	2.5	2	2.5	2	2.5	10
		No of international exhibitions attended	SDG 9.2			1	2.5	1	2.5	1	2.5	1	2.5	10
		No of stakeholder sensitization workshops held	SDG 9.2	0	0	3	4.5	6	9	2	3	2	2	18.5
		No of trade fairs and exhibition organized and attended	SDG 9.2	0	0	4	4	4	4	2	2	2	2	12
		OVOP Programs supported	SDG 9.2	0	0	4	4	2	2	1	1	1	1	8
<b>Total Cost</b>					<b>650</b>		<b>74.2</b>		<b>62.1</b>		<b>912.4</b>		<b>772.7</b>	<b>2471.4</b>

Programme Name: County Marketing, Promotion and Branding														
Objective: Enhance publicity and county image.														
Outcome: Increased awareness of county products, services and opportunities														
Sub Programme	Key Output	Key Performance Indicators	Linkages to SDG Targets*	Planned Targets and Indicative Budget (KSh. M)										Total Budget (KSh. M)*
				Year1		Year2		Year3		Year4		Year5		
				Target	Cost	Target	Cost	Target	Cost	Target	Cost	Target	Cost	
Investment promotion and marketing	Increased awareness of county investment opportunities	No of investment conferences organized, held and attended		0	0	1	5	1	5	1	5	1	5	20
		No. of Trade Fairs and exhibitions		0	0	2	2	4	8	3	6	2	2	18

Programme Name: County Marketing, Promotion and Branding														
Objective: Enhance publicity and county image.														
Outcome: Increased awareness of county products, services and opportunities														
Sub Programme	Key Output	Key Performance Indicators	Linkages to SDG Targets*	Planned Targets and Indicative Budget (KSh. M)										Total Budget (KSh. M)*
				Year1		Year2		Year3		Year4		Year5		
				Target	Cost	Target	Cost	Target	Cost	Target	Cost	Target	Cost	
		held												
		No. of Information Centres established		0	0	1	5	2	10	1	5	1	5	25
		Number of radio talks/shows held		0	0	4	4	3	3	2	3	1	1	11
County branding	Improved county image.	No. of entry points branded		0	0	5	5	5	5	3	3	2	2	15
		No. of branding fora held		0	0	4	4	4	4	2	2	2	2	12
<b>Total Cost</b>					<b>0</b>		<b>25 M</b>		<b>35 M</b>		<b>24 M</b>		<b>17 M</b>	<b>101M</b>

Programme Name: Tourism Research and Development														
Objective: To promote tourism in the county.														
Outcome: Increased earnings from tourism activities														
Sub Programme	Key Output	Key Performance Indicators	Linkages to SDG Targets*	Planned Targets and Indicative Budget (KSh. M)										Total Budget (KSh. M)*
				Year1		Year2		Year3		Year4		Year5		
				Target	Cost	Target	Cost	Target	Cost	Target	Cost	Target	Cost	
Tourism product development	Cultural centre	Number of cultural centres constructed	SDG 9.2	-	-	1	15	1	10	1	10	1	10	45
	Developed tourist sites	No of tourism sites developed	SDG 9.2	-	-	10	20	10	20	10	20	10	20	80
	Developed Tourism legal framework	No of legal policies developed	SDG 8.9	-	-	2	10	2	10	1	5	1	5	30
	Developed County Tourism Database	No of tourism database developed	SDG 8.9	-	-	1	2	1	2	1	2	1	2	8
	Developed inventory on tourism sites and cultural heritage sites	No of inventories on tourism attractions developed	SDG 8.9	-	-	1	2	1	2	1	2	1	2	8
	Established	No of community	Research SDG	-	-	1	5	1	5	1	5	1	5	20

Programme Name: Tourism Research and Development														
Objective: To promote tourism in the county.														
Outcome: Increased earnings from tourism activities														
Sub Programme	Key Output	Key Performance Indicators	Linkages to SDG Targets*	Planned Targets and Indicative Budget (KSh. M)										Total Budget (KSh. M)*
				Year1		Year2		Year3		Year4		Year5		
				Target	Cost	Target	Cost	Target	Cost	Target	Cost	Target	Cost	
	community-based tourism climate change initiatives	-based tourism climate change initiatives established	13.2											
	Established animal museum and orphanages	Number of animal museum and orphanages established	SDG 9.2	-	-	1	10	1	10	1	10	1	10	40
	Established recreational parks	Number of recreational parks established	SDG 9.2	-	-	1	20	1	20	1	20	1	20	80
	Established art gallery	Number of art galleries established	SDG 9.2	-	-	1	5	1	5	1	5	1	5	20
	Established tourism offices at the sub-county	Number of tourism offices established at the sub-county	SDG 8.9	-	-	4	10	4	10	-	-	-	-	20
	Exhibition centre established at Migori Airstrip	% Completion of the exhibition centre	SDG 8.9	0	0	50	20	50	30					50
	Office block	Number of office block constructed	-	-	1	10	1	10	-	-	-	-	-	20
	Land acquisition	Number of land parcels purchased	SDG 8.9	-	-	2	10	2	10	1	4	1	4	28
	Secured riparian lands	Number of riparian lands secured	SDG 9.2	-	-	10	40	10	40	5	20	5	20	120
Tourism promotion, investment & marketing	Hospitality sector surveys	No of hospitality sector surveys done	SDG 8.9	-	-	1	2	1	1	1	1	1	1	5
		No of county tourism blogs created and operationalised	SDG 8.9	-	-	100	2	100	2	100	2	100	2	8
		Hospitality sector training	Number of hospital	-	-	1	3	1	3	1	3	1	3	12

Programme Name: Tourism Research and Development														
Objective: To promote tourism in the county.														
Outcome: Increased earnings from tourism activities														
Sub Program me	Key Output	K e y Performance Indicators	Linkages to SDG Targets*	Planned Targets and Indicative Budget (KSh. M)										Total Budget (KSh. M)*
				Year1		Year2		Year3		Year4		Year5		
				Targ et	Co st	Targ et	Co st	Targ et	Co st	Targ et	Co st	Targ et	Co st	
			ity sector training											
		Tourism sites mapped	Number of tourism sites mapping conducted	1	1	1	2	1	2	1	2	1	2	9
		No of County annual tourism and cultural festivals held	SDG 8.9	-	-	1	20	1	20	1	20	1	20	80
		No of county tourism guide booklets procured	SDG 8.9	-	-	100	1	200	2	200	2	200	2	7
	Established partnerships and linkages with the private sector	Partners and linkages with the private sector established	SDG 8.9	-	-	2	2	2	2	4	3	4	3	10
	Benchmarking	Number of benchmarking attended	SDG 8.9	-	-	1	1	1	1	1	1	1	1	4
	Developed and maintained tourism website	Number of tourism website developed and maintained	SDG 8.9	-	-	1	1	1	0.5	1	0.5	1	0.5	2.5
	Organized beach clean-up activities	Number of beach clean-up activities organized	SDG 8.9	-	-	4	2	4	2	4	2	4	2	8
	Annual stakeholders forum	Number of annual stakeholders forum organized	SDG 8.9	-	-	1	2	1	2	1	2	1	2	8
	county beauty contest	Number of county beauty contest organized	SDG 8.9	-	-	1	25	1	25	1	25	1	25	100
<b>Total cost</b>					<b>2M</b>		<b>233</b>		<b>236.5</b>		<b>166.5</b>		<b>166.5</b>	





guide booklets produced	tourism guide booklets produced												
Benchmarking	Number of benchmarking reports produced		0		2	0.5	2	0.5	2	0.5	2	0.5	2
Tourism Website developed and maintained	Number of tourism website developed and maintained		0		1	2	1	0.5	1	0.5	1	0.5	3.5
County Beauty Contest organized	Number of county beauty contests organized		0		1	1	1	1	1	1	1	1	4
Beach activities organized	Number of beach activities organized		0		4	2	4	2	4	2	4	2	8
Partnerships and linkages with the private sector established	Number of annual stakeholders' fora held		0		1	1	1	1	1	1	1	1	4
<b>Total cost</b>				<b>0M</b>		<b>9M</b>		<b>6.7M</b>		<b>6.8M</b>		<b>6.9M</b>	<b>29.4M</b>

**Programme Name: Legal metrology services**

**Objective: To ensure fair-trade practices and consumer protection**

**Outcome: Increased consumer protection.**

Sub Programme	Key Output	Key Performance Indicators	Linkages to SDG Targets*	Planned Targets and Indicative Budget (KSh. M)										Total Budget (KSh.)*
				Year1		Year2		Year3		Year4		Year5		
				Target	Cost	Target	Cost	Target	Cost	Target	Cost	Target	Cost	
Legal metrology services	businesses compliant with recommended weights	No. of businesses compliant with recommended weights	SDG 8.3	1	30M	1	60M	1	75M	1	75M	1	60M	300
	weighbridge	Number of weighbridges constructed	SDG 9.1			1	15M	1	15M	1	15M	1	15M	60
	Metrological laboratory	Number of laboratories built	SDG 9.1			1	6M	1	6M	1	6M	1	6M	24
	Cattle weighers	Number of cattle Weighers built	SDG 9.1			2	8M	2	8M	2	8M	2	8M	32
	Portage axel weigher	Number of portage axel weighers bought	SDG 9.3			1	3M	1	3M	1	3M	1	3M	12
	Consumer	No. of	SDG	4	1M	4	1M	4	1M	4	1M	4	1M	5

Programme Name: Legal metrology services														
Objective: To ensure fair-trade practices and consumer protection														
Outcome: Increased consumer protection.														
Sub Programme	Key Output	Key Performance Indicators	Linkages to SDG Targets*	Planned Targets and Indicative Budget (KSh. M)										Total Budget (KSh. M)*
				Year1		Year2		Year3		Year4		Year5		
				Target	Cost	Target	Cost	Target	Cost	Target	Cost	Target	Cost	
	training	consumer trainings conducted	9.3											
	Tankers Calibration rig	The Number of rigs established		0	0	1	5M	0	0	0	0	0	0	5
<b>Total cost</b>					<b>31M</b>		<b>98M</b>		<b>108M</b>		<b>108M</b>		<b>93M</b>	<b>438M</b>

Programme Name: Liquor licensing and control services.														
Objective: To enhance compliance in liquor licensing.														
Outcome: Increased number of liquor licences issued.														
Sub Programme	Key Output	Key Performance Indicators	Linkages to SDG Targets*	Planned Targets and Indicative Budget (KSh. M)										Total Budget (KSh. M)*
				Year1		Year2		Year3		Year4		Year5		
				Target	Cost	Target	Cost	Target	Cost	Target	Cost	Target	Cost	
Enforcement services	Liquor licensing Act enforced	No of sensitization fora conducted.	SDG 3.5	8	8M	8	8M	8	8M	8	8M	8	8M	40
		Liquor fund Established	SDG 3.5	1	10M	1	25M	1	30M	1	25M	1	10M	100
Awareness creation and public participation	Stakeholders' capacity built on the Liquor Licensing Act	No of Stakeholders trained.	SDG 3.5	60	3M	70	3.5M	80	4M	100	4.5M	200	5M	20
Infrastructure development	Rehabilitation centre constructed	Number of rehabilitation centers constructed	SDG 3.5	1	60M	1	5M	1	6M	1	10M	1	15M	96
	Acquisition of public land for the rehabilitation	No of acres of land acquired.	SDG 3.5	3 acres	15M									15
	liquor board offices constructed and equipped	No of liquor board offices constructed	SDG 3.5	-	-	1	10M	-	-	-	-			10
<b>Total cost</b>					<b>96</b>		<b>51.5</b>		<b>48</b>		<b>47.5</b>		<b>38</b>	<b>281</b>

## Cooperative Development

Programme: General Administration and support services														
Objectives: To improve work environment for enhanced service delivery.														
Outcome: Increased access to services across the county														
Sub Programme	Key Output	Key Performance Indicators	Linkages to SDG Targets*	Planned Targets and Indicative Budget (KSh. M)										Total Budget (KSh.)*
				Year1		Year2		Year3		Year4		Year5		
				Target	Cost	Target	Cost	Target	Cost	Target	Cost	Target	Cost	
General Administration and support services	Compensation for Employees	No of staff promoted	SDG 8.10	0	0M	3	0.018	13	0.84	5	15	30	15	30.85
		No of staff redesigned		0	0	5	1	5	0.5	10	1.5	10	1.5	4.5
		No. of staff recruited		5	0.58	5	0.40	5	0.40	10	0.68	4	0.32	2.38
	Staff Training	No. of staff trained		0	0	10	2	3	1	3	1	5	1	5
	Consultative Meetings	No. of Meetings held		0	0	12	2	20	3	30	4	40	5	14
<b>Total cost</b>					<b>0.58</b>		<b>5.418</b>		<b>5.74</b>		<b>22.18</b>		<b>22.82</b>	<b>56.738</b>

Programme: Co-operative Policy, Research Advisory															
Objectives: To increase compliance with co-operative laws and regulation															
Outcome: Enhance Policies and Regulations for Co-operatives															
Sub Programme	Key Output	Key Performance Indicators	Linkages to SDG Targets*	Planned Targets and Indicative Budget (KSh. M)										Total Budget (KSh.)*	
				Year1		Year2		Year3		Year4		Year5			
				Target	Cost	Target	Cost	Target	Cost	Target	Cost	Target	Cost		
Co-operative Policy, Research Advisory services	cooperative policies adopted and regulations adopted.	Number of co-operative policies developed	SDG 8.10	0	0	1	2M	0	0	2	2M	0	0	4M	
		No of acts developed.	SDG 8.10												
		No of regulations developed	SDG 8.10	0	0	2	1	0	6	2	1	0	0	8	
<b>Total cost</b>					<b>0</b>		<b>3</b>		<b>6</b>		<b>3</b>		<b>0</b>	<b>12</b>	

Programme: Co-operative Development and Promotion Services														
Objective: To improve economic growth within co-operative sector														
Outcome: Sensitize Co-operative Members and stakeholders on the need to embrace the model to spur economic growth														
Sub Programme	Key Output	Key Performance Indicators	Linkages to SDG Targets*	Planned Targets and Indicative Budget (KSh. M)										Total Budget (KSh.)*
				Year1		Year2		Year3		Year4		Year5		
				Target	Cost	Target	Cost	Target	Cost	Target	Cost	Target	Cost	
Co-operative	Functional and	Number of coffee factories	SDG 8.10	0	0	2	6	2	6	2	6	2	6	24

Programme: Co-operative Development and Promotion Services														
Objective: To improve economic growth within co-operative sector														
Outcome: Sensitize Co-operative Members and stakeholders on the need to embrace the model to spur economic growth														
Sub Programme	Key Output	Key Performance Indicators	Linkages to SDG Targets*	Planned Targets and Indicative Budget (KSh. M)										Total Budget (KSh.)*
				Year1		Year2		Year3		Year4		Year5		
				Target	Cost	Target	Cost	Target	Cost	Target	Cost	Target	Cost	
Development and Promotion Services	effective Co-operative benefiting Members	renovated												
		No of sensitization workshops carried out	SDG 8.10	0	0	20	2	30	4	30	4	30	4	14
		No of Ushirika days held	SDG 8.10	0	0	1	1	1	1	1	1	1	1	4
		No. of shows and exhibitions participated		0	0	2	1	4	2	6	3	6	3	9
<b>Total cost</b>					<b>0</b>		<b>10</b>		<b>13</b>		<b>14</b>		<b>14</b>	<b>51</b>

Programme: Co-operative Marketing of products and services															
Objective: To increase compliance with co-operative laws and regulations															
Outcome: Enhanced capacity of Co-operative, expanded market through aggregation and effective negotiation to improve earnings															
Sub Programme	Key Output	Key Performance Indicators	Linkages to SDG Targets*	Planned Targets and Indicative Budget (KSh. M)										Total Budget (KSh.)*	
				Year1		Year2		Year3		Year4		Year5			
				Target	Cost	Target	Cost	Target	Cost	Target	Cost	Target	Cost		
Co-operative Marketing of products and services	Improve market linkages for products and services	Number of marketing cooperative Societies institutionalized and operational	SDG 8.10	100	5M	200	10 M	300	15	400	20	500	25	75	
		No of fund kitties established and operationalized.	SDG 8.10	0	0	1	500	0	0	0	0	0	0	0	500
		No of Co-operatives formed and trained	SDG 8.10	150	2	300	4	450	6	500	8	500	9	29	
<b>Total cost</b>					<b>7</b>		<b>514</b>		<b>21</b>		<b>28</b>		<b>34</b>	<b>604</b>	

Programme: Co-operative Audit															
Objective: To increase compliance with co-operative Audit laws and regulation															
Outcome: Ensure regulatory standards are adhered to															
Sub Programme 5M 10M	Key Output	Key Performance Indicators	Linkages to SDG Targets*	Planned Targets and Indicative Budget (KSh. M)										Total Budget	
				Year1		Year2		Year3		Year4		Year5			(KSh.)*
				Target	Cost	Target	Cost	Target	Cost	Target	Cost	Target	Cost		
Co-operative Audit	Improved Audit services	Number of audits carried out	SDG 8.10	40	1.5	80	3	120	5	140	7	160	10	26.5	
		% of societies complying with tax regulations	SDG 8.10	100%		100%		100%		100%		100%			
		No of inspections, spot checks and inquiries carried out	SDG 8.10	40	1.5	80	3	120	5	150	7	200	9	25.5	
<b>Total cost</b>					<b>3</b>		<b>6</b>		<b>10</b>		<b>14</b>		<b>19</b>	<b>52</b>	

Programme: Co-operative Governance, Oversight and compliance														
Objective: To increase compliance with co-operative laws and regulation														
Outcome: Effective Governance of the Co-operative Societies														
Sub Programme	Key Output	Key Performance Indicators	Linkages to SDG Targets*	Planned Targets and Indicative Budget (KSh. M)										Total Budget
				Year1		Year2		Year3		Year4		Year5		
				Target	Cost	Target	Cost	Target	Cost	Target	Cost	Target	Cost	
Co-operative Governance, Oversight and compliance	Improved accountability and transparency in the management of Co-operative societies	Number of legally compliant Cooperative societies	SDG 8.10	20	0.5	30	1	50	3	70	5	100	10	19.5
		No. of committee trainings conducted.	SDG 8.10	50	1	100	2	200	3	300	5	350	5.5	16.5
		No of Society trainings conducted	SDG 8.10	300	0.30	500	0.50	550	0.70	700	1	1000	1.5	4.0
		No. of elections conducted		90	1	100	1.5	120	2.5	120	2.5	130	3.5	11
		No. of Annual General Meeting		60	0.5	120	1	200	2	250	2.5	300	3	9

Programme: Co-operative Governance, Oversight and compliance														
Objective: To increase compliance with co-operative laws and regulation														
Outcome: Effective Governance of the Co-operative Societies														
Sub Programme	Key Output	Key Performance Indicators	Linkages to SDG Targets*	Planned Targets and Indicative Budget (KSh. M)										Total Budget
				Year1		Year2		Year3		Year4		Year5		
				Target	Cost	Target	Cost	Target	Cost	Target	Cost	Target	Cost	
		s /Special AGM conducted												
		No. of arbitrations conducted		30	0.6	50	1	100	2	100	2	150	2.5	8.1
<b>Total cost</b>					<b>3.9</b>		<b>7</b>		<b>13.2</b>		<b>18</b>		<b>26</b>	<b>68.1</b>

DRAFT

#### 4.13 WATER AND ENERGY

The sector’s vision is to ensure access to reliable, quality, and affordable Water, Sanitation and Energy services. The sector through the Water Supply and Management Services will rehabilitate and digitize the existing water schemes, drill and equip boreholes, protect springs and provide uPVC water storage tanks, carry out a feasibility study and design of sewerage system for Migori town and construct the Decentralized Treatment Facility to enhance management of liquid waste. To improve on water quality monitoring, the department plans to establish a water quality testing lab.

The sector will also promote renewable energy for sustainability of the economy.

##### 4.13.1 Sector composition.

- i. Water services.
- ii. Energy development.

##### 4.13.2 Vision

To ensure access to reliable, quality and affordable Water and energy.

##### 4.13.3 Mission

To promote a conducive environment for development of Water and Sanitation

##### 4.13.4 Sector goals

Provision of reliable and affordable water and sanitation and energy for all the residents of the county

##### 4.13.5 Sector priorities and strategies.

Sector Priorities	Strategies
Strengthen Water and Sanitation Enabling Environment	<ol style="list-style-type: none"> <li>i. Development and implementation of policies, bills and plans</li> <li>ii. Enhance the departmental and staff capacity</li> <li>iii. Collaborating with the national government, sister departments and partners.</li> </ol>
Increase access to safe water and Sanitation	<ol style="list-style-type: none"> <li>i. Improvement of water infrastructure.</li> <li>ii. Promotion of rainwater harvesting and storage capacity</li> <li>iii. Strengthen sustainability in the utilization of water resources.</li> <li>iv. Construction of sewerage infrastructure.</li> <li>v. Maintenance of water and sanitation infrastructure</li> </ol>
Strengthen water conservation, protection and governance	<ol style="list-style-type: none"> <li>i. Collaborate with communities to participate in water management.</li> <li>ii. Invest in conservation of water catchment areas.</li> <li>ii. Collaborate with other statutory bodies on water conservation</li> </ol>
Improve access to reliable and affordable energy.	<ol style="list-style-type: none"> <li>i. Collaborate with national government to increase electricity coverage.</li> <li>ii. Promote adoption of renewable energy technologies in the county.</li> <li>iii. Strengthen energy sector enabling environment.</li> <li>iv. Exploit potential opportunities for renewable energies.</li> <li>v. Strengthen community participation in exploitation of renewable energy opportunities.</li> </ol> <p>Put in place mechanisms to protect energy infrastructure</p>



### 4.13.6 Sector programmes

Programme Name: Policy, General Administration and Support Services														
Objective: To provide efficient and effective support services														
Outcome: Efficient management of water and sanitation services														
Sub Programme	Key Output	Key Performance Indicators	Linkages to SDG Targets*	Planned Targets and Indicative Budget (KSh. M)										Total Budget (KSh. M)*
				Year 1		Year 2		Year 3		Year 4		Year 5		
				Target	Cost	Target	Cost	Target	Cost	Target	Cost	Target	Cost	
Policies and legal framework	Water master plan developed	Water masterplan document developed and approved	SDG 6.5	40%	20	60%	30	0	0	0	0	0	0	50
	Bills and policies implemented	No. of Bills and Policies implemented	SDG 6	20%	2	40%	2	60%	2	80%	2	100%	2	10
	Regulations formulated	No. of regulations approved	SDG 6	2	2	2	2	2	2	2	2	2	2	10
	Sectoral Plan 2023 – 2032	No. of Sectoral Plan developed and approved	SDG 6	0	0	1	5	0	0	0	0	0	0	5
	Water Sector strategic plan	Water sector strategic plan developed	SDG 6.1 SDG 6.2 SDG 6.3 SDG 6.6 SDG 6.7	1	4	0	0	0	0	0	0	0	0	4
	Annual work plans and Budget implementation report	No. Of Annual work plans and reports on Budget implementation reports	SDG 6	1	0.5	1	0.5	1	0.5	1	0.5	1	0.5	2.5
	Quarterly WASH forums	Reports of Joint quarterly Sector Reviews and Sector Coordination meetings held (WASH Forums) held	SDG 6.2SDG 6.5 SDG 6.7	4	1	4	1	4	1	4	1	4	1	5
General administrative services	Staff compensation	No. of staff compensated	SDG	60	41	75	43	90	45	90	45	90	45	219
	Staff promotions and	No. of vacancies created in	SDG 6	20	1.2	15	1.2	15	1.2	20	1.2	15	1.2	6

Programme Name: Policy, General Administration and Support Services														
Objective: To provide efficient and effective support services														
Outcome: Efficient management of water and sanitation services														
Sub Programme	Key Output	Key Performance Indicators	Linkages to SDG Targets*	Planned Targets and Indicative Budget (KSh. M)										Total Budget (KSh. M)*
				Year 1		Year 2		Year 3		Year 4		Year 5		
				Target	Cost	Target	Cost	Target	Cost	Target	Cost	Target	Cost	
	redesignation	the establishment and filled												
	Acquisition of skilled staff	No. of professional staff recruited	SDG 6	20	8.4	20	8.4	20	8.4	0		0		25.2
	Replacement of retired personnel	No. of vacancies filled	SDG 6	2	2	3	3	3	3	3	3	3	3	14
	Project Estimates and Drawings	%age of projects surveyed and designed	SDG 6	100%	1.2	100%	1.5	100%	1.5	100%	1.8	100%	2	6
	User goods and services	100% of goods and serviced procured	SDG	100%	90	100%	35	100%	35	100%	40	100%	40	240
Operation and maintenance of rural water services	Water management committees capacity build	No. of Water management committees capacity built	SDG6. 8	48	4.8	48	4.8	48	4.8	48	4.8	48	4.8	24
	Maintenance of rural water projects	Percentage of rural water schemes serviced repaired and in working condition	SDG 6	50%	30	60%	30	70%	45	80%	45	100%	45	195
	Updating database	Amount of information captured	SDG 6.5	70%	3	30%	2		0		0		0	5
	Updated Database	Rural water services functionality monitoring information captured	SDG 6.5	100%	1.4	100%	1.4	100%	1.4	100%	1.4	100%	1.4	7
	Monitoring reports	No. of field monitoring reports prepared	SDG 6	144	2.4	144	2.4	144	2.4	144	2.4	144	2.4	12
	Digitization of water supply networks for the 7No. urban water schemes	No. of schemes digitized	SDG 6	0	0	1	15	2	30	2	30	2	30	105
	Feasibility study and designs for	Report and Design of a sewer	SDG 6.1 SDG 6.2	1	5	1	2	1	2	1	2	1	2	13

Programme Name: Policy, General Administration and Support Services														
Objective: To provide efficient and effective support services														
Outcome: Efficient management of water and sanitation services														
Sub Programme	Key Output	Key Performance Indicators	Linkages to SDG Targets*	Planned Targets and Indicative Budget (KSh. M)										Total Budget (KSh. M)*
				Year 1		Year 2		Year 3		Year 4		Year 5		
				Target	Cost	Target	Cost	Target	Cost	Target	Cost	Target	Cost	
	sewerage system	treatment plants	SDG 6.3 SDG 6.5											
	Land for sewerage system identified.	Land for Sewerage system acquired (Refer to Department of Lands)	SDG 6.1 SDG 6.2 SDG 6.3 SDG 6.5	0	0	1	50	0	0	0	0	0	0	50
	Title deed to be acquired for water offices.	No. of Parcels referred to Department of lands for processing	SDG 6.5	1	10	1	10	1	10	1	10	1	10	50
<b>Total cost</b>					<b>229.9</b>		<b>250.2</b>		<b>195.2</b>		<b>140.4</b>		<b>140.6</b>	<b>1057.7</b>

PROGRAMME 2 NAME: WATER SUPPLY AND MANAGEMENT SERVICES														
Objective: To increase access to clean and safe water for domestic and industrial use from estimated 50% to 70% by end of 2027														
Outcome : Additional 20,000 Households (100,000 persons) having access to safe water.														
Sub Programme	Key Output	Key Performance Indicators	Linkages to SDG Targets*	Planned Targets and Indicative Budget (KSh. M)										Total Budget (KSh. M)*
				Year 1		Year 2		Year 3		Year 4		Year 5		
				Target	Cost	Target	Cost	Target	Cost	Target	Cost	Target	Cost	
Urban Water Supply and sewerage	Households served with safe water	No. of households accessing safe water	SDG 6.1 SDG 6.2	5,000	10	5,000	10	5,000	10	5,000	10	5,000	10	50
	Urban water supplies supported	No. of urban water supplies operational throughout the year	SDG 6.1 SDG 6.3	7	40	7	40	7	40	7	40	7	40	200
	Decentralized Treatment Facilities	No of Decentralized Treatment Facilities (DTF) constructed.	SDG 6.2 SDG 6.3	3	60	2	40	1	20	1	20	1	20	160
	Energy audit, feasibility study and design for solar	No. of schemes audited		0	0	4	10		0		0		0	10

**PROGRAMME 2 NAME: WATER SUPPLY AND MANAGEMENT SERVICES**

Objective: To increase access to clean and safe water for domestic and industrial use from estimated 50% to 70% by end of 2027

Outcome : Additional 20,000 Households (100,000 persons) having access to safe water.

Sub Programme	Key Output	Key Performance Indicators	Linkages to SDG Targets *	Planned Targets and Indicative Budget (KSh. M)										Total
				Year 1		Year 2		Year 3		Year 4		Year 5		Budget
				Targ et	Cost	Targ et	Cost	Targ et	Cost	Targ et	Cost	Targ et	Cost	(KSh.
														M)*
	systems powered													
	ERP System installed	No. of service covered by the software			0	1	4		0		0		0	4
Rural Water Services	Households served with safe water	No of additional households served with safe water	SDG 6.1 SDG 6.3	5,000	7.5	5,000	7.5	5,000	7.5	5,000	7.5	5,000	7.5	37.5
	Boreholes drilled	No. of boreholes drilled,	SDG 6.1 SDG 6.3	40	80	30	60	30	60	30	60	30	60	320
	Boreholes equipped	No. of boreholes equipped	SDG 6.1 SDG 6.3	40	200	40	200	40	200	40	200	40	200	100
	Facilities fitted with inline chlorination dozing	No of water facilities fitted with inline chlorination dozing equipment.	SDG 6.1 SDG 6.3	20	3	40	6	40	7.2	40	7.2	40	8	31.4
	Migori Rural Water Board	Migori Rural Water Board established	SSDG 6			1	12							12
Water Conservation, protection and Governance	Water safety plan(s)	Water safety plan(s) developed	SDG 6.1 SDG 6.3	3	4	5	5	5	5		0		0	14
	Improved WSP/WMC knowledge on the entire water supply system													
	Protected springs	No. of springs protected	SDG 6.1 SDG 6.3 SDG 6.5	20	10	20	10	20	10	10	5	10	5	40
	Rehabilitated springs	No. Of springs rehabilitated	SDG 6.1 SDG 6.3 SDG 6.5	5	2.5	5	2.5	5	2.5	5	2.5	5	2.5	12.5
	Springs installed with	No of protected springs	SDG 6.1	30	3	30	3	30	3	30	3	30	3	15

**PROGRAMME 2 NAME: WATER SUPPLY AND MANAGEMENT SERVICES**

Objective: To increase access to clean and safe water for domestic and industrial use from estimated 50% to 70% by end of 2027

Outcome : Additional 20,000 Households (100,000 persons) having access to safe water.

Sub Programme	Key Output	Key Performance Indicators	Linkages to SDG Targets *	Planned Targets and Indicative Budget (KSh. M)										Total
				Year 1		Year 2		Year 3		Year 4		Year 5		Budget
				Target	Cost	Target	Cost	Target	Cost	Target	Cost	Target	Cost	(KSh.
				M)*										
chlorine dispensers	installed with chlorine dispensers	SDG 6.3 SDG												
Chlorine dispensers maintained	%age of chlorine dispensers serviced and refilled		50%	2	60%	2	70%	2.5	80%	2.5	100%	3	12	
Rehabilitated dams/pans	No. of dams /pans rehabilitated	SDG 6.5 SDG 6.4	10	80	10	80	10	80	5	40	5	40	320	
Dams and pans completed and functional	No. of Dams and pans completed and functional.	SDG 6.5 SDG 6.4	10	160	3	72	3	72	3	72	3	72	468	
Reports on sensitization meetings.	No. of sensitization meetings on harnessing and storage of rain water held	SDG6.1 SDG 6.5 SDG 6.4 SDG 6.7	24	2.4	12	1.2	12	1.2	12	1.2	12	1.2	7.2	
Water storage tanks distributed	No of uPVC water storage tanks distributed to vulnerable households and institutions	SDG6.1 SDG 6.5 SDG 6.4	40	5.4	40	5.4	40	5.4	40	5.4	40	5.4	27	
Water quality lab established	%Of water quality lab Established	SDG6.1 SDG 6.5 SDG 6.4	50%	15	50%	15	0	0	0	0	0	0	30	
<b>Total cost</b>				<b>284.3</b>		<b>585.6</b>		<b>181.6</b>		<b>131.6</b>		<b>132.1</b>	<b>1870.6</b>	

## Energy Development

## Programme Name: Energy Development Services

Objective: To optimize the utilization of renewable energy resources

Outcome: Increased use of renewable energy

Sub Programme	Key Output	Key Performance Indicators	Linkages to SDG Targets*	Planned Targets and Indicative Budget (KSh. M)										Total Budget (KSh. M)*
				Year 1		Year 2		Year 3		Year 4		Year 5		
				Target	Cost	Target	Cost	Target	Cost	Target	Cost	Target	Cost	
Policy and legal framework	Energy Sector Enabling Environment Strengthened	Energy policy and bill formulated and approved.	SDG 7	1	5									5
		Energy regulations formulated and approved		3	5									5
Renewable energy development services	Report on energy audit, feasibility study and design of renewable energy	No. Energy audit, feasibility and design of renewable energy conducted.	SDG 7.3	2	2	2	2	2	2	2	2	2	2	10
	Report on Migori county energy plan development	County Energy plan developed and submitted to the Cabinet Secretary for in charge of Energy	SDG 7	100%	2	0	0	0	0	0	0	0	0	2
	Report on implementation of Migori county Energy plan	%Implementation of county energy plan	SDG7		0	50%	0	50%	0	0	0	0	0	0
	Training reports on RE technologies	No. of Capacity building sessions conducted for common interest groups on renewable energy technologies	SDG 7.1 SDG 7.2 SDG 7.3	10	2	10	2	10	2	10	2	10	2	10
		Increased %age of HH and institutions using clean energy technologies	SDG 7.1			10%	0	10%	0	10%	0	10%	0	0
		%age increase of enterprises involved in productive use of renewable energy	SDG 7.2	30%	0	20%	0	20%	0	20%	0	10%	0	0
		%age implementation of renewable	SDG 7.2	20%	0.5	20%	0.5	20%	0.5	20%	0.5	20%	0.5	2.5

Programme Name: Energy Development Services														
Objective: To optimize the utilization of renewable energy resources														
Outcome: Increased use of renewable energy														
Sub Programme	Key Output	Key Performance Indicators	Linkages to SDG Targets *	Planned Targets and Indicative Budget (KSh. M)										Total Budget (KSh. M)*
				Year 1		Year 2		Year 3		Year 4		Year 5		
				Target	Cost	Target	Cost	Target	Cost	Target	Cost	Target	Cost	
		energy standards.												
	Improved access to renewable energy.	No of house households connected to micro-grids	SDG 7.1	200	10	200	10	200	10	200	10	200	10	50
		Increase in No. of institutions using biogas energy	SDG 7.1 SDG 7.2	8	8	8	8	8	8	8	8	8	8	40
		No of solar lamps distributed to vulnerable school going children	SDG 7.1 SDG 7.2	4000	6	2000	3	2000	3	2000	3	2000	3	18
		No of Improved cookstoves distributed	SDG 7.1 SDG 7.2	4000	6	4000	6	5000	7.5	5000	7.5	5000	7.5	34.5
		No of institutional double burner improved cookstoves distributed	SDG 7.1 SDG 7.2	8	2.4	16	4.8	16	4.8	20	6	20	6	24
		No. of green energy exhibitions carried out	SDG 7.1 SDG 7.2 SDG 7.3	1	1.5	1	1.5	1	1.5	1	1.5	1	1.5	7.5
		No. of renewable energy enterprises established and supported in biomass energy development	SDG 7.1 SDG 7.2 SDG 7.3	16	6.4	16	6.4	16	6.4	16	6.4	16	6.4	32
		No. of non-household standalone solar PV system installed in urban water supplies	SDG 7.1 SDG 7.2 SDG 7.3			2	10	2	10	2	10	2	10	40
		No. of non-household standalone solar PV system installed in	SDG 7.1 SDG 7.2 SDG 7.3			2	10	2	10	2	10	2	10	40

Programme Name: Energy Development Services														
Objective: To optimize the utilization of renewable energy resources														
Outcome: Increased use of renewable energy														
Sub Programme	Key Output	Key Performance Indicators	Linkages to SDG Targets*	Planned Targets and Indicative Budget (KSh. M)										Total Budget (KSh. M)*
				Year 1		Year 2		Year 3		Year 4		Year 5		
				Target	Cost	Target	Cost	Target	Cost	Target	Cost	Target	Cost	
		health facilities												
		No. of non-household standalone solar PV system installed in agricultural processing industries	SDG 7.1 SDG 7.2 SDG 7.3			1	5	1	5	1	5	1	5	20
		%age of waste to energy plant established	SDG 7.1 SDG 7.2 SDG 7.3			50%	50	50%	50					100
		No. of feasibility studies conducted on mini grid from renewable energy	SDG 7	1	2	1	2	1	2					6
		No of mini grid established	SDG 7.1 SDG 7.2 SDG 7.3			1	50	1	50	1	50	1	50	
		No of solar streetlights installed		30	0.9	30	0.9	30	0.9	30	0.9	30	0.9	4.5
		No of solar flood lights installed		10	25	10	25	10	25	10	25	10	25	125
		%age of solar flood lights repaired.		30%	5	50%	5	70%	5	90%	5	100%	5	25
		%age of solar streetlights repaired.		40%	4.5	60%	4.5	80%	4.5	90%	4.5	1000%	4.5	22.5
Electrical Works services	Enhanced access to electricity	No of transformers installed		20	50	20	50	20	50	20	50	20	50	250
		%age increase in households connected to the main grid		25%										
		No of streetlights installed		30	0.9	30	0.9	30	0.9	30	0.9	30	0.9	4.5
		No of flood lights installed		10	25	10	25	10	25	10	25	10	25	125
		%age of flood lights repaired.		30%	5	30%	5	30%	5	30%	5	30%	5	25



Programme Name: Energy Development Services														
Objective: To optimize the utilization of renewable energy resources														
Outcome: Increased use of renewable energy														
Sub Programme	Key Output	Key Performance Indicators	Linkages to SDG Targets*	Planned Targets and Indicative Budget (KSh. M)										Total Budget (KSh. M)*
				Year 1		Year 2		Year 3		Year 4		Year 5		
				Target	Cost	Target	Cost	Target	Cost	Target	Cost	Target	Cost	
		%age of street lights repaired.		50%	4.5	50%	4.5	50%	4.5	50%	4.5	50%	4.5	22.5
	Grid powered street lights/flood lights electricity bills paid	No. of operational grid powered street lights and flood lights		180	30	180	30	180	30	180	30	180	30	900
<b>Total cost</b>					<b>209.6</b>		<b>209.6</b>		<b>209.6</b>		<b>209.6</b>		<b>209.6</b>	<b>1048.0</b>

## 4.2 CIDP Linkages with National Development Agenda, Regional and International Development Frameworks

This section shows how CIDP is linked with and is contributing towards the achievement of the following (among others) Kenya Vision 2030 and its Medium-Term Plans, The UN 2030 Agenda and the Sustainable Development Goals, Africa's Agenda 2063, Paris Agreement on Climate Change, 2015, EAC Vision 2050, ICPD25 Kenya Commitments and Sendai Framework for Disaster Risk Reduction 2015– 2030. This is shown in the table below

National Development Agenda/Regional/International Obligations	Aspirations/Goals	County Government contributions/Interventions*
Kenya Vision 2030/ Medium Term Plan	<i>Social pillar:</i> Investing in the people of Kenya	<ul style="list-style-type: none"> <li>Provide quality ECDE education and VETC education.</li> <li>Introduce Digital learning to ECDE and VETC.</li> <li>Mainstream climate change adaption and mitigation in all sectors.</li> <li>Increase number of households able to access potable water.</li> <li>Improve primary health care services.</li> <li>Provide preventive and curative health services</li> </ul>
	<i>Political pillar:</i> Moving to the future as one nation	<ul style="list-style-type: none"> <li>Ensuring public participation and civic education in Governance.</li> <li>Implementing the Gender policies to increase the County's GDI.</li> <li>Conduct a comprehensive needs assessment with view of developing a county programme for training of county workers to improve service delivery.</li> <li>Ensure delivery of quality services to the residents of Migori County.</li> </ul>
	<i>Economic and Macroeconomic pillar:</i> Moving the economy up the value chain.	<ul style="list-style-type: none"> <li>Promote value chain addition to agricultural and livestock products.</li> <li>Promote the adoption of new technologies and resilient crops, species and breeds of livestock and fisheries.</li> <li>Increase acreage of land under irrigation.</li> <li>Improve trade infrastructure.</li> <li>Capacity build and empower MSMEs.</li> </ul>

National Development Agenda/Regional/International Obligations	Aspirations/Goals	County Government contributions/Interventions*
<b>UN Sustainable Development Goals.</b>	<b>SDG 1</b> End poverty in all its forms everywhere	<ul style="list-style-type: none"> <li>• Increasing budgetary allocation to the sectors of Education, health, Agriculture, trade and cooperative for poverty eradication programmes.</li> </ul>
	<b>SDG 2</b> End hunger, achieve food security and improved nutrition and promote sustainable agriculture	<ul style="list-style-type: none"> <li>• Implementing school feeding programmes in ECDE.</li> <li>• Promoting value chain addition on Agriculture and livestock products.</li> <li>• Providing subsidized farm inputs.</li> <li>• Implementing agricultural mechanization.</li> <li>• Promotion climate smart agriculture.</li> <li>• Promoting growing of drought resistant agriculture. Strengthening agricultural extension services.</li> <li>• Distributing resilient livestock breeds.</li> <li>• Adopting new technological fishing and agricultural methods.</li> </ul>
	<b>SDG 3</b> Ensure healthy lives and promote wellbeing for all at all ages	<ul style="list-style-type: none"> <li>• Fully operationalized health facilities</li> <li>• Increasing patient to health personnel ratio</li> <li>• Incorporating traditional health attendants into community units.</li> <li>• Improving all primary health care services.</li> <li>• Improving preventive and curative health services.</li> <li>• Upgrading dispensaries, health centres and sub county hospitals.</li> <li>• Upgrading Migori level 4 to level 5 status.</li> </ul>
	<b>SDG 4</b> Ensure inclusive and equitable quality education and promote lifelong learning opportunities for all	<ul style="list-style-type: none"> <li>• Introduce digital learning in ECDE and VETC.</li> <li>• Improve ECDE and VETC infrastructure.</li> <li>• Increase student/pupil ratio.</li> <li>• Provide scholarships and bursaries to bright and needy students.</li> <li>• Involve youth, women and PLWD in policy and decision making activities.</li> </ul>
	<b>SDG 5</b> -Achieve gender equality and empower all women and girls.	<ul style="list-style-type: none"> <li>• Create awareness on FGM and GBV.</li> <li>• Construct a rehabilitation centre.</li> <li>• Involve women in policy making and decision making.</li> </ul>
	<b>SDG 6:</b> Ensure availability and sustainable management of water and sanitation for all	<ul style="list-style-type: none"> <li>• Conserve and protect water sources such as springs and rivers.</li> <li>• Increase number of households that can access potable water.</li> <li>• Establish sewage system in the county.</li> <li>• Strengthen the Water community units such as WARMA</li> </ul>
	<b>SDG7.</b> Ensure access to affordable, reliable sustainable and modern energy for all	<ul style="list-style-type: none"> <li>• Installing solar streetlights in market centres.</li> <li>• Installing solar lighting systems in health facilities.</li> <li>• Creating awareness on biogas as a source of energy.</li> <li>• Increasing the number of households connected to the main grid</li> </ul>
	<b>SDG 8.</b> Promote sustained, inclusive and sustainable economic growth, full and productive employment and decent work for all.	<ul style="list-style-type: none"> <li>• Establishment of industries.</li> <li>• Promotion of value addition and cottage industries.</li> <li>• Promote domestic tourism.</li> </ul>

National Development Agenda/Regional/International Obligations	Aspirations/Goals	County Government contributions/Interventions*
	<b>SDG 9:</b> Build resilient infrastructure, promote inclusive and sustainable industrialization and foster innovation.	<ul style="list-style-type: none"> <li>● Improve road access to various markets and other infrastructure.</li> <li>● Improve access to market infrastructure.</li> <li>● Create awareness on climate change adaptation and mitigation.</li> </ul>
	<b>SDG 11.</b> Make cities and human settlement inclusive, safe, resilient and sustainable.	<ul style="list-style-type: none"> <li>● Revive water transport at Muhuru and Sori.</li> <li>● Rehabilitate Macalder and Kehancha airfields.</li> <li>● Improve the road network within urban centres and municipalities.</li> <li>● Preserve the cultural heritage.</li> <li>● Construct a cultural centre.</li> <li>● Promote affordable housing construction.</li> <li>● Improve social amenities in urban centres and municipalities.</li> </ul>
	<b>SDG 13:</b> Take urgent action to combat climate change.	<ul style="list-style-type: none"> <li>● Create awareness on climate change and awareness.</li> <li>● Mainstream climate change in all development projects.</li> <li>● Include youth, women and people living with Disability on climate change policies and decision making.</li> </ul>
	<b>SDG 15.</b> Protect, restore and promote sustainable use of terrestrial ecosystems, sustainably manage forests, combat desertification and halt and reverse land degradation and halt bio diversity loss.	<ul style="list-style-type: none"> <li>● Greening of urban centres by initiating urban areas forests.</li> <li>● Tree planting in all public areas and primary schools.</li> <li>● Promoting agro forestry.</li> <li>● Protect and conserve existing forests and riverine.</li> </ul>
	<b>SDG 17:</b> Strengthen the means of implementation and revitalize the global partnership for sustainable development	<ul style="list-style-type: none"> <li>● Fully automate collection of own source revenue in the whole county.</li> <li>● Update the valuation roll.</li> <li>● Promote to increase resources for implementation of projects.</li> </ul>
<b>Agenda 2063</b>	<b>Aspiration 1:</b> A prosperous Africa based on inclusive growth and sustainable development	<ul style="list-style-type: none"> <li>● Improve primary health care facilities to enhance quality preventive and curative health facilities.</li> <li>● Promote climate smart agriculture practises including distributing.</li> <li>● Promote domestic tourism.</li> <li>● Promote value addition and cottage industries.</li> </ul>
	<b>Aspiration 2:</b> An integrated continent, politically united and based on the ideals of pan Africanism and visions of Africa’s renaissance.	<ul style="list-style-type: none"> <li>● Introduce digital learning in ECDE and VETC.</li> <li>● Improve ECDE and VETC infrastructure.</li> <li>● Increase student/pupil ratio.</li> <li>● Provide scholarships and bursaries to bright and needy students.</li> <li>● Involve youth, women and PLWD in policy and decision-making activities</li> </ul>
	<b>Aspiration 3:</b> An Africa of good governance, democracy respect for human rights, justice and the rule.	<ul style="list-style-type: none"> <li>● Fully operationalized health facilities</li> <li>● Increasing patient to health personnel ratio</li> <li>● Incorporating traditional health attendants into community units.</li> <li>● Improving all primary health care services.</li> <li>● Improving preventive and curative health services.</li> <li>● Upgrading dispensaries, health centres and sub county hospitals.</li> <li>● Upgrading Migori Level 4 to level 5 status.</li> <li>● Establishment of industries.</li> </ul>

National Development Agenda/Regional/International Obligations	Aspirations/Goals	County Government contributions/Interventions*
		<ul style="list-style-type: none"> <li>Promotion of value addition and cottage industries.</li> <li>Promote domestic tourism</li> </ul>
	<b>Aspiration 4:</b> Peaceful and secure Africa.	<ul style="list-style-type: none"> <li>Improve road access to various markets and other infrastructure.</li> <li>Improve access to market infrastructure.</li> <li>Create awareness on climate change adaptation and mitigation.</li> </ul>
	<b>Aspiration 5:</b> Africa with strong cultural identity, common heritage, shared values and ethics.	<ul style="list-style-type: none"> <li>Implementing school feeding programmes in ECDE.</li> <li>Promoting value chain addition on Agriculture and livestock products.</li> <li>Providing subsidized farm inputs.</li> <li>Implementing agricultural mechanization.</li> <li>Promoting climate smart agriculture.</li> <li>Promoting growing of drought resistant agriculture, Strengthening agricultural extension services.</li> <li>Distributing resilient livestock breeds.</li> <li>Adopting new technological fishing and agricultural methods.</li> </ul>
	<b>Aspiration 6:</b> An Africa, whose development is people driven, relying on the potential of African people, especially its women and youth and caring for Children.	<ul style="list-style-type: none"> <li>Conserve and protect water sources such as springs and rivers.</li> <li>Increase number of households that can access potable water.</li> <li>Establish sewage system in the county.</li> <li>Strengthen the Water community units such as WARMA</li> <li>Installing solar street lights in market centres.</li> <li>Installing solar lighting systems in health facilities.</li> <li>Creating awareness on bio gas as a source of energy.</li> <li>Increasing the number of households connected to the main grid</li> </ul>
	<b>Aspiration 7:</b> Africa as a strong, united, resilient and influential global player and partner.	<ul style="list-style-type: none"> <li>Create awareness on climate change and awareness.</li> <li>Mainstream climate change in all development projects.</li> <li>Include youth, women and people living with Disability on climate change policies and decision making.</li> <li>Greening of urban centres by initiating urban areas forests.</li> <li>Tree planting in all public areas and primary schools.</li> <li>Promoting agro forestry.</li> <li>Protect and conserve existing forests and riverine.</li> </ul>
<b>ICPD 25 commitments.</b>	Essential reproductive health package and interventions and UHC	<ul style="list-style-type: none"> <li>Improve on primary health facilities to provide maternal services.</li> <li>Upgrade Health facilities</li> </ul>
	Creating financing momentum	<ul style="list-style-type: none"> <li>Increasing the health budget allocation to over 15 percent of the total budget.</li> </ul>
	Demographic diversity and sustainable development	<ul style="list-style-type: none"> <li>Improve access to ECDE education.</li> <li>Fully implement CBC at the ECDE level.</li> <li>Create awareness on climate change adaptation and mitigation.</li> <li>Digital learning at the ECDE level.</li> <li>Improve access to VETC education to improve employability and life-skills of youths.</li> </ul>

National Development Agenda/Regional/International Obligations	Aspirations/Goals	County Government contributions/Interventions*
	Gender Based Violence	<ul style="list-style-type: none"> <li>Promote gender equality, equity and empowerment of women and girls.</li> <li>Involve women in county policy making processes</li> </ul>
	Reproductive health services and information in humanitarian and fragile context	<ul style="list-style-type: none"> <li>Improving preventive and curative health services.</li> <li>Increasing personnel/patient ratio</li> </ul>
<b>Paris agreement of climate change,2015</b>	global framework to avoid dangerous climate change by limiting global warming to well below 2°C and pursuing efforts to limit it to 1.5°C	<ul style="list-style-type: none"> <li>Adoption of the National Climate change Action Plans.</li> <li>Enaction the county climate change adaption and mitigation policy</li> </ul>
<b>Sendai framework for Disaster Risk Reduction 2015-2030;</b>	<b>Target 1:</b> Substantially reduce global disaster mortality by 2030, aiming to lower the average per 100,000 global mortality rate in the decade 2020–2030 compared to the period 2005–2015;	<ul style="list-style-type: none"> <li>Increasing disaster preparedness mechanisms and capacity building on early signs</li> </ul>

## Linkages between CIDP and Fourth MTP- Bottom-Up Economic Transformation Agenda

The projects and programmes identified outlined in the CIDP will contribute to achievement of the Bottom-Up Economic Transformation Agenda as outlined in the table below.

**Table 22: Linkages between the CIDP and the MTP IV (Bottom-up Economic Transformation Agenda)**

Sector	MTP Sector Priorities	County Priorities
Infrastructure	Inclusive Growth: Construction of 6000 Km roads; Rural Roads Maintenance; Power Transmission; Construction and rehabilitation of Railways Digitization Expand Revenue Base Alternative Financing (PPP)	Increase ICT connectivity in all the county departments. Develop and maintain energy infrastructure; Strengthen policy framework on renewable energy. Promote the utilization of renewable energy resources. Develop and maintain road infrastructure; and Develop transport infrastructure.
Finance and Production	Value chain support program (leather, edible oils, dairy, tea, textile and apparel, construction and building materials, rice ) Program to Build Resilience in Food and Nutrition Security in the Horn of Africa (BREFONS) De-Risking, Inclusion and Value Enhancements of Pastoral Economies (DRIVE) Livestock Identification and Traceability System Project (LITS) Food security subsidy and crop diversification Agricultural Insurance Programme	Strengthen economic planning; Strengthen M & E capacity; Strengthen County Statistical capacity; Develop Public Investment Management information management system; Increase own source revenue; Strengthen internal control systems. Mapping of new revenue streams/ diversification to increase revenue collection Strengthen budget formulation capacity, Capacity building on PFM. Promote crop diversification. Promote modern farming technologies; Promote irrigation. Enhance access to affordable quality farm inputs. Promote soil fertility management practices. Promote post-harvest management; Enhance extension services;
Social Sector	Universal Health Social Protection Human Capital Development Science, Technology, and Innovation Economic Empowerment Population and Development	Enhance Reproductive Maternal, Neonatal, Child and Adolescent Health (RMNCAH) services. Scale up immunization coverage; Enhance Nutrition Services; Strengthen health screening services; strengthen community health services; Strengthen curative services; Strengthen rehabilitative services; Enhance specialized services; Strengthen referral system. Strengthen Human resource. Expand health infrastructure & Equipment Strengthen sector governance (management and coordination); Increase health products and technologies; Expand universal health coverage. VTC Infrastructure development. Employment of vocational training instructors; Employment of ECDE teachers. Introduction of school feeding program to public ECDEs; Introduction of Digital literacy to pre-primary schools. Strengthen child protection services; Strengthen social protection services; Increase advocacy and awareness; Enhance GBV prevention, response, and recovery services. Enhance preservation of cultural sites; Promote culture and heritage. Increase advocacy and awareness creation, Capacity building of youth. Increase employment opportunities; Strengthen rehabilitation services; Enhance preservation of cultural sites; Promote culture and heritage. Increase advocacy and awareness creation; Rehabilitate and establish standard sports facilities (sports complex, stadia); Strengthen sports development capacity; Improve public Housing infrastructure; Upgrading of informal settlements; and

Sector	MTP Sector Priorities	County Priorities
Environment and Natural Resources	Natural Resource Governance Wildlife Conservation and Management  Tourism Products Experience  Tourism Promotion and Marketing  Natural Resource Conservation, restoration, and management	Promote low-cost building technologies. Develop of water infrastructure; Strengthen water governance. Enhance maintenance of water infrastructure; Exploit new water sources. Explore use of alternative energy sources; Promote climate change mitigation and adaptation. Sustainable forest conservation and management. Strengthen environmental governance; Establish solid waste management infrastructure. Increase environmental awareness;
Governance and Public Administration	Security Capabilities (Equipment upgrade, Training, Cyber Security)  Staff Welfare of Security Personnel ( <i>Housing, Health, Social Security</i> )  Citizen Services (Government registries, Consular & Diaspora services)  Intra-governmental Services ( Judiciary, AG, Presidency, Public Service Transformation)	Develop office infrastructure; Strengthen Performance Management; Strengthen Human Resource capacity; Strengthen public participation; Strengthen intergovernmental relations; Enhance County legal services. Strengthen legal framework of the County Law Office. Strengthen the capacity of Members and technical staff to exercise their mandate of legislation, oversight and representation; Create and strengthen mechanisms of stakeholder linkages and engagements; and improve County assembly infrastructure.

### 4.3 Cross-Sectoral Linkages

This section provides the cross-sectoral impacts of each sectoral programme and appropriate actions to harness cross-sector synergies or mitigate adverse cross-sector impacts.

The information is presented in the table below

Table 23: Cross-sectoral impacts

Programme Name	Linked Sector(s)	Cross-sector Impact		Measures to Harness or Mitigate the Impact
		Synergies	Adverse impact	
Preventive and promotive health services	Environment	Prevention of vector borne diseases and water borne diseases attributed to rainfall patterns	Inadequate resources to prevent diseases caused by impact of climate change.	Establishment of a climate change committee to implement the climate change policy and act.
	Disaster Management	Collaboration on effective health protective messages to add to community safety alert system and existing preparedness		Emergency management committee to be established.
	Public works	Standardized BQs for infrastructure development	Lack of coordination between the departments	Coordination between the public works department and health department.
	Agriculture,	Improved nutrition	Disruption of food supplies	Coordination between the department of health, Agriculture and Education.
	Water and Energy	Improved sanitation and adoption of alternative methods of energy	Poor sanitation in health facilities	
Public Financial Management	All sectors	Funding implementation of programmes and projects	Incomplete implementation of projects/programs Underfunding of projects	Enforce revenue collection and increase revenue points. Prudent management of resources Revenue resource mapping
		Prudent utilization of public resources	Misappropriation public resources Inaccurate and misleading audit reports	Production of quality, reliable and timely audit reports
		Timely procurement of quality services, goods and projects	Non-completion of projects within the stipulated timelines Poor quality of goods, services and works Litigations Increase in project costs	<ul style="list-style-type: none"> <li>Adherence to procurement laws and policies</li> <li>Full implementation of IFMIS modules</li> <li>Timely requisition of projects and services by departments</li> <li>use of technology in procurement</li> <li>training departments</li> </ul>

Programme Name	Linked Sector(s)	Cross-sector Impact		Measures to Harness or Mitigate the Impact
		Synergies	Adverse impact	
				having a procurement plan in place
		Timely payments for goods and services	Inaccurate financial reports Low funds absorption rates Delays in project/ programs implementation Adverse audit opinions	<ul style="list-style-type: none"> <li>• Training and capacity building</li> </ul> Adherence to financial regulations and procedures as provided for in PFM Act
Economic Policy and County planning	All sectors	Allocation of resources Coordination in the preparation of plans and budgets Evaluating performance	Unsustainable decision-making. Inadequate resources High level financial targets that are not always achievable	Availing accurate and sufficient data for decision making
Agribusiness Development and information management	Roads	Connection of roads to farms, processing plants and markets	Pulling down of structures, trees on road reserves	Give adequate notices of vacation.
	Public Works	Instilling safety and construction standards	None compliance to national construction authority standards	Implement construction standard operating procedures.
	Water	Drilling and supply of water	-Conflict between the community and the facility on water usage -Unpaid electricity bills disrupting water supply	-Provide community water collection points. -Digitalize billing systems
	Environment	Environmental and social impact assessment	Environmental degradation	-Compliance with NEMA guidelines -Enhance garbage collection
	Lands	Allotment and demarcation of land	Displacement of encroaching families	Give adequate notices of vacation
	Trade	Licensing and revenue collection	Diversion of revenue collected to unintended use.	Fully automate revenue collection
	Energy	Connection to electricity	Lack of nearby electricity lines/Transformers	Situate the facilities to places within reach of power lines and transformers
	KEBS, KVB, KDB.	Products development and certification	-Poor quality products -Influx of goods from neighbouring countries	-Provide extension interventions prior to product analysis.
Livestock production and management	Public Works	Instilling safety and construction standards	None compliance to national construction authority standards	Implementation of construction standard operating procedures.
	Trade	-Weight and measures - Licensing and revenue collection	-Non compliance of weighing machineries to set standards -Diversion of revenue collected to unintended use.	-Involve technical officers in the process of procurement. - Fully automate revenue collection
	State department of Livestock	Milk coolers provision	Non- compliance to beneficiary criteria	Constant consultation
	Energy	Connection to electricity	Lack of nearby electricity lines/Transformers	Situate the facilities to places within reach of power lines and transformers
	Public Works	Instilling safety and construction standards	None compliance to national construction authority standards	Instill construction standard operating procedures.
	Lands	Allotment and demarcation of land	Displacement of encroaching families	Give adequate notices of vacation
	Public Works	Instilling safety and construction standards	None compliance to national construction authority standards	Install construction standard operating procedures.
	Energy	Connection to electricity	Lack of nearby electricity lines/Transformers	Situate the facilities to places within reach of power lines and transformers
	Roads	Road connectivity	Pulling down of structures, trees on road reserves	Give adequate notices of vacation.
Education Early Childhood Development Services	Public Works	Construction of high quality ECDE Classes	Substandard building construction	Awarding of tenders to competent construction companies
Oversight Management Services	Internal Audit All county sectors	Strengthening public finance Management	Duplication of roles	Availability of PFM act and County Government Act 2012
Environment management and protection	Water and forest and Agriculture.	Protected natural resources and increased forest cover.	Poor land use by communities.	Establishment of an Agroforestry policy and regulations.
	Health	Reduced cost of treatment of water borne disease	Removal of unplanned culverts	Compliance with Roads department

Programme Name	Linked Sector(s)	Cross-sector Impact		Measures to Harness or Mitigate the Impact
		Synergies	Adverse impact	
				Requirement Compliance with planning Compliance with NEMA
Disaster Management	Health	Improved response to disaster	Duplication of projects and programmes.	Clear guidelines on Disaster management
Climate change adaptation and mitigation	Roads, water, trade, Education, Energy, Public service management, Land and Housing and Agriculture	Adaptation of climate smart programmes and projects	Adhering to climate change policies and Acts.	Enforcement of Nema Guidelines and Climate change adaptaion and mitigation acts and regulations
Road Development, Maintenance and Management	Trade	Connection to market centres	Pulling down of structures on road reserve	Establishment of market centres and parking bays along the roads; Develop a resettlement plan.
	Health	Connection to Health facilities	Pulling down structures along the roads to the health facilities	Develop a resettlement plan
	Environment	Mainstreaming of climate change mitigation and adaptation measures	Degradation of available local materials	Develop a climate change mitigation and adoption policy.
Human Resource Management	Finance and economic planning public service management	-policy implementation -staff recruitment and management	-number of unskilled staff	deployment of human resource management system and biometric system
Industrial Development and Investment Services	Revenue	Staying in the Business	Reduce income on part of the Government	Compliance with County Finance Bill

#### 4.5 FLAGSHIP PROJECTS

This section summarizes all known county flagship projects for implementation by both levels of Government and Development Partners in the county. The information is presented in Table 20 below.

Flagship projects are projects with high impact in terms of employment creation, increasing county competitiveness, revenue generation etc. They may be derived from the Kenya Vision 2030 (and its MTPs), the County sectoral and spatial plans and the Governor’s manifesto.

Table 24: Flagship Projects

Project Name	Location	Objective	Description of Key Activities	Key Output(s)	Time Frame *	Estimated cost (KSh.)	Source of Funds	Lead Agency
Upgrading of Migori County Referral Hospital to Level 5 hospital	Suna central	To develop infrastructure to meet the norms and standards for Level 5 hospital	Construction ICU/HDU, Cancer Centre Procurement of Equipment Construction of modern Outpatient Department Expansion of wards and theatres	ICU/HDU/Cancer Centre	2023-2028	500M	COG/GOK/Development partners	HEALTH
End to end Digitalization of Health Services in Hospitals, Health Centres, Dispensaries, and Community Units	Across the county	To adopt the use of Electronic Medical Records in all public health facilities and community units	Procurement of ICT Infrastructure Procurement of Softwares Installation and Rollout	Digitalised health services	2023-2028	500M	COG/GOK/Development partners	HEALTH
Public Private Partnership for Primary Health Care	Across the county	To Develop at least one Model health Centre in each ward in	Infrastructure improvement Health Equipment installation	Health Centres.	2023-2028	500M	COG/GOK/Development partners	



Project Name	Location	Objective	Description of Key Activities	Key Output(s)	Time Frame *	Estimated cost (KSh.)	Source of Funds	Lead Agency
		the county						
Industrial park		Industrial promotion and development	Construction and operationalization of the industrial park	Established industrial park	2022-2027	1 Billion	COG/GOK/Development partners	Department of Trade, tourism and cooperatives
Tourism beach resort	Muhuru bay	To promote and develop Tourism	Tourist beach resort established and operationalised	High tourist traffic to the county	2022-2027	1 Billion	COG/GOK/Development partners	Department of Trade, tourism and cooperatives
Trade loan scheme	Headquarters	To increase access to affordable trade credits to SMEs and start ups	Increase in the number of traders accessing loan	High number of traders accessing trade loan scheme	2022-2027	500M	COG/GOK/Development partners	Department of Trade, tourism and cooperatives
Livestock Feed Manufacturing Factory	Uriri Sub County	To provide affordable and quality livestock feeds for the farmers	-Sensitization of the community -Mapping out farmers -Construct, equip and operationalise livestock feed manufacturing factory	-Livestock feeds -Employment creation -Income generation -County government revenue	2022-2027	550 Million	COG/GOK/Development partners	Department of Livestock Production
Milk Processing factory and Aggregation Centers Coolers project	Countywide	To aggregate milk for further transition and processing at the County processing plant	-Procurement and installation of milk coolers in the aggregation centers -Establish a milk processing factory	-Processed milk products -Income generation -Employment creation -County government revenue	2022-2027	600 Million	COG/GOK/Development partners	Department of Livestock Production
Meat Processing Plant	Kuria West Sub County	To grade, process and package meat for local and export markets	-Community sensitization -Mapping out farmers -Sourcing for the raw material -Construction of the plant -Equipping the plant -Operationalise the meat processing plant	-Processed meat products -Income generation -Employment creation -County government revenue	2022-2027	500 Million	COG/GOK/Development partners	Department of Livestock and Veterinary services
Fish Cages Project	Nyatike Sub County	To increase fish production	-Procurement of cages -Stocking with fingerlings -Feeding -Sampling -Training	-Harvested Number of - Employment creation of -Income generation -Dietary diversity	2023-2027	550 Million	COG/GOK/Development partners	Department of Fisheries
County Agriculture Integrated Input Access Project (CAIAP)	Countywide	Improve farmers' access to high quality and affordable farm inputs for higher yield and increased income	-Recruitment of farmer beneficiaries -Procurement of fertilizers and improved seeds -Distribution of inputs	Increased food security and income	2022-2027	350 Million	COG/GOK/Development partners	Department of Agriculture
Sweet Potato Processing Project	Masaba Ward in Kuria West Sub County	To Enhance Sweet Potato production and	-Completion and equipping of the factory -Purchase of vines for	-Increased food security, raw materials and income -County	2022-2027	300 Million	COG/GOK/Development partners	Department of Agriculture

Project Name	Location	Objective	Description of Key Activities	Key Output(s)	Time Frame *	Estimated cost (KSh.)	Source of Funds	Lead Agency
		processing	farmers	government revenue				
High Value cash Crops production promotion program	Whole county	To promote production of high valued crops (i.e Sunflower, cotton, tea, coffee)	Procuring high value crops for farmers Distribution of seeds/seedlings	-Increased production of sunflower, cotton, tea and coffee -County government revenue	2022-2027	10 million	COG/GOK/Development partners	Department of Agriculture
Irrigation Projects	County-wide (i.e Nyatike)	To promote irrigated agriculture to enhance crop production	Digging of water pans Purchase irrigation equipment	-Land under irrigation -Food security -Employment creation -County government revenue	2022-2027	100 Million	COG/GOK/Development partners	Department of Agriculture
Expand Sony Sugar Company	Awendo Sub County	To revive the production of sugar	- Revive available machines - Mapping of farmers - Identification of beneficiaries for the revolving fund kitty	-Increased the national sugar production -Reduced dependency on sugar imports -Employment created -Enhance regional development -Revolving fund established and operationalised -County government revenue	2022-2027	100 Million	COG/GOK/Development partners	Department of Agriculture
Modernizing Tomato Production Project	Countywide	To promote green- house technology for tomato production	-Identifying the beneficiaries -Procurement and construction of green house -Procurement and supply of seeds	-Promoted green house technology -Income generation -Employment creation -County government revenue	2022-2027	50 Million	COG/GOK/Development partners	Department of Agriculture
Construction of a model VETC center	Macalder, Uiri	To equip learners with competent skills	Construction and equipping of the model Vetc	Constructed and equipped model vetc	2023-2024	500,000,000	COG/GOK/Development partners	Education Department
Model ecde center	Central kamagambo,, wasimbete, nyabasi east, Suna central		Construction and equipping	Constructed and equipped model vetc	2024-2025	600,000,000	COG/GOK/Development partners	Education department
County modern stadium of international standards	County stadium	To improve talent development	Construction and Equipping		2023-2024	900,000,000	COG/GOK/Development partners	Sports Department
Cultural center	migori	To appreciate diverse culture	Constructing and equipping		2023-2024	600,000,000	COG/GOK/Development partners	Culture department
County sports and talent academy	migori	To improve talent development	Construction and equipping		2024-2025	950,000,000	COG/GOK/Development partners	Youth development
Contraction of Gender Based Violence Recovery Center	migori	To	Construction and equipping		5Years	500,000,000	COG/GOK/Development partners	Gender department
Cash Transfer for orphans &	Constituencies	Provide regular cash	-Conduct community	No. of CT-OVC households	5 years	1.2 billion	COG/GOK/Development partners	Directorate of Children

Project Name	Location	Objective	Description of Key Activities	Key Output(s)	Time Frame *	Estimated cost (KSh.)	Source of Funds	Lead Agency
vulnerable children		transfer to Vulnerable beneficiaries	sensitization at Locational levels. -Mobilize potential beneficiaries for registration. Enrolment of eligible beneficiaries. -Opening of personal bank accounts beneficiaries. -Issuance of payment cards to beneficiaries to receive cash transfer payments	supported with regular cash transfer				Services. County Government
Presidential Secondary School Bursary for Orphans & Vulnerable children	Constituencies	Provide regular school fees to Vulnerable students	-Conduct community sensitization at Locational levels -Issuance of bursary application forms -Vetting and selection of eligible beneficiaries -Processing and issuance of cheques to beneficiaries	No. of vulnerable students supported with regular school fees	5years	150M	COG/GOK/Development partners	Directorate of Children Services. County Government
Cash Transfer for Older Persons	Countywide	Provide regular Cash Transfer to vulnerable beneficiaries	Community sensitization Mobilize potential beneficiaries for registration Enrollment for potential beneficiaries Account opening Issuance of payment cards to beneficiaries Disbursement of funds	Number of households supported by regular Cash Transfer	5 year	1.8billion	COG/GOK/Development partners	Social services
Cash Transfer for Persons with Severe Disabilities	Countywide	Provide regular Cash Transfer to vulnerable beneficiaries	Community sensitization Mobilize potential beneficiaries for registration Enrollment for potential beneficiaries Account opening Issuance of payment cards to beneficiaries Disbursement of funds	Number of households supported by regular Cash Transfer	5 years	220m	COG/GOK/Development partners	Social services
Vocational Rehabilitation Centre	Suna West	To Offer vocational training and rehabilitation for PWD	Acquisition land Infrastructure Construction Equipping	Vocational rehabilitation centre	5 YEARS	30M	COG/GOK/Development partners	Social Services

Project Name	Location	Objective	Description of Key Activities	Key Output(s)	Time Frame *	Estimated cost (KSh.)	Source of Funds	Lead Agency
			Recruitment of staff Enrolment and offering various vocational courses and rehabilitation services production					
Older persons Rescue centre	Suna East		Acquisition land Infrastructural Construction Equipping Recruitment of staff Enrolment and offering various vocational courses and rehabilitation services	Rescue Centre	5YEARS	30M	COG/GOK/Development partners	Social Services
Migori Sewerage Treatment plant	Migori town	to improve sanitation services in Migori towns	Construction of equalization tanks Construction of waste water treatment ponds Construction of conveyance system	Sewerage treatment system	3years	1.5 Billion	COG/GOK/Development partners	LVSWWDA
Postmodern Assembly chambers	Suna East Sub County	To improve service delivery	Feasible study, designing, procurement, construction and equipping	Postmodern office constructed and equipped	5years	500M	COG/GOK/Development partners	County Assembly
			Construction of fire station Installation of water hydrants				COG/GOK/Development partners	
Ultra - modern fire station	Headquarters	To improve response to Fires, and other emergency situations in the County	Construction of offices Firefighting academy Firefighters hostels Acquisition of fire engine Acquisition of assorted firefighting equipment	Fire station constructed	2023-2028	545M		County department of environment and Disaster Management
Improvement of township roads to bitumen	Major towns and selected major roads	To enhance aesthetic status of the towns	Preparation of the existing base course layer Application of tuck coat Preparation and placing of premix Rolling Quality control of bituminous concrete construction Surface finish	Enhanced economic growth and development	2023-2028	1B	COG/GOK/Development partners	County Government of Migori/Partners
C127	Awendo Sub-	Road	Preparation of	Enhanced road	2023-2028	1B	COG/GOK/Development	County

Project Name	Location	Objective	Description of Key Activities	Key Output(s)	Time Frame *	Estimated cost (KSh.)	Source of Funds	Lead Agency
junction - Kanyimach junction road	county	network improvement	the existing base course layer Application of tuck coat Preparation and placing of premix Rolling Quality* control of bituminous concrete construction Surface finish	networks			nt partners	Government of Migori/Partners
Nyatike Sub-County Administration Office Block	Macalder	To bring services closer to the people	-Bush clearing -Construction of the Building -Fencing of the building -Access road to the Office	Accessible services	2 years	20,000,000	COG/GOK/Development partners	PSMD
County Headquarters	Lichota	To house all county departments	-Access road -Construction of the building -Fencing with a perimeter wall -Landscaping & beautification	Bringing all the county services under one place	5 Years	500,000,000	COG/GOK/Development partners	County Executive
Governor's & Deputy Governor's official residences	Lichota	Housing for the Governor & Deputy Governor	-Access road -Construction of the houses -Landscaping and beautification -Perimeter walls	Provision of housing	5 Years	80,000,000	COG/GOK/Development partners	County Executive
Construction of low-cost housing	Sangla Area in Migori Municipality Parcel Number Suna West/Waswet a II/4661 (20ac)	To reduce the emergence of informal settlement living	Review of feasibility study Construction of access roads to the land Clearance, re-establishment of corner beacon and fencing Construction of the houses	Feasibility study reviewed and used. Access road opened and constructed Bushes cleared, beacons established and the land fenced. Construction of 250 units of houses.	2022-2027	975 Million	COG/GOK/Development partners	Lands Housing and Physical Planning.
Development of Recreational parks	1.Infront of Department of Water part of Ombo Forest 2.Aroso Forest	To create open spaces and other recreational facilities	Fencing Constructions	Open spaces fenced Open spaces Constructed within the Urban Areas	2022-2027	80Million	COG/GOK/Development partners	Lands Housing and Physical Planning
Sewerage System	Migori Town	To reduce water borne diseases	Review of feasibility study Purchase of Land for Decentralized Treatment Facility Purchase of Exhausters Construction of Sewerage network Construction abluion block	Feasibility study reviewed Land purchased Exhausters purchased. Sewerage network Constructed Ablution block constructed	2022-2027	300million	COG/GOK/Development partners	Lands Housing and Physical Planning
Land Banking	Within strategic location within Migori County	-To accommodate various projects within	Compulsory acquisition of land Purchase of Land	Land Acquired Title Deeds Produced	2022-2027	500Million	COG/GOK/Development partners	Lands Housing and Physical Planning

Project Name	Location	Objective	Description of Key Activities	Key Output(s)	Time Frame *	Estimated cost (KSh.)	Source of Funds	Lead Agency
		Migori County	Sensitizing the community on the donation.					
Preparation of Kehancha Integrated Strategic Urban Development Plan.	Kehancha	To guide development within Kehancha Municipality	Public participation Primary and secondary data collection Mapping Generation of Reports and Maps	Approved ISUDP Produced.	2022-2027	70Million	COG/GOK/Development partners	Lands Housing and Physical Planning
Creation of Kehancha Municipality	Kehancha	To promote effective service delivery to the residents	Formation of adhoc committee Recruitment of the municipal board. Members and Staff Preparation and granting of the Charter	Kehancha Municipality created	2022-2027	50Million	COG/GOK/Development partners	Lands Housing and Physical Planning

DRAFT

## CHAPTER FIVE: IMPLEMENTATION FRAMEWORK

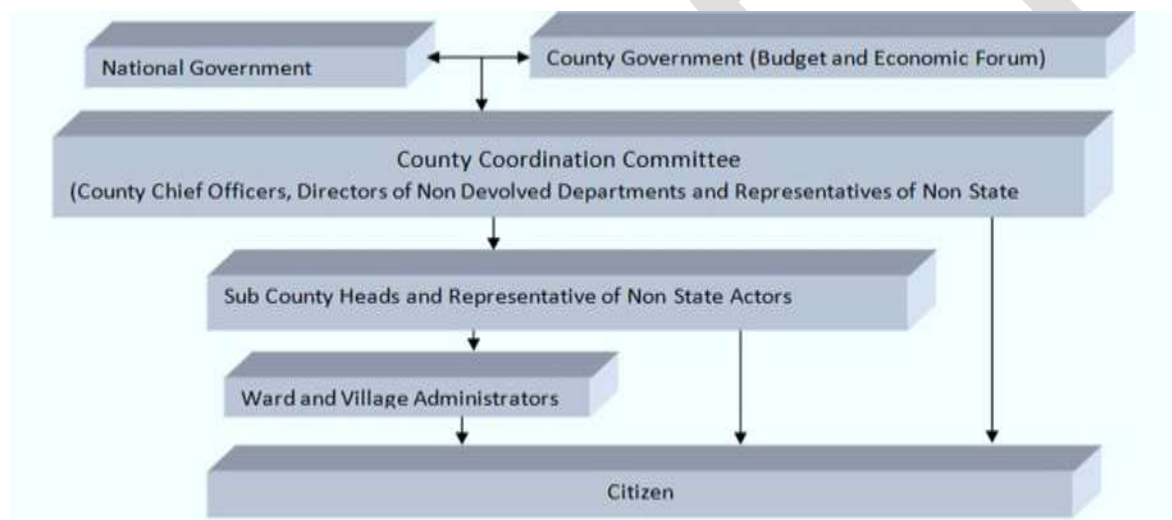
### 5.1 Overview

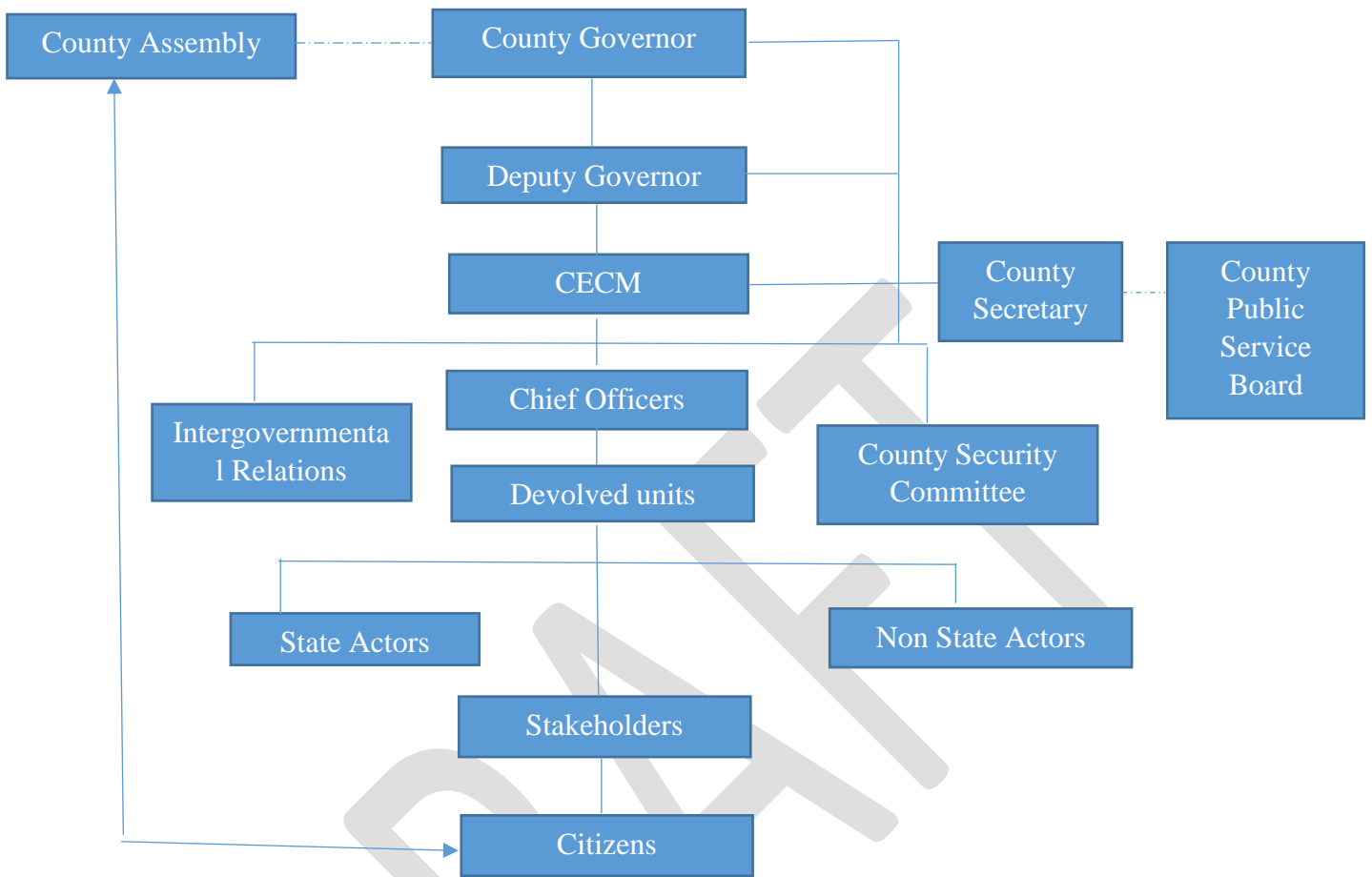
This chapter provides the county’s institutional arrangement and their specific roles towards implementation of the CIDP. In addition, the resource mobilization and management framework, asset management, and risk and mitigation measures are also presented in this chapter.

### 5.2 Institutional Framework

This section provides the institutional framework of the County including an organizational chart that displays the implementation the CIDP and how the County’s internal transformation needs are addressed. The framework should indicate the County Government’s institutional arrangements and demonstrate linkages with the National Government Departments at the county as well as other key stakeholders.

Figure 12: Organizational Chart





The County Executive committee consists of the Governor, the Deputy Governor and members appointed by the Governor with the approval of the County Assembly.

### 5.2.1 The Governor

In relation to the County Integrated Development Plan, the roles of the Governor as envisaged in the County Government Act include.

- a. Recognize the rights and aspirations of the people of Migori towards self-governance and to this end promote understanding and unity among the residents of this county. The numerous consultative forums that were held in the process of developing this integrated plan justifies the recognition of the people's rights and aspirations.
- b. Explore and identify existing and potential county resources that can be exploited for social and economic gains of the people.
- c. Submit to the county assembly an annual report on the implementation status of the county policies and plans.
- d. Consider, approve, and assent to bills passed by the county including the CIDP.
- e. Supervise, manage, and implement the County financial budget efficiently to ensure that all funds allocated for development projects in the CIDP are properly accounted for.
- f. Assign to every member of CEC responsibility to ensure discharge of any function within the county and the provision of related services to the people.



- g. Deliver annual state of the county address containing such matters as may be specified in county legislation including an annual report on the implementation status of the County Integrated Development Plan.
- h. Ensure proper implementation of both county and national legislation and promote efficient administrative linkages between county government and national government.

### **5.2.2 The Deputy Governor**

- a. Shall deputize the Governor's functions.
- b. May be assigned any other responsibilities or portfolio as a member of the County executive committee.

### **5.2.3 County Executive Committee Members**

Weaving the County Integrated Development Plan to article 183(1) of the constitution and Part V sections 36 and 37 of the County Government Act, the functions of the County Executive Committee include the following:

- a. Monitoring the process of planning, formulation and adoption of the integrated development plan by a city or municipality within the county.
- b. Assisting a city or municipality with the planning, formulation, adoption, and review of its integrated development plan.
- c. Facilitating the coordination and alignment of County Integrated Development Plans of different cities or municipalities within the county and with the plans, strategies, and programmes of national and county governments.
- d. Taking appropriate steps to resolve any disputes or differences in connection with the planning, formulation, adoption or review of an integrated development plan.
- e. Supervision of the administration and delivery of services in the county and all decentralized units and agencies in the county
- f. Carrying out any function incidental to any of the assigned functions regarding to CIDP
- g. To draft bills and implement county legislation.
- h. Implementing, within the County, national legislation to the extent that the legislation so requires.
- i. Managing and coordinating the functions of the County administration and its departments.
- j. Preparing proposed legislation for consideration by the County assembly.
- k. Providing the County assembly with full and regular reports on matters relating to the County.
- l. Preparing departmental budgets to be submitted to the CEC in charge of Finance.

### **5.2.4 County Chief Officers**

They shall be responsible to the respective county executive member for the administration of county departments; implementation of policies and the development plans to attain Vision 2030 and sector goals; promote national values and principles of governance and values and principles of public service: -

- a) Shall be the authorized officer in respect of exercise of delegated power.
- b) Shall perform duties as may be assigned by the Governor.

### **5.2.5 County Public Service Board**

Shall be charged with the following responsibilities:

- a) Recruitment of staff
- b) Supervision of staff performance.

### **5.2.6 Devolved County Level Units**

These include all departments with devolved functions and the Cities and Municipalities as they will all be involved in the implementation of this plan. The units, from the county level to the village level, where applicable are responsible for policy implementation, guidance, service provision and enforcement of rules and regulations. The units are also responsible for prioritizing projects and programmes in their operational areas.

### **5.3 THE COUNTY LEGISLATURE**

The County assembly forms the legislative arm of the County Government. The County assembly has a speaker and the members of county assembly who are elected by registered voters of the ward.

#### **5.3.1 County Assembly Speaker**

The roles of the speaker in relation to the CIDP are: -

- a) He represents and protects the authority of County Assembly
- b) Presides over the proceedings of the house and ensures they are conducted in accordance with the standing orders.
- c) Organizes and determines business to be conducted in the house.
- d) Receives bills, motions and questions and prepares an order paper for house business.
- e) Ensures that the minorities in the house are given a fair hearing before the will of the majority prevails.

#### **5.3.2 County Assembly**

The County Assembly will enact county legislation that may affect or guide implementation of the plan and will provide oversight in the plan implementation. It is the mandate of County Assembly to;

- a) Receive and approve among other plans and policies, the County Integrated Development Plan
- b) Appropriate funds for expenditure in the county based on CIDP as a county planning framework developed by the county executive committee and approved by the county assembly.
- c) Presenting views, opinions, and proposals of the electorate to the county assembly, thus providing a linkage between the county assembly and the electorate on public service delivery.
- d) Maintaining close contact with the electorate and consulting them on issues before or under discussion in the county assembly.
- e) Extending professional knowledge, experience or specialized knowledge to any issue for discussion in the county assembly.
- f) Through their respective House Committees, the County Assembly will play a critical role in playing an oversight on the implementation of the approved and budgeted projects drawn from the CIDP.
- g) Approve the borrowing by the County government in accordance with Article 212 of the Constitution.
- h) Approve the budget and expenditure of the County government in accordance with Article 207 of the Constitution, and the legislation contemplated in Article 220(2) of the Constitution, guided by Articles 201 and 203 of the Constitution
- i) While respecting the principle of separation of powers, the County Assembly may exercise oversight over the County executive committee and any other County executive organ.

### **5.4 THE CITIZENS**

#### **5.4.1 Residents**

- a) In line with CAP 11 article 174 (c) of the constitution, this CIDP respected the object of devolution of government of giving powers of self-governance to the people and enhancing the participation of the people in the exercise of the powers of the state and in making the decisions affecting them. As such, the residence of Migori did play their role towards the development of this County Integrated Development Plan through contributions of their wishes and aspirations as well as assisting in identifying the existing and potential County resources. This was enhanced through various consultative forums.
- b) The Citizens will also play a pivotal role in the monitoring and oversight of the CIDP implementation.

### 5.4.2 Stakeholders

Are responsible for.

- a) Prioritizing county programmes and projects while ensuring sustainability and ownership.
- b) They also provide finances, materials and services for programmes and projects.

**Table 25: Institutional Arrangement**

S/No.	Institution	Role in Implementation of the CIDP
1.	Office of the Governor and Deputy Governor	<ul style="list-style-type: none"> <li>• Providing leadership in the county governance, development and administration based on county policies and plans.</li> <li>• Management and coordination of devolved functions for effective and efficient service delivery.</li> <li>• Implementation of both county and national legislations and policies, as may be required.</li> <li>• Provision of policy guidance in the County Government and ensuring good governance</li> <li>• Ensure implementation and evaluation of the integrated development plan.</li> <li>• Ensure Resource availability for proper implementation of the</li> </ul>
2.	County Executive Committee	Implement within the County and legislation as provided for in the Article 183 of the constitution of Kenya.
4..	County Assembly	Performing oversight, legislation and representation as set out by Articles 185,201,202(2),203,207 and 212 of the constitution.
5.	State actors (Office of the Controller of Budget, Kenya National Bureau of Statistics, National and County Planning units,NCPDA)	<ul style="list-style-type: none"> <li>• Ensure prudent management of county finances and resources.</li> <li>• Funding, implementation and advocacy</li> <li>• Human resource development</li> <li>• Provision of vital statistics necessary for development and decision making</li> <li>• ensuring a stable macroeconomic environment</li> </ul>
6.	Public Benefit Organizations and Non state Actors	<ul style="list-style-type: none"> <li>• Participate and contribute in development activities of the county advocacy and awareness creation.</li> <li>• Identification of projects to be undertaken in the county</li> <li>• Promotion of peace, harmony, and cohesion in the county</li> </ul>
7.	County Budget and Economic Forum	<ul style="list-style-type: none"> <li>• Preparation of County plans, County Fiscal Strategy Paper and Budget Review Outlook Paper.</li> <li>• Matters relating to budgeting, the economy and financial management at the County</li> </ul>
8..	Sector Working groups	<ul style="list-style-type: none"> <li>• Link planning to budgeting.</li> <li>• Ensure proper implementation of programmes and projects in the development plans</li> <li>• Evaluate the implementation of projects and programmes.</li> <li>• Ensuring prudent utilization of resources</li> <li>• Prioritization and Co-ordination of programmes and projects to avoid duplication.</li> <li>• Preparation of budget estimates for programmes and projects • Resources Mobilization</li> </ul>
9.	Migori County Citizens	<ul style="list-style-type: none"> <li>• Identification of priority programmes and projects</li> <li>• Carry out social accountability of projects and programmes.</li> <li>• Promote participatory monitoring and evaluation.</li> <li>• Serve as the community entry and focal point.</li> <li>• Highlight development challenges.</li> <li>• Community mobilization and sensitization</li> </ul>

### 5.4.2.1 Role of Stakeholders/Partners towards the realisation of the CIDP.

Stakeholders and development partners are expected to play a key role towards realisation of the articulated development agenda contained in the 2023-2027 CIDP. Consequently, as at the commencement of the plan, the following partners and their areas of intervention have been documented.

Table 26: List of Stakeholders

No	Name Of Partner/Project/Program/Stakeholder	Intervention areas	Key activities
1.	Smallholder Empowerment and Agribusiness Promotion (SHEP Biz)-JICA Supported	Promotion of horticulture through farmer groups	Training on extension staff and farmer groups
2.	National Agricultural Rural Inclusive Growth Project (NARIGP)-World Bank Funded	Support for common interest groups, producer organizations and multi community projects Value chains : sweet potatoes, dairy cow milk, local chicken and apiculture, extension service, market linkages, grants to CIGs, investment grants to be POs	Supports both capacity building of beneficiaries and infrastructural works under multi-community investment projects
3.	Agricultural Sector Development Support Program (ASDSP)-EU-Supported	Supports sweet potato, local chicken and dairy value chain. Capacity building, extension services, grants	Provide technical know-how and irrigation and processing equipment to selected groups
4.	FAO-FBS (Farmer Business Schools)	Support for soya beans farmer business schools	Support registered business schools with technical knowledge, soya seeds and threshers
5.	Self-help Africa (SHA)	Cassava value chain promotion and kitchen gardening	Provide seeds and machinery like chippers and driers and providing market linkages
6.	National Cereals and Produce Board (NCPB)	Storage and selling of subsidized fertilizer to Migori farmers	Providing registered farmers with government subsidized fertilizers
7.	Christian Child Fund	Input support	Provide inputs to vulnerable both in and out of school
8.	Community Mobilization Against Desertification(C-mad)	Service provider, supporting sweet potato(under ASDSP)and dairy(under NARIGP) Supports cassava value chains (in Rongo)	Works as a service provider for NARIGP and ASDP
9.	Cereal Growers Association (CGA)	Cereal production and aggregation	Promoting production of sorghum for E.A. Malting Company
10.	National Government Administrators-(NGAOs)	Farmer registration for subsidized fertilizer	Registration of farmers for the e-voucher subsidy programme
11.	National Value Chain Support Program (NVCSP)	Subsidized farm inputs through e-voucher system	Supports farmers with subsidized inputs
12.	Ripple Effects	Promotion of indigenous vegetables, banana value chain and strengthening farmer organizations	Capacity building and extension services
13.	Rongo University	Promotion of sorghum farming Service provider apiculture value chain (under NARIGP)	Promotes research and outreach services
14.	Hand-in-Hand East Africa	Promotion of regenerative agriculture	Promotes conservation agriculture
15.	Kenya Agricultural and Livestock Organisation (KALRO)	>Banana varietal trials >Promotes agroforestry	Promotes research and trials
16.	Agriculture and Food Authority (AFA)-sugar, food, fiber, and horticultural crops directorates	>Minimum tillage at Sony Sugar and Miyare ATC >Promoting cereal crops and horticultural crops	Capacity building and regulatory body
17.	Mennonite Economic Development (MEDA)	Supports cassava seed entrepreneurs	Pilot plots in Suna West and Kuria West
18.	Tobacco Free Farms (TFF) Initiative- WHO/WFP/FAO supported	Supports nyota bean production through Tobacco Free Farms Initiative	Promotes growing pf high value bean variety as an alternative to tobacco
19.	ULIMA	Buys agricultural commodities	Off taker of different products
20.	True Trade	Off taker of agricultural commodities	Off taker of sorghum and soya bean products
21.	Kenya Agriculture and Market Information System (KAMIS)	Provision of commodity market data	Provides market information on selected markets
22.	KEPHIS	Certification and promotion of plant clinics in Kuria West and Kuria East	Provides phytosanitary services
23.	One Acre Fund	Input supply, capacity building and maize market linkage	Provide access to farm inputs using their stores
24.	Digi-Farm	Soil testing, provision of loans and inputs	
25.	Chancery Wright	Provision of crops insurance cover	Provide insurance services
26.	KUFROW	Aggregation of soya and Nyota beans	Act as farmers service centre
27.	TRANSU	Aggregation of soya	Off taker of different commodities
28.	Agricultural Finance Initiative (AgriFi)	Capacity building of farmers on food safety issues, supporting ICT development in Miyare ATC, grant support, policy development and TOTs model dairy unit construction (Miyare ATC)	Support development of development bills and policies
29.	Cotton Victoria	Promotion of cotton farming	KTUs and TDUs demonstrations

No	Name Of Partner/Project/Program/Stakeholder	Intervention areas	Key activities
30.	EU/IDEAS	Promote commercialization of sweet potato value chain through agro processing and value addition	Supported the construction of sweet potato processing plant in Getonganya
31.	FAO-Master Card Foundation	Promote livestock feed commercialization-soya bean production	Farmer business field schools
32.	USAID through Syngenta Foundation	Promotion of sorghum value chain through Global Labour Program (GLP)	Training of hub managers and recruitment of farmers on going
33.	World Vision	Develop strategies which advocate against female genital mutilation and other gender based violence	Yet to carry out value chain assessment to inform on specific value chains to support
34.	Blue-Cross-NGO	Involved in crop and Livestock production	Capacity building, supply of chicks, extension services
35.	National Irrigation Authority	Promotion irrigated agriculture	Currently irrigated rice is given priority through other crops are also produced
36.	Seedco company	Promotes planting of its crop products	
37.	COMID Kenya	Promote kitchen gardening in schools through 4K-Club	New program. They have done their 1 <sup>st</sup> meeting
38.	BBOX/PULA Advisory	Maize crop cut experiment	Provides advisory service to farmers
39.	BAYER East Africa	County wide	Supports plant protection services with inputs
40.	Kenya Agricultural Insurance Program (KAIP)	Whole county except Nyatike	Provide insurance services
41.	NURU social	Cooperative movements promotions, extension services, dairy loans, value	On going activities
42.	Nyarkadera Awendo	Livestock feeds, drugs and extension service	On going services
43.	Ray of Hope	Capacity building and value addition	On going
44.	Kuria child and family program	Dairy grant support to orphans	Ongoing programme
45.	Cham gi wadu dairy cooperatives	Dairy data base app, Dairy information facility	Ongoing
46.	Ndiso Heritage Investment	Commercial fodder production and conservation	Ongoing
47.	Lacomp enterprise	Saving for dairy and fodder	Ongoing
48.	Myfugo	Capacity building, dairy loans	Ongoing
49.	Bee Africa	Supply of bee equipment's and honey harvesting	Ongoing
50.	UNICEF	Community Health, HIV/AIDS, immunization, WASH/AYH	DCT to the county department of Health
51.	Transforming Health systems	RMNCAH, Reproductive Health	Disburse money to the county department of Health annually
52.	KMET	Reproductive Health / Malaria / Adolescent	Direct support based on the work plan
53.	PATH	Reproductive Health	
54.	JHPIEGO	Reproductive Health	Direct support based on the work plan
55.	LWALA C A	Community health interventions/ Reproductive Health	Direct support based on the work plan
56.	AMREF	Tekeleza project RH TB/Malaria	Direct support based on the work plan
57.	Jacaranda Health	Reproductive Health	Direct support based on the work plan
58.	MARIE STOPEs	Reproductive Health, tracing, PSSG, men at high risk	Direct support based on the work plan
59.	NAYA KENYA		Direct support based on the work plan
60.	PATH/JHPIEGO (NURU YA MOTO)	OVCs and DREAMS (Child and adolescent	Direct support based on the work plan
61.	BREAKTHROUGH	Malaria/social behavior change communication	Direct support based on the work plan
62.	TCL-THE CHALLENGE INNITIATIVE	Reproductive health/ AYH	Direct support based on the work plan
63.	AFYA UGAVI	Commodities and supplies	Direct support based on the work plan
64.	AMREF P4PC	Primary health care	Direct support based on the work plan
65.	KCCB-KARP	HIV care and treatment in FBO	Direct support based on the work plan
66.	Health IT	EMR for HIV services (capacity and deployment of ICT infrastructure)	Direct support based on the work plan
67.	IMPACT RDO	Key population, (transgender), advocacy and governance to KPs	Direct support based on the work plan
68.	MARRIE STOPEs	Family planning	Direct support based on the work plan
69.	C-PIPE	RH	Direct support based on the work plan
70.	IMPACT MALARIA	Malaria in pregnancy/malaria case management	Direct support based on the work plan
71.	MEASURE MALARIA	Malaria surveillance monitoring and evaluation	Direct support based on the work plan
72.	DANIDA	Universal healthcare in devolved system program	Direct support based on the work plan

## 5.6 Resource Mobilization and Management Framework

This section provides the projected resource requirements by sector, revenue projections, estimated resource gap and measures of addressing the gaps.

### 5.6.1 Resource Requirements by Sector

This section indicates the projected financial resources required for each sector during the plan period. The section also includes the percentage of the total budget for each sector. This information should be presented as in Table 24 below.

Table 27: Summary of Sector Financial Resource Requirements

Sector/Department Name	Resource Requirement (Ksh. Million)					Total	% of total budget requirements
	FY 2023/24	FY 2024/25	FY 2025/26	FY 2026/27	FY 2027/28		
Agriculture, livestock and fisheries development	2,081.35	4,176.45	3,611.55	3,814.30	4,137.60	17,821.25	9.35%
Trade, tourism and industrial development	1,106.08	1,489.72	1,151.24	1,933.43	1,634.92	7,315.39	3.84%
Roads and public works	4,461.00	4,621.50	4,364.00	4,174.00	4,324.00	21,944.50	11.51%
Public service board	513.50	467.50	450.50	450.50	455.50	2,337.50	1.23%
Public service management	1,186.00	1,342.00	1,458.00	1,653.00	1,824.50	7,463.50	3.91%
Monitoring and Evaluation	1,174.00	1,209.00	1,229.00	1,189.00	1,239.00	6,040.00	3.17%
County Attorney	235.00	235.00	235.00	235.00	235.00	1,175.00	0.62%
ICT	469.14	1,371.64	1,326.64	1,561.64	1,546.64	6,275.70	3.29%
Health services	4,019.76	4,454.01	4,729.23	4,936.97	5,161.89	23,301.86	12.22%
Finance and Economic planning	955.60	1,030.60	976.60	1,041.60	1,051.60	5,056.00	2.65%
Education, Youth and Sports	5,196.20	5,731.80	6,254.30	6,298.30	45,237.00	68,717.60	36.04%
Environment, Natural resources, climate change and Energy	514.00	530.80	2,121.85	496.20	2,065.95	5,728.80	3.00%
Water and energy	723.80	1,045.40	586.40	481.60	481.76	3,318.96	1.74%
Land, physical planning and urban development	597.26	791.41	866.66	1,000.00	1,114.20	4,369.53	2.29%
Rongo Municipality	135.70	479.80	298.50	351.00	233.80	1,498.80	0.79%
KehanCHA Municipality	319.20	656.00	457.50	399.20	251.80	2,083.70	1.09%
Migori Municipality	151.20	500.80	804.00	336.90	233.80	2,026.70	1.06%
Awendo Municipality	151.20	479.80	283.00	331.90	233.80	1,479.70	0.78%
County Assembly	360.10	330.10	320.10	320.10	320.10	1,650.50	0.87%
Governor's office	183.00	249.00	214.00	215.00	215.00	1,076.00	0.56%
<b>Total</b>	<b>24,533.09</b>	<b>31,192.33</b>	<b>31,738.07</b>	<b>31,219.64</b>	<b>71,997.86</b>	<b>190,680.99</b>	<b>100.00%</b>

### 5.2 Revenue Projections

This section indicates the various sources of revenue in the County as shown in Table 25 below.

Table 28: Revenue Projections

Type of Revenue	Base year	FY1	FY2	FY3	FY4	FY5	FY6	Total
	2021/22	2022/23	2023/24	2024/25	2025/26	2026/27	2027/28	(FY2-FY6)
a) Equitable share	7,364.62	7,916.97	8,510.74	9,149.04	9,835.22	10,572.86	11,365.83	49,433.69
b) Conditional grants (GOK and Development Partners)	271.81	292.19	314.11	337.66	362.99	390.21	419.48	1,461.46
c) Own Source Revenue	386.87	415.89	447.08	480.61	516.66	555.41	597.06	2,080.16
Bal b/f from FY 2020/21	1,189.35	0	0	0	0	0	0	0.00
<b>Total</b>	<b>9,212.65</b>	<b>8,625.05</b>	<b>9,271.93</b>	<b>9,967.31</b>	<b>9,835.22</b>	<b>11,518.48</b>	<b>12,382.37</b>	<b>52,975.31</b>

### 5.5.3 Estimated Resource Gap

This section highlights the County resource gap in terms of the estimated resource needs against the projected revenues as shown in Table 29 below.

Table 29: Resource Gaps

FY	Requirement (Ksh. Mn)	Estimated Revenue (Kshs. Mn)	Variance (Kshs. Mn)
2023/24	24,533.09	9,271.92	-15,261.17
2024/25	31,192.33	9,967.32	-21,225.01
2025/26	31,738.07	9,835.22	-21,902.85

FY	Requirement (Ksh. Mn)	Estimated Revenue (Kshs. Mn)	Variance (Kshs. Mn)
2026/27	31,219.64	11,518.48	-19,701.16
2027/28	71,997.86	12,382.37	-59,615.49
<b>Total</b>	<b>190,680.99</b>	<b>52,975.31</b>	<b>-137,705.68</b>

#### 5.5.4 Resource Mobilization and Management Strategies

This section identifies the feasible resource mobilization and management strategies to address the resource gap. The section includes capital financing strategies, operational financing strategies and other strategies that will enhance cost effectiveness.

##### a) Internal Revenue Raising Strategies

The county government will pursue the following strategies on internal revenue sources:

- Increasing the revenue base by consolidating all classes of rates and charges collectable by the county government under one revenue base
- Increasing efficiency in rates and charges collection through adoption of information technology and systems
- Deploying enough financial, infrastructural, and human resources for rates and charges collection
- Sealing rates and charges administration loopholes that would open the collection process to corruption.
- Enacting appropriate sector-based laws to increase the rates and charges commensurate to current fiscal policies, structure and systems in the Country.
- Effective implementation of annual finance acts

##### b) External Revenue Raising Strategies

External revenue raising sources strategies include the following:

- Establish or initiate joint funding mechanisms with national government ministries departments and agencies for capital projects and sector-based programmes.
- Streamline financial management systems to enhance grants from national government ministries departments and agencies as well as development partners.
- Mobilise funds through loans or other financing instruments for infrastructural development.
- Strengthen relationships and partnerships with development partners and other non-state actors to support core programmes.
- Develop public private partnership models for providing core public services.

#### 5.6 Asset Management

The section highlights the measures the County Government has put in place to manage its assets.

- Development of county asset register
- Valuation of all county assets
- Adoption of asset management accounting principles including depreciation
- Disposal of obsolete assets as prescribed under the Public Procurement and Asset Disposal Act, 2015
- Effective fleet management including maintenance of movable assets.
- Adoption of efficient purchase/lease models on high quality assets that generate value for money to the county.
- Sharing of assets among various county government departments to reduce on wastage.
- Safeguarding and protecting assets to ensure maximum security and elimination of cases of abuse.
- Development and adoption of county asset management policy and related laws

## 5.7 Risk Management

This section provides the key anticipated risks that may hinder the implementation of the CIDP, potential risk implications and proposed mitigation measures to enhance sustainable development. The information is provided in the format presented in the table below.

**Table 30: Risk, Implication, Level and Mitigation Measures**

Risk Category	Risk	Risk Implication	Risk Level (Low, Medium, High)	Mitigation Measures
Financial risks	Inadequate and misappropriated financial. Resources	Inflation rate, audit queries, Stalled projects	Medium	Timely submission of required financial documents, capacity building on government financial regulations
Technological risks	New and changing technology	Breach of valuable information, customer dissatisfaction, loss of funds used to acquire technology	High	Security governance, vulnerability management and treat exposure.
Climate Change risks	Drought, floods, greenhouse gas emissions,	Environmental and economic damages	High	Climate smart practices, enactment of laws, agreements and regulations, early warning systems, climate resilient infrastructure, long-term planning
Organizational risks	Inadequate Human Resource Capacity	Inefficient service delivery, financial loss, delays in project implementation	Medium	Risk acceptance, avoidance, reduction, or transference
Operational risks	Breakdown or theft or vandalism of equipment	Delays in project implementation, loss of funds, loss of man-working hours	High	Timely maintenance and replacement of broken-down equipment
Compliance and regulatory risk	Introduction of new rules and legislations	Contractual fines, legal suits, delays in disbursement of exchequer funds	High	Strict adherence to rules and regulations
Strategic risks	Market or industry changes, financial cash flow, in-change management	Unhealthy competition and financial loss	High	Timely and adequate market surveys,



## CHAPTER SIX: MONITORING, EVALUATION AND LEARNING

### 6.1 OVERVIEW

This chapter outlines how the plan will be monitored and evaluated during and after its implementation. The M&E processes, methods and tools shall be guided by Section 232 of the Constitution and all the legal provisions that provide for M&E, County M&E Policy in line with the National M&E Policy, CIMES Guidelines, Kenya Norms and Standards for M&E and Kenya Evaluation Guidelines. The chapter highlights: The proposed M&E structure for data collection, analysis, reporting and learning; the projected M&E indicators for tracking outcome and the suggested M&E mechanisms for dissemination of reports and feedback.

#### 6.1.1 CONSTITUTIONAL, LEGAL AND POLICY FOUNDATIONS FOR THE COUNTY M&E SYSTEM

##### a) National Policy Framework

The Kenya Vision 2030 outlines the national level long term objectives of the country, in particular to the achievement of middle-income status by 2030. A series of 5-year Medium Term Plans (MTPs) translates this long-term objective into medium-term priorities, objectives, and programmes. The government's efforts towards successful achievement of these priority programmes is tracked through key performance indicators included in the CIDPs and MTPs.

##### b) Link between NIMES and CIMES

The MDP is mandated to implement NIMES as part of the governance reforms of the national government. NIMES is aimed at strengthening governance by; improving transparency, strengthening accountability relationships, and building a performance culture within the two levels of government to support better policymaking, budget decision-making and management.

It is designed to ensure regular reporting on implementation progress of the country's priority policies, projects and programmes outlined in key policy documents such as MTPs, CIDPs, devolved funds programmes, the National Accountability Management Framework, and Performance Contracts and the Performance Appraisal System.

NIMES supports the implementation of Vision 2030 and other development efforts in the public sector at the national government level. The institutional arrangements for implementing NIMES at both sector and national levels have been designed to facilitate the active participation of stakeholders to ensure that policy recommendations are relevant and contribute to policy formulation and efficient resource allocation and use.

The Constitution of Kenya, 2010 is the basis of devolution in Kenya. To ensure greater transparency and accountability, the CoK 2010 requires that government use M&E mechanism as an integral part of developing and executing government policies, projects/programmes and in resource allocation and management at the two levels of government. The Constitution of Kenya 2010 (CoK) provides the basis for monitoring and evaluation as an important part of operationalizing government activities. It emphasizes on transparency, integrity, access to information and accountability which all state officers are required to adhere to. These are depicted under Articles 10, 35, 56, 174, 185, 201, 203, 225, 226, and 227. These articles implicitly imply the need for a structured way for which programmes/projects/policies are monitored.

Schedule 4 of CoK 2010 defines the functions of each level of government, including ensuring and coordinating the participation of communities in governance at the local level and assisting them to develop administrative capacity for effective exercise of their functions and powers. Both levels need to develop sustainable system to perform these functions.

Public Finance Management Act 2012 (PFM Act 2012), part IV on County Government Responsibilities with Respect to Management and Control of Public Finance, Section 104 empowers the County Treasury to monitor, evaluate and oversee the management of public finances and economic affairs of the county government including:

Monitoring the county government’s entities to ensure compliance with the PFM Act 2012 and effective, efficient and transparent financial management, upon request; Providing the National Treasury with information which it may require to carry out its responsibilities under the constitution and this Act; reporting regularly to the county assembly on implementation of the annual county budget.

Section 8 of the Intergovernmental Act, 2012 details the functions of the summit to provide a forum for: promotion of national values and principles of governance, consideration of reports from other intergovernmental forums and other bodies on matters affecting national interest, evaluating the performance of national or county governments and recommending appropriate action, receiving progress reports and providing advice as appropriate, monitoring the implementation of national and county development plans and recommending appropriate actions and coordinating and harmonizing development of the county and national government policies.

The County Governments Act No. 17 of 2012 outlines the responsibilities of the devolved levels and the processes and procedures governing the relationship between the national and county levels. This includes the responsibility for County Integrated Development Plan (CIDP) that must include monitoring and evaluation section (Chapter 8 of every CIDP outlines how county programmes and projects are monitored and evaluated). Section 108 (1) states *“There shall be a five year CIDP for each county which shall have: (a) clear goals and objectives; (b) an implementation M&E System with clear outcomes; (c) provisions for monitoring and evaluation; and (d) clear reporting*

## **6.2 COUNTY MONITORING AND EVALUATION STRUCTURE**

This section gives a summary of the systems and structures that the county will put in place to organize the M&E process for implementing the plan. This includes the institutional arrangement of the M&E function, various committees and coordination of M&E activities as stipulated in the CIMES guidelines.

### **6.2.1 INSTITUTIONAL ARRANGEMENT OF MONITORING AND EVALUATION DEPARTMENT**

In Migori County, the department of Monitoring and Evaluation is administratively domiciled in the Office of the Governor. The M&E Department is mandated with overall oversight of M&E activities in the County. Established in 2015, the M&E Department is responsible for the day-to-day implementation and coordination of the M&E activities to monitor the CIDP. Functional linkage of the sectors to the County-wide and multi-sectoral M&E department in the Governor’s Office will be through the Chief Officer. The department is in the process of adopting the Monitoring and Evaluation Policy which is expected to streamline their operations and guide the relationship with other stakeholders in the county. The Policy recommends adoption of the institutional arrangement as stipulated in the CIMES guideline.

The proposed institutional structures will strengthen coordination of the County M&E system. The institutions will encompass both levels of government, non-state actors (development partners working in the county, private sector and civil society organizations) and the citizens. The structure will comprise of County Assembly Committee responsible for Implementation, CoMEC, Technical Oversight Committee (TOC), Sub-County Monitoring and Evaluation Committee (SCoMEC), Ward Monitoring and Evaluation Committee (WMEC), Sector Monitoring and Evaluation Committee (SMEC) and the village council. Existing legal structures, such as the county assembly, County Intergovernmental Forum and the County Citizen Participation Forum will form part of the CIMES structure. The County M&E Directorate will be established to coordinate CIMES.

Figure 13: Responsibilities of Major Committees on M&E Preparation and Reporting

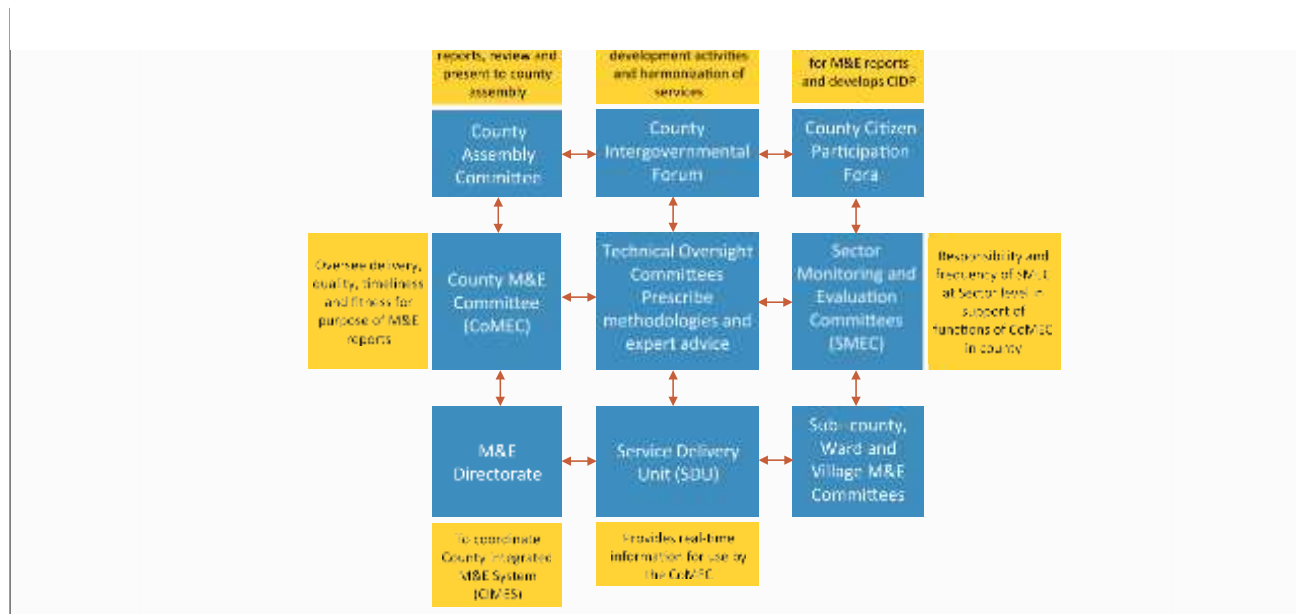


Table 31: Responsibilities of Major Committees on M&E Preparation and Reporting

Committee or Forum	Members	Responsibilities	Frequency of Meetings
County Assembly Committee responsible for Implementation	MCAs	<ul style="list-style-type: none"> <li>Receive county M&amp;E reports, review and present to the County Assembly for approval.</li> <li>Authorise the governor to present the report at the summit</li> </ul>	As per the county assembly calendar
County Inter- governmental Forum	<p><b>Chair:</b> Governor or Deputy Governor in Governor’s absence, or member of Executive Committee nominated by the Governor (As per the IGRA 2012)</p> <p><b>Membership:</b> All Heads of Department of National Government at county level including County Commissioner County Executive Committee members or their nominees in writing</p> <p><b>Convenor:</b> CEC member responsible for finance and economic planning functions at the county level</p>	<ul style="list-style-type: none"> <li>Receive, review and endorse M&amp;E reports from CoMEC</li> <li>Present M&amp;E reports to the County Assembly Committee responsible for Economic Planning</li> <li>Give policy directions on M&amp;E at the county level</li> </ul>	Quarterly
County Citizen Participation Fora (As per the County Public Policy 2016)	<p><b>Chair:</b> CEC or Chief Officer responsible for the topic of the forum</p> <p><b>Membership:</b> Representatives of NGOs, and Civil Society Organisations Representative of Evaluation Society of Kenya Representatives of rights of minorities, marginalized groups, and communities Representative of private sector business community. Development partners’ representatives in the county</p> <p><b>Convenor:</b> Responsible CEC or Chief Officer.</p>	Participate in development of M&E indicators to monitor and evaluate CIDP. Review and give feedback to M&E reports	Annually
County M&E Committee CoMEC.	<p><b>Co-Chairs:</b> County Secretary and senior representative of the national government nominated by the County Commissioner in writing.</p> <p><b>Membership:</b> Heads of technical departments of the national government at county level County chief officers County Assembly Clerk Court Registrar Representatives from devolved funds Technical Representatives managing all other Non- Devolved Funds in the County</p> <p><b>Convenor:</b> Chief Officer responsible for Economic Planning</p>	<ul style="list-style-type: none"> <li>Oversee delivery, quality, timeliness and fitness for purpose of M&amp;E reports.</li> <li>Drive service delivery through Results Based Management</li> <li>Receive, review and approve county and sub-county M&amp;E work plans and M&amp;E reports.</li> <li>Convening County Citizen Participation fora to discuss M&amp;E reports.</li> <li>Mobilisation of resources to undertake M&amp;E at county and sub-county level</li> <li>Approve and endorse final county indicators.</li> </ul>	Quarterly

Committee or Forum	Members	Responsibilities	Frequency of Meetings
		Submission of M&E reports to NIMES, CIF, CoG, constitutional offices, and other relevant institutions Dissemination of M&E reports and other findings to stakeholders, including to County Fora	
Technical Oversight Committees (TOC)	<p><b>Chaired by:</b> Chief Officer responsible for Economic Planning</p> <p><b>Membership:</b> Up to ten technical officers versed in M&amp;E from a balanced group of county departments and non-devolved function department</p> <p><b>Convener:</b> Chief Officer M&amp;E</p>	<p>Identify, commission, and manage evaluations.</p> <p>Review of the M&amp;E reports</p> <p>Present M&amp;E reports to CoMEC</p> <p>Capacity building for M&amp;E</p> <p>Sets the strategic direction for CIMES.</p> <p>Approves M&amp;E Directorate’s work plan and advises M&amp;E Directorate on actions to be taken on various M&amp;E issues.</p> <p>Approves indicator reports for use by CoMEC.</p> <p>Endorses M&amp;E Directorate’s reports to be presented to CoMEC</p>	Quarterly
Sector Monitoring & Evaluation Committees (SMEC)	<p><b>Chair:</b> Co-chaired between a Chief Officer from a relevant county government department and Director from the relevant department of the National government at county</p> <p><b>Membership:</b> Sector relevant county departments’ Chief Officers, equivalent national government representative from that sector and sector relevant CSOs. (The County to define sector as per MTEF)</p> <p><b>Convener:</b> Chief Officer responsible for the relevant department</p>	<p>Produce sector M&amp;E reports.</p> <p>Develop sector indicators.</p> <p>Undertake sector evaluations.</p> <p>Present sector M&amp;E reports to the TOC</p>	
SCoMEC	<p><b>Co-chair:</b> Sub-county administrator and DCC</p> <p><b>Membership:</b> HODs at the sub-county level, development partners, CSOs etc.</p> <p><b>Convener:</b> Sub-county M&amp;E officer</p>	<p>Produce sub-county M&amp;E reports.</p> <p>Present M&amp;E reports to the TOC</p> <p>Develop M&amp;E indicators</p>	Quarterly
Ward MEC	<p><b>Co-chair:</b> Ward Administrator and ADCC</p> <p><b>Membership:</b> HODs at the ward level, development partners, CSOs etc.</p> <p><b>Convener:</b> Ward Administrator</p>	<p>Produce ward M&amp;E reports.</p> <p>Present M&amp;E reports to the TOC</p> <p>Develop M&amp;E indicators</p>	Quarterly
Village MEC	As per the composition of village council	<p>Participate in the development of indicators process.</p> <p>Participate in monitoring of projects in respective villages.</p> <p>Provide feedback on M&amp;E reports</p>	Quarterly

Table 32: Responsibilities of Stakeholders in M&E Reporting

Stakeholder	Responsibilities
County Governor	<p>Chair of the CIF</p> <p>Presents county M&amp;E reports to the Summit.</p> <p>Provides vision and leadership and drives delivery of the CIDP.</p> <p>Holds county CEC Members to account for their M&amp;E targets.</p> <p>Holds CEC Members and County Secretary to account for use of the PMS to provide real-time reporting on service delivery and results.</p> <p>Ensuring that M&amp;E structures are established in the county.</p> <p>Championing M&amp;E and Performance Management as tools for delivery of development and services in the county</p> <p>Promoting the role of the M&amp;E Directorate in advancing Results Based Management and public service delivery that ensures the CIDP objectives and outcomes meet the needs of citizens</p>
County Commissioner	Coordinate the national government agencies in the county
County Secretary	<p>Co-chair of the CoMEC</p> <p>Responsible for coordination of activities in county government</p>

Stakeholder	Responsibilities
	<p>Personally accountable for ensuring that all county government officers operate as required.</p> <p>Provide timely and accurate reporting according to the County PMS Policy</p> <p>Ensure that the Chief Officer responsible for Economic Planning operationalises the M&amp;E function as a tool for delivery of development and services in the county</p>
Chief Officers in Respective Sectors	<p>Co-chair respective SMEC</p> <p>Develop sector specific M&amp;E indicators.</p> <p>Oversee preparation of sector M&amp;E reports</p> <p>Present sector M&amp;E reports to the TOC</p> <p>Collaborate with M&amp;E Directorate in undertaking sector evaluations.</p> <p>Liaise with sector heads of National government agencies at the county on M&amp;E</p>
Directors of National Government Agencies of Respective Sectors at the County	<p>Co-chair respective SMEC</p> <p>Develop sector specific M&amp;E indicators.</p> <p>Oversee preparation of sector M&amp;E reports</p> <p>Collaborate with M&amp;E Directorate in undertaking sector evaluations.</p> <p>Liaise with sector heads at the county government level on M&amp;E</p>
Economic Planning Director	Ensures that M&E is mainstreamed in county economic planning
Chief officers of Departments at the County Government Level	<p>Prepare departmental M&amp;E reports.</p> <p>Prepare M&amp;E indicators for the department.</p> <p>Collaborate with M&amp;E Department in undertaking evaluations in their respective departments.</p>
County M&E Chief Officer	<p>Set up the monitoring and evaluation system:</p> <p>Develop the overall CIMES framework</p>
The National Treasury and Planning (MED)	<p>External Facilitator and neutral validator</p> <p>Receive and consolidate county M&amp;E reports</p> <p>Capacity building for CIMES</p> <p>Set evaluation standards</p> <p>Update the CIMES Guidelines</p> <p>Technical backstopping for CIMES</p>
County M&E Directorate: With two sub-units (1 for county & 1 for national)	<p>The overall responsibility for ensuring use of the M&amp;E system in the county lies with the Director of M&amp;E, who works closely with all Directors in the county to ensure timely production of M&amp;E reports.</p> <p>Provide technical support and coordination of CIMES, including its institutionalisation within the county.</p>
Service Delivery Unit (SDU)	<p>Provides timely reporting to the governor on service delivery.</p> <p>Conducts field visits on service delivery sites and stations to monitor the quality of services given to the citizens.</p>

### 6.2.2 ROLE OF COMMUNITY IN MONITORING AND EVALUATION

The community plays a key role in project monitoring and evaluation. The involvement of the community will enhance project and ownership and sustainability. To achieve this, the M&E department will involve the members of the community during its monitoring and evaluation activities. The department will also endeavour to incorporate the community feedback during the project implementation process.

### 6.3 M&E CAPACITY

This section discusses M&E skills available, the resources allocated for M&E function and technological requirements for implementing the M&E function. For the department to function effectively, it requires technical staff, adequate office space and equipment, motor vehicles and specialised software for tracking project implementation. However, the department lacks adequate capacity to carry out its mandate effectively and efficiently.

The policy recommends an allocation of at least three percent of the development vote towards Monitoring and Evaluation activities. It further recommends recruitment of various cadres of technical staff to carry out the department functions. The department will carry out capacity building to all the members of the various M&E committees on data capture, uploading and analysis of project information. These will ensure the department addresses the current inadequacies to achieve timely tracking and reporting of development projects and programmes.

## 6.4 M&E OUTCOME INDICATORS

This section presents programme outcome indicators by sector as captured in Table 17 on sector programmes in Chapter Four.

### 6.4.1 AGRICULTURE, LIVESTOCK AND VETERINARY SERVICES

Programme	Outcome	Outcome Indicator (s)	Baseline*		Mid Term Target	End Term Target	Reporting Responsibility
			Value	Year			
Agricultural Policy and Planning	Sustainability in farm production and productivity	% Increase in productivity					Department of agriculture, livestock and fisheries
Agricultural Extension services	Improved knowledge and skills in farming	% Increase in tonnage of agricultural and livestock products.					Department of agriculture, livestock and fisheries
Crop Development And Management	Enhanced Food and nutrition security in the county	Amount of Grain reserve					Department of agriculture, livestock and fisheries
Climate smart agriculture	Increased Food and income	Poverty levels					Department of agriculture, livestock and fisheries
Agricultural Technology and Mechanization Services	Increased Food and nutrition security	Growth in contribution of agriculture to county GDP					Department of agriculture, livestock and fisheries
Agribusiness Development and Market Information Management	Increased and sustained market linkages	Agro-processing technologies developed					
Livestock market development	Improved market access and coordination	Increased export of livestock and livestock products					
Livestock enterprise development and value addition	Commercialised livestock sub sector	Agro-processing technologies developed					
Livestock breeds and product improvement	Increased productivity and quality of products	Growth in contribution of livestock to county GDP					
Livestock research support and linkages	Adoption of technologies, innovations, and modern management practices for improved efficiency	Agro-processing technologies developed					
Livestock climate Change Adaptation and Mitigation	Enhanced farmer resilience to climate change	% of livestock losses related to extreme climate events					
Livestock Disease and pest control and management	Improved animal health	% of livestock losses related to pests and diseases					
veterinary public health	Improved human and environmental health	% of human and environmental health cases related to livestock					
Aquaculture Development	Increased food security, nutrition, and incomes	Value of fish and fish products					
Fish marketing and value addition	commercialized fish value chain	Agro-processing technologies adopted					
Lake front (Capture) Fisheries Development and Management	Increased fish production	Value of fish and fish products					
Fish Safety and Quality Assurance	Safe fish and fishery products	Increased fish production					
Blue Economy	Improved production and marketing fish and fishery products	Share of blue economy contribution to county GDP  Value of fish and fish products					

### 6.4.2 COUNTY ASSEMBLY

Programme	Outcome	Outcome Indicator (s)	Baseline*		Mid Term Target	End Term Target	Reporting Responsibility
			Value	Year			
Citizen Management services	Enhanced citizen engagement in governance	% Increase of participants in public participation forums					County Assembly
Oversight Management Services	Improved transparency and accountability	Corruption index					County Assembly
Legislative services	Equity and equality in service delivery	% increase in number of Act, policies and Regulations approved					County Assembly

Programme	Outcome	Outcome Indicator (s)	Baseline*		Mid Term Target	End Term Target	Reporting Responsibility
			Value	Year			
Infrastructure Development	Increased access to county assembly Services	% increase in services delivered					County Assembly

### 6.4.3 COUNTY ATTORNEY

Programme	Outcome	Outcome Indicator (s)	Baseline*		Mid Term Target	End Term Target	Reporting Responsibility
			Value	Year			
Legal Services	Enhanced access to justice/legal services	Case clearance rate					County Attorney

### 6.4.4 ENVIRONMENT, NATURAL RESOURCES, DISASTER MANAGEMENT AND CLIMATE CHANGE

Programme	Outcome	Outcome Indicator (s)	Baseline*		Mid Term Target	End Term Target	Reporting Responsibility
			Value	Year			
Environment Management and Protection	Improved access to Clean and Safe Environment	Proportion of county population accessing clean and safe environment					Environment,Natural resources,disaster management and climate change.
Climate Change Adaptation and Mitigation	Increased awareness and resilience to effects of climate change	Fatalities from climate related disasters Average household income					Environment,Natural resources,disaster management and climate change
Natural Resources Management and Forestry development	Improved sustainability of natural resources management and forest conservation	Area of forested watersheds protected and conserved					Environment,Natural resources,disaster management and climate change

### 6.4.5 EDUCATION,GENDER INCLUSIVITY AND SPORTS

Programme	Outcome	Outcome Indicator (s)	Baseline*		Mid Term Target	End Term Target	Reporting Responsibility
			Value	Year			
Early Childhood Development Education Services	Increased access to early childhood development and education	ECD gross enrolment rate Net enrolment rate					Education,Gender inclusivity and sports
Child Care Services	Increased access to child welfare and protection services	Proportion of vulnerable children covered by social protection systems					Education,Gender inclusivity and sports
Technical Vocational Education and Training	Increased access to technical training	Gross enrolment rate					Education,Gender inclusivity and sports
Sports Development	Improved participation in sport activities	Percentage increase in participation in sports activities					Education,Gender inclusivity and sports
Youth Enterprise Development	Increased employment and empowerment of the youth	Youth employment rate					Education,Gender inclusivity and sports

### 6.4.6 FINANCE AND ECONOMIC PLANNING

Programme	Outcome	Outcome Indicator (s)	Baseline*		Mid Term Target	End Term Target	Reporting Responsibility
			Value	Year			
Revenue mobilization services	Increased revenue collection.	Percentage increase in local revenue					Finance and Economic Planning

### 6.4.7 HEALTH SERVICES AND SANITATION

Programme	Outcome	Outcome Indicator (s)	Baseline*		Mid Term Target	End Term Target	Reporting Responsibility
			Value	Year			
Preventive and Promotive Health Services	Reduced disease burden	Percentage of disease burden					Health services and sanitation
Curative, Rehabilitative and Referral Services	Reduced Morbidity and Mortality	Morbidity and mortality rates					Health services and sanitation

### 6.4.8 LANDS, PHYSICAL PLANNING, HOUSING AND URBAN DEVELOPMENT

Programme	Outcome	Outcome Indicator (s)	Baseline*		Mid Term Target	End Term Target	Reporting Responsibility
			Value	Year			
Land Survey Services.	Enhanced security of Land Tenure and Utilization and Increased Space for county development projects	Annual production of title deeds Acreage of land under county					Lands,physical planning,Housing and urban development.
Land Rent and Rates Services	Increased Land Based revenue	% Revenue collection					Lands,physical planning,Housing and urban development
Housing Development Services	Increased access to decent and affordable housing	Annual affordable houses					Lands,physical planning,Housing and urban development
Physical planning and urban development services	Improved liveability, management, and governance of urban centres in the county	Urban areas with social amenities in the county					Lands,physical planning,Housing and urban development

### 6.4.9 PUBLIC SERVICE MANAGEMENT AND DEVOLUTION

Programme	Outcome	Outcome Indicator (s)	Baseline*		Mid Term Target	End Term Target	Reporting Responsibility
			Value	Year			
Devolved Units Administration Services	Improved coordination and access to services by the citizens	% increase in devolved units administration services					Public service management and devolution
Civic Education and Public Participation	An informed, empowered, accountable and democratic society.	% Of community engaged in public participation					Public service management and devolution
County Security and Enforcement Services	Enhanced security in the county	% of offenders					Public service management and devolution

### 6.4.10 PUBLIC SERVICE BOARD

Programme	Outcome	Outcome Indicator (s)	Baseline*		Mid Term Target	End Term Target	Reporting Responsibility
			Value	Year			
National Values and Principles of Governance	Enhanced compliance to national value and ethics	Proportion of compliance with public service value and principles of governance					Public service board

### 6.4.11 ICT, E-GOVERNANCE, AND INNOVATION

Programme	Outcome	Outcome Indicator (s)	Baseline*		Mid Term Target	End Term Target	Reporting Responsibility
			Value	Year			
ICT Infrastructure	Enhanced access to information	Proportion of population accessing county information					ICT,e-governance and innovation



**6.4.12 ROADS, TRANSPORT AND PUBLIC WORKS**

Programme	Outcome	Outcome Indicator (s)	Baseline*		Mid Term Target	End Term Target	Reporting Responsibility
			Value	Year			
Road Development, Maintenance and Management	Improved Road network and infrastructure	County roads maintained and rehabilitated					Roads, transport and public works
Transport Management Services	Improved Transport infrastructure and Management	Road, air and water transport infrastructure constructed, maintained and rehabilitated					Roads, transport and public works
Public works services.	Increased safety of structures and buildings	Proportion of population complying with the building standards and safety regulations					Roads, transport and public works

**6.4.13 TRADE, TOURISM, INDUSTRY, MARKETS AND COOPERATIVE DEVELOPMENT**

Programme	Outcome	Outcome Indicator (s)	Baseline*		Mid Term Target	End Term Target	Reporting Responsibility
			Value	Year			
Trade Promotion, infrastructure Development and Support to SMEs	Increased business investment in the county.	Share of trade contribution to the county GDP					Trade,tourism,industrial development and cooperative development
Industrial development and investment services	Increased investment and industrialization	Value of wholesale and retail trade					Trade,tourism,industrial development and cooperative development
Tourism Research and Development	Increased earnings from tourism activities	Tourism earnings					Trade,tourism,industrial development and cooperative development
Legal metrology services	Increased consumer protection	Proportion of traders complying with weight and measures standards					Trade,tourism,industrial development and cooperative development
Liquor licensing and control services.	Increased number of liquor licences issued.	Proportion of traders complying with liquor control measures					Trade,tourism,industrial development and cooperative development
Co-operative Development Services	Increased cooperative movement activities	Value of livestock and agricultural products sold through cooperatives					Trade,tourism,industrial development and cooperative development

**6.4.14 WATER AND ENERGY**

Programme	Outcome	Outcome Indicator (s)	Baseline*		Mid Term Target	End Term Target	Reporting Responsibility
			Value	Year			
Water Supply and Management Services	Additional 20,000 Households (100,000 persons) having access to safe water.	Proportion of the population accessing safe and clean water					Water and Energy

**6.5 DATA COLLECTION, ANALYSIS AND REPORTING**

This section provides the main methods and tools that will be used for data collection, archiving, analysis and reporting arrangements in line with the National M&E Norms and Standards. This includes development of CIDP Indicator Handbook, standard reporting templates based on the County Annual Progress Report Guidelines. It also states how the county will integrate technology in M&E using e-CIMES. The section also provides the types of M&E Reports to be prepared and the frequency of reporting.

**6.5.1 COUNTY STRATEGY FOR DATA COLLECTION, ANALYSIS AND REPORTING FOR M&E**

The department will employ the following methods and tools to collect project and programmes information for generation of reports; use of standard reporting template, observations through site visits, focus group discussions and use of existing documents and records.

The data collected will be stored in both hard and soft copies. Other data storage methods including files and drives secured through passwords and codes, fireproof safes and creation of the county repository will also be utilised. The data will be analysed through various analytical and statistical tools.

The M&E committees are mandated to prepare key progress reports in conformity with the Policy, CIMES guidelines, other M&E guidelines. These reports include Expenditure review, mid and end-term reviews and quarterly and annual progress reports.

### 6.6 Dissemination, Feedback Mechanism, Citizen Engagement and Learning

This section should highlight how the County Government will disseminate, get feedback, engage citizens in M&E process as well as learning.

These reports will be shared with other county departments to guide decisions on ongoing and future projects and programmes. The key policy decisions derived from the reports will be disseminated to the public through public fora including citizen participation forums, print and electronic media and through hosting M&E open days.

### 6.7 EVALUATION PLAN FOR THE CIDP

This section identifies key policy/programmes/projects for evaluations during or after the plan period. It includes rapid evaluations, impact evaluations, CIDP mid-term/end-term Reviews or any other type of evaluation. The evaluations proposed can be at program or sector level. Due to the cost implication of evaluations, the proposals shall be limited to key priority programs/Areas

The Plan is presented as in Table 27.

Table 33: Evaluation Plan

No	Policy/ Programme/ Project	Evaluation Title (specify the type)	Outcome(s)	Use of the Evaluation Findings	Commissioning Agency/ Partners	Anticipated Evaluation start date	Anticipated Evaluation	Evaluation Budget (Kshs.)	Source of Funding
1	CIDP	Midterm Review of the Third Generation CIDP	Improved implementation of the CIDP	Improve implementation of CIDP.	CEC Planning and Finance	June 2025	Sept 2025	Kshs. 15 million	GoK/ Donor
2	Health Sector Programs	Rapid Evaluation of the Health Sector program	Increased access to health Services	Improve the delivery of health services	CEC Health	June 2025	Sept 2025	Kshs. 5 million	GoK/ Donor
3	Education Sector Programmes	Evaluation of the Education Sector program	Increased access to basic and tertiary education	Improve the delivery of education services	CEC Education	June 2025	Sept 2025	Kshs. 5 million	GoK/ Donor
4	Water sector programmes	Evaluation of the Water Sector program	Increased access to clean and safe water	Improve the delivery of water services	CEC Water	June 2025	Sept 2025	Kshs. 5 million	GoK/ Donor
5	Roads sector programmes	Evaluation of the Roads Sector program	Improved road networks	Improve the delivery of roads services	CEC Roads	June 2025	Sept 2025	Kshs. 5 million	GoK/ Donor

## 7.0 LIST OF ANNEXES

## 7.1 ANNEX 1: MIGORI FACT SHEET

Information Category		County Statistics (as at 2022)	National Statistics (as at 2022)
<b>County Area:</b>			
Total area (Km <sup>2</sup> )		2,596.5KM	
Non-arable land (Km <sup>2</sup> )			
Arable land (Km <sup>2</sup> )			
Size of gazetted forests (Ha)		1143.85 Ha	
Size of non-gazetted forests (Ha)		4553 Ha	
Tree cover		34045.69 (10.76%)	12.13%
Approximate forest cover (%)		0.3%	8.83%
Water mass (Km <sup>2</sup> )		523.32	
No. of rivers, lakes and wetlands protected			
Total urban areas (Km <sup>2</sup> )			
No. of quarry sites rehabilitated		1	
No. of climate change adaptation projects/programmes		1	
<b>TOPOGRAPHY AND CLIMATE</b>			
Lowest altitude (metres)		1400m	
Highest (metres)		1900m	
Temperature range:	High <sup>0</sup> C	25.05	
	Low <sup>0</sup> C	15.55	
Rainfall	High (mm)	975	
	Low (mm)	1,650	
Average relative humidity (%)		75.67	
Wind speed (Kilometres per hour/knots)		16.0km/h	
<b>DEMOGRAPHIC PROFILES</b>			
Total population		1,116,436	47,564,296
Total Male population		536,187	23,548,056
Total Female population		580,214	24,014,716
Total intersex Population		35	1,524
Sex ratio (Male: Female)		0.48	0.52
Projected Population	Mid of plan period(2025)	1,292,006	53,330,978
	End of plan period(2027)	1,352,990	55,123,051
Infant population (<1 year)	Female	14,978	552,528
	Male	14,715	552,508
	Inter-sex		38
	Total	26,693	1,105,074
Population under five	Female	90,941	2,986,769
	Male	91,397	3,006,344
	Inter-sex		154
	Total	182,339	5,993,267
Pre- Primary School population (3-5) years	Female		1,860,075
	Male		1,885,132
	Inter-sex		94
	Total		3,745,301
Primary school age group (6-13)years	Female	169,156	6,221,658
	Male	164,236	6,326,711
	Inter-sex		346
	Total	333,392	12,548,715
	Female	76,186	2,599,442
	Male	140,856	6,326,711
	Inter-sex		346
	<b>Total</b>	<b>59,672</b>	<b>2,599,442</b>
Secondary school age group (14 -17) years	Female	<b>59,672</b>	<b>2,599,442</b>
	Male	<b>59,823</b>	<b>2,686,264</b>
	Inter-sex		<b>151</b>
	<b>Total</b>	<b>119,495</b>	<b>5,285,857</b>
<i>School Going Population as per CBC Curriculum</i>			
Pre- Primary School population (3-5) years	Female	52,002	1,860,075
	Male	51,736	1,885,132
	Inter-sex		94
	<b>Total</b>	103,738	3,745,301
Primary school age group (6-12) Years	Female	124,376	4,393,657
	Male	122,951	4,452,031
	Inter-sex		238
	<b>Total</b>	247,327	8,845,926
Junior Secondary School age group (13 - 15) years	Female	<b>50,546</b>	<b>1,801,473</b>

Information Category		County Statistics (as at 2022)	National Statistics (as at 2022)
	Male	50,382	1,859,899
	Inter-sex		102
	<b>Total</b>	<b>100,928</b>	<b>3,661,474</b>
Senior Secondary School age group (16 - 18) years	Female	38,566	1,527,206
	Male	38,440	1,591,302
	Inter-sex		82
	<b>Total</b>	<b>77,006</b>	<b>3,118,590</b>
Youthful population (15-29) years	Female	192,537	6,949,079
	Male	186,801	6,638,497
	Inter-sex		510
	<b>Total</b>	<b>379,336</b>	<b>13,588,086</b>
Women of reproductive age (15 - 49) years			
Labour force (15-65) years	Female	421,835	
	Male	385,415	
	Inter-sex	0	
	<b>Total</b>	<b>807,279</b>	
Aged population(65+)	Female		
	Male		
	Inter-sex		
	<b>Total</b>	<b>36,113</b>	
Population aged below 15 years			
Eligible Voting Population	<b>Name of constituency</b>		
	Rongo	59,181	
	Awendo	55,972	
	Suna east	54,465	
	Suna west	56,686	
	Uriri	65,063	
	Nyatike	73,432	
	Kuria west	62,244	
	Kuria east	41,976	
	<b>Total (county)</b>	<b>469,019</b>	
<b>No. of Urban (Market) Centres with population &gt;2,000</b>			
<b>Urban population (By Urban Centre)</b>			
Migori	71,661		
Awendo	16,815		
Rongo	20,686		
Kehancha	22,188		
Isebania	23,891		
Sori	7,365		
Muhuru bay	4,924		
Rural population	Female		
	Male		
	<b>Total</b>	<b>949,236</b>	
Population Density (persons per km <sup>2</sup> ) by Sub-county	Awendo	255.3	
	Kuria East	187.6	
	Kuria west	395.7	
	Nyatike	676.9	
	Rongo	213.4	
	Suna west	287.5	
	Suna East	205.1	
	Uriri	392.1	
	Migori	2613.5	
Incidence of landlessness (%)			
Percentage of farmers with title deeds (%)	45%		
Mean holding size (in Acres)	3 acres		
Labour force by sector (No.)	Agriculture: Male		
	Female		
	Intersex		
	Rural self-employment:		
	Male		
	Female		
	Intersex		
	Urban self-employment:		
	Male		
	Female		
	Intersex		
	Wage employment: Male		
	Female		
	Intersex		
Unemployment levels (%)	Male		

Information Category		County Statistics (as at 2022)	National Statistics (as at 2022)
	Female		
	Intersex		
	Total		
Total number of households	240,168	12,004,581	
Average household size	4.6	4.8	
Female headed households (%)			
Child headed households (%)	1%		
Children with special needs	Male		
	Female		
	Intersex		
	Total		
Children in labour (No)	Male	10,661	718,099
	Female	10,891	622,000
	Intersex	0	52
	Total	21,552	1,340,151
Number of PWDs	Visual	11,141	333,520
	Hearing	6,065	153,361
	Speech	3,177	111,3555
	Physical	11,064	385,416
	Mental	6,372	212,797
	Other	3,519	139,938
	Total	29,265	916,692
Orphans and Vulnerable children (OVCs) (No.)	Total	8,986	209,396
Number of street Families		405	17,747
Orphanages (No.)			
Rescue centres (No.)		0	
Gender Protection Units (No.)		0	
Correction/rehabilitation facilities (No.)		0	
<b>POVERTY INDICATORS</b>			
Absolute poverty (%)	46%	36%	
Rural poor (%)			
Food poverty (%)	28%		
Contribution to National Poverty (%)			
<b>HEALTH</b>			
Five most common diseases (in order of prevalence)	Confirmed malaria (14.5%)	Upper Respiratory tract infection (26.6%)	
	HIV (13.0%)	Malaria Confirmed cases (5.5%)	
	Upper respiratory tract infection (9.3%)	Disease of the skin (4.7%)	
	Disease of the skin (1.8%)	HIV (4%)	
	Urinary tract infection (1.3%)	Urinary tract infection (3.3%)	
Infant Mortality Rate (IMR)/1000	50/1000 live birth	39/1000 live birth	
Neo-Natal Mortality Rate (NNMR)/1000			
Maternal Mortality Rate (MMR/100,000)	673/100,000 live births	362/100,000 live birth	
Post Neo-Natal Mortality Rate (PNNMR)/1000		20.5/1000 live birth	
Child Mortality Rate (CMR)/1000		41/9/1000 live birth	
Under Five Mortality Rate (U5MR)/1000	82/1000 live birth	52/1000 live birth	
Prevalence of stunting (Height for Age)	26.4%	26*	
Prevalence of wasting (Weight for Height)	4%	4	
Prevalence of underweight (Weight for Age)	8.6%	11.0*	
Life expectancy	50.5	60.6	
	60.6	66.5	
<b>Health Facilities (No.)</b>			
	<b>By Sub-county</b>		
Hospitals	Rongo Sub County		3
	Awendo Sub County		1
	Uriki Sub County		4
	Suna East Sub County		2
	Suna West		7
	Nyatike		5
	Kuria West		6
	Kuria East		3
	Migori County		33
Health Centres	Rongo Sub County		5
	Awendo Sub County		2
	Uriki Sub County		1
	Suna East Sub County		1
	Suna West		2
	Nyatike		1

Information Category		County Statistics (as at 2022)	National Statistics (as at 2022)
	Kuria West	7	
	Kuria East	9	
	Migori County	29	
Dispensaries	Rongo Sub County	6	
	Awendo Sub County	16	
	Uriki Sub County	21	
	Suna East Sub County	14	
	Suna West	15	
	Nyatike	36	
	Kuria West	19	
	Kuria East	16	
Private Clinics	Migori County	143	
	Rongo Sub County	9	
	Awendo Sub County	7	
	Uriki Sub County	4	
	Suna East Sub County	6	
	Suna West	9	
	Nyatike	9	
	Kuria West	18	
Nursing Homes	Kuria East	3	
	Migori County	65	
	Rongo Sub County	3	
	Awendo Sub County	1	
	Uriki Sub County	0	
	Suna East Sub County	0	
	Suna West	0	
	Nyatike	1	
Maternity Bed capacity	Kuria West	1	
	Kuria East	0	
	Migori County	6	
	Rongo Sub County	120	
	Awendo Sub County	60	
	Uriki Sub County	56	
	Suna East Sub County	158	
	Suna West	87	
Youth friendly centres	Nyatike	84	
	Kuria West	129	
	Kuria East	96	
	Migori County	790	
	Rongo Sub County	6	
	Awendo Sub County	5	
	Uriki Sub County	4	
	Suna East Sub County	11	
Health Facility Bed Capacity	Suna West	8	
	Nyatike	10	
	Kuria West	9	
	Kuria East	11	
	Migori County	64	
	Migori County	321	
	Awendo Sub County	245	
	Uriki Sub County	342	
ICU Beds	Suna East Sub County	508	
	Suna West	664	
	Nyatike	509	
	Kuria West	584	
	Kuria East	306	
	Migori County	3479	
	Rongo Sub County	0	
	Awendo Sub County	0	
Doctor/patient ratio	Uriki Sub County	0	
	Suna East Sub County	0	
	Suna West	3* Life Care Hospital	
	Nyatike	0	
	Kuria West	0	
	Kuria East	0	
	Migori County	3	
	Rongo Sub County	0.1	
Doctor/patient ratio	Awendo Sub County	0.1	
	Uriki Sub County	0.0	
	Suna East Sub County	2.8	
	Suna West	0.0	

Information Category		County Statistics (as at 2022)	National Statistics (as at 2022)
	Nyatike		0.0
	Kuria West		0.1
	Kuria East		0.0
	Migori County		0.4
Nurse/patient ratio	Rongo Sub County		4.4
	Awendo Sub County		5.4
	Uriri Sub County		5.2
	Suna East Sub County		12.5
	Suna West		3.0
	Nyatike		4.3
	Kuria West		4.9
	Kuria East		5.2
	Migori County		5.6
Clinical Officers	Rongo Sub County		1.1
	Awendo Sub County		0.9
	Uriri Sub County		1.1
	Suna East Sub County		3.2
	Suna West		0.8
	Nyatike		0.9
	Kuria West		1.4
	Kuria East		1.2
	Migori County		1.3
Laboratory Technicians	Rongo Sub-County		0.5
	Awendo Sub-County		0.6
	Uriri Sub County		0.3
	Suna East Sub County		1.0
	Suna West		0.4
	Nyatike		0.4
	Kuria West		0.5
	Kuria East		0.3
	Migori County		0.5
HIV prevalence (%)	13.0		4
Patients on ARVs (No.)	78,531		1,283,643
Average Distance to Health facility (km)	5		5*
Antenatal Care (ANC) (%)	63		53
Health Facility Deliveries (%)	91		80
Registered traditional herbalists and medicine-men (No.)			
Contraceptive use by women of reproductive age (15-49 yrs) (%)	56		37233
Immunization coverage (%)	92		83
CHVs (No.)	2710		
Crude Birth rate	30.8		27.0
Crude death rate	12.3		10.5
<b>AGRICULTURE, LIVESTOCK &amp; FISHERIES</b>			
<b>Crop Farming</b>			
Average farm size (Small scale) (acres)	1.2Ha (3 Acres)		0.36-1.2 Ha
Average farm size (Large scale) (acres)	5 Acres		69.5 Ha
<b>Main Crops Produced</b>			
Food crops (list) Maize, Sorghum, Millet, Beans, Rice, Sweet potatoes, Cassava, and Cowpeas			
Cash crops (list) Sugar cane, Coffee, Tea, Soybean and Tobacco			
Total acreage under food crops (acres)	60% (42,000. HA) 2019 Census		28,000,000 Ha
Total acreage under cash crops (acres)	40% (32,000 Ha) 2019 Census		
Main storage facilities (Maize cribs, store and warehouses)			
Extension officer farmer ratio	1:1093 ( FAO)		
<b>Livestock Farming</b>			
Number of livestock	Exotic Dairy Cattle		21,062
	Exotic Beef Cattle		8,997
	Indigenous cattle		293,261
	Goats		142,204
	Sheep		70,852
	Camel		0
	Donkey		5,894
	Indigenous Poultry		913,634
	Exotic chicken layers		41,179
	Exotic chicken broilers		17,819
	Beehives		6,176
	pigs		2,922
	Rabbits		3,856
Number of Ranches			
Extension officer famer ratio			
<b>Irrigation Infrastructure</b>			

Information Category		County Statistics (as at 2022)	National Statistics (as at 2022)
Irrigation schemes	Small (<5 Acres)		
	Large (>5 Acres)		
<b>Type of Livestock, Population and Value</b>			
Dairy cattle	Quantity (Total Population)		
	Value (Kshs.)		
Beef cattle	Quantity (Total Population)		
	Value (Kshs.)		
Goat	Quantity (Total Population)		
	Value (Kshs.)		
Sheep	Quantity (Total Population)		
	Value (Kshs.)		
Camel	Quantity (Total Population)		
	Value (Kshs.)		
<b>Livestock Products and Their Value (Annual)</b>			
Milk	Quantity (kg.)	20,560,579	4,6640,864,389
	Value (Kshs.)	1,233,634,740	236,744,350,282
Beef	Quantity (Kgs)	4,545,324.	250,606,504
	Value (Kshs.)	2,045,395,800	115,145,083,586
Mutton	Quantity (Kgs)	814,820	73,062,610
	Value (Kshs.)	407,410,000	39,562,794,217
Chicken meat	Quantity (Kgs)	474,013	50,842,168
	Value (Kshs.)	237,006,500	26,306,931,738
Honey	Quantity (Kg.)	5,936,375	89,288,442
	Value (Kshs.)	2,968,187,500	44,587,601,406
Hides	Quantity (kg.)	121,022	17,265,068
	Value (Kshs.)	96,817,600	13,528,939,434
Eggs	Quantity (Trays)	22,479	1,731,324
	Value (Kshs.)	6,743,700	481,521,071
<b>FISHERIES</b>			
Fish traders (No.)			
Fish farm families (No.)		1,438	70,000
Fishponds (No.)		1,057.	149,000
Fish Tanks (No.)		0	
Area of fishponds (m <sup>2</sup> )		317,100.	3,390,650
Main species of fish catch (list withtonnage)	Nile Tilapia (Aquaculture) (Kgs)	41,297.	14,958,750
	Nile Tilapia (Capture) (Kgs)	51,694.	7,355,000
	Catfish (Aquaculture) (Kgs)	667.	3,390,650
	Catfish (Capture) (Kgs)		6,107,000
	Nile Perch(Kgs)	580,627.	18,974,000.
	Rastrineobola argentea(Omena) (Kgs)	363,938.	54,489,000
	Haplochromis (Fulu) (Kgs)	20,476.	938,000
	Protopterus aethiopicus Kamongo) (Kgs)	1,593.	61,621
	Synodontis (Okoko) (Kgs)	7,095.	
Fishing nets (No.)	Ponds	30	
	Beach Seine	91	1077
	Boat Seine	27	1050
	Gill nets	23,076	233,427
	Small Seine	4898	11673
	Monofilaments nets	3223	27584
	Long lines	533524	3330994
	Cast nets	18	79
	Hand lines	902	2273
	Traps	31	951
	Ponds	30	
No. of fish landing sites		31	545
No. of Beach Management Units		27	
<b>OIL AND MINERAL RESOURCES</b>			
Mineral and Oil potential (explain)			
Ongoing mining and extraction activities (Quarry, sand harvesting, cement etc.)			
<b>FORESTRY</b>			
No. of gazetted forests			
No. of non-gazetted forests			
No. of community forests			
Main forest products (Timber, fuel and poles)			



Information Category		County Statistics (as at 2022)	National Statistics (as at 2022)
Forestry products' value chain development			
Incidences of environmental threats (Loss of biodiversity, drought, floods, Forest fires, Deforestation)			
No. of people engaged in forestry			
Seedling production	Forest Nurseries (No. of seedlings)		
	Private Nurseries (No. of seedlings)		
Quantity of timber produced(m³)			
<b>EDUCATION AND TRAINING</b>			
<b>Pre-Primary School</b>			
No. of ECD centres	1217		
No. of ECD teachers	3448		
Teacher/pupil ratio	1:30		
Total Enrolment	Girls	53248	
	Boys	53383	
Average years of attendance (years)			
<b>Primary Schools</b>			
Number of primary schools			
Number of teachers			
Teacher/pupil ratio			
Total enrolment	Boys		
	Girls		
Dropout rate %			
Enrolment rate %	96.2	88.7	
Retention rate %			
Proportion of communitynearest to public primaryschool	0 – 1Km		
	1.1 – 4.9Km		
	5Km and more		
<b>Special Needs Schools</b>			
Number of Special Needs Schools			
No. of Integrated Schools			
Number of teachers			
Teacher/pupil ratio			
Total enrolment	Boys		
	Girls		
Dropout rate %			
Enrolment rate %			
Retention rate %			
<b>Secondary Schools</b>			
Number of secondary schools			
Number of teachers			
Teacher/student ratio			
Total enrolment	Boys		
	Girls		
Dropout rate %			
Enrolment rate %		91.5	85.7
Vocational Training Centres	No.		
	Enrolment		
	Attendance		
Tertiary Education (accreditedpublic and private)	No. of TVETS		
	No. of universities		
	Enrolment (desegregate by sex)		
	Attendance		
Adult Literacy	Number of adult literacy centres		
	Enrolment	515	19227
	Attendance		
Literacy rate (%)	Male		
	Female		
	Total		
Ability to read	Can read (%)		
	Cannot read (%)		
Ability to write	Can write (%)		
	Cannot write (%)		
Ability to read and write	Can read and write (%)		
	Cannot read and write (%)		
Percentage of schools withaccess to:	Electricity		
	Internet		
	Computers		
<b>TOURISM AND WILDLIFE</b>			

Information Category		County Statistics (as at 2022)	National Statistics (as at 2022)
Hotels by category (No.)	Five star	0	
	Four star	0	
	Three star	0	
	Two star	0	
	One star	0	
	Unclassified		
Hotel bed capacity by category(No.)	Five star	0	
	Four star	0	
	Three star	0	
	Two star	0	
	One star		
	Unclassified		
Animal Types ((No.)	Elephants	0	
	Rhino	0	
	Lion	0	
	Leopards	0	
	Others	0	
Number of Wildlife Conservation Areas (No.)	Game parks	0	
	Reserves	0	
	Conservancies	0	
	Game ranches	0	
Number of tourists visiting attraction sites, annually (No.)	Domestic		
	Foreign		
Museums (list)			
NONE			
Heritage and Cultural sites (No.)	1		
<b>Social amenities</b>			
Talent Academies (No.)	1 private		
Sports stadia (No.)	5		
Libraries /information documentation centres (No.)	0		
Social halls/Recreation Centres (No)	1		
Public Parks (No)	0		
<b>FINANCIAL SERVICES</b>			
<b>Number of co-operative societies</b>			
Active cooperative societies (No.)	47		
Dormant cooperatives societies (No.)	275		
Collapsed Cooperatives (No.)	0		
Total Registered Membership (No.)			
Commercial banks (No.)			
Micro-finance Institutions (No.)			
Mobile money agents (No.)			
Village Savings and Loan Associations (No.)			
<b>Community Organizations/Non-State Actors</b>			
Public Benefits Organizations(PBOs)	NGOs		
	CBOs		
	FBOs		
	special interest groups		
<b>BLUE ECONOMY</b>			
Total Area under marine protection	0		
Total area of marine reserves	0		
<b>ENVIRONMENTAL MANAGEMENT</b>			
Volume of solid waste generated: Daily/Annual	351 tonnes/daily		
Volume of solid waste collected & Disposed: Daily/Annual	351 tonnes/daily		
Proportion of waste recycled	0		
No. of Material Recovery Facilities	0		
No. of Waste Management Facilities	0		
<b>WATER AND SANITATION</b>	0		
Households with access to piped water (No.)	6430	1,216,345	
Households with access to portable water (No.)	106,684	7,803,875	
Permanent rivers (No.)	74,298	2,023,227	
Bottled water	3,096	337,204	
Protected Shallow wells (No.)	26,433	743,012	
Unprotected Shallow wells(No.)	10,478	313,118	
Protected springs (No.)	22,623	855,055	
Un-protected springs (No.)	15,717	289,033	
Ponds (No.)	5,716	192,689	
Dams/Lake/Water pan (No.)	17,384	397,420	
Boreholes (No.)	19,289	1,192,259	
Distribution of Households by Main Source of water (%)	Piped into dwelling	1.2%	10.1%
	Piped into plot and stand pipe	4.5%	24%
	Bottled water	1.3%	2.8%
	Rain/harvested	10.4%	3.9%

Information Category		County Statistics (as at 2022)	National Statistics (as at 2022)
	Borehole	8.1%	9.9%
	Protected well	11.1%	7%
	Protected spring	9.5%	7.1%
	Unprotected well	4.4%	2.6%
	Unprotected spring	6.6%	2.4%
	Stream	31.2%	16.8%
	Water Vendor	2%	8.5%
	Pond	2.4%	1.6%
	Lake/Dam	7.3%	3.3%
Water supply schemes (No.)	7		
Average distance to nearest water point (km)			
Households' distribution by time taken (minutes, one way) to fetch drinking water:	0		
	1-4		
	5-14		
	15-29		
	30-59		
	60+		
No. of Water Resource User Associations (WRUA) Established	9		
Mode of Human Waste Disposal(percent)	Main sewer	0.5%	9.7%
	Septic tank	1.7%	9.2%
	Cess pool	0.2%	0.3%
	Bio septic tank/digester	0.1%	0.2%
	VIP Latrine	10.3%	11.9%
	Covered pit latrine	62.2%	51.2%
	Uncovered Pit Latrine	15%	9.4%
	Bucket	0.6%	0.8%
	Open bush	9.4%	7.4%
Community distribution by type of waste/garbage disposal(percent):	Collected by local Authority	1.8	6.3%
	Collected by Private firm	0.9	8.8%
	Garbage pit/compost	26.7%	18.4%
	Burning in a pit	15.5%	14.9%
	Burning in the open	30.6%	27.1%
	Public garbage heap/the street	3.3%	2.4%
	Farm Garden	10%	8.4%
	Buried	4.9%	3.2%
	Dumped in the latrine	6.1%	3.6%
	Neighbourhood	0.2%	6.9%
	Community group		
<b>ENERGY</b>			
Households with electricity connection (prop.)	23.3%	50.4%	
% of trading centres connected with electricity			
HHs distribution by maincooking fuel	Electricity	0.6%	0.9%
	Gas (LPG)	6.8%	23.9%
	Biogas	0.5%	0.5%
	Solar	0.3%	0.2%
	Paraffin	1.3%	7.8%
	Firewood	71.3%	55.1%
	Charcoal	19.2%	11.6%
HHs distribution by mainlighting fuel	Electricity	23.3%	50.4%
	Gas (LPG)	0.2	0.2%
	Biogas	0	0
	Solar	44.9%	24.5%
	Paraffin	9.3%	6.9%
	Tin lamp	17.3%	9.6%
	Fuel wood	0.8%	2.8%
	Dry cell	0.7%	3.8%
	Candle	2%	1.3%
Battery(car/charged)	1.5%	0.4%	
Generator	0	0.1%	
<b>HOUSING</b>			
Type of Housing	Permanent (%)		
	Semi-permanent (%)		
Roofing material	Iron Sheets (%)	94.1	
	Grass thatched (%)	0.2	
	Tiles (%)	0.1	
	Grass/twigs (%)	2.5	
	Makuti/Thatch (%)	0.2	
	Dung/Mud (%)	0.9	
	Tin cans (%)	0.2	
	Asbestos sheet (%)	1.0	

Information Category		County Statistics (as at 2022)	National Statistics (as at 2022)
	Concrete/cement (%)	0.5	
	Decra/versatile (%)	0.4	
	Nylons/cartons/cardboard (%)	0.1	
Housing wall	Bricks (%)		
	Mason stones (%)		
	Mud (%)		
Floor type	Cement (%)		
	Earthen (%)		
	Clay (%)		
<b>INFRASTRUCTURE</b>			
<b>Road Length</b>			
	Bitumen surface (km)	200	
	Gravel surface (km)	3,000	
	Earth surface (km)	4,000	
	Foot bridges (No.)	10	
	Box Culverts (No.)	31	
	Railway line (km)	-	
	Railway stations (No.)	-	
	Major bus parks (No.)	6	
	Lorry parks (No.)	3	
	Operational Airports (No.)	-	
	Operational Airstrips (No.)	3	
<b>Telecommunication</b>			
	Number of telephone connections		
	% of county covered by CDMA wireless		
	Mobile network coverage (%)		
	Proportion of population with internet/broadband connectivity		
	Private couriers (No.)		
	Post Offices (No.)		
	Licensed stamp vendors (No.)		
<b>TRADE AND INDUSTRY</b>			
	Trading centres (with >2000 population) (No.)		
	Registered retail traders (No.)		
	Registered wholesale traders (No.)		
	Jua kali Associations (No.)		
	Major industries (No.)		
	Micro, Small and Medium Enterprise (No.)		
	Flood lights/street lights (No.)		
	No of Market Stalls		
<b>Disaster Management</b>			
	Fire engines (No)	1	
	Fire stations (No)	1	
	Fire fighters (No)	25	
	Ambulance (No)	9	

## 7.2 ANNEX 2: COMMUNITY PROPOSALS BY SECTOR, SUB-COUNTY AND WARD 7.2.1 AGRICULTURE, LIVESTOCK PRODUCTION, VETERINARY SERVICES AND FISHERIES

### KURIA WEST SUB COUNTY

#### TAGARE WARD

Project name	Location/Sub-location	Description of Activities	Source of funding	Timeframe	Implementing Agency
Bee keeping	ward wide	Establishment	COG/GOK/Development partners	2023-2028	County Government of Migori
Dairy cow programme	Mabera, Ngisiru, Nyankore and Nyangoge	Provision	COG/GOK/Development partners	2023-2028	
Farm inputs Subsidy	Mabera, Ngisiru, Nyankore and Nyangoge	Provision	COG/GOK/Development partners	2023-2028	
Poultry keeping	Mabera and Nyangoge	Provision	COG/GOK/Development partners	2023-2028	
Fruits seedlings	Mabera	Provision	COG/GOK/Development partners	2023-2028	
Cattle dip	Ngisiru, Nyankore and Nyangoge	Provision	COG/GOK/Development partners	2023-2028	
Artificial insemination	ward wide	Provision	COG/GOK/Development partners	2023-2028	
Sweet potatoes	ward wide	Provision	COG/GOK/Development partners	2023-2028	
Groundnuts seedlings	ward wide	Provision	COG/GOK/Development partners	2023-2028	
Sorghum seedlings	ward wide	Provision	COG/GOK/Development partners	2023-2028	
Coffee farming program	Nyankore and Nyangoge	Provision	COG/GOK/Development partners	2023-2028	
Ploughing tractors	ward wide	Provision	COG/GOK/Development partners	2023-2028	
Promo culture	ward wide	Provision	COG/GOK/Development partners	2023-2028	
Green house	ward wide	Provision	COG/GOK/Development partners	2023-2028	
Fish ponds	ward wide	Provision	COG/GOK/Development partners	2023-2028	

#### MASABA WARD

Project name	Location/ Sub-location	Description of Activities	Source of funding	Timeframe	Implementing Agency
Dairy cows	Kurutiyange, Kombe	Provide to the farmers	COG/GOK/Development partners	2023-2028	County Government of Migori
Fish ponds	kurutiyange	Supplying fingerlings and establishment of twenty fish ponds	COG/GOK/Development partners	2023-2028	
Poultry keeping	Kurutiyange, Bugumbe central	provision	COG/GOK/Development partners	2023-2028	
Bee keeping	kurutiyange	Provision of bee-hives	COG/GOK/Development partners	2023-2028	
Farmer co-operatives	kurutiyange	Provision of loans	COG/GOK/Development partners	2023-2028	
Tree planting and tree seedlings	Kurutiyange, Kombe	Established	COG/GOK/Development partners	2023-2028	
Tissue culture for bananas	Bugumbe central	Established	COG/GOK/Development partners	2023-2028	
Cattle dip	Bugumbe central, Bugumbe north	Constructed	COG/GOK/Development partners	2023-2028	
Fish pond	Bugumbe central, Bugumbe north	Construction	COG/GOK/Development partners	2023-2028	
Produce collection centers	Bugumbe north	Construction	COG/GOK/Development partners	2023-2028	
Irrigation schemes around water pans	Bugumbe north, Bugumbe north	Facilitation	COG/GOK/Development partners	2023-2028	
Artificial insemination center	Bugumbe north	Facilitate	COG/GOK/Development partners	2023-2028	

Project name	Location/ Sub-location	Description of Activities	Source of funding	Timeframe	Implementing Agency
Milk cooling plant	Bugumbe north	Provision	COG/GOK/Development partners	2023-2028	
Grants, trainings and general support for co-operatives	Bugumbe north	Facilitated	COG/GOK/Development partners	2023-2028	
Green houses for tomatoes	Bugumbe north	Provision	COG/GOK/Development partners	2023-2028	
Farm inputs	Kombe	Provision	COG/GOK/Development partners	2023-2028	
Extention Officers	Wardwide	Employment of extension officers	COG/GOK/Development partners	2023-2028	

**BUKIRA EAST WARD**

Project Name	Location / Sub-Location	Description of Activities	Source of funding	Timeframe	Implementing Agency
Sweet Potato Seedlings	Taranganya	Provision	COG/GOK/Development partners	2023-2028	County Government of Migori
Dairy Cow	Kaa na Watu	Provision	COG/GOK/Development partners	2023-2028	
Cattle Dip	Taranganya	Construction and Equipment	COG/GOK/Development partners	2023-2028	
Subsidized Farm Inputs	Taranganya	Provision	COG/GOK/Development partners	2023-2028	
Dairy Cows	Taranganya	Provision	COG/GOK/Development partners	2023-2028	
Subsidized Farm Inputs	Igena	Provision	COG/GOK/Development partners	2023-2028	
Recruitment of Agricultural Extension Officers	Igena	Staffing	COG/GOK/Development partners	2023-2028	
Cattle Dip	Igena	Construction and Equipment	COG/GOK/Development partners	2023-2028	
Paultry feed, hatchery and chicks Green houses and horticultural seeds	Nyatechi	Provision	COG/GOK/Development partners	2023-2028	
Green houses and horticultural seeds	Nyatechi	Construction and Provision	COG/GOK/Development partners	COG/GOK/Development partners	
Subsidized farm inputs	Nyatechi	Provision	COG/GOK/Development partners	2023-2028	
Fingerlings and fish pond construction	Nyatechi	Construction and provision	COG/GOK/Development partners	2023-2028	
Modern bee hives	Nyatechi	Provision	COG/GOK/Development partners	2023-2028	
Fruit seedlings	Nyatechi		COG/GOK/Development partners	2023-2028	
Dairy Cows	Igena	Provision	COG/GOK/Development partners	2023-2028	
Fish Ponds	Igena	Construction and Equipment	COG/GOK/Development partners	2023-2028	

**MAKERERO WARD**

Project Name	Location / Sub-Location	Description of Activities	Source of funding	Timeframe	Implementing Agency
Introduction Of Sorghum, Coffee, Greenhouses And Sunflower	wardwide	Provision and Supply of Banana,Cassava and ovacado seedlings to the farmers	COG/GOK/Development Partners	2023-2028	County Government Of Migori
Provision Of Loans To Farmers	wardwide	Provision	COG/GOK/Development Partners	2023-2028	
Agricultural Extension Services	wardwide	Provision	COG/GOK/Development Partners	2023-2028	
Dam	Reburigiria, Nyangiti Kombotele, Kwiribirabi, Gwichiro	Construction	COG/GOK/Development Partners	2023-2028	
Gwitagito Cattle Dip	Nyangiti	Construction,	COG/GOK/Development Partners	2023-2028	

Project Name	Location / Sub-Location	Description of Activities	Source of funding	Timeframe	Implementing Agency
Soil Conservation	Wardwide		COG/GOK/Development Partners	2023-2028	
Daily Cows	Nyangiti	Supply	COG/GOK/Development Partners	2023-2028	
Cattle Dip	Nyangiti, Kwiribirabi ,Bogere,Makerero, and Nyametaburo	Supply	COG/GOK/Development Partners	2023-2028	
Chucken Farming	Nyametaburo	Supply Of Chicken	COG/GOK/Development Partners	2023-2028	
Dairy Farming	Wardwide		COG/GOK/Development Partners	2023-2028	
Maize Drier	Nyametaburo	Supply Of Machine	COG/GOK/Development Partners	2023-2028	
Milk Cooler	Masebe, Nyametaburo, taragwiti, Nyangiti	Supply Of Machine	COG/GOK/Development Partners	2023-2028	
Bee Keeping	Wardwide	Supply Of Bee Hive	COG/GOK/Development Partners	2023-2028	
Fisheries	Nyametaburo, Komosasa, Bogere, Nyahutiria, isibania Kenyangoko, Gwichero,Kemoroa Weikena, Kengori, Sorore, Nyasese, Bingutwi and Kombota	Supply Of Fingerlings	COG/GOK/Development Partners	2023-2028	
Crop Farming	Wardwide	Supply of Banana,Cassava and ovacado	COG/GOK/Development Partners	2023-2028	
Artificial insemination	Wardwide	Provision of AI(Artificial insemination)	COG/GOK/Development Partners	2023-2028	
Poultry Farming	Wardwide	Provision of Poultry to the farmers and incubators to the farmers in the ward	COG/GOK/Development Partners	2023-2028	
Rabbit Farming	Wardwide	Provision of Rabbits	COG/GOK/Development Partners	2023-2028	
Fish Ponds	Komosasa, Bogere, Nyahutiria, isibania Kenyangoko, Gwichero,Kemoroa Weikena, Bingutwi and Kombota	Construction of Fish Ponds	COG/GOK/Development Partners	2023-2028	

**BUKIRA CENTRAL WARD**

Project Name	Location/sub location	Description of Activities	Source of funding	Timeframe	Implementing Agency
Cattle dip	Bukira north,gwikonge,komomange	construction	COG/GOK/Development partners	2023-2028	County Government of Migori
Fishery	Gwikonge	Supply	COG/GOK/Development partners	2023-2028	
Dairy and poultry farming	Komasincha and north bukira	Provision	COG/GOK/Development partners	2023-2028	
Farms inputs	Bukira central, Ikerege,	Supply iof fertilizers and seeds	COG/GOK/Development partners	2023-2028	
Co-operative society	Burkira North,Komomange		COG/GOK/Development partners	2023-2028	
Dams	Bukira North,Nakweri Nyabukarange, Kogetura,Nyakwiri	Construction Completion	COG/GOK/Development partners	2023-2028	

**ISEBANIA WARD**

Project name	Location/Sub-location	Description of Activities	Source of funding	Timeframe	Implementing Agency
Farm inputs	Isebania	Provision of farm inputs	COG/GOK/Development partners	2023-2028	County Government of Migori
Fish pond	Isebania	Construction	COG/GOK/Development partners	2023-2028	

*Migori County Integrated Development Plan (2023 – 2027)*

Extension officers	Isebania	Deployment	COG/GOK/Development partners	2023-2028	
Dairy cows	Isebania	Provision of dairy cows	COG/GOK/Development partners	2023-2028	
Drainage System	Isebania	Redesigning of drainage system	COG/GOK/Development partners	2023-2028	
Cattle dips	Nyamwini, Bukumburi	Construction	COG/GOK/Development partners	2023-2028	
Poultry products	Isebania	Provision of poultry products	COG/GOK/Development partners	2023-2028	
Waste Management	Isebania	Purchase of tractor for waste collection	COG/GOK/Development partners	2023-2028	
Seedlings	Isebania	Provision of seedlings to all public institutions	COG/GOK/Development partners	2023-2028	

**NYAMOSENSE KOMOSOKO WARD**

Project name	Location/Sub-location	Description of Activities	Source of funding	Timeframe	Implementing Agency
Cattle dips	Karamu, Remyamangwe, Nyankoba	Construction of dips	COG/GOK/Development partners	2023-2028	County Government of Migori
Supply of Farm inputs (Fertilizers and seeds, Cassava, Onions, Napier grass, Sorghum and Pineapple )	Wardwide	Supply	COG/GOK/Development partners	2023-2028	
Construction of Ponds	B/South	Construction	COG/GOK/Development partners	2023-2028	
Bee hive	B/South	Supply	COG/GOK/Development partners	2023-2028	
Poultry	B/South	Supply	COG/GOK/Development partners	2023-2028	
Dairy Cows	Wardwide	Provision of improved dairy cows	COG/GOK/Development partners	2023-2028	
Fish Ponds in B/south	B/South	Construction	COG/GOK/Development partners	2023-2028	
Fingering	B/South	Provision	COG/GOK/Development partners	2023-2028	
Coffee seedlings	B/South	Provision	COG/GOK/Development partners	2023-2028	
Sweet potato vines	B/South	Provision	COG/GOK/Development partners	2023-2028	
Sun flower	B/South	Provision	COG/GOK/Development partners	2023-2028	
Cooperatives	B/South	Reviving of Masini Cooperative Society	COG/GOK/Development partners	2023-2028	
Beans	B/South	Provision	COG/GOK/Development partners	2023-2028	
Avocado	B/South	Provision of grafted avocado seed	COG/GOK/Development partners	2023-2028	

**KURIA EAST SUB COUNTY  
NTIMARU WEST WARD**

Project name	Location/Sub-location	Description of Activities	Source of funding	Timeframe	Implementing Agency
Avocado sSeeds	Ward wide	Provision	COG/GOK/Development partners	2023-2028	County Government of Migori
Tractor Hire Services	Ward wide	Hiring	COG/GOK/Development partners	2023-2028	
Farm Pesticides	Ward wide	Provision	COG/GOK/Development partners	2023-2028	
Community Cattle Deep	Ward wide	Provision	COG/GOK/Development partners	2023-2028	
Mordern Nyabikondo Factory Coffee Drying Beds-Gitungi Factory	Ward wide	Provision	COG/GOK/Development partners	2023-2028	
Gitungi Coffee & Nyabikondo Factory With Modern Equipment's	Ward wide	Equipping	COG/GOK/Development partners	2023-2028	



Project name	Location/Sub-location	Description of Activities	Source of funding	Timeframe	Implementing Agency
Factory At Gitungi With Modern Equipment's	Ward wide	Equipping	COG/GOK/Development partners	2023-2028	
Potatoe factory	Ntimaru West	Installation and Operationalization	COG/GOK/Development partners	2023-2028	
Fish Ponds	Ntimaru west	Provision	COG/GOK/Development partners	2023-2028	
Dairy Cows	Wardwide	Provision	COG/GOK/Development partners	2023-2028	

**NYABASI EAST WARD**

Project Name	Location / Sub-Location	Description of Activities	Source of funding	Timeframe	Implementing Agency
Potato Vines	Nyabasi North	Provision	COG/GOK/Development partners	2023-2028	County Government of Migori
Modern Bee Hives	Nyabasi North	Provision	COG/GOK/Development partners	2023-2028	
Poultry Feed, Hatchery and Chicks	Nyabasi North	Provision	COG/GOK/Development partners	2023-2028	
Farm Inputs	Nyabasi North	Provision	COG/GOK/Development partners	2023-2028	
Slaughter House	Nyabasi East	Construction and Equipment	COG/GOK/Development partners	2023-2028	
Sweet Potatoes Value Addition Plant	Nguruna	Construction and Equipment	COG/GOK/Development partners	2023-2028	
Dairy Cattle	Wardwide	Provision	COG/GOK/Development partners	2023-2028	
Subsidized Farm Inputs	Nguruna	Provision	COG/GOK/Development partners	2023-2028	
Poultry Feed, Hatchery and Chicks	Nguruna	Provision	COG/GOK/Development partners	2023-2028	
Subsidized Farm Inputs	Nyabasi Central	Provision	COG/GOK/Development partners	2023-2028	
Geological Laboratory	Nyabasi Central	Construction and Equipment	COG/GOK/Development partners	2023-2028	
Dairy Cattle	Nyabasi Central	Provision	COG/GOK/Development partners	2023-2028	
Modern Bee Hives	Nyabasi Central	Provision	COG/GOK/Development partners	2023-2028	
Poultry Feed, Hatchery and Chicks	Wardwide	Provision	COG/GOK/Development partners	2023-2028	
Fish Ponds	Nyabasi Central	Construction and Equipment	COG/GOK/Development partners	2023-2028	
Fingerlings	Nyabasi Central	Provision	COG/GOK/Development partners	2023-2028	
Maize Miller	Nyabasi Central	Construction and Equipment	COG/GOK/Development partners	2023-2028	
Coffee seedlings	Nyambeho	Provision	COG/GOK/Development partners	2023-2028	
Farm inputs	Nyambeho	Provision	COG/GOK/Development partners	2023-2028	
Green houses and horticultural seeds	Nyambeho	Construction and Provision	COG/GOK/Development partners	2023 -2028	
Green houses and horticultural seeds	Kioruba	Construction and Provision	COG/GOK/Development partners	2023 -2028	
Dairy Cows	Wardwide	Provision	COG/GOK/Development partners	2023 -2028	

**NYABASI WEST WARD**

Project Name	Location / Sub-Location	Description of Activities	Source of funding	Timeframe	Implementing Agency
Water pan	Sanchawa, Maeta	Construction	COG/GOK/Development partners	2023-2028	County Government of Migori
Farm Co.	Maeta	Rehabilitation Funding operationalization	COG/GOK/Development partners	2023-2028	
Nyabosongo cooperative	Tebesi	Fencing	COG/GOK/Development partners	2023-2028	

*Migori County Integrated Development Plan (2023 – 2027)*

Dairy breeds	Ward-wide	Supply	COG/GOK/Development partners	2023-2028	
Cattle Dips	Kebaroti, Tebesi, Maeta, Komotobo, Nyabasi south, Nyabasi west	Construction	COG/GOK/Development partners	2023-2028	
Farm inputs	Ward Wide	Supply	COG/GOK/Development partners	2023-2028	
Maeta co-operative Bukuria Coffee Cooperative society	Maeta	Renovation, Fencing and Funding	COG/GOK/Development partners	2023-2028	

**GOKEHARAKA WARD**

Project Name	Location/Sub-location	Description of Activities	Source of funding	Timeframe	Implementing Agency	Remarks
Dairy cattle	Ward wide	Supply of dairy cattle to farmers	COG/GOK/Development partners	2023-2028	County government of Migori	Subject to availability of funds
Cattle dips	Masangora, Nyamekoma, Nyamranya & Nyamotambe	Construction	COG/GOK/Development partners	2023-2028		
Water dam	Masangora/Sibori	Construction	COG/GOK/Development partners	2023-2028		
Farm inputs	Ward wide	Supply of farm inputs	COG/GOK/Development partners	2023-2028		
Slaughter house in markets	Masangora, Ngukumahando & Gokeharaka	Construction	COG/GOK/Development partners	2023-2028		
Bee keeping & poultry farming	Wardwide	Construction & equipping	COG/GOK/Development partners	2023-2028		
Fish Ponds & industries	Wardwide	Rehabilitation	COG/GOK/Development partners	2023-2028		

**NTIMARU EAST WARD**

Project Name	Location/Sub-location	Description of Activities	Source of funding	Timeframe	Implementing Agency
Farm Equipment	Itongo	Provision	COG/GOK/Development partners	2023-2028	County Government of Migori
Wangirabose Coffee store	Wangirabose	Construction	COG/GOK/Development partners	2023-2028	
Dairy Cows	-Wangirabose -Itongo	Provision	COG/GOK/Development partners	2023-2028	
Artificial insemination services (AI)	Itongo	Provision	COG/GOK/Development partners	2023-2028	
Dairy Cattle	Itongo, Wangirabose	Provision	COG/GOK/Development partners	2023-2028	
Cattle Dip	Siabai	Construction	COG/GOK/Development partners	2023-2028	
Tractor at Siabai	Siabai, Wangirabose	Provision	COG/GOK/Development partners	2023-2028	
Farm Subsidy Inputs	Wangirabose	Provision	COG/GOK/Development partners	2023-2028	
Machne Stores & Coffee driers	Wangirabose and Nyakongo	Construction	COG/GOK/Development partners	2023-2028	
Bee Keeping	Taragai	Establishment	COG/GOK/Development partners	2023-2028	
Poultry farming products	Taragai	Provision	COG/GOK/Development partners	2023-2028	
CBO Empowerment at Wangirabose	Wangirabose	Empowerment programs	COG/GOK/Development partners	2023-2028	
Milk Cooler	Taragai	Purchase	COG/GOK/Development partners	2023-2028	
Chiks hatching Incubator, solar Panel eggs, vaccines and paultry house	Taragai	Purchase and Construction	COG/GOK/Development partners	2023-2028	
Sweet Potatoe vines	Wangirabose	Purchase	COG/GOK/Development partners	2023-2028	
Coffee nursery and coffee seedlings and Driers	Wangirabose	Establishment and purchase	COG/GOK/Development partners	2023-2028	

**SUNA EAST SUB COUNTY**

**KWA WARD**

Project name	Location/Sub-location	Description of Activities	Source of funding	Timeframe	Implementing Agency
Cattle dip	Sagegi A, Kojea, Remo, Rabuor, God Ngoche and Ogwedhi	Construction	COG/GOK/Development partners	2023-2028	County Government of Migori
Dam	Nyatira, Kwa and Sagegi	Construction	COG/GOK/Development partners	2023-2028	
Fish ponds	Wardwide	Construction	COG/GOK/Development partners	2023-2028	
Hybrid cattle	Wardwide	Provision	COG/GOK/Development partners	2023-2028	
Tractor drawn plough	Wardwide	Provision	COG/GOK/Development partners	2023-2028	
Suna-Rabuor farmers' cooperative	Wardwide	Formation	COG/GOK/Development partners	2023-2028	
Farm inputs	Wardwide	Provision of Fertilizer and seeds	COG/GOK/Development partners	2023-2028	
Banana tissue culture	Wardwide	Provision	COG/GOK/Development partners	2023-2028	
Poultry farming	Wardwide	Construction	COG/GOK/Development partners	2023-2028	
Irrigation machines	Wardwide	Provision	COG/GOK/Development partners	2023-2028	
New hatching machines	Kwa	Provision	COG/GOK/Development partners	2023-2028	
Milk processing plant at Opassi market	Kwa	Establishing	COG/GOK/Development partners	2023-2028	
Pineapple suckers, Avocado seeds, Cassava seeds, Potato seeds and Soya beans seeds.	Kwa	Establishing	COG/GOK/Development partners	2023-2028	
Dairy cattle	Sagegi A, Ogwedhi and God Ngoche	Provision	COG/GOK/Development partners	2023-2028	
Cereal board and Store	Ogwedhi, Ongalo Biro and God Ngoche	Construction	COG/GOK/Development partners	2023-2028	
Construction of Cereal store	Sagegi A	Cereal store at Ogwedhi	COG/GOK/Development partners	2023-2028	
Poultry keeping	Sagegi A	Provision	COG/GOK/Development partners	2023-2028	

**GOD JOPE WARD**

Project Name	Location/sub location	Description of Activities	Source of funding	Timeframe	Implementing Agency
Farm inputs	Entire ward	supply	COG/GOK/Development partners	2023-2028	County Government of Migori
Green house	Riat center, Osingo and kakinene	construction	COG/GOK/Development partners	2023-2028	
Fingerlings and fish pond	Entire ward	Supply	COG/GOK/Development partners	2023-2028	
Chicks hatchery machine	Entire ward	provision	COG/GOK/Development partners	2023-2028	
Dam	Wath Lwanda Godjope	construction	COG/GOK/Development partners	2023-2028	
Bee hives	Entire ward	provision	COG/GOK/Development partners	2023-2028	
Ploughing Tractor	God Jope	Purchase of Ploughing tractors	COG/GOK/Development partners	2023-2028	
Extension officers	Wardwide	construction	COG/GOK/Development partners	2023-2028	
Dairy cows and seedlings	God jope ward	Provision	COG/GOK/Development partners	2023-2028	

**SUNA CENTRAL WARD**

Project Name	Location/Sub-location	Description of Activities	Source of funding	Timeframe	Implementing Agency
Farm inputs	Wardwide	Supply fertilizer and hybrid seeds	COG/GOK/Development partners	2023-2028	County Government of Migori
Aquaculture	Wardwide	Provision of fish fingerlings and fish feeds	COG/GOK/Development partners	2023-2028	
Dairy cattle	Wardwide	Construction	COG/GOK/Development partners	2023-2028	
Poultry products	Wardwide	Poultry products - provision of chicken	COG/GOK/Development partners	2023-2028	
Artificial Insemination (AI)	Wardwide	Supply and New, Animal vaccine, drugs	COG/GOK/Development partners	2023-2028	
Horticulture	Wardwide	Supply of horticultural products	COG/GOK/Development partners	2023-2028	
Dairy Cows	Wardwide	Distribution of dairy cows	COG/GOK/Development partners	2023-2028	
Training	Wardwide	Training and capacity building for farmers	COG/GOK/Development partners	2023-2028	
Tissue culture	Wardwide	Distribution	COG/GOK/Development partners	2023-2028	
Extension officers	Wardwide	Extension officers, employment to serve	COG/GOK/Development partners	2023-2028	
Bee keeping	Wardwide	Establishment	COG/GOK/Development partners	2023-2028	
Value Addition Centre	Wardwide	Construction	COG/GOK/Development partners	2023-2028	

**KAKRAO WARD**

Project Name	Location/Sub-location	Description of Activities	Source of funding	Timeframe	Implementing Agency
Poultry farming & bee keeping	Nyabisawa, Nyamanga, Tingna & Kasembo	Construction & equipping	COG/GOK/Development partners	2023-2028	County government of Migori
Artificial insemination (AI)	Wardwide	Implementation	COG/GOK/Development partners	2023-2028	
Cattle dips	Kikomo, Nyabisawa, Nyamanga, Nyarongi, Anjengo & Magina	Construction Purchase of land	COG/GOK/Development partners	2023-2028	
Food factories; potatoes, mangoes cassava etc	Suna Otacho	Construction & equipping	COG/GOK/Development partners	2023-2028	
Farming (FIAP PROGRAM)	Nyarongi & Anjengo	Farm inputs subsidies Provision of improved dairy cattle, improved seedlings e.g., avocado, potatoes, pawpaw, mango etc.	COG/GOK/Development partners	2023-2028	
Fish ponds	Bonda fish pond project Nyamasongo Wi-arot fish farming	Construction & equipping Supply of fish fingerlings	COG/GOK/Development partners	2023-2028	
Duya dam	Anjengo	Supply of fish fingerlings Establishment of Agricultural Resource Centre	COG/GOK/Development partners	2023-2028	
Extension officers	Nyabisawa	Deployment	COG/GOK/Development partners	2023-2028	
Farm inputs	Nyabisawa	Supply	COG/GOK/Development partners	2023-2028	
Improved food crop seedlings	Nyabisawa	Supply	COG/GOK/Development partners	2023-2028	
Improved dairy cattle	Nyabisawa	Supply	COG/GOK/Development partners	2023-2028	
PWDS	Ward wide	Supply of fertilizer	COG/GOK/Development partners	2023-2028	

**SUNA WEST SUB COUNTY**

**WASIMBETE WARD**

Project name	Location/ Sub-location	Description of Activities	Source of funding	Timeframe	Implementing Agency
Fertilizer subsidy	Wardwide	provision	COG/GOK/Development partners	2023-2028	County Government of Migori
Cassava farming	Wardwide	Provide cassava cuttings	COG/GOK/Development partners	2023-2028	
Maize milling	Wardwide	New plant	COG/GOK/Development partners	2023-2028	
Fruit farming	Wardwide	Provide grafted seedlings	COG/GOK/Development partners	2023-2028	
Dairy cows and bulls	Wardwide	provision	COG/GOK/Development partners	2023-2028	
Poultry farming	Wardwide	Establishment	COG/GOK/Development partners	2023-2028	
Bee keeping	Wardwide	initiating	COG/GOK/Development partners	2023-2028	
Fish ponds	Wardwide	construction	COG/GOK/Development partners	2023-2028	
Farm inputs	Wardwide	provision	COG/GOK/Development partners	2023-2028	
FIAP Provision	Wardwide	provision	COG/GOK/Development partners	2023-2028	
Bean production	Wardwide	Promoting	COG/GOK/Development partners	2023-2028	
Pond liners	Wardwide	Provision of fish ponds	COG/GOK/Development partners	2023-2028	

**WASWETA II WARD**

Project Name	Location / Sub-Location	Description of Activities	Source of funding	Timeframe	Implementing Agency
Dairy Farming Coolant	Wasweta 2	Provision	COG/GOK/Development partners	2023-2028	County Government of Migori
Irrigation	Wasweta 2	Provision	COG/GOK/Development partners	2023-2028	
Potato Vines	Wasweta 2	Provision	COG/GOK/Development partners	2023-2028	
Dairy Cattle	Wasweta 2	Provision	COG/GOK/Development partners	2023-2028	
Subsidized Farm Inputs	Wasweta 2	Provision	COG/GOK/Development partners	2023-2028	
Fish Ponds	Wasweta 2	Construction and Equipment	COG/GOK/Development partners	2023-2028	
Tissue Culture Banana Seedlings	Wasweta 2	Provision	COG/GOK/Development partners	2023-2028	
Poultry Feed, Hatchery and Chicks	Wasweta 2	Provision	COG/GOK/Development partners	2023-2028	
Subsidized Farm Inputs	Sagero	Provision	COG/GOK/Development partners	2023-2028	
Fish Ponds	Sagero	Construction and Equipment	COG/GOK/Development partners	2023-2028	
Fruit Seedlings	Sagero	Provision	COG/GOK/Development partners	2023-2028	
Modern Bee Hives	Sagero	Provision	COG/GOK/Development partners	2023-2028	
Subsidized Farm Inputs	Nyamange	Provision	COG/GOK/Development partners	2023-2028	
Modern Bee Hives	Nyamange	Provision	COG/GOK/Development partners	2023-2028	
Fish Ponds at Ombo Dago, Nyamilu, Nyailing'a and Senior Chief Areas	Nyamilu	Construction and Equipment	COG/GOK/Development partners	2023-2028	
Dairy Cattle	Nyamilu	Provision	COG/GOK/Development partners	2023-2028	
Subsidized Farm Inputs	Nyamilu	Provision	COG/GOK/Development partners	2023-2028	

Project Name	Location / Sub-Location	Description of Activities	Source of funding	Timeframe	Implementing Agency
Poultry Feed, Hatchery and Chicks	Nyamilu	Provision	COG/GOK/Development partners	2023-2028	

#### WIGA WARD

Project Name	Location/sub location	Description of Activities	Source of funding	Timeframe	Implementing Agency
Cattle dip	Nyaganda, magacha	Construction	COG/GOK/Development partners	2023-2028	County Government of Migori
Farm inputs	Wardwide	Provision of fertilizers ,seeds, seedlings, cassava and banana tissue	COG/GOK/Development partners	2023-2028	
Poultry farming /fish	Wardwide	Facilitation of poultry farming	COG/GOK/Development partners	2023-2028	
Goat keeping	Wardwide	Facilitation of goat keeping	COG/GOK/Development partners	2023-2028	
Horticulture	Wardwide	Facilitation of fruit processing	COG/GOK/Development partners	2023-2028	
Dairy cattle	Wardwide	Facilitation of milk production	COG/GOK/Development partners	2023-2028	

#### RAGANA-ORUBA WARD

Project name/location	Location/Sub-location	Description of Activities	Source of funding	Timeframe	Implementing Agency
New variety of Beans	Suna-Ragana	Provision of beans to replace tobacco	COG/GOK/Development partners	2023-2028	County Government of Migori
Aquaculture	Oruba	Construction of fishponds and provision of fingerlings	COG/GOK/Development partners	2023-2028	
Ploughing Tractor	Ward Wide	Purchase of Ploughing tractors	COG/GOK/Development partners	2023-2028	
Seedlings	Ward Wide	Provision of Tissue Culture Bananas, Oranges, Mangoes and Avacado	COG/GOK/Development partners	2023-2028	
Green house	Wardwide	construction	COG/GOK/Development partners	2023-2028	
Crossbreed Livestocks	Wardwide	Provision of Goats, cattle and sheep	COG/GOK/Development partners	2023-2028	
Bee keeping	Oruba	Provision of beehives	COG/GOK/Development partners	2023-2028	
Bricks Making	Wardwide	Provision	COG/GOK/Development partners	2023-2028	
Hatcheris	Ward Wide	Provision	COG/GOK/Development partners	2023-2028	
FIAP Programmes	Ward Wide	Provision of Farm input and Agricultural Extension Services	COG/GOK/Development partners	2023-2028	
Poultry products	Oruba	Provision of Chicks and Chick mash	COG/GOK/Development partners	2023-2028	

#### NYATIKE SUB COUNTY

##### KANYASA WARD

Project name/location	Location/Sub-location	Description of Activities	Source of funding	Timeframe	Implementing Agency
Potatoes & cassava seeds	Otati	Supply	COG/GOK/Development partners	2023-2028	County government of Migori
Administration farm and Extension	Otati, Soti	Establishment	COG/GOK/Development partners	2023-2028	
Tubes for raising seedlings	East Karungu	Provision	COG/GOK/Development partners	2023-2028	
Establishment of Agro- processing plants for bees and fruits	Godboya, Kayara, Obwar, Kabare	Provision	COG/GOK/Development partners	2023-2028	
Bee keeping	Godboya, Kayara, Obware, Kabare	Provision	COG/GOK/Development partners	2023-2028	
Establishment of Extension services	Sito, Otati	Provision	COG/GOK/Development partners	2023-2028	

Provision of water pumps and pipes for irrigation	Alendo, Okayo Center, Soti, Obware, Ngira, Misiwi	Provision	COG/GOK/Development partners	2023-2028	
Water pumps & pipes for irrigation	East Karungu & South East Karungu, Alendo, Okayo Center, Soti, Obware, Ngira, Misiwi		COG/GOK/Development partners	2023-2028	
Fish cages	East Karungu	Provision	COG/GOK/Development partners	2023-2028	
Cattle dips	Ngira, Adugo & Opjja	Construction	COG/GOK/Development partners	2023-2028	
Omena drying equipment	Ngira beach	Establishment	COG/GOK/Development partners	2023-2028	
Dairy cattle	Jangoe & Adugo	Supply	COG/GOK/Development partners	2023-2028	
Poultry farming	Ngira & Adugo	Supply	COG/GOK/Development partners	2023-2028	
Farm inputs i.e., seeds & insecticides	Obware & Opjja	Supply	COG/GOK/Development partners	2023-2028	
Fertilizers certified seeds	Ungoe & Okayo	Supply	COG/GOK/Development partners	2023-2028	
Irrigation scheme	Sito	Establishment	COG/GOK/Development partners	2023-2028	
Agro-processing plants (bee & Fruits)	Riat centre, Godboya, Kayara, Obwar, Kabare	Establishment	COG/GOK/Development partners	2023-2028	
Provision Sahiwal bulls	Okayo central	Provision	COG/GOK/Development partners	2023-2028	
Bee Keeping	Godboya, Kayara, Obware, Kabare	Provision	COG/GOK/Development partners	2023-2028	

**MACALDER / KANYARWANDA WARD**

Project Name	Location / Sub-Location	Description of Activities	Source of funding	Timeframe	Implementing Agency
Farm Inputs	Wardwide	Provision	COG/GOK/Development partners	2023-2028	County Government of Migori
Veterinary Services	Wardwide	Provision	COG/GOK/Development partners	2023-2028	
Fish Ponds	Wardwide	Construction	COG/GOK/Development partners	2023-2028	
Cattle Dip	Wardwide	Construction and Equipment	COG/GOK/Development partners	2023-2028	
Tractor	Wardwide	Provision	COG/GOK/Development partners	2023-2028	
Irrigation	Wardwide	Provision	COG/GOK/Development partners	2023-2028	
Certified Seeds and Farm Inputs	Wardwide	Provision	COG/GOK/Development partners	2023-2028	
Sprayer Pumps	Wardwide	Provision	COG/GOK/Development partners	2023-2028	
Greenhouses	Wardwide	Construction and Equipment	COG/GOK/Development partners	2023-2028	
Bee - Keeping	Wardwide	Establishment	COG/GOK/Development partners	2023-2028	
Cereal Stores	Makalda Center	Construction and Equipment	COG/GOK/Development partners	2023-2028	
Cattle Dips	Wardwide	Construction and Equipment	COG/GOK/Development partners	2023-2028	

Project Name	Location / Sub-Location	Description of Activities	Source of funding	Timeframe	Implementing Agency
Irrigation	God Bondo / Lower Kanyarwanda	Provision	COG/GOK/Development partners	2023-2028	
Fish Ponds	Wardwide	Construction and Equipment	COG/GOK/Development partners	2023-2028	
Sahiwall Bulls and Goats	Wardwide	Provision	COG/GOK/Development partners	2023-2028	
Cereal Store	West Kanyarwanda	Construction and Equipment	COG/GOK/Development partners	2023-2028	
Cattle Dips	Owich and Got Orango, Sengenge Lower Kanyaruanda, Mikei, Wangaya, Ogaka, God Kwach, Osiri	Construction, Rehabilitation and Equipment	COG/GOK/Development partners	2023-2028	
Farm Inputs and Seedlings for Drought Resistance Crops	Wardwide	Provision	COG/GOK/Development partners	2023-2028	
Two Tractors	Wardwide	Provision	COG/GOK/Development partners	2023-2028	
Solar Water Pumps for Irrigation	Wardwide	Provision	COG/GOK/Development partners	2023-2028	

**MUHURU WARD**

Project Name	Location	Description of Activities	Source of funding	Timeframe	Implementing Agency
Improved Goats	Central	Provision	COG/GOK/Development Partners	2023-2028	County Government Of Migori
Hybrid Cows	Central	Provision	COG/GOK/Development Partners	2023-2028	
Fishing Gears	Central	Provision	COG/GOK/Development	2023-2028	
Farming Seeds/ Fertilizer	Wardwide	Supply	COG/GOK/Development	2023-2028	
Loans Farmer	Central	Provision	COG/GOK/Development	2023-2028	
Fish Cages	Central	Provision	COG/GOK/Development	2023-2028	
Cattle Dip	Central	Provision	COG/GOK/Development	2023-2028	
Irrigation	Muhuru West		COG/GOK/Development	2023-2028	
Agro Forestry	Muhuru West	Supply Of Seeds	COG/GOK/Development Partners	2023-2028	
Improved Goats	Muhuru West	Supply	COG/GOK/Development Partners	2023-2028	
Fishing Cages To Groups	Muhuru West	Supply	COG/GOK/Development Partners	2023-2028	
Fish Factory	Muhuru Ward	Construction of fish factory in the ward Construction of marine breathing in the offshore of lake Victoria	COG/GOK/Development Partners	2023-2028	
Farm In Puts (Fertilizer Seeds)	Muhuru West	Supply	COG/GOK/Development Partners	2023-2028	
Disilting of Winjo Dam	Winjo and Upper Tito Dam, Lisori Dam	Disilting and Fencing	COG/GOK/Development Partners	2023-2028	
Patrol Boats	Muhuru West	Supply	COG/GOK/Development Partners	2023-2028	
Providing Life Jackets To Fishermen	Muhuru West	Supply	COG/GOK/Development Partners	2023-2028	
Cattle Dips At Kumoni	Muhuru West	Construction	COG/GOK/Development Partners	2023-2028	
Planting Trees	Muhuru West	Supply Seedlings	COG/GOK/Development Partners	2023-2028	
Supply Of Relief Food To The Entire Ward	Muhuru West	Supply	COG/GOK/Development Partners	2023-2028	
Supply Of Tomato, Sweet potatoe, Bean, Watermelon, And Maize Seeds	East Muhuru	Supply	COG/GOK/Development Partners	2023-2028	
Patrol Boats And Life Jackets	East Muhuru	Supply	COG/GOK/Development Partners	2023-2028	



Project Name	Location	Description of Activities	Source of funding	Timeframe	Implementing Agency
Establishment Of Demonstration Farms Withi The Numerous Beaches	East Muhuru	Construction	COG/GOK/Development Partners	2023-2028	
Construction Of Winyo Cattle Deep	East Muhuru	Construction	COG/GOK/Development Partners	2023-2028	
Bees Farming	East Muhuru	Supply Of Bee Hive	COG/GOK/Development Partners	2023-2028	
Cattle Dip	South East	Construction	COG/GOK/Development Partners	2023-2028	
Renovation Of Tagache Cattle Deep	East Muhuru	Maintenance	COG/GOK/Development Partners	2023-2028	

**GOT KACHOLA WARD**

Project name	Location/Sub-location	Description of Activities	Source of funding	Timeframe	Implementing Agency
Pengle dip	West Kadem	Construction and rehabilitation of Bande, Yao, Kochore	COG/GOK/Development partners	2023-2028	County Government of Migori
Farm input	West Kadem	supply	COG/GOK/Development partners	2023-2028	
Cash crops	West Kadem		COG/GOK/Development partners	2023-2028	
Revive cooperative	West Kadem		COG/GOK/Development partners	2023-2028	
Fish cages	West Kadem	Provide for fishermen	COG/GOK/Development partners	2023-2028	
Life jackets	West Kadem	provide	COG/GOK/Development partners	2023-2028	
Gold storage	West Kadem		COG/GOK/Development partners	2023-2028	
divers	West Kadem	engagement	COG/GOK/Development partners	2023-2028	
Firm inputs	Aneko	distribution	COG/GOK/Development partners	2023-2028	
Loaning for farmers and fishermen	Aneko	Financial support	COG/GOK/Development partners	2023-2028	
Cattle dip	Amoyo, othora, Bande, Yao, Kochore	Construction and Rehabilitation	COG/GOK/Development partners	2023-2028	
irrigation	Siko, alich oboo	equipment	COG/GOK/Development partners	2023-2028	
Animal breeds e.g. cattle, sheep goats. poultry	Amoyo central	supply	COG/GOK/Development partners	2023-2028	
Fish ponds	Amoyo central	Supply of fingerlings	COG/GOK/Development partners	2023-2028	
Chicken feeds	Amoyo central	supply	COG/GOK/Development partners	2023-2028	

**KACHIENG WARD**

Project name	Location/Sub-location	Description of Activities	Source of funding	Timeframe	Implementing Agency
Farm inputs and subsidized seeds	Sori sub-location, Raga sub-location	New supply and Purchase of tractor to subsidize farming in the ward	COG/GOK/Development partners	2023-2028	Cjounty Government of Migori
Cereals Depot	Sori sub-location,	Construction of new facility	COG/GOK/Development partners	2023-2028	
Sisal Farming	Sori sub-location,	Promotion and Introduction	COG/GOK/Development partners	2023-2028	
Irrigation using Lake Water	Sori sub-location, Bongu sub-location	Water pumping equipments	COG/GOK/Development partners		
Sorghum Farming	Sori sub-location,	Promotion and Introduction	COG/GOK/Development partners	2023-2028	
Cattle Dips	Sori sub-location, Gunga sub-location and Kiranda	Construction of a new one	COG/GOK/Development partners	2023-2028	

Project name	Location/Sub-location	Description of Activities	Source of funding	Timeframe	Implementing Agency
Fish ponds and caging	Sori sub-location, Bongu sub-location, Gunga sub-location	Construction and Supply of fingerlings and fish cages to youth and women groups in the ward	COG/GOK/Development partners	2023-2028	
Cooperatives Societies	Sori sub-location, Fishing Cooperatives at Bongu sub-location	Formation	COG/GOK/Development partners	2023-2028	
Tractor	Wardwide	Purchase of Tractor	COG/GOK/Development Partners	2023-2028	
Fish	Wardwide	Supply of fingerlings	COG/GOK/Development Partners	2023-2028	
Livestock Upgrade Exotic Breeds	Gunga sub-location Raga Sub-location	Issueing high breeds for livestock	COG/GOK/Development partners	2023-2028	

**KALER WARD**

Project name	Location/Sub-location	Description of Activities	Source of funding	Timeframe	Implementing Agency
Farm inputs	Wardwide	Supply	COG/GOK/Development partners	2023-2028	County Government of Migori
Ploughing tractors	Wardwide	Provision of ploughing tractors	COG/GOK/Development partners	2023-2028	
Cattle dips	Kiasa, Olasi, Sagenya and Ochuna	Construction	COG/GOK/Development partners	2023-2028	
Sahiwall bulls and Dairy Cows	Wardwide	Provision	COG/GOK/Development partners	2023-2028	
Veterinary officers	Wardwide	Deployment	COG/GOK/Development partners	2023-2028	

**NORTH KADEM WARD**

Project name	Location/Sub-location	Description of Activities	Source of funding	Timeframe	Implementing Agency
Modern farm inputs	Lower Central Kadem	Provision	COG/GOK/Development partners	2023-2028	County Government of Migori
Milling plant	Lower Central Kadem	Establishment	COG/GOK/Development partners	2023-2028	
Agricultural extension services	Lower Central Kadem	Provision	COG/GOK/Development partners	2023-2028	
Training of farmers	Lower Central Kadem	Provision	COG/GOK/Development partners	2023-2028	
Soft Loans	Lower Central Kadem	Grants / Provision	COG/GOK/Development partners	2023-2028	
Beach access ways	Lower Central Kadem	Opening	COG/GOK/Development partners	2023-2028	
Cooperative units	Lower Central Kadem	Establishment	COG/GOK/Development partners	2023-2028	
Fish Cages	Lower Central Kadem	Establishment	COG/GOK/Development partners	2023-2028	
Lifesaving Jackets	Lower Central Kadem	Procurement	COG/GOK/Development partners	2023-2028	
Patrol beats	Lower Central Kadem	Procurement	COG/GOK/Development partners	2023-2028	
Lwanda Cooperative Society	North Kadem	Establishment	COG/GOK/Development partners	2023-2028	
Farm inputs	North Kadem	Provision	COG/GOK/Development partners	2023-2028	
Fish farming	North Kadem	Digging fish ponds	COG/GOK/Development partners	2023-2028	

Project name	Location/Sub-location	Description of Activities	Source of funding	Timeframe	Implementing Agency
Cattle dips	North Kadem	Construction of dips in sota and magungu	COG/GOK/Development partners	2023-2028	
Bee keeping	North Kadem	Construction of bee hives in asego and nyagwens hills	COG/GOK/Development partners	2023-2028	
Maize seeds	North Kadem	Provision of fast maturing seeds	COG/GOK/Development partners	2023-2028	
Beach clearing	North Kadem	Beach and hyacint	COG/GOK/Development partners	2023-2028	
Cattle dip	Bala Central	Construction	COG/GOK/Development partners	2023-2028	
Agricultural TC	Bala Central	Provision	COG/GOK/Development partners	2023-2028	
Drought Resistance Seed Crops	Bala Central	Provision	COG/GOK/Development partners	2023-2028	
Fish Ponds	Bala central	Construction	COG/GOK/Development partners	2023-2028	
Farmers' Cooperative society	Bala Central	Formation and Sensitization	COG/GOK/Development partners	2023-2028	
Sahiwal Cows	Bala Central	Provision	COG/GOK/Development partners	2023-2028	
Cold Storage for Horticultures	Bala Central	Provision	COG/GOK/Development partners	2023-2028	
Farming Tractors	Bala Central	Provision	COG/GOK/Development partners	2023-2028	
Cattle dip	Odiyo, Orango and Oluga	Provision	COG/GOK/Development partners	2023-2028	
Fish Ponds	Ndiwa and along river kuja	Provision	COG/GOK/Development partners	2023-2028	
Extension officers	N/E Kadem	Deployments	COG/GOK/Development partners	2023-2028	
CDO	Ward wide	Deployments	COG/GOK/Development partners	2023-2028	
Livestock Upgrade	N/E Kadem	Provision of cross breeds	COG/GOK/Development partners	2023-2028	
Ploughing Tractor	N/E Kadem	Provision of one per location for farmers	COG/GOK/Development partners	2023-2028	
Cattle Dip	Magungu Central	Construction	COG/GOK/Development partners	2023-2028	
Artificial Insemination	Ward wide	Provision of improved breed	COG/GOK/Development partners	2023-2028	
Certified Seeds Magugu Central	Magungu Central	Supply of seeds	COG/GOK/Development partners	2023-2028	
Tractors	Magugu Central	Provision of tractors to assist farmers	COG/GOK/Development partners	2023-2028	
Poultry Keeping, Hatcheries and Vaccines	Wardwide	Provision			
Market	Magugu Central	Look for markets on behalf of farmers	COG/GOK/Development partners	2023-2028	
Improved Poultry	Magugu Central	Provision of Improved breed	COG/GOK/Development partners	2023-2028	
Cattle Dip	Agenga	Construction of cattle dips	COG/GOK/Development partners	2023-2028	
Farm inputs and fertilizers	Agenga and Karapolo	Provision	COG/GOK/Development partners	2023-2028	
Extension Officers	Agenga	Deployment	COG/GOK/Development partners	2023-2028	

## RONGO SUB COUNTY

### EAST KAMAGAMBO WARD

Project Name	Location/sub location	Description of Activities	Source of funding	Timeframe	Implementing Agency
Farm Inputs	Wardwide	Supply	COG/GOK/Development Partners	2023-2028	County Government Of Migori
Improved Cows	Wardwide	Supply	COG/GOK/Development Partners	2023-2028	
Dairy Cows	East Kamagambo	Supply	COG/GOK/Development Partners	2023-2028	
Opapo Sugar Reaserch	East Kamagambo	A School Of Agriculture For Rongo University	COG/GOK/Development Partners	2023-2028	

Project Name	Location/sub location	Description of Activities	Source of funding	Timeframe	Implementing Agency
Maize Farming	Kagoro	Supply Of Seeds And Fertilizer	COG/GOK/Development Partners	2023-2028	
Fish Farming	Kagoro	Supply Fingerlings	COG/GOK/Development Partners	2023-2028	
Banana, Potatoes, Cassava, And Onion Seedlings	Kanyadiego	Supply Of Seeds	COG/GOK/Development Partners	2023-2028	
Poultry Farming	Kanyadiego	Supply	COG/GOK/Development Partners	2023-2028	
Construction Of Fishponds At Aila River And Orinde River	East Kanyamamba	Construction Of Fish Ponds	COG/GOK/Development Partners	2023-2028	
Kungoma Cereal Store	Kungoma	Construction	COG/GOK/Development Partners	2023-2028	
Kawanga Cattle Dip	Kungoma	Construction	COG/GOK/Development Partners	2023-2028	

**SOUTH KAMAGAMBO WARD**

Project Name	Location/sub location	Description of Activities	Source of funding	Timeframe	Implementing Agency
Farm inputs	Wardwide	supply	COG/GOK/Development partners	2023-2028	County Government of Migori
Fingerlings and fish feeds	Wardwide	supply	COG/GOK/Development partners	2023-2028	
Provision of poultry Hurchery machines to selfhelp group	Wardwide	Supply	COG/GOK/Development partners	2023-2028	
Constructions of fish pond	Wardwide		COG/GOK/Development partners	2023-2028	
Rice and tissue culture bananas	Wardwide	supply	COG/GOK/Development partners	2023-2028	
Extension services	Wardwide		COG/GOK/Development partners	2023-2028	
Provision of dairy to all farmers	Wardwide	Provision	COG/GOK/Development partners	2023-2028	
Horticulture	Wardwide	Provision	COG/GOK/Development partners	2023-2028	

**NORTH KAMAGAMBO WARD**

Project name	Location/Sub-location	Description of Activities	Source of funding	Timeframe	Implementing Agency
Farm inputs in	North kamagambo, kameji, s/east kamagamb/koluoch, north kamwango, south kamwango	supply	COG/GOK/Development partners	2023-2028	County Government of Migori
Cereal store at	Kameji,	supply	COG/GOK/Development partners	2023-2028	
Free fertilizer in	North kamagambo	Distribution	COG/GOK/Development partners	2023-2028	
Group calves	Kameji	Distribution	COG/GOK/Development partners	2023-2028	
Green houses	North kamagambo	supply	COG/GOK/Development partners	2023-2028	
Bada wara women group	North kamagambo	Supply of chickens	COG/GOK/Development partners	2023-2028	
Gol chandruok women group	North kamagambo	Supply of chicken	COG/GOK/Development partners	2023-2028	
Lwala Disability women group	North kamagambo	Supply of dairy cows	COG/GOK/Development partners	2023-2028	
Fodep social group	North kamagambo	Financial facilitation	COG/GOK/Development partners	2023-2028	
Wengeng' group	North kamagambo	Financial facilitation	COG/GOK/Development partners	2023-2028	
Asm gold mining	North kamagambo	Formation of group societies	COG/GOK/Development partners	2023-2028	
Irrigation scheme	North kamagambo	proposed	COG/GOK/Development partners	2023-2028	
Seeds and fertilizxers	North kamagambo	supply	COG/GOK/Development partners	2023-2028	

Green houses	North kamagambo	supply	COG/GOK/Development partners	2023-2028	
Fish pond and fingerlets	North kamagambo	supply	COG/GOK/Development partners	2023-2028	
Cooperative societies	North kamagambo	establishment	COG/GOK/Development partners	2023-2028	
Training of farmers	North kamagambo		COG/GOK/Development partners	2023-2028	

#### SOUTH KAMAGAMBO WARD

Project Name	Location/sub location	Description of Activities	Source of funding	Timeframe	Implementing Agency
Farm inputs	South kamagambo and south west kamagambo	supply	COG/GOK/Development partners	2023-2028	County Government of Migori
Fingerlings and fish feeds	South west kamagambo	supply	COG/GOK/Development partners	2023-2028	
Constructions of fish pond	South kamagambo		COG/GOK/Development partners	2023-2028	
Rice and tissue culture bananas	South kamagambo	supply	COG/GOK/Development partners	2023-2028	
Extension services	South west kamagambo		COG/GOK/Development partners	2023-2028	
Provision of dairy to all farmers	South kamagambo	Supply	COG/GOK/Development partners	2023-2028	
Horticulture	South kamagambo	Supply	COG/GOK/Development partners	2023-2028	

#### CENTRAL KAMAGAMBO WARD

Project name/location	Location/sub-location	Description of Activities	Source of funding	Timeframe	Implementing Agency
Rongo dairy farm	Kodero obara	Revival	COG/GOK/Development partners	2023-2028	County Government of Migori
Tobacco factory	Kodero obara	Revival	COG/GOK/Development partners	2023-2028	
Fertilizers	Ward Wide	Provision	COG/GOK/Development partners	2023-2028	
Farm inputs	Ward Wide	Supply and distribution	COG/GOK/Development partners	2023-2028	
certified seed	Ward wide	Supply and distribution	COG/GOK/Development partners	2023-2028	
Abitur and livestock sale yard	Ward wide	Establishment	COG/GOK/Development partners	2023-2028	
Fish faming	Ward Wide	Establishment	COG/GOK/Development partners	2023-2028	
Dairy cows	Ward Wide	Supply and distribution	COG/GOK/Development partners	2023-2028	
Rongo fish pond	Ward Wide	Improvement	COG/GOK/Development partners	2023-2028	
Poultry farming	Ward Wide	Establishment	COG/GOK/Development partners	2023-2028	

#### AWENDO SUB COUNTY

##### CENTRAL SAKWA WARD

Project name	Location/Sub-location	Description of Activities	Source of funding	Timeframe	Implementing Agency
Livestock	Ward Wide	Provisions of Dairy cows	COG/GOK/Development partners	2023-2028	County Government of Migori
Dairy cattle	Kombok North Kamaure Sub loc	Supply of dairy cattle to farmers	COG/GOK/Development partners	2023-2028	
Fisheries	Ward Wide	Provisions of cages and facilitation for ponds.	COG/GOK/Development partners	2023-2028	
Poultry	Ward Wide	Provisions of more breeds	COG/GOK/Development partners	2023-2028	
Bee-keeping	Ward Wide	Provisions of hives	COG/GOK/Development partners	2023-2028	
Farm inputs	Ward Wide	Provisions of subsidized fertilizers, seeds, herbicides, pesticides	COG/GOK/Development partners	2023-2028	

Project name	Location/Sub-location	Description of Activities	Source of funding	Timeframe	Implementing Agency
Cooperatives Development	Kasidula Sub-location, South Kombok Sub-location, Kanyagwala Sub-location	Agricultural women and youth groups	COG/GOK/Development partners	2023-2028	
Farming Development	South Kombok Sub-location	Farm operation services, Startup capital, Training programs.	COG/GOK/Development partners	2023-2028	
Green House	Ward Wide	Construction and facilitation	COG/GOK/Development partners	2023-2028	
Cottage Industries	Kanyagwala Sub-location	Construction for the processing of crops and value addition	COG/GOK/Development partners	2023-2028	

**NORTH SAKWA WARD**

Project name	Location/Sub-location	Description of Activities	Source of funding	Timeframe	Implementing Agency
Poultry farming	Ward Wide	Provision of egg incubators, chicks & vaccination	COG/GOK/Development partners	2023-2028	County government of Migori
Dairy farming	Ward Wide	Provision of dairy cattle & veterinary services Processing of dairy products	COG/GOK/Development partners	2023-2028	
Crop Farming	Ward Wide	Provision of fertilizers to farmers Supply of maize seedlings Banana plantation	COG/GOK/Development partners	2023-2028	
Cattle dip	Kadera Kwoyo	Construction & equipping	COG/GOK/Development partners	2023-2028	
Ploughing tractors	Ward wide	Provision & supply	COG/GOK/Development partners	2023-2028	
Fish ponds	Ward Wide	Construction & equipping	COG/GOK/Development partners	2023-2028	
Irrigation	Along River Kuja		COG/GOK/Development partners	2023-2028	
Bee keeping	Ward Wide	Construction & equipping	COG/GOK/Development partners	2023-2028	

**SOUTH SAKWA WARD**

Project name	Location/Sub-location	Description of Activities	Source of funding	Timeframe	Implementing Agency
Fingerlings and nets	Ward wide	distribution	COG/GOK/Development partners	2023-2028	County Government of Migori
Dairy cows	Ward wide	distribution	COG/GOK/Development partners	2023-2028	
Tissue culture bananas	Ward wide	distribution	COG/GOK/Development partners	2023-2028	
Farm inputs e.g. seeds fertilizers	Ward wide	supply	COG/GOK/Development partners	2023-2028	
Fish ponds	Ward wide	supply	COG/GOK/Development partners	2023-2028	
Bee keeping	Ward wide	supply	COG/GOK/Development partners	2023-2028	
Dip	Ward wide	construction	COG/GOK/Development partners	2023-2028	
Poultry farming	Ward wide	Supply and Installation	COG/GOK/Development partners	2023-2028	
Milk processing plant	Ward wide	supply	COG/GOK/Development partners	2023-2028	
Training of farmers	Ward wide	training	COG/GOK/Development partners	2023-2028	
Tea nursery	Ward wide	establishment	COG/GOK/Development partners	2023-2028	
New mariwa co-op society	South sakwa- Alego	establishment	COG/GOK/Development partners	2023-2028	

**WEST SAKWA WARD**

Project name	Location/Sub-location	Description of Activities	Source of funding	Timeframe	Implementing Agency
Farm inputs	Ward Wide	Provision of seeds and fertilizers	COG/GOK/Development partners	2023-2028	County Government of Migori
Dairy Cows	Ward Wide	Provision of dairy cows and training	COG/GOK/Development partners	2023-2028	
Poultry Keeping	Ward Wide	Provision of poultry and extension program	COG/GOK/Development partners	2023-2028	
Bee Keeping	Ward Wide	Provide bee hive	COG/GOK/Development partners	2023-2028	
Fish keeping	Ward Wide	Provision of fish fingerlings and training	COG/GOK/Development partners	2023-2028	
Banana Seed	Ward Wide	Provision and training	COG/GOK/Development partners	2023-2028	

Project name	Location/Sub-location	Description of Activities	Source of funding	Timeframe	Implementing Agency
Sweet Potatoes	Ward Wide	Provision of varieties	COG/GOK/Development partners	2023-2028	
Poultry farming	Ward Wide	Provision of a day old chicks to farmers, enhanced extension services, provision of vaccines, provision of subsidised inputs ie fertilizers, seeds for raw materials, provision of soft loans to poultry farmers, capacity building of poultry farmers	COG/GOK/Development partners	2023-2028	
Cattle dip	Rabondo, Wanga, South Kanyamgony	Construction	COG/GOK/Development partners	2023-2028	
Fish pond	Ward Wide	Construction of Fish pond	COG/GOK/Development partners	2023-2028	
Cooperative Support	South Kanyamgony	Training	COG/GOK/Development partners	2023-2028	

## URIRI SUB COUNTY

### CENTRAL KANYAMKAGO WARD

Project Name	Location/Sub-location	Description of Activities	Source of funding	Timeframe	Implementing Agency
Farm Inputs	Ward Wide	Supply	COG/GOK/Development partners	2023-2028	County Government of Migori
Farming tools and Tractor	Ward Wide	Supply	COG/GOK/Development partners	2023-2028	
Fish Ponds, Fingerlings and cages	Ward Wide – Five Sub locations	Construction and Supply	COG/GOK/Development partners	2023-2028	
Poultry	Ward Wide	Supply	COG/GOK/Development partners	2023-2028	
Dairy Cows	Ward Wide	Supply	COG/GOK/Development partners	2023-2028	
Bee Keeping	Ward Wide	Facilitation	COG/GOK/Development partners	2023-2028	
Dams	Nyamilu, Nyaobe and Piny Owacho	Construction	COG/GOK/Development partners	2023-2028	
Irrigation system	Ward Wide	Construction	COG/GOK/Development partners	2023-2028	
Green house		Construction			
Seedlings	Wardwide	Supply of Banana Tissue, Grafted Seedlings and potatoes	COG/GOK/Development partners	2023-2028	
Cattle Dip	West Kawere sub-location East Kawere Central Kawere sub-location	Construction	COG/GOK/Development partners	2023-2028	
Frmers cooperatives	East Kawere sub-location  Nyaobe sub-location	Establishment	COG/GOK/Development partners	2023-2028	

### SOUTH KANYAMKAGO WARD

*Migori County Integrated Development Plan (2023 – 2027)*

Project Name	Location/Sub-location	Description of Activities	Source of funding	Timeframe	Implementing Agency
Extension officers	Ward wide	Deployment	COG/GOK/Development partners	2023-2028	County government of Migori
Fish ponds	Ward Wide	Construction & equipping Provision of fingerlings	COG/GOK/Development partners	2023-2028	
Farming	Ward Wide	Provision of farm inputs Improvement of local animals Training of farmers Provision of seedlings Supply of fertilizers to farmers Cooperative societies for farmers at Bware Agricultural conservation	COG/GOK/Development partners	2023-2028	
Aquaculture	Ward Wide	Funding & capacity building	COG/GOK/Development partners	2023-2028	
Cattle dips	Ward Wide	Construction, equipping & installation	COG/GOK/Development partners	2023-2028	
Dan	Yao Dam, Kolima, Silanga, Mukuyu, and Sigiria	Construction and Upgrading, cleaning & introduction of fish fingerlings	COG/GOK/Development partners	2023-2028	
Poultry farming	Ward Wide	Provision of funds	COG/GOK/Development partners	2023-2028	

**NORTH KANYAMKAGO WARD**

Project name	Location/Sub-location	Description of Activities	Source of funding	Timeframe	Implementing Agency
Poultry keeping	Wardwide	supply	COG/GOK/Development partners	2023-2028	County Government of Migori
Bee keeping	Wardwide	supply	COG/GOK/Development partners	2023-2028	
Tissue banana	Wardwide		COG/GOK/Development partners	2023-2028	
Sweet potatoes	Wardwide		COG/GOK/Development partners	2023-2028	
Hutcher machine	Wardwide		COG/GOK/Development partners	2023-2028	
Fingerlings supply	Wardwide	supply	COG/GOK/Development partners	2023-2028	
Dairy cows	Wardwide	supply	COG/GOK/Development partners	2023-2028	
Storage machine	kamngundho	purchase	COG/GOK/Development partners	2023-2028	
Cattle dip	Katieno I rang'ong'a, otok, ongora	Construction	COG/GOK/Development partners	2023-2028	
Fish ponds	Katieno 1, komenya	construction	COG/GOK/Development partners	2023-2028	
Farm inputs eg seeds, fertilizers, chemicals and farm machines	Katieno 1, komenya, kamgundho	supply	COG/GOK/Development partners	2023-2028	
Co-operative farmers	Katieno 1		COG/GOK/Development partners	2023-2028	
Cassava, sweet potatoes plantation	Katieno 1	funding	COG/GOK/Development partners	2023-2028	
Co-operatives	Ayeo dairy, uriri poultry co-operative, komenya 6 co-operatives	strengthening	COG/GOK/Development partners	2023-2028	



Project name	Location/Sub-location	Description of Activities	Source of funding	Timeframe	Implementing Agency
Training and Extension services for farmers	Wardwide	Provision	COG/GOK/Development partners	2023-2028	
Honey processing centers and markets	Katieno 1	construction	COG/GOK/Development partners	2023-2028	
Grafted fruit seedlings	Katieno 1	provision	COG/GOK/Development partners	2023-2028	
tractor	Katieno 1	provision	COG/GOK/Development partners	2023-2028	

**EAST KANYAMKAGO**

Project name	location/Sub-location	Description of Activities	Source of funding	Timeframe	Implementing Agency
Farm inputs	Thimjope / Arambe	Supply and distribution	COG/GOK/Development partners	2023-2028	County Government of Migori
Dairy cows	Thimjope /Arambe	Supply and distribution	COG/GOK/Development partners	2023-2028	
Horticultural seeds	Thimjope /Arambe	Supply	COG/GOK/Development partners	2023-2028	
A.I services	Thimjope /Arambe	Provision	COG/GOK/Development partners	2023-2028	
Processing Plants-Avacado	Thimjope /Arambe	Construction and Equiping	COG/GOK/Development partners	2023-2028	
Fish Pod, Fingerlings, Fish Factory and Fish Feeds	Oyani	Construction, Supply and Distribution	COG/GOK/Development partners	2023-2028	
Banan Tissue	Thimjope /Arambe	Supply and Distribution	COG/GOK/Development partners	2023-2028	
Cattle dips	Thimjope /Arambe	Construction	COG/GOK/Development partners	2023-2028	
Agricultural Extension and Veterinary Services	Thimjope /Arambe	Provision	COG/GOK/Development partners	2023-2028	
Poultry farming	Wardwide	Establishment	COG/GOK/Development partners	2023-2028	

**WEST KANYAMKAGO WARD**

Project name	Location/Sub-location	Description of Activities	Source of funding	Timeframe	Implementing Agency
Farm Inputs	Ward Wide	Provision of fertilizers, seeds and chemicals	COG/GOK/Development partners	2022-2028	County Government of Migori
Fish Ponds	Ward Wide	Construction of fishponds and provision of fingerlings	COG/GOK/Development partners	2022-2028	
Cattle dip	Kanyona, Kokuthe	Construction of Cattle dip	COG/GOK/Development partners	2022-2028	
Storage cereals	Dede	Construction	COG/GOK/Development partners	2022-2028	
Trainings/seminars	Kajulu I	Training of farmers	COG/GOK/Development partners	2022-2028	
Kopere Dam	Kajulu I	Rehabilitation	COG/GOK/Development partners	2022-2028	
Cattle Rearing	Wardwide	Provision of ayshier breed	COG/GOK/Development partners	2022-2028	
Poultry Keeping	Wardwide	Provision of local breeds (improved)	COG/GOK/Development partners	2022-2028	
Cattle dip	Kajulu IB	Construction of modern cattle dip	COG/GOK/Development partners	2022-2028	
Provision of Chemicals	Kajulu IB	Provision of both farm and animals chemicals	COG/GOK/Development partners	2022-2028	
Fish Pond	Wardwide	Construction of fish pond	COG/GOK/Development partners	2022-2028	
Cooperate society	Wardwide	Construction	COG/GOK/Development partners	2022-2028	

**7.2.2 HEALTH AND NUTRITION**

**KURIA WEST SUB COUNTY**

**TAGARE**

Project name	Location/Sub-location	Description of Activities	Source of funding	Timeframe	Implementing Agency
Health Center	Nyankore, Bugumbe health center ( kubweye) and Nyagoge	Staff Quarters building, maternity wing, laboratory Fencing and Toilets.	COG/GOK/Development partners	2023-2028	County Government of Migori
Dispensary	Tongerria Dispensary, Muchebe Dispensary, Nyabirongo Dispensary Nyamagogwi Ngisiru, and nyamekoma	Construction of Maternity ward, Laboratory, general ward Fencing and Toilets	COG/GOK/Development partners	2023-2028	
C.H.V Stipends	Ward wide	To be taken care	COG/GOK/Development partners	2023-2028	
New Dispensary	Kugisingisi,	Construction	COG/GOK/Development partners	2023-2028	
Bugumbe Health Centre	Tagare	Upgrading to Sub-county	COG/GOK/Development partners	2023-2028	
Ngisiru Dispensary	Ngisiru	Upgrading to Health Centre	COG/GOK/Development partners	2023-2028	
Equipping Dispensary and Health centers	Ward wide	Supply and equipping	COG/GOK/Development partners	2023-2028	

**ISEBANIA WARD**

Project name	Location/Sub-location	Description of Activities	Source of funding	Timeframe	Implementing Agency
Nyamwini dispensary staff houses	Nyamwini	Construction of staff houses	COG/GOK/Development partners	2023-2028	County Government of Migori
Nyamwini dispensary Perimeter wall	Nyamwini	Construction of Perimeter wall	COG/GOK/Development partners	2023-2028	
Bukumburi dispensary	Bukumburi	Construction and coding	COG/GOK/Development partners	2023-2028	
Upgrading of Nyayo hospital wards	Isebania	Construction	COG/GOK/Development partners	2023-2028	
Ultra Sound Personels	Isebania	Provision			
Nyamwini dispensary	Isebania	Supply of drugs	COG/GOK/Development partners	2023-2028	
Public health officers	Isebania	Deployment	COG/GOK/Development partners	2023-2028	

**MASABA WARD**

Project name	Location/ Sub-location	Description of Activities	Source of funding	Timeframe	Implementing Agency
Gekamiri Dispensary	Gekamiri	Construction and Equipping	COG/GOK/Development partners	2023-2028	County Government of Migori
Nyatira Dispensary	Nyatira	Construction and Equipping	COG/GOK/Development partners	2023-2028	
Nyamekongoroto dispensary ambulance,masaba HC	Bugumbe central, Masaba	Provision	COG/GOK/Development partners	2023-2028	
Mosquito spray	Masaba ,Kombe, Sagegi	Facilitation	COG/GOK/Development partners	2023-2028	
Getonganya lab	Getonganya	Construction	COG/GOK/Development partners	2023-2028	
Maternity wing	Getonganya	Construction	COG/GOK/Development partners	2023-2028	
Nyamekongoroto maternity wing	Nyanchabo	Construction	COG/GOK/Development partners	2023-2028	
CHVs stipend	Masaba	Payment	COG/GOK/Development partners	2023-2028	
Gekamiri dispensary,Sagegi dispensary	Bugumbe north, Sagegi	Construction	COG/GOK/Development partners	2023-2028	
Kohanga dispensary latrines and laboratory, kombe dispensary toilets	Masaba , Kombe	Construction	COG/GOK/Development partners	2023-2028	

Project name	Location/ Sub-location	Description of Activities	Source of funding	Timeframe	Implementing Agency
Health staff at Masaba HC	Masaba	Deployment	COG/GOK/Development partners	2023-2028	
CHVs and CHCs	Bugumbe north	Motivation	COG/GOK/Development partners	2023-2028	
Fumigation services	Bugumbe north	Provision	COG/GOK/Development partners	2023-2028	
Laboratory	Kohanga and Masaba	Construction	COG/GOK/Development partners	2023-2028	
Laboratory equipment	Kombe	provision	COG/GOK/Development partners	2023-2028	
Staff squarer at Kombe dispensary	Kombe	Construction	COG/GOK/Development partners	2023-2028	
Upgrading of Masaba Health Centre to level IV hospital	Masaba	Construction and equipping	COG/GOK/Development partners	2023-2028	
Upgrading of Kohanga dispensary to level III health Centre	Kohanga	Construction and equipping	COG/GOK/Development partners	2023-2028	
Upgrading of Kombe dispensary to level II (Health Centre)	Kombe	Construction and equipping	COG/GOK/Development partners	2023-2028	
Nyamekongoroto laboratory	Nyamekongoroto	Construction and equipping	COG/GOK/Development partners	2023-2028	
Maternity Wing	Kohanga and Ketonyanya	Construction and equipping	COG/GOK/Development partners	2023-2028	
Maternity Wing	Nyamekongoroto	Construction and equipping	COG/GOK/Development partners	2023-2028	
Outpatient department	Komasimo Health Centre	Construction and equipping	COG/GOK/Development partners	2023-2028	
Staff Houses	Kohanga	Completion	COG/GOK/Development partners	2023-2028	
OPD structure at Komasimo Health centre	Komasimo	Completion	COG/GOK/Development partners	2023-2028	
Staff Houses	Getong'anya, Kohanga	Construction and Completion	COG/GOK/Development partners	2023-2028	
Masaba, Kombe Dispensaries	Masaba, Kombe	Rehabilitation	COG/GOK/Development partners	2023-2028	

**BUKIRA EAST WARD**

Project Name	Location / Sub-Location	Description of Activities	Source of funding	Timeframe	Implementing Agency
Karosi Dispensary	Karosi	Construction and Equipping	COG/GOK/Development partners	2023-2028	County Government of Migori
Taranganya Dispensary Laboratory and Staff Quarters	Taranganya	Construction and Equipment	COG/GOK/Development partners	2023-2028	
Nyatechi Dispensary - Supply of Medical Equipment and Drugs Kehanch Level 4	Taranganya	Provision, Supply and Staffing	COG/GOK/Development partners	2023-2028	
CHVs and CHWs - Supply of Medical Equipment	Wardwide	Provision	COG/GOK/Development partners	2023-2028	
Taranganya Dispensary - Recruitment of Medical Staff	Taranganya	Staffing	COG/GOK/Development partners	2023-2028	
Ntuyigi Dispensary	Igena	Construction and Equipment	COG/GOK/Development partners	2023-2028	
Establishment of Youth Friendly Services	Kehancha Level 4 Hospital	Provision	COG/GOK/Development partners	2023-2028	
Mental Health Services	Igena	Provision	COG/GOK/Development partners	2023-2028	
Recruitment of CHVs and CHWs	Igena	Staffing	COG/GOK/Development partners	2023-2028	

**MAKERERO WARD**

Project Name	Location	Description of Activities	Source of funding	Timeframe	Implementing Agency
Laboratory Construction At Nyasese Dispensary	Nyabikage	Provision	COG/GOK/Development Partners	2023-2028	County Government Of Migori
Medical Personnel At Nyasese Dispensary	Nyabikage	Provision	COG/GOK/Development Partners	2023-2028	

Project Name	Location	Description of Activities	Source of funding	Timeframe	Implementing Agency
Construction Of Burning Chambers At Nyasese Dispensary	Nyabikage	Provision	COG/GOK/Development Partners	2023-2028	
Fencing and Toilets	Nyametaburo health Centre, Nyasese Sirosimba dispensary	Construction	COG/GOK/Development Partners	2023-2028	
Empowering of Community health workers	Ward wide	Employment	COG/GOK/Development Partners	2023-2028	
Supply of Anti Malaria sprays	All health facilities in the ward	Provision	COG/GOK/Development Partners	2023-2028	
Construction Of Sorore Dispensary	Nyabikage	Provision	COG/GOK/Development Partners	2023-2028	
Upgrade Nyasese Dispensary To A Health Center		Provision	COG/GOK/Development Partners	2023-2028	
Digging Of New Composite Pit	Nyangiti	Provision	COG/GOK/Development Partners	2023-2028	
Construction Of New Slaughter House	Nyangiti, Masebe, Nyametaburo, Taragwiti	Provision	COG/GOK/Development Partners	2023-2028	
Installation Of Hand Washing Stations	Ward wide	Provision	COG/GOK/Development Partners	2023-2028	
Sirori simba Dispensary	Nyangiti	Construction	COG/GOK/Development Partners	2023-2028	
Staffing Laboratory At Taragwiti	Taragwiti	Supply	COG/GOK/Development Partners	2023-2028	
Laboratory	Taragwiti dispensary	Construction of Laboratory	COG/GOK/Development Partners	2023-2028	
Construction Of Staff Quarters	Taragwiti	Construction	COG/GOK/Development Partners	2023-2028	
Dispensaries	Kohego dispensary Staffing and Nyametaburo dispensary and Bingutwi Dispensary	Construction and equipping	COG/GOK/Development partners	2023-2028	
Equipping All Laboratories With Drugs	Ward wide	Supply	COG/GOK/Development Partners	2023-2028	
Nyasese Dispensary	Nyasese	Renovation and equipping, and modern toiletsConstruction of Maternity Wing	COG/GOK/Development Partners	2023-2028	
Market Latrines	Ward wide	Construction	COG/GOK/Development Partners	2023-2028	
Burning Chambers Nyametaburo	Nyametaburo	Construction	COG/GOK/Development Partners	2023-2028	

**BUKIRA CENTRALWARD**

Project Name	Location/sub location	Description of Activities	Source of funding	Timeframe	Implementing Agency
Dispensary	Robarisia	Upgrading	COG/GOK/Development partners	2023-2028	County Government of Migori
Incinerator	Ikerege,Bokerangi, Komomange, Robarisia	Provision	COG/GOK/Development partners	2023-2028	
Sanitary accommodation	ikerege	Provision	COG/GOK/Development partners	2023-2028	
Ambulance	Bukira central	Facilitate transportation	COG/GOK/Development partners	2023-2028	
Dispensary	Gwikonge,nyaigutu, Robarisia	construction	COG/GOK/Development partners	2023-2028	
Community health volunteer	Bukira central	Should be given allowance	COG/GOK/Development partners	2023-2028	
Maternity	Robarisi Dispensary	Construction	COG/GOK/Development partners	2023-2028	
Dispensaries to health centers	Mainagangiti,Komomange,Robarisia	Upgrading Dispensaries to health centers	COG/GOK/Development partners	2023-2028	
upgrading of dispensary to health center	Nyabokarange	Upgrading Dispensaries to health centers	COG/GOK/Development partners	2023-2028	

Project Name	Location/sub location	Description of Activities	Source of funding	Timeframe	Implementing Agency
Health Center	Robarisi	Upgrading of Dispensary to Health centres	COG/GOK/Development partners	2023-2028	
CHV	Bukira north		COG/GOK/Development partners	2023-2028	
Toilets and Fencing	Ward Dispensaries	Construction	COG/GOK/Development partners	2023-2028	

**NYAMOSENSE KOMOSOKO WARD**

Project name	Location/Sub-location	Description of Activities	Source of funding	Timeframe	Implementing Agency
Borimagono dispensary	B/South	Upgrading	COG/GOK/Development partners	2022-2028	County Government of Migori
Dispensary	B/South	Construction	COG/GOK/Development partners	2022-2028	
Laboratories	Wardwide	Construction	COG/GOK/Development partners	2022-2028	
Latrines in public places	Ward-wide	Construction	COG/GOK/Development partners	2022-2028	
Iraha Dispensary	B/West	Upgrading	COG/GOK/Development partners	2022-2028	
Komosoko dispensary	Komosoko	Construction of toilets and drainage system and renovation	COG/GOK/Development partners	2022-2028	
Nyamigwi Dispensary and Komakara Dispensary	B/SOUTH	equiping	COG/GOK/Development partners	2022-2028	
Getongoroma Dispensary	B/SOUTH	Construction of maternity Wing and renovation	COG/GOK/Development partners	2022-2028	
Matrinity Wing	Komosoko, Komakara, Getongoroma	Construction of maternity Wing and renovation	COG/GOK/Development partners	2022-2028	
Komakara Dispensary	B/South	equiping	COG/GOK/Development partners	2022-2028	

**KURIA EAST SUB COUNTY**

**NTIMARU WEST WARD**

Project name	Location/Sub-location	Description of Activities	Source of funding	Timeframe	Implementing Agency
Maternity Ward	Gairoro Dispensary, Gwitembe H/Centre, Makarangwe Dispensary,	Construction	COG/GOK/Development partners	2023-2028	County Government of Migori
Staff Houses	Gairoro Dispensary, Nyametembe Dispensary, Makarangwe Dispensary, Ntimaru Sub County Hospital	Construction	COG/GOK/Development partners	2023-2028	
Water	Gairoro Dispensary, Gwitembe H/Centre	Provision	COG/GOK/Development partners	2023-2028	
Fencing Of Gairoro Dispensary	Compound	Fencing	COG/GOK/Development partners	2023-2028	
Construct General Ward	Gwitembe H/Centre	Construction	COG/GOK/Development partners	2023-2028	
Dispensary	Gibomwe Bwirege West	Construction	COG/GOK/Development partners	2023-2028	
Drug Stores	Makarangwe Dispensary	Construction	COG/GOK/Development partners	2023-2028	
Upgrade Makarangwe Dispensary To Health Centre	Makarangwe H/Centre	Construction	COG/GOK/Development partners	2023-2028	
General Ward	Makarangwe Dispensary	Construction	COG/GOK/Development partners	2023-2028	
Provision Of Facilities, Staff, Drugs & Stores	Matare Dispensary	Facilitation	COG/GOK/Development partners	2023-2028	
Construction Of Dispensary Kwibanacha	Bwirege West	Construction	COG/GOK/Development partners	2023-2028	

Project name	Location/Sub-location	Description of Activities	Source of funding	Timeframe	Implementing Agency
Operationalization Of Theatre	Ntimary Sub County Hospital	Construction	COG/GOK/Development partners	2023-2028	
Mortuary	Ntimary Sub County Hospital	Construction	COG/GOK/Development partners	2023-2028	
Provide Ambulance Services	Ntimary Sub County Hospital	Facilitate And Purchase	COG/GOK/Development partners	2023-2028	
Add More Beds	Ntimary Sub County Hospital	Provision	COG/GOK/Development partners	2023-2028	
Construction of a Kitchen	Ntimary Sub County Hospital	Construct	COG/GOK/Development partners	2023-2028	
Provision Of Piped Water	Ntimary Sub County Hospital	Pipping	COG/GOK/Development partners	2023-2028	
Public Toilets	Market Centre	Construction	COG/GOK/Development partners	2023-2028	
Ntimari Sub County Hospital	Ntimaru	Construction and operational of theatre services	COG/GOK/Development partners	2023-2028	
Empowerment Of CHVS & CHWS	All	Stipend Allowance	COG/GOK/Development partners	2023-2028	
Water harvesting, ward admin office	Admin. Office	Provision	COG/GOK/Development partners	2023-2028	
Renovate Of Staff Houses	Gwitembe H/Centre	Renovation	COG/GOK/Development partners	2023-2028	

#### NYABASI WEST WARD

Project name	Location/Sub-location	Description of Activities	Source of funding	Timeframe	Implementing Agency
Theatre at Nyabasi West ward	Nyabasi West	Construction	COG/GOK/Development partners	2023-2028	County Government of Migori
Toll free numbers/Mobile Apps	Maeta	Development and activation	COG/GOK/Development partners	2023-2028	
All health facilities youth friendly corner	Ward wide	Construction	COG/GOK/Development partners	2023-2028	
Nyaroha, Chinato and Kemakoba dispensary, Maeta and Nyaitara	Nyabasi South	Construction of staff house	COG/GOK/Development partners	2023-2028	
Nyabikongori and Kionyo dispensary	Nyabikongori, Kionyo	Construction and completion of and dispensary and toilets	COG/GOK/Development partners	2023-2028	
Rescue Centre	Kedende B	Construction and equipping	COG/GOK/Development partners	2023-2028	
Kebaroti Dispensary	Kebaroti	Completion and construction of toilets	COG/GOK/Development partners	2023-2028	
Kendege B dispensary	Kedenge	Purchase of land	COG/GOK/Development partners	2023-2028	

#### GOKEHARAKA WARD

Project name	Location/Sub-location	Description of Activities	Source of funding	Timeframe	Implementing Agency
Nyamotambe Dispensary	Nyamotambe	Construction and equipping a maternity ward and staff house	COG/GOK/Development partners	2023-2028	County government of Migori
Getambwega dispensary	Getambwega	Construction and equipping of a general ward Promote to a health Centre Construction and equipping a rehabilitation Centre	COG/GOK/Development partners	2023-2028	
Gwitare dispensary	Gwitare	Construction and equipping	COG/GOK/Development partners	2023-2028	
Gosebe Dispensary	Construction of Maternity Wing	Construction and equipping	COG/GOK/Development partners	2023-2028	
Standby Generators	All Dispensaries	Provision	COG/GOK/Development partners	2023-2028	
Tisinye Health	Tisinye	Provision of ambulance Construction of laboratories	COG/GOK/Development partners	2023-2028	
Nyamaranya dispensaries	Nyamaranya	Completion of staff houses Provision of generator	COG/GOK/Development partners	2023-2028	
Tisinye health centre	Gokeharaka	Upgrade to sub-county hospital	COG/GOK/Development partners	2023-2028	

Project name	Location/Sub-location	Description of Activities	Source of funding	Timeframe	Implementing Agency
Laboratory and Ambulance	All Dispensaries	Provision	COG/GOK/Development partners	2023-2028	
Gosebe & Nyamaranya dispensary	Gokeharaka	Upgrade to a health centre	COG/GOK/Development partners	2023-2028	
Makonge dispensary	Gokeharaka	Purchase land & completion	COG/GOK/Development partners	2023-2028	

**NYABASI EAST WARD**

Project Name	Location / Sub-Location	Description of Activities	Source of funding	Timeframe	Implementing Agency
Dispensary and Staff Quarters	Kugitimo Girigiri	Construction and Equipping	COG/GOK/Development partners	2023-2028	County Government of Migori
Construction of marternity		Construction	COG/GOK/Development partners	2023-2028	
Kwigena Dispensary Laboratory and Staff Quarters	Kwigena	Construction and Equipping and fencing	COG/GOK/Development partners	2023-2028	
Dispensaries at Getongoroma, Sagati	Nyabasi North	Construction and Equipping and fencing	COG/GOK/Development partners	2023-2028	
Recruitment of CHWs	Nyabasi North	Staffing	COG/GOK/Development partners	2023-2028	
TB & HIV Testing and Counselling Centre	Nyabasi North	Construction and Equipping	COG/GOK/Development partners	2023-2028	
Sakuri Dispensary	Nyabasi East	Construction and Equipping	COG/GOK/Development partners	2023-2028	
Nyamagogwi Dispensary Laboratory and Staff Quarters	Nyabasi East	Construction and Equipping	COG/GOK/Development partners	2023-2028	
Recruitment of Nurses	Nyabasi East	Staffing	COG/GOK/Development partners	2023-2028	
Toilets and incenerators at all dispensaries	Wardwide	Construction	COG/GOK/Development partners	2023-2028	
Subsidized Healthcare for Senior Citizens	Nyabasi Central	Provision	COG/GOK/Development partners	2023-2028	
Recruitment of CHWs	Nyabasi Central	Staffing	COG/GOK/Development partners	2023-2028	
Kegonga Sub-County Hospital Ambulance	Nyabasi Central	Provision	COG/GOK/Development partners	2023-2028	
Kegonga Sub-County Hospital Theatre	Nyabasi Central	Construction and Equipping	COG/GOK/Development partners	2023-2028	
Completion	Koromangucha /Girigiri	Ccompletion and Equiping, staffing and commisioning	COG/GOK/Development partners	2023-2028	
Fencing	Girigiri/ Koromangucha Dispensay	Errection of fence	of Girigiri Dispensay		
Kegonga Hospital	Kegonga	Renovations	COG/GOK/Development partners	2023-2028	
Dispensary at Nyamanche Center	Nyabasi Central	Construction and Equipping	COG/GOK/Development partners	2023-2028	

**NTIMARU EAST WARD**

Project Name	Location/Sub-location	Description of Activities	Source of funding	Timeframe	Implementing Agency
Sagati Dispensary	Ntimaru East	Construction	COG/GOK/Development partners	2023-2028	County Government of Migori
Nyankongo dispensary	Ntimaru East	Purchase of land Construction	COG/GOK/Development partners	2023-2028	
Minyere Dispensary	Ntimaru East	Construction	COG/GOK/Development partners	2023-2028	
Taragai dispensary nurse house	Ntimaru East	Construction and upgrading	COG/GOK/Development partners	2023-2028	
Upgrading Taragai, Taragai,dispensary to health centre	Ntimaru East	Upgrading	COG/GOK/Development partners	2023-2028	
Wagira Dispensary	Ntimaru East	Fencing	COG/GOK/Development partners	2023-2028	

Project Name	Location/Sub-location	Description of Activities	Source of funding	Timeframe	Implementing Agency
Wangira Dispensary	Ntimaru East	Staffing	COG/GOK/Development partners	2023-2028	
Building toilets	Wardwide	Construction	COG/GOK/Development partners	2023-2028	
Upgrading of Itongo Dispensary	Itongo	Completion, Equipping, fencing, staffing and Commissioning	COG/GOK/Development partners	2023-2028	
Community health Workers	Ward-wide	Deployments	COG/GOK/Development partners	2023-2028	
Equipping dispensary	Itongo	Purchase	COG/GOK/Development partners	2023-2028	
Equipping dispensary	Taragai	Purchase	COG/GOK/Development partners	2023-2028	
Equipping dispensary	Wangirabose	Purchase	COG/GOK/Development partners	2023-2028	

## SUNA WEST SUB COUNTY

### RAGANA-ORUBA WARD

Project name	Location/Sub-location	Description of Activities	Source of funding	Timeframe	Implementing Agency
New Dispensaries	Wuoth Ogik, Nyanko, Oruba Keyo and Milimani	Construction and Equipping of dispensary	COG/GOK/Development partners	2023-2028	County Government of Migori
Dispensaries	Dip Oruba and Ragana	Upgrading to Health Centre, Staffing and supply of drugs	COG/GOK/Development partners	2023-2028	
Public toilets	Osaka, Ragana market, Jua Kali and Shauriyako	Construction of public toilets	COG/GOK/Development partners	2023-2028	
Maternity ward	Dip Oruba and Ragana	construction	COG/GOK/Development partners	2023-2028	
Male and female ward	Dip Oruba and Ragana	construction	COG/GOK/Development partners	2023-2028	
CHVs	Entire ward	recruitment	COG/GOK/Development partners	2023-2028	
Proper health services and machines for those with disability	Entire ward	provision	COG/GOK/Development partners	2023-2028	
Staff houses	Dip Oruba and Ragana	construction	COG/GOK/Development partners	2023-2028	
Electricity installation	Dip Oruba and Ragana	installation	COG/GOK/Development partners	2023-2028	
Perimetre Walls	Dip Oruba and Ragana Dispensaries	Construction	COG/GOK/Development partners	2023-2028	

### WASIMBETE WARD

Project name	Location/ Sub-location	Description of Activities	Source of funding	Timeframe	Implementing Agency
Drugs and medical equipment	Kopanga, Giribe, Nyamaraga, Masaria	Regular supply	COG/GOK/Development partners	2023-2028	County Government of Migori
Maternity wing in the dispensaries	Giribe, Kopanga and Masaria, Ore Dispensary	Equipping	COG/GOK/Development partners	2023-2028	
Medical and subordinate staff	Giribe , Kopanga, Nyamaraga, Masaria, Ore	Employing	COG/GOK/Development partners	2023-2028	
General ward	Giribe and Masaria	Construction	COG/GOK/Development partners	2023-2028	
Outpatient department	Kopanga and Piny Oyie	completion	COG/GOK/Development partners	2023-2028	
New dispensary	Arombe	construction	COG/GOK/Development partners	2023-2028	
Barasengo dispensary	Barasengo	construction	COG/GOK/Development partners	2023-2028	
Theatre and administration block	Nyamaraga	construction	COG/GOK/Development partners	2023-2028	
Modern maternity wing	Masaria dispensary	construction	COG/GOK/Development partners	2023-2028	



Project name	Location/ Sub-location	Description of Activities	Source of funding	Timeframe	Implementing Agency
Modern OPD	Nyamaraga	Rehabilitation and expansion	COG/GOK/Development partners	2023-2028	

**WASWETA II WARD**

Project Name	Location / Sub-Location	Description of Activities	Source of funding	Timeframe	Implementing Agency
Magoto Dispensary	Magoto	To Completed	COG/GOK/Development partners	2023-2028	County Government of Migori
Bondo Dispensary Laboratory and Abolition Block	Wasweta 2	Construction and Equipment	COG/GOK/Development partners	2023-2028	County Government of Migori
Bondo Dispensary	Wasweta 2	Upgrading	COG/GOK/Development partners	2023-2028	
Machibi Dispensary	Sagero	Construction and Equipment	COG/GOK/Development partners	2023-2028	
Kitbul Dispensary Maternity Ward	Sagero	Construction and Equipment	COG/GOK/Development partners	2023-2028	
Nyamange Dispensary	Nyamange	Construction and Equipment	COG/GOK/Development partners	2023-2028	
Ombo Dago Dispensary	Nyamili	Construction and Equipment	COG/GOK/Development partners	2023-2028	
Kipasi Songa	Kipasi	Construction and Equipment	COG/GOK/Development partners	2023-2028	
Lela Dispensary	Lela	Construction and Equipment	COG/GOK/Development partners	2023-2028	

**WIGA WARD**

Project Name	Location/sub location	Description of Activities	Source of funding	Timeframe	Implementing Agency
Godkwer level four mortuary	Godkwer	Construction	COG/GOK/Development partners	2023-2028	County Government of Migori
Staff quarters	Godkwer	Construction	COG/GOK/Development partners	2023-2028	
Ambulance	Godkwer	Provision	COG/GOK/Development partners	2023-2028	
Toilets and security	gokwer	Construction	COG/GOK/Development partners	2023-2028	
Dispensary	Kotuga, Kosege, Dago nyambeche, godkwer, omwomore, Nyalganda kikonge, Kioru raha, lwendo, surumina	Construction , Equiping and Staffing	COG/GOK/Development partners	2023-2028	
Maternity Wing	Arombe	Construction	Construction , Equiping and Staffing	2023-2028	

**SUNA EAST SUB COUNTY**

**KWA WARD**

Project name	Location/Sub-location	Description of Activities	Source of funding	Timeframe	Implementing Agency
Dispensary	Radienya, Thidhna, Kapaulo, Kojea, Wuoth Ogik, Remo, God Ngoche, Kisindi	Construction, Equiping and Completion	COG/GOK/Development partners	2023-2028	County Government of Migori
Rabuor dispensary	Kwa	Renovation and fencing	COG/GOK/Development partners	2023-2028	
Staff quarters and Maternity Wing at Rabuor	Kwa	Construction	COG/GOK/Development partners	2023-2028	
Male ward and a female ward	Ogwedhi	Construction of the two new wards	COG/GOK/Development partners	2023-2028	
Remo Dispensary	Remo	Establishment &Fencing	COG/GOK/Development partners	2023-2028	
Suna-Rabuor Dispensary	Onguo	Equiping and Buying machines and drugs	COG/GOK/Development partners	2023-2028	

Project name	Location/Sub-location	Description of Activities	Source of funding	Timeframe	Implementing Agency
Modern toilets at Rabuur dispensary	Kwa	Construction	COG/GOK/Development partners	2023-2028	
Pit latrine at Remo Dispensary	Remo	Construction	COG/GOK/Development partners	2023-2028	
Public toilets	Kojea market and ECD centres at Wuoth Ogik, Kwa Hills and Nyamongo.	Construction	COG/GOK/Development partners	2023-2028	
Provision of commodities for healthcare	Sagegi	Commodities for CHVs	COG/GOK/Development partners	2023-2028	

#### SUNA CENTRAL WARD

Project name	Location/Sub-location	Description of Activities	Source of funding	Timeframe	Implementing Agency
Dispensary	Onyalo	Construction of dispensary	COG/GOK/Development partners	2023-2028	County Government of Migori County Government of Migori
	Facelifting of Midoti				
Walking Aid	Wardwide	Provision of wheel chairs, white canes and hearing aids	COG/GOK/Development partners	2023-2028	
Maternity	Nyamware, Midoti and Ondong	Construction and expansion of maternity	COG/GOK/Development partners	2023-2028	
Pitlatrine	Midoti , Nyamware and Ondong Dispensaries	Construction	COG/GOK/Development partners	2023-2028	

#### KAKRAO WARD

Project name	Location/Sub-location	Description of Activities	Source of funding	Timeframe	Implementing Agency
Dispensaries	Tingna, Nyikendo, Nyagrombe, Kakrao TTI, Rangenya, Otacho & Felgon	Construction & equipping	COG/GOK/Development partners	2023-2028	County government of Migori
Doctors & nurses	Ward wide	Deployment	COG/GOK/Development partners	2023-2028	
Oboke dispensary	Oboke	Provision of drugs	COG/GOK/Development partners	2023-2028	
Nyarongi & Anjago dispensaries	Nyarongi & Anjago	Upgrading to health centres Medical care for needy families	COG/GOK/Development partners	2023-2028	
Saffing and Drug Supply	Wardwide	Employment and Drug supplies	COG/GOK/Development partners	2023-2028	
PWDS	Ward wide	Health care access services Provision of assistive devices e.g., wheelchairs & walking sticks	COG/GOK/Development partners	2023-2029	

#### GOD JOPE WARD

Project Name	Location/sub location	Description of Activities	Source of funding	Timeframe	Implementing Agency
Dispensary	Wasio, mayatta ,odiyo wange, chungu, Osingo and Sango	Construction, Completion and equipping	COG/GOK/Development partners	2023-2028	County Government of Migori
Maternity ward	God Jope dispensary,Osingo dispensary	construction	COG/GOK/Development partners	2023-2028	
Male and female ward	God jope dispensary,Osingo dispensary	construction	COG/GOK/Development partners	2023-2028	
CHVs	Entire ward	recruitment	COG/GOK/Development partners	2023-2028	
Proper health services and machines for those with disability	Entire ward	provision	COG/GOK/Development partners	2023-2028	
Staff houses	Osingo and God Jope dispensaries	construction	COG/GOK/Development partners	2023-2028	
Electricity installation	Osingo dispensary	installation	COG/GOK/Development partners	2023-2028	
Nurses	Osingo dispensary	deployment	COG/GOK/Development partners	2023-2028	

## NYATIKE SUB COUNTY

### KALER WARD

Project name	Location/Sub-location	Description of Activities	Source of funding	Timeframe	Implementing Agency
Kanga dispensary ambulance	Kiasa	Procurement Provision	COG/GOK/Development partners	2023-2028	County Government of Migori County Government of Migori
Maternity Wing	Olasi, Kanga Onditi, Sagenya	Completion	COG/GOK/Development partners	2023-2028	
Dispensaries at Nyamache, Boya, Dunga and Tito	Nyamache, Boya, Keya, Nyamili, Dunga and Tito	Construction of dispensaries	COG/GOK/Development partners	2023-2028	

### KACHIENG WARD

Project name	Location/Sub-location	Description of Activities	Source of funding	Timeframe	Implementing Agency
Public health officers	Sori Sub-location	Administration of officers	COG/GOK/Development partners	2023-2028	County Government of Migori
Public Toilets and Latrines	Sori Sub-location, At Riat centre in Raga Sub-location, At Bongu centre in Bongu sub-location	Construction of new ones	COG/GOK/Development partners	2023-2028	
Disilting and Sanitation	Sori Sublocation, Gunga Sub-location	Disilting and sanitation	COG/GOK/Development partners	2023-2028	
Kongou and Agolo Muok Dispensaries	Kongou and Agolo Muok Dispensaries	Operationalisation	COG/GOK/Development partners	2023-2028	
Mosquito nets	Raga Sub-location	Supplying of nets	COG/GOK/Development partners	2023-2028	
Dispensaries	Nyamanga and Sori Karungu School Dispensary	Equipping			
Mobile Clinic	Raga sub-location	Frequent mobile clinic	COG/GOK/Development partners	2023-2028	

### KANYASA WARD

Project name	Location/Sub-location	Description of Activities	Source of funding	Timeframe	Implementing Agency
Dispensary	Otati, Riat	Fencing Installation of lights	COG/GOK/Development partners	2023-2028	County government of Migori
Toilets	Kogore, Bondo Kosiemo, Manyunga, Kipingi, Riat, Nyamongo, Otati, Obware & Nyagod Jowi dispensaries	Construction	COG/GOK/Development partners	2023-2028	
Riat dispensary	Ungoe, Otati, Riat	Upgrading to a health centre	COG/GOK/Development partners	2023-2028	
Dispensary	Ungoe, Bondo Kosiemo, Gimalo, Aduogo Sub location	Construction & equipping	COG/GOK/Development partners	2023-2028	
Laboratory	Obware	Construction, Upgrading & equipping	COG/GOK/Development partners	2023-2028	
VET officers	Alendo	Deployment	COG/GOK/Development partners	2023-2028	

### MACALDER / KANYARWANDA WARD

Project Name	Location / Sub-Location	Description of Activities	Source of funding	Timeframe	Implementing Agency
Dispensaries at Ongoche, Ndemra and Nyandema, Orango, Kombato	South Kadem	Construction and Fencing	COG/GOK/Development partners	2023-2028	County Government of Migori
New Dispensaries	Kowuor	Construction	COG/GOK/Development partners	2023-2028	
Staff houses and Maternity Wing	Kombato, Orango, Ogongo	Constuction	COG/GOK/Development partners	2023-2028	
Nyatike District Hospital	God Bondo / Lower Kanyarwanda Ward	Upgrading	COG/GOK/Development partners	2023-2028	

Project Name	Location / Sub-Location	Description of Activities	Source of funding	Timeframe	Implementing Agency
God Bondo Dispensary	West Kanyarwanda	Construction and Equipment	COG/GOK/Development partners	2023-2028	
Wath Onger Health Center	West Kanyarwanda	Upgrading	COG/GOK/Development partners	2023-2028	
Dispensaries at Osiri Sango and Kalangi	Mikei / Kalangi	Construction and Equipment	COG/GOK/Development partners	2023-2028	
Macalder Dispensary	Mikei / Kalangi, Nyatike, Obaluanda,	Upgrading	COG/GOK/Development partners	2023-2028	
Mikei Dispensary	Mikei / Kalangi	Construction of Staff Quarters	COG/GOK/Development partners	2023-2028	
Kombato, Namba Kodero, Oba Luanda , Ogongo and Orango Dispensaries	Owich	Construction of Staff Quarters and Doctor's House  Construction of Maternity Ward	COG/GOK/Development partners	2023-2028	
Boreholes	All health facilities	Drilling of boreholes	COG/GOK/Development partners	2023-2028	
Got Orango Dispensary	Got Orango	Construction of Maternity Ward	COG/GOK/Development partners	2023-2028	

**MUHURU WARD**

Project Name	Location/Sub-location	Description of Activities	Source of funding	Timeframe	Implementing Agency
Dispensary	South East Ibencho Sub Location	Provision	COG/GOK/Development Partners	2023-2028	County Government Of Migori
Contruction Of Theater	East Muhuru	Provision	COG/GOK/Development Partners	2023-2028	
Construction Of Mortuary	East Muhuru	Provision	COG/GOK/Development Partners	2023-2028	
Staffing Of Winjo Dispensary	East Muhuru	Provision	COG/GOK/Development Partners	2023-2028	
Tagache Sub County Hospital Ambulance Needed	East Muhuru	Provision	COG/GOK/Development Partners	2023-2028	
Dispensary	South East Nyamkondo	Provision	COG/GOK/Development Partners	2023-2028	
Toilets	South East, Kobadia Centre, Kowet Beach, Banda Market, Ibencho Market, Sae Ecd Center	Provision	COG/GOK/Development Partners	2023-2028	
Solar Lamps Mugabo Dispensary	Muhuru West	Provision	COG/GOK/Development Partners	2023-2028	
Staff Latrines Mugabo Dispensary	Muhuru West	Construction	COG/GOK/Development Partners	2023-2028	
Hospital Beds, Storage Facilities For Drugs	Muhuru West	Supply	COG/GOK/Development Partners	2023-2028	
Staffing And Houses Of Mugabo Dispensary	Muhuru West	Construction	COG/GOK/Development Partners	2023-2028	
Water	All health facilities	Supply	COG/GOK/Development partners	2023-2028	
New Laboratory, Its Equipments Mugabo Dispensary	Muhuru West	Construction	COG/GOK/Development Partners	2023-2028	

**GOT KACHOLA WARD**

Project name	Location/Sub-location	Description of Activities	Source of funding	Timeframe	Implementing Agency
Dispensary at	Ratienyi ,serena, otho nyambua, amoyo, olando	Construction and equipment	COG/GOK/Development Partners	2023-2028	County Government Of Migori
Health center at otho	West kadem	construction	COG/GOK/Development Partners	2023-2028	
Got kachola martanity	West kadem	Construction	COG/GOK/Development Partners	2023-2028	
Ambulance at othoo	West kadem		COG/GOK/Development Partners	2023-2028	
Staff quarters at	Othoo, got kachola	Construction	COG/GOK/Development Partners	2023-2028	

Project name	Location/Sub-location	Description of Activities	Source of funding	Timeframe	Implementing Agency
Nyandalo kaweri, A neko, Koweru dispensaries	Nyandalo central	Upgrading to health center	COG/GOK/Development Partners	2023-2028	
Apilo dispensary	Nyandalo central	Expansion	COG/GOK/Development Partners	2023-2028	
Martanity ward at apilo Yago, Nyakiringoto and Got Kachola dispensary	Nyandalo central	Construction	COG/GOK/Development Partners	2023-2028	
Staff houses at apilo dispensary	Nyandalo central	Construction	COG/GOK/Development Partners	2023-2028	
Septic tank	Got kachola	Construction	COG/GOK/Development Partners	2023-2028	
Incinerator and Ceptic Tank	Got kachola	Construction	COG/GOK/Development Partners	2023-2028	
Aneko dispensary	Got kachola	Upgrading to health center	COG/GOK/Development Partners	2023-2028	
Public toilet at	Aneko , othoo, ofuoge	Construction	COG/GOK/Development Partners	2023-2028	
Public waste	aneke	Collection	COG/GOK/Development Partners	2023-2028	
Tulu dispensary	amoyo	Upgrading to health center, fencing of staff quarters and construction of martanity ward	COG/GOK/Development Partners	2023-2028	
Land for Expansion	Nyandago Dispensary	Purchase	COG/GOK/Development partners	2023-2028	
Nyakiringoto martanity wing	bande	Construction	COG/GOK/Development Partners	2023-2028	
public toilet	All health facilities	Construction	COG/GOK/Development Partners	2023-2028	
Yago staff quarters	bande	Construction	COG/GOK/Development Partners	2023-2028	
Pit latrine at	Nyakiringoto dis	Construction	COG/GOK/Development Partners	2023-2028	
Bande staff quarters	bande	Construction	COG/GOK/Development Partners	2023-2028	
Nyakiringoto staff quarters	bande	Construction	COG/GOK/Development Partners	2023-2028	

**NORTH KADEM WARD**

Project name	Location/Sub-location	Description of Activities	Source of funding	Timeframe	Implementing Agency
Health Centres	Lower central Kadem	Construction of new health centres	COG/GOK/Development partners	2023-2028	County Government of Migori
Dispensary	North Kadem	Construction and Equipping (Sota , Sere and Magungu)	COG/GOK/Development partners	2023-2028	
Upgrading Lwanda dispensary to Health Centres	Lwanda	Upgrading of Lwanda dispensary to Health Centre	COG/GOK/Development partners	2023-2028	
Kibrian Health Centre	Bala Central	Constructio & equipping	COG/GOK/Development partners	2023-2028	
Owiro and Tuk Dispensary	Bala Central	Construction & equipping	COG/GOK/Development partners	2023-2028	
Kibrian Health Staff	Bala Central	Deployment	COG/GOK/Development partners	2023-2028	
Kibrian Health Equipments	Bala Central	Provision	COG/GOK/Development partners	2023-2028	
Medical drugs	Bala Central	Provision	COG/GOK/Development partners	2023-2028	
Kowiro, Konge and Orango Dispensary	N/E Kadem	Construction of new facilities	COG/GOK/Development partners	2023-2028	
Ndiwa and Thimlich dispensary	N/E Kadem	Upgrading of dispensaries to health centre	COG/GOK/Development partners	2023-2028	
Drugs in all hospitals	N/E Kadem	Provision	COG/GOK/Development partners	2023-2028	
Maternity	Diruma, Kabuto	Construction	COG/GOK/Development partners	2023-2028	

Project name	Location/Sub-location	Description of Activities	Source of funding	Timeframe	Implementing Agency
Staff Houses	Diruma	Construction	COG/GOK/Development partners	2023-2028	
Clinical officers	Diruma	Deployment of additional clinical officers	COG/GOK/Development partners	2023-2028	
Nalo Dispensary	Magugu Central	Construction	COG/GOK/Development partners	2023-2028	
Equipping Diruma Dispensary	Diruma	Addition of equipments and Fencing	COG/GOK/Development partners	2023-2028	
Fencing	Diruma	Reinforcement	COG/GOK/Development partners	2023-2028	
Upgrading agenga dispensary to health centre	Ageng'a	Upgrading	COG/GOK/Development partners	2023-2028	
Upgrading Kituka dispensary to health centre	Kituka	Upgrading	COG/GOK/Development partners	2023-2028	
Sayote health centre	East Kanyuor	Deployment of workers and further construction	COG/GOK/Development partners	2023-2028	
Electrification	Agenga / Karapolo	Electric installation in hospitals / dispensaries	COG/GOK/Development partners	2023-2028	
Outreaches	North Kadem	Medical services to the Community (North Kadem)	COG/GOK/Development partners	2023-2028	
Pit Latrines	North Kadem	Construction of Pit Latrines (Magungu & Sota)	COG/GOK/Development partners	2023-2028	
Air bone Latrines	Lwanda	Construction in Lwanda	COG/GOK/Development partners	2023-2028	
Public Health Officers	Ward wide	Deployment	COG/GOK/Development partners	2023-2028	
Pit Latrines	Nyaluoro, Tuk, Ndiwa, Kibrian and Owiro Trading Centres	Construction	COG/GOK/Development partners	2023-2028	
Community Unit	Magugu Central	Construction at Nalo-Magugu	COG/GOK/Development partners	2023-2028	
Pit Latrines	Diruma, Nalo, and kolanya	Construction	COG/GOK/Development partners	2023-2028	
Medicine	Wardwide	Supply	COG/GOK/Development partners	2023-2028	

## RONGO SUB COUNTY

### EAST KAMAGAMBO WARD

Project Name	Location	Description of Activities	Source of funding	Timeframe	Implementing Agency
Ndegeorido	E/ Koluoch	Marternity Ward	COG/GOK/Development Partners	2023-2028	County Government Of Migori
Onsiko,Nyamuga, Aila ,Rakwaro Kachief	Ee/ Koluoch	Construction	COG/GOK/Development Partners	2023-2028	
Apondo Health Centre	Kongoma	Construction	COG/GOK/Development Partners	2023-2028	
Sare Health Centre	Kongoma	Supply Of Drugs	COG/GOK/Development Partners	2023-2028	
Health Dispensary	Kambija	Construction	COG/GOK/Development Partners	2023-2028	
Kudho Dispensar		Completion	COG/GOK/Development partners	2023-2028	
Kimamra Dispensary	East Kamagambo	Acquisition Of New Health Unit	COG/GOK/Development Partners	2023-2028	
Veha Facilityto Receive Drugs	West Kanyamamba	Upply Of Arv's	COG/GOK/Development Partners	2023-2028	
Health Facility At Kuja Old Bridge	West Kanyamamba	Construction	COG/GOK/Development Partners	2023-2028	
Kudho Health Centre	Kagoro	Construction Of Health Facility	COG/GOK/Development Partners	2023-2028	
Laboratory	Kangeso, Kochola	Construction	COG/GOK/Development Partners	2023-2028	
Dispensay	Manyatta	Equipping, Fencing and construction of Toilets	COG/GOK/Development Partners	2023-2028	

Project Name	Location	Description of Activities	Source of funding	Timeframe	Implementing Agency
Opapo Dispensary	East Kamagambo	Construction	COG/GOK/Development Partners	2023-2028	

**NORTH KAMAGAMBO WARD**

Project Name	Location	Description of Activities	Source of funding	Timeframe	Implementing Agency
ndege oriedo dispensary	North Kamagambo	Upgrading to health center	COG/GOK/Development Partners	2023-2028	County Government of Migori
Health center	North Kamagambo	Construction	COG/GOK/Development Partners	2023-2028	
New Dispensaries	Kameji, Kuna, Ndege Oriedo/Onyiero Dispensary	Construction	COG/GOK/Development Partners	2023-2028	
Staff quarters	North Kamagambo	Construction	COG/GOK/Development Partners	2023-2028	
Wards at kuna	North Kamagambo	Construction	COG/GOK/Development Partners	2023-2028	
CHWS and CHVs	North Kamagambo	Stipend	COG/GOK/Development Partners	2023-2028	
Staff houses	Minyenya, Ndege Oriedo	Construction	Kameji, Kuna, Onyiero Dispensary		
Minyenya dispensary	North Kamagambo	Upgrading to health center and construction of maternity wing	COG/GOK/Development Partners	2023-2028	
Ambulance	All Dispensaries	Provision	Kameji, Kuna, Onyiero Dispensary		
Commissioning of Dispensaries	Kameji, Kuna, Onyiero Dispensary	Deployment of staff and commissioning	COG/GOK/Development Partners	2023-2028	
sanitation	North Kamagambo	Construction of pit latrin at mining sites	COG/GOK/Development Partners	2023-2028	

**CENTRAL KAMAGAMBO WARD**

Project name	Location /sub-location	Description of Activities	Source of funding	Timeframe	Implementing Agency
Dispensary	Koderobara SDA, Njiri, Kamkuyu, Kanyingombe	Equipping	COG/GOK/Development partners	2023-2028	County Government of Migori
Mortuary I	Rongo sub-county hospital	Construction	COG/GOK/Development partners	2023-2028	
Hospital wards	Rongo sub-county hospital	Upgrading to level5	COG/GOK/Development partners	2023-2028	
Ambulance Services	All health Facilities	Provision	COG/GOK/Development partners	2023-2028	
Public toilets	Rongo sub-county hospital	Construction	COG/GOK/Development partners	2023-2028	

**SOUTH KAMAGAMBO**

Project name	Location /sub-location	Description of Activities	Source of funding	Timeframe	Implementing Agency
Dispensary	koyar	Expansion	COG/GOK/Development partners	2023-2028	County Government of Migori
Dispensary	banda	Construction and equipping	COG/GOK/Development partners	2023-2028	
Dispensary	sigiria	Construction and equipping	COG/GOK/Development partners	2023-2028	
Dispensary	nyaoke	Construction and equipping	COG/GOK/Development partners	2023-2028	
Dispensary	Kamilonde and kitere	expansion	COG/GOK/Development partners	2023-2028	
Hospital	ongo	Construction of Maternity	COG/GOK/Development partners	2023-2028	
Dispensaries	Kamilonde, Kitere, Koyar	Completion and expansion	COG/GOK/Development partners	2023-2028	

**AWENDO SUB COUNTY**

**CENTRAL SAKWA WARD**

Project name	Location/Sub-location	Description of Activities	Source of funding	Timeframe	Implementing Agency
Dispensary	Kasidula Sub-location Kombok North Sub-location Kanyagwala Sub-location at Otacho public health centre South Kombok sub-location at Anindo Lianda, Awendo town, Raywer, Ranjira	Construction of new Construction at Kokore centre Upgrading and equipping Construction Equiping and opening	COG/GOK/Development partners	2023-2028	County Government of Migori
New Dispensary	Anindo Lianda	Construction and equipping	COG/GOK/Development partners	2023-2028	
Maternity	Kombok North Sub-location	Construction	COG/GOK/Development partners	2023-2028	
Fencing	All health facilities	Errection of fence and gate	COG/GOK/Development partners	2023-2028	
Awendo Sub County Hospital	Awendo Sony	Construction of Perimeter Wall	COG/GOK/Development partners	2023-2028	
Incsnarators and Placentre Pits	All health facilities	Provision			
Testing apparatus	Kombok North Sub-location	Supply	COG/GOK/Development partners	2023-2028	
Mortuary	South Kombok Sub-location at Awendo	Establishment	COG/GOK/Development partners	2023-2028	
Dental Unit	South Kombok Sub-location	Construction	COG/GOK/Development partners	2023-2028	

**NORTH SAKWA WARD**

Project name	Location/Sub-location	Description of Activities	Source of funding	Timeframe	Implementing Agency
dispensary	Alara Nyambija Ringa Yago Ranen	Completion & equipping	COG/GOK/Development partners	2023-2028	County government of Migori
Nyakaya dispensary	Kakmasia East	Construction & equipping	COG/GOK/Development partners	2023-2028	
Ambulance	Wardwide	Provision	COG/GOK/Development partners	2023-2028	
Ang'ogo and Kuoyo dispensary		Upgrading to health Centre	COG/GOK/Development partners	2023-2028	
Sangla dispensary	Kadera Lwala	Construction & equipping	COG/GOK/Development partners	2023-2028	
Staff Houses	All Dispenasies	Construction & equipping	COG/GOK/Development partners	2023-2028	
Community Health Workers offices		Construction & equipping	COG/GOK/Development partners	2023-2028	
Water Treatment	All water points	Provision of Chlorine, Dispencers	COG/GOK/Development partners	2023-2028	
Kuja dispensary	Kanyasrega	Upgrading to a health Centre	COG/GOK/Development partners	2023-2028	
Dispensary at Raruowa village	Kanyasrega	Construction & equipping	COG/GOK/Development partners	2023-2028	
Kwoyo dispensary	Kadera Kwoyo	Upgrading to	COG/GOK/Development partners	2023-2028	
Koyier dispensary	Kadera Kwoyo	Construction & equipping	COG/GOK/Development partners	2023-2028	
Community health workers	Kadera Kwoyo	Provision of offices & payments	COG/GOK/Development partners	2023-2028	
Chlorine dispenser	Kadera Kwoyo	Supply in each dispensary	COG/GOK/Development partners	2023-2028	
Nyakuru dispensary	West Kakmasia	Upgrading to a health centre	COG/GOK/Development partners	2023-2028	



Project name	Location/Sub-location	Description of Activities	Source of funding	Timeframe	Implementing Agency
Oboke dispensary	West Kakmasia	Construction and equipping	COG/GOK/Development partners	2023-2028	

#### SOUTH SAKWA WARD

Project name	Location/Sub-location	Description of Activities	Source of funding	Timeframe	Implementing Agency
Manyatta, Manyuanda, Olande Ware, Bongu, martanity ward	waware	Construction and equipment	COG/GOK/Development partners	2023-2028	County government of Migori
Staff quarters	Angaga, manyuanda , Manyatta, Bonde, Angaga, Ngonga,waundha, Mariwa	Construction and equipment	COG/GOK/Development partners	2023-2028	
Dispensaries at	Sare, Bongu, Alego, Rinya, Dago	Construction and equipment	COG/GOK/Development partners	2023-2028	
Water tanks	waware	Distribution	COG/GOK/Development partners	2023-2028	
Mariwa health center	waware	Upgrading to level 4	COG/GOK/Development partners	2023-2028	
Water	All Dispensaries	Supply	COG/GOK/Development partners	2023-2028	
10 000ltrs water tank	waundha	Installation	COG/GOK/Development partners	2023-2028	
Staff toilets	All Dispensaries	Construction	COG/GOK/Development partners	2023-2028	
Stetcher(wheelchair)	waundha	Purchase	COG/GOK/Development partners	2023-2028	
Modern martanity beds	waundha	Purchase	COG/GOK/Development partners	2023-2028	
Ngonga dispensary	waundha	Upgrading to health center	COG/GOK/Development partners	2023-2028	
Modern Beds	In all Health Facilities	Provision	COG/GOK/Development partners	2023-2028	
Maternity wing	waundha	construction	COG/GOK/Development partners	2023-2028	

#### WEST SAKWA WARD

Project name	Location/Sub-location	Description of Activities	Source of funding	Timeframe	Implementing Agency
Kodeny Dispensary	Kamresi	Construction	COG/GOK/Development partners	2023-2028	County Government of Migori
Ringa Kodongo Dispensary	Ringa	Completion and equipping	COG/GOK/Development partners	2023-2028	
Drugs and Ambulance	All health facilities	Provision of medicine to all facilities and Ambulance to Dede Health Centre	COG/GOK/Development partners	2023-2028	
Hospital equipment	Rabondo	Provision of hospital equipments at kwe hospital	COG/GOK/Development partners	2023-2028	
Medical staff	Rabondo	Additional medical staff at Kwe hospital	COG/GOK/Development partners	2023-2028	
Staff Residence	Rabondo, Siruti, Kwe and Koduogo	Construction of staff residence houses at kwe , Siruti, Koduogo and Renovation at Rabondo Dispensaries	COG/GOK/Development partners	2023-2028	
Upgrading of Facilities	Rabondo Dispensary and Dede Health Centre	Upgrading rabondo dispensary to health centre and Dede to Level 4 Hospital	COG/GOK/Development partners	2023-2028	
Dede Health centre	Dede	Completion of Admission Block	COG/GOK/Development partners	2023-2028	
Got Koduogo and Kwe Dispensaries	Got Koduogo and Kwe Dispensaries	Equiping, staffing and commissioning	COG/GOK/Development partners	2023-2028	
Kwe dispensary	Rabondo	Completion of Kwe Dispensary	COG/GOK/Development partners	2023-2028	

Project name	Location/Sub-location	Description of Activities	Source of funding	Timeframe	Implementing Agency
Dispensary	Wanga, Ombasa, and Okoth Wao	Construction of ombasa and wanga dispensary	COG/GOK/Development partners	2023-2028	
Construction of Toilets	Kamresi	Construction of toilets Kwe Dispensay	COG/GOK/Development partners	2023-2028	
Dispensary	Nyarombo and Kaudha	Construction and equipping	COG/GOK/Development partners	2023-2028	
Dumping site	North Kanyamgony	Construction of dumping site for Dede Market, provision of dust bins at Dede market	COG/GOK/Development partners	2023-2028	
Construction of Public Toilets	Rabondo	Construction of Public toilets at Nyatembe and Opoya	COG/GOK/Development partners	2023-2028	
Community Health Volunteers	Rabondo	Recruitment of Community health Volunteers	COG/GOK/Development partners	2023-2028	
Dispensary	N/Kanyamgony	Completion of Dispensary at Ringa Kodongo	COG/GOK/Development partners	2023-2028	

## URIRI SUB COUNTY

### CENTRAL KANYAMKAGO WARD

Project name	Location/Sub-location	Description of Activities	Source of funding	Timeframe	Implementing Agency
Toilets and Latrines	Kawere II B Sub-location Central Kawere sub-location	Construction	COG/GOK/Development partners	2023-2028	County Government of Migori
Dumping site and bins	Kawere II B Sub-location West Kawere sub-location	Construction	COG/GOK/Development partners	2023-2028	
Dispensaries	Lwanda Konyuna, Nyaobe, Ramuoma, Oyuma Kanyakech  Uriri Health Centre  Piny Owacho Dispensary  Ombo Kowiti	Construction and Equipping  Facelift  Upgrading  Completion			
Disinfectant	East Kawere Sub-location	Supply	COG/GOK/Development partners	2023-2028	
Chlorine to water	Sub-location	Purification	COG/GOK/Development partners	2023-2028	
Drainage of toilets	East Kawere Sub-location	Sanitation	COG/GOK/Development partners	2023-2028	
CHVs	Nyaobe sub location	Deployment	COG/GOK/Development partners	2023-2028	
Ambulance Services	Piny Owacho Health Centre	Provision	COG/GOK/Development partners	2023-2028	
Health education Programme	Wardwide	Provision	COG/GOK/Development partners	2023-2028	
Medical Commodities	All Health facilities	Supply	COG/GOK/Development partners	2023-2028	

### SOUTH KANYAMKAGO WARD

Project name	Location/Sub-location	Description of Activities	Source of funding	Timeframe	Implementing Agency
Kamsaki Dispensary Kolwal Dispensary Nyasoko Dispensary	Kamsaki  Kolwal  Nyasoko	Upgrading to health Centre  Upgrading to health Centre	COG/GOK/Development partners	2023-2028	County government of Migori
Ambulance	Kamsaki & Lwala	Provision of ambulance	COG/GOK/Development partners	2023-2028	
Magongo health facility	Magongo & Oruba	Construction & equipping	COG/GOK/Development partners	2023-2028	

Oyani hospital	Oyani	Construction & equipping	COG/GOK/Development partners	2023-2028	
Pit latrines & water points in market centres	Bware	Construction	COG/GOK/Development partners	2023-2028	
Mitonyo dispensary	Mitonyo	Completion & staffing	COG/GOK/Development partners	2023-2028	
Kotedo Dispensary		Completion and Staffing	COG/GOK/Development partners	2023-2028	
Health education	Ward wide	Health education to the community, parents & youth Sensitization on sexual reproductive health	COG/GOK/Development partners	2023-2028	
Kolwal dispensary	Kolwal	Construction of staff quarters & wards	COG/GOK/Development partners	2023-2028	
Bware health Centre	Bware	Upgrading & equipping	COG/GOK/Development partners	2023-2028	
Dispensaries	Ober, Sigiria and Manyonge	Construction	COG/GOK/Development partners	2023-2028	

#### NORTH KANYAMKAGO WARD

Project name	Location/Sub-location	Description of Activities	Source of funding	Timeframe	Implementing Agency
Dispensaries at	Oria, kokello, Ong'ora, amoso, koduogo, ayego, kambuji, nyambeche, lower akonjo, Masoke, Wapungo, Obuong Otwagi	Construction and equipment	COG/GOK/Development partners	2023-2028	County government of Migori
Toilets	All health facilities	construction	COG/GOK/Development partners	2023-2028	
Nyamasare public toilet	kamngundho	construction	COG/GOK/Development partners	2023-2028	
Toilets at	Oria bridge, wanguja, andingo, akonjo	construction	COG/GOK/Development partners	2023-2028	
sensitization	Wardwide	awareness	COG/GOK/Development partners	2023-2028	
Maternity ward	Wanguja, Wangiya, Ongito, Rae Kandigo, Nyamasare	construction	COG/GOK/Development partners	2023-2028	
Ambulance, Morgue and Fencing	Othoro	provision	COG/GOK/Development partners	2023-2028	
health centers at	Akonjo, obuong otwagi, ong'ora kakuru	construction	COG/GOK/Development partners	2023-2028	
Administration block at	Wanguja, wanguja	construction	COG/GOK/Development partners	2023-2028	
Stipend for CHVs	All Dispensaries	Employment			
Kolo dispensary	katieno	upgrading	COG/GOK/Development partners	2023-2028	
Rapogi KMTC	Katieno 1	construction	COG/GOK/Development partners	2023-2028	

#### EAST KANYAMKAGO

Project name	Location /sub-location	Description of Activities	Source of funding	Timeframe	Implementing Agency
Dispensary	All Dispensaries	Construction and equipping	COG/GOK/Development partners	2023-2028	County Government of Migori
Staff houses	Benga, Oyani	Construction	COG/GOK/Development partners	2023-2028	
Modern Toilets	Wardwide	Construction	COG/GOK/Development partners	2023-2028	
New Dispensary at Nyakurkuma and Ahenyo	Nyakurkuma Ahenyo	Construction and equipping	COG/GOK/Development partners	2023-2028	
Lactating Mothers	Wardwide	Provision of food	COG/GOK/Development partners	2023-2028	
Medical Commodities	Wardwide	Supply	COG/GOK/Development partners	2023-2028	
Staffs	Wardwide	Employing of medical personells	COG/GOK/Development partners	2023-2028	
Community Health Education and Establishment of Youth Friendly Centres	Wardwide	Establishment of Youth Friendly Centres	COG/GOK/Development partners	2023-2028	

Project name	Location /sub-location	Description of Activities	Source of funding	Timeframe	Implementing Agency
Ambulance	Wardwide	provision	COG/GOK/Development partners	2023-2028	
Fencing	Oyani Health Centre	Errection of Fence	COG/GOK/Development partners	2023-2028	
Laboratory	Benga, Thim Jope	Construction and equipping	COG/GOK/Development partners	2023-2028	

#### WEST KANYAMKAGO WARD

Project name	Location/Sub-location	Description of Activities	Source of funding	Timeframe	Implementing Agency
Staff Houses at Kajulu ISubcounty	Kajulu I	Construction of staff houses at nyamage dispensary	COG/GOK/Development partners	2022-2028	County Government of Migori County Government of Migori
Pit Latrine at Kajulu I Subcounty	Kajulu I	Construction of Pit latrines at Nyamage and Osogo dispensary	COG/GOK/Development partners	2022-2028	
Maternity room		Construction of maternity at Nyamage , Midida dispensary	COG/GOK/Development partners	2022-2028	
Community health workers / volunteers	Kajulu I	Recruitment	COG/GOK/Development partners	2022-2028	
Upgrading Osogo Dispensary	Kajulu I	Upgrading Osogo Dispensary	COG/GOK/Development partners	2022-2028	
Supply of drugs	Kajulu I	Supply of adequate drugs at Osogo and Osogo dispensary	COG/GOK/Development partners	2022-2028	
Beds	Kajulu I	Provision of beds (Osogo, Nyamage) dispensary	COG/GOK/Development partners	2022-2028	
Hospital equipment	Kajulu I	Provision of gass cylinder, auto cleaning machine, blood pressure machine and wheelchair at Osogo and Nyamage dispensary.	COG/GOK/Development partners	2022-2028	
Koguta Dispensary	Kajulu IB	Construction of Koguta dispensary	COG/GOK/Development partners	2022-2028	
Supply of medicine	Wardwide	Provide sufficiency medicine to all hospitals in Kajulu IB	COG/GOK/Development partners	2022-2028	
Health workers and Support staffs	Kajulu IB	Recruitment / deployment of Health workers and support staff to all hospitals in Kajulu IB	COG/GOK/Development partners	2022-2028	
Ambulance	Kajulu IB	Provision of ambulance to all hospitals in Kajulu IB	COG/GOK/Development partners	2022-2028	
Health centre in Kajulu II Subcounty	Kajulu II	Upgrading of sibuoche dispensary to the health centre Construction of dispensary at God Jaoko (kosiko)	COG/GOK/Development partners	2022-2028	
Staff Housing in Kajulu II Subcounty	Kajulu II	Construction of Staff housing at koringo dispensary	COG/GOK/Development partners	2022-2028	
Community health workers / volunteers at Kajulu I	Kajulu I	Recruitment	COG/GOK/Development partners	2022-2028	
Solar Lights in Kajulu IB	Kajulu IB	Provision of solar lights at Lela dispensary	COG/GOK/Development partners	2022-2028	

### 7.2.3 ROADS, TRANSPORT, PUBLIC WORKS AND ENERGY

#### KURIA WEST SUB COUNTY

##### TAGARE

Project name	Location/Sub-location	Description of Activities	Source of funding	Timeframe	Implementing Agency
Akidiva - Nyaikeba-Gimungesi – Kungoto Maranatha church – Nyaimata – Komorege – Tongeria – Romaguha – Korogati – Sagini – Nyandonge - Onyancha	Tagare ward	Opening and Construction	COG/GOK/Development partners	2023-2028	County Government of Migori
Onyabonyi – Nyagesambere – Obohembwe – Okegori – Omuturu – Kuirimba – Mutuma – Nyabirongo – Nyageta – Sogona	Tagare ward	Opening and Construction	COG/GOK/Development partners	2023-2028	

Project name	Location/Sub-location	Description of Activities	Source of funding	Timeframe	Implementing Agency
Onyaisaria – St. marys Ragana – Ogisicho – Nyamekoma – Nyamagiha – Wandome – Ogichiko – Catholic – Nyangoge – Rioba Onyao – Osetera – Orioba – Makuri – Getona Okaramu - Omasugutwa	Tagare ward	Opening and Construction	COG/GOK/Development partners	2023-2028	
Box culvert	Nkomogo-Gesarange, Nyametembe, Onyabonyi, Kengai, Gesarima, Nyamagiha, Nyaimata, Ragana Orphanage, Gimongesi, Kerange and Buchooncha Kenyagusa Mutuma	Construction	COG/GOK/Development partners	2023-2028	
Maintenance of roads	Ward wide	Construction	COG/GOK/Development partners	2023-2028	

#### ISEBANIA WARD

Project name	Location/Sub-location	Description of Activities	Source of funding	Timeframe	Implementing Agency
Saiya – Bagdad road	Isebania	Opening	COG/GOK/Development partners	2023-2028	County Government of Migori
Nyamonge – Machugu – Vision road	Isebania	Opening	COG/GOK/Development partners	2023-2028	
Lami – Bus terminus	Isebania	Opening	COG/GOK/Development partners	2023-2028	
1500 culverts and 10 box culverts	Ward wide	Provision/Supply	COG/GOK/Development partners	2023-2028	
Sasinye – Kamunge – Pepo road	Isebania	Opening and Construction of <b>Box</b> culverts	COG/GOK/Development partners	2023-2028	
Vision - Kwa lami road	Isebania	Opening and Construction of <b>Box</b> culverts	COG/GOK/Development partners	2023-2028	
Sasunge – Pebo road	Isebania	Opening and Construction of <b>Box</b> culverts	COG/GOK/Development partners	2023-2028	
PAG – St. Bakita – Sunshine road	Isebania	Opening and Construction of <b>Box</b> culverts	COG/GOK/Development partners	2023-2028	
SDA West- Mainn Migori Isebania Road	Isebania	Opening and Construction of <b>Box</b> culverts	COG/GOK/Development partners	2023-2028	
Mahende streat road	Isebania	Opening and Construction of <b>Box</b> culverts	COG/GOK/Development partners	2023-2028	
Nyamaharaga sec. – Matiko Goko road	Isebania	Opening and Construction of <b>Box</b> culverts	COG/GOK/Development partners	2023-2028	
vision-mali ngumu-mlimamanko road	Isebania	opening	COG/GOK/Development partners	2023-2028	
maintenance of all roads and Culverting of existing roads	Isebania Ward	maintenance of all roads	COG/GOK/Development partners	2023-2028	

#### MASABA WARD

Project name	Location/ Sub-location	Description of Activities	Source of funding	Timeframe	Implementing Agency
Ntiange – Mokami Chacha Kiriga – Chacha Kitutu – Kegetangita – Gati Bugi – Chacha Sandaria – Gati Chacha Matango – O mosama – Naora – Gekamiri road	Masaba Ward	Openning	COG/GOK/Development partners	2023-2028	County Government of Migori
Bohorera – Nyamararangere – Nyaweitanchiria road	Bohorera, Nyamararangere and Nyaweitanchiria road	Upgrading	COG/GOK/Development partners	2023-2028	
Weingariba – Kohanga – Korobunyiye – Ndamukia – Kurutiange – Naora – Gekamiri – Nyamararangere – Getong’anya road	Masaba Ward	Upgrading	COG/GOK/Development partners	2023-2028	

Project name	Location/ Sub-location	Description of Activities	Source of funding	Timeframe	Implementing Agency
Kwinyanki – Nyamekongoroto – Romaboba – Rongabi – Nyanchabo Road	Masaba ward	Upgrading	COG/GOK/Development partners	2023-2028	
Kemang’iti – Nyantaro -Hibwa – Roturuni – Nyamekongoroto – Romababo- Rongabi – Nyanchabo road	Masaba Ward	Rehabilitation/Maintainance	COG/GOK/Development partners	2023-2028	
Wambura Machonga – Nyatira – Nyarobiro road	Masaba Ward	Upgrading	COG/GOK/Development partners	2023-2028	
Kebokero – Chonchorio road	Masaba Ward	Rehabilitation	COG/GOK/Development partners	2023-2028	
Nyarobiro – Sagegi – Machugu Mokora road	Masaba Ward	Rehabilitation	COG/GOK/Development partners	2023-2028	
Nyamagagana Catholic – Naora – Gekamiri road	Masaba Ward	Rehabilitation	COG/GOK/Development partners	2023-2028	
Ntiange – Romwita Omahende – Bohorera road	Masaba Ward	Rehabilitation	COG/GOK/Development partners	2023-2028	
Masaba-Roturuni-Getonganya-Nyamararangere-Gekamiri-Naora-Kurutyiangere –Ndamukia Road	Masaba	Rehabilitation	COG/GOK/Development partners	2023-2028	
Nyaweitanchiria-Getonganya Road	Masaba	Rehabilitation	COG/GOK/Development partners	2023-2028	
Ntyiangere-Rowambura Mahende-bohorera- Road	Masaba	Rehabilitation	COG/GOK/Development partners	2023-2028	
River Kombe –Nyatira Nyamekongoroto- Ringabi Nyamararangere-Gekamiri Kurutyinage –Naora Getonganya and Nyamararangere Masaba-Roturuni	masaba	BOX Culvert			
Bridges at Nyamekongoroto-Rongabi road, Nyatira Bridge, River Migori connecting Korobunyinge and Sagegi	Masaba	Bridges	COG/GOK/Development partners	2023-2028	
Korobunyige – Kurutiange and Sagegi Remo (River Migori)	Masaba Ward	Construction of footbridge	COG/GOK/Development partners	2023-2028	
Chacha Nchama road	Kombe	Opening	COG/GOK/Development partners	2023-2028	
Chacha Moseki road	Kombe	Opening	COG/GOK/Development partners	2023-2028	
Nyatira bridge	Kombe, Sagegi	Construction	COG/GOK/Development partners	2023-2028	
Gentanyi-Chacha Merondo road	Kombe	Opening	COG/GOK/Development partners	2023-2028	
Magabe-Gekene-Tengera road	Gekamiri	Opening	COG/GOK/Development partners	2023-2028	
Rowambura Sinda road	Masaba	Opening	COG/GOK/Development partners	2023-2028	
Masaba HC-Korobunyige road	Masaba	Opening	COG/GOK/Development partners	2023-2028	
Masaba –Kwirambo Bohorera road	Masaba	Opening	COG/GOK/Development partners	2023-2028	
Singida road	Masaba	Opening	COG/GOK/Development partners	2023-2028	
Kemotogo –Mwikwabe Kerato road	Masaba	Opening	COG/GOK/Development partners	2023-2028	
Masaba-Nyanbango Roturuni road	Masaba	Opening	COG/GOK/Development partners	2023-2028	
Singida –Robi Nyaichoro-Bohorera-kiangwa road	Masaba	Opening	COG/GOK/Development partners	2023-2028	
ACCs office-Resource center-catholic church-Bundurechi-Ntiyange road	Masaba	Opening	COG/GOK/Development partners	2023-2028	
Marwa-Matiko-Ongwae-Tegere Mitwango-Nyamagagana primary road	Masaba	Opening	COG/GOK/Development partners	2023-2028	
Komasimo junction Gati Chacha-Nyasoko-Nyakwana—Ndera-Remariba road	Masaba	Opening	COG/GOK/Development partners	2023-2028	

Project name	Location/ Sub-location	Description of Activities	Source of funding	Timeframe	Implementing Agency
Remariba –Ndamukia-Chacha maroa-Mohabe-Gesabo-Happy church-Maroa Sirima-Ngota-Nyakwana-Mogori Sagegi roads	Masaba	Opening	COG/GOK/Development partners	2023-2028	

**BUKIRA EAST WARD**

Project Name	Location / Sub-Location	Description of Activities	Source of funding	Timeframe	Implementing Agency
Kehancha Municipality Dump Track, Bulldozer, Backhoe and Grader	Kehancha	Purchase	COG/GOK/Development partners	2023-2028	County Government of Migori
Bukuria school- Kwirambo – Maranatha Karosi Church- C13 (Nyagugua) road	Bukira East	upgrading	COG/GOK/Development partners	2023-2028	
Maranatha – Gates Genesis – Manga Plaza- SDA Church road	Kehancha Township	Opening, Culvert Installation and Improving to bitumen standards	COG/GOK/Development partners	2023-2028	
Blackbull – Haruni Omome – Rebakari River – Kerenge Road	Kehancha Township	Opening,Upgrading, Culvert installation and bridge Construction	COG/GOK/Development partners	2023-2028	
blackbull - kehancha primary road	Touwn ship	opening of blackbull - kehancha primary road	COG/GOK/Development partners	2023-2028	
opening of DC-Wankuru-Tebesi road	Bukira East	opening	COG/GOK/Development partners	2023-2028	
opening of Nyabikwi-kwirambo-bukuria school-sunrise-korosaro-nyaimwa-kemakoba-nyahiri-mhindi philip and box culverts	Bukira East	opening	COG/GOK/Development partners	2023-2028	
Korosaro- Taranganya Road	Bukira East	opening and murraming of korosaro - taranganya road			
Igena Primary – Komonada road	Igena	Culvert installation and upgrading to buitmen standards	COG/GOK/Development partners	2023-2028	
Father Angelo- – Nyatechi Center Road	Igena - Nyatechi	2 Bridge construction, maintainance and upgrading to buitmen standards	COG/GOK/Development partners	2023-2028	
St Kizito – Brother Amen – Maroa Mogemu – Nyatech center road	Igena and Nyatechi	Maintainance	COG/GOK/Development partners	2023-2028	
Sunrise – PEFA Township – Manager Julius road	Igena	Rehabilitation	COG/GOK/Development partners	2023-2028	
Korosao - Taranganya Road	Taranganya	Opening and Murraming	COG/GOK/Development partners	2023-2028	
Bridges at Nyasita, Mogango and Nyatechi	Taranganya	Construction	COG/GOK/Development partners	2023-2028	
Co-operative ATM - Royal springs - Airtel Matandao - Haki na Jasho Joaska road	Igena	Opening and Murraming	COG/GOK/Development partners	2023-2028	
NG-CDF Office -Stadium - Msikitini - Pasisi - Market Road	Igena	Opening, Culvert installation Murraming and raising to buitmen standards	COG/GOK/Development partners	2023-2028	
Bridge - Kizito - Machage - Forest - Kwirambo Road	Igena	Opening, Culvert Installation and Murraming	COG/GOK/Development partners	2023-2028	
Mambiso Bridge and installation of culverts at Mjomba-Rhino-Mama Romario road	Bukira East	Footbridge and Culvert	COG/GOK/Development partners	2023-2028	
Nyangoto - Monanka - Kehore - Sirigusi - Nyabera - Damasa - Kehancha Market Road	Igena	Opening and Murraming	COG/GOK/Development partners	2023-2028	

**MAKERERO WARD**

Project Name	Location	Description of Activities	Source of funding	Timeframe	Implementing Agency
Isebania- Robmura Road Mango -Bitare-Rebungiya -Chacha -Gwitarika	Nyangiti	Maintenance	COG/GOK/Development Partners	2023-2028	

Project Name	Location	Description of Activities	Source of funding	Timeframe	Implementing Agency
Rioba - Gwitagito	Nyangiti	Maintenance	COG/GOK/Development Partners	2023-2028	County Government of Migori
Takepimo Bokorankomo	Nyangiti	Maintenance	COG/GOK/Development Partners	2023-2028	
Construction Of New Box Culvert At Regesongo, Renganga And Remosence Bridge Kuirabirabi River, Nyametembe River	Makeroro	Construction Of Culverts	COG/GOK/Development Partners	2023-2028	
Construction Of New Bridges And Culverts Rewankuru	Nyangiti	Construction	COG/GOK/Development Partners	2023-2028	
Dumpsite- Chacha maronge Road Masebe -Mwar -Owankuru – Onyamohanga Mwita Kerario- Chacha wa Nyancha –Ghati Sobe- Kengori-Renganga-Bingutwi-Taragwiti Road	Nyabikage	Opening	COG/GOK/Development Partners	2023-2028	
Injili Moto – Remonance Jane Moronge school- Nyasese- Mosebe-Sorore Road Isibania- Kwa mwita mosabi Road and Cunverting	Nyangiti	Maintenance and heavy grading	COG/GOK/Development Partners	2023-2028	
Construction Of Kamosasa Bridge And Culverts	Nyangiti	Opening	COG/GOK/Development Partners	2023-2028	
Nyasese PAG – Nyabikage Road	Nyabikaye	Opening	COG/GOK/Development Partners	2023-2028	
Mutiba – Onyango – Grace – Gono Kohego	Nyabikaye	Opening	COG/GOK/Development Partners	2023-2028	
Reganga, Nyasese, Marwa Waikera Gwitambe And Kohego Kwimba	Nyabikaye	Opening	COG/GOK/Development Partners	2023-2028	
Robi Manyego -Catholic -Ngimena Road	Nyametaburo	Opening	COG/GOK/Development Partners	2023-2028	
Remahara – Remosamba Road	Nyametaburo	Opening	COG/GOK/Development Partners	2023-2028	
Nyametaburo- Bosara	Nyametaburo	Opening	COG/GOK/Development Partners	2023-2028	
Nyantare – Chacha Moronya	Nyametaburo	Opening	COG/GOK/Development Partners	2023-2028	
Taragwiti - Mohonchi	Nyametaburo	Opening	COG/GOK/Development Partners	2023-2028	
New Roads at : Morange - Nyamorasi - Kengori Road (New) Opening of : Masebe - Pefa - kuirabirabi - Bingutwi Road (New)		Opening	COG/GOK/Development Partners	2023-2028	

**BUKIRA CENTRAL WARD**

Project Name	Location/sub location	Description of Activities	Source of funding	Timeframe	Implementing Agency
Wangisansa- mutiri	Ikerege	Opening	COG/GOK/Development partners	2023-2028	County Government of Migori
Ikerege-chugurya-nyabokarange	ikerege	Opening	COG/GOK/Development partners	2023-2028	
Ngaweitauchi nga -tongoche-kugidwa Opening of Nyaweintachiria-tongoche-Rogetura road	kiomakebe	Opening	COG/GOK/Development partners	2023-2028	
Bigambe-gichongo Opening of Mwita Machanga- Nginamagabe road opeing of Nyamekoma-Kegora bridge-Ikerege-Robarisia-Chief camp Robarisia-Kibunjiki road	Ikerege central	Opening	COG/GOK/Development partners	2023-2028	
kemohegete-gwikonge primary-kebobano-gwikonge opening of kumiire-Mohere road	Ikerege central	opening	COG/GOK/Development partners	2023-2028	
Gwikonge- Maranatha- Robarisi Road	Ikerege	Maintenance	COG/GOK/Development partners	2023-2028	



Project Name	Location/sub location	Description of Activities	Source of funding	Timeframe	Implementing Agency
Gisiwau-gwinyunyi	ikerege	Opening	COG/GOK/Development partners	2023-2028	
Akiba-manyinta-robarisia	ikerege	opening	COG/GOK/Development partners	2023-2028	
Komomange maranatha-nyangoto-Kumiere Mohere Road	Komomange	Opening	COG/GOK/Development partners	2023-2028	
Bridges/Box Culverts	Wardwide	Construction	COG/GOK/Development partners	2023-2028	
Pefa komasincha –kibunchiki-chache wangwi-nyangoto	ikerege	Opening	COG/GOK/Development partners	2023-2028	
Rioba nyagibare -gwikonge	ikerege	Opening	COG/GOK/Development partners	2023-2028	

#### NYAMOSENSE KOMOSOKO WARD

Project name	Location/Sub-location	Description of Activities	Source of funding	Timeframe	Implementing Agency
Remachomba, Nyabichuni, Nyamani road, Nyabirangacha, Iraha and Taroseka-Nyamigwi Road	Nyamosense Komosoko	Opening and Construction of <b>Box</b> culverts	COG/GOK/Development partners	2023-2028	County Government of Migori
Iraha dispensary - Kioboke – Ngochoni Road	Nyamosense Komosoko	Opening and Construction of <b>Box</b> culverts	COG/GOK/Development partners	2023-2028	
Tarosekia- boremagingo moheto - Ngochoni road	Nyamosense Komosoko	Opening and Construction of <b>Box</b> culverts	COG/GOK/Development partners	2023-2028	
Nyamosense - Ngochoni road	Nyamosense Komosoko	Opening and Construction of <b>Box</b> culverts	COG/GOK/Development partners	2023-2028	
Gokongo - Ragana road	Nyamosense Komosoko	Opening and Construction of <b>Box</b> culverts	COG/GOK/Development partners	2023-2028	
Kugikimo – Ngochoni Road	Nyamosense Komosoko	Opening and Construction of <b>Box</b> culverts	COG/GOK/Development partners	2023-2028	
Mokongoche - Motemoebu- ngochoni Road	Nyamosense Komosoko	Opening and Construction of <b>Box</b> culverts	COG/GOK/Development partners	2023-2028	
Rosiongo - Gosege road	Nyamosense Komosoko	Opening and Construction of <b>Box</b> culverts	COG/GOK/Development partners	2023-2028	
Taroseke - Nyamigroi - Nyaburo - Getongorama – Nyamtama Road	Nyamosense Komosoko	Opening and Construction of <b>Box</b> culverts	COG/GOK/Development partners	2023-2028	
Nyamotonyo - Isibania - Gokebose - Nyabohanse	Nyamosense Komosoko	Opening and Construction of <b>Box</b> culverts	COG/GOK/Development partners	2023-2028	
Regete - Otuku - Chief Office - Society road	Nyamosense Komosoko	Opening and Construction of <b>Box</b> culverts	COG/GOK/Development partners	2023-2028	
Komosoko market - Kangariso - Nyakerere dam - Nyamigwi dispensary Road	Nyamosense Komosoko	Opening and Construction of <b>Box</b> culverts	COG/GOK/Development partners	2023-2028	
Burimba - Gogonga - Society Gokebati / gisiri kiangwe - Tom Getati – Komo Road	Nyamosense Komosoko	Opening and Construction of <b>Box</b> culverts	COG/GOK/Development partners	2023-2028	
Saboa - wambura -Chacha sinda – Society Road	Nyamosense Komosoko	Opening and Construction of <b>Box</b> culverts	COG/GOK/Development partners	2023-2028	

#### KURIA EAST SUB COUNTY

##### NTIMARU WEST WARD

Project name	Location/Sub-location	Description of Activities	Source of funding	Timeframe	Implementing Agency
Kendare – Getoka road	Ntimaru West	Opening, Culvert installation	COG/GOK/Development partners	2023-2028	County Government of Migori
Kohero – Senkenya road	Ntimaru	Opening, Culvert installation	COG/GOK/Development partners	2023-2028	

Project name	Location/Sub-location	Description of Activities	Source of funding	Timeframe	Implementing Agency
Central Kendare – Kemahiri road	Ntitaru West	Opening, Culvert installation	COG/GOK/Development partners	2023-2028	
Busike bridge	Ntitaru West	Construction	COG/GOK/Development partners	2023-2028	
Kemang'ara Bridge	Ntitaru West		COG/GOK/Development partners	2023-2028	
Ntale – Makarangwe road	Makararangwe	Opening and culvert installation	COG/GOK/Development partners	2023-2028	
Gitungi Society (Bridge) Nyansika Gibomwe –Chacha Makenge (Bridge) Muturi Gibomwe Sda Bridge - Kenya Colon	Ntitaru	Opening and Construction	COG/GOK/Development partners	2023-2028	
Makarangwe Market-Mwita Gairigi – Nyarusiaga	Ntitaru	Opening and Construction	COG/GOK/Development partners	2023-2028	
Musafiri – Chacha Zakaria – Nyairiga Dam	Ntitaru	Opening and Construction	COG/GOK/Development partners	2023-2028	
Gibomwe S.D.A– Bridge- Kenya Colda	Ntitaru	Opening and Construction	COG/GOK/Development partners	2023-2028	
Gokegena –Chief Mwasi – Mwita Masa – Mukurugenzi – Gesasi ( Bridge)	Bwirege East / Gwitembe	Opening and Construction	COG/GOK/Development partners	2023-2028	
Babere Bwiru-Remaricha (Bridge) – Sagirai –Chacha Kibiriti( Bridge)- Bongembo –Ogachuchu –Nyamesongo	Ntitaru	Opening and Construction	COG/GOK/Development partners	2023-2028	
Clement –Buhiri Ntambe-Getambe (Bridge) – Biganio – Motana Gokegena- Chief Mwasi -Mwita Masava Mukurugenzi- Gesasi Bridge Kemuniko- Magamaga - Lemu- Kisiwani	Ntitaru	Opening and Construction	COG/GOK/Development partners	2023-2028	
Resting Point-Kisiwani-Motarakwa Pri.- Mwita Sawi Community-Mutiti Junction- Robi Moro-Kororiti- Osukare-Mwita Makanga –Kwiriba	Bwirege Central (Ntitaru Town )	Opening and Construction	COG/GOK/Development partners	2023-2028	
Ntitaru Police Station –Slaughter House- Catholic Junction-Kwa Monada	Ntitaru	Opening and Construction	COG/GOK/Development partners	2023-2028	
Okemenya Mwikwabe – Reremu – Mwarungu – Kisiwani Bar	Ntitaru	Opening and Construction	COG/GOK/Development partners	2023-2028	
Mekora – Ntitaru	Ntitaru	Opening and Construction	COG/GOK/Development partners	2023-2028	
Nyamesongo-Kwibarangwe-Canaan – Range Manga –Seronga	Ntitaru	Opening and Construction	COG/GOK/Development partners	2023-2028	
Motarakwa-Golorious Academy (Bridge) Giriago Mwita- Rioba Sangarar –Bogesia	Ntitaru	Opening and Construction	COG/GOK/Development partners	2023-2028	
Motarakwa-Kwinyaga (Bridge)-Omakebi – Okihu-Gibomwe	Ntitaru	Opening and Construction	COG/GOK/Development partners	2023-2028	
Igenaitambe (Bridge) Mariganga-Yunusi - Gibomwe	Ntitaru	Opening and Construction	COG/GOK/Development partners	2023-2028	
Remimusi- Mogamuya-Mutiniti- Igena Itambe- Bongebo- Sironga- Jerusalem- Nyanderema- TZ Boarder Daraja Mbili Magamaga Nyamesongo	Ntitaru	Maintenance	COG/GOK/Development partners	2023-2028	
Maroa Murimi –Kenyaitimo –Tz Border	Ntitaru	Opening and Construction	COG/GOK/Development partners	2023-2028	
Keminiko- Magamaga Kisiwani		Maintenance	COG/GOK/Development partners	2023-2028	
Kuiroboke- Gosebe Kwiho- Gurani	Ntitaru	Opening and Construction	COG/GOK/Development partners	2023-2028	
Guitembe – Outering Road		Murrumming	COG/GOK/Development partners	2023-2028	

**NYABASI WEST WARD**

Project name	Location/Sub-location	Description of Activities	Source of funding	Timeframe	Implementing Agency
Kwigogo – Kegoje – Nyairema – Kebaroti- Remanyanki Road Remanyanki-Bitorogwi- Remahando-Kinyo Road Manga Tebesi- Komotobo Road Kebarisia- mosaro- bokora Road		Murrumming			County Government of Migori

Project name	Location/Sub-location	Description of Activities	Source of funding	Timeframe	Implementing Agency
Nyamtiro- Nyaroha –Mosweto- Mosaro- remark- Sanawa Road Kebarisia- Bikongori – Gosebe- Mogemuya- Nyabikongori Road Komotobo-Kebare- Nyabikongori Road Kibarori- Nyamesongo- Hura- Gokona Road Jehova- Gwegani- Omome- Kemea Maeta Road Sanchawa Maeta Hill- maeta Dispenary Road Ghati Mohereti- Kegonche Road Mosweto- David Mairo- Nyaroha Road Mosweto Mosar- Nyabikongori Road Bokora-Mosaro Road Nyabikongori- kemakoba Road Kionyo – Kombegete – Sogoti – Kongamwi – Remanyanki Road	Nyabasi West	Opening	COG/GOK/Development partners	2023-2028	
Gosebe – Kongenyi Road	Nyabasi West	Opening	COG/GOK/Development partners	2023-2028	
Komotobo - Ngibunyi – Mosweto Road	Nyabasi West	Opening	COG/GOK/Development partners	2023-2028	
Weihere – Boke Manyara – Remanati Road	Nyaitara, Maeta	Opening	COG/GOK/Development partners	2023-2028	
Rebirera – Majengo – Kendege Road	Sanchawa,Nyaitara, Maeta	Opening	COG/GOK/Development partners	2023-2028	
Sanchawa – MCA – Mangasa – Nyamohanga – Mataiga TTI Road	Sanchawa,Nyaitara, Maeta	Box culvert	COG/GOK/Development partners	2023-2028	
Mogai – Muya – Kemakoba	Nyabasi West	Opening	COG/GOK/Development partners	2023-2028	
Nyamanche – Kosebe – Mogai Muya – Komakoba – Rekubi Road	Nyabasi West	Grading	COG/GOK/Development partners	2023-2028	
Nyabikongori – Kwihore Road	Nyabasi West	Box culvert	COG/GOK/Development partners	2023-2028	
Foot Bridge at Kongamu, Misingo, Kemakoba, Remanyanki, Kwihemba Manga Tebesi	Nyabasi West	Box culvert	COG/GOK/Development partners	2023-2028	

**GOKEHARAKA WARD**

Project name	Location/Sub-location	Description of Activities	Source of funding	Timeframe	Implementing Agency
All roads done	Ward wide	Maintenance	COG/GOK/ Development partners	2023-2028	County government of Migori
Bokora Nkomo-Getontira-Tung’aine- Nyamemba-Gokebobora-Fig Light- Simbori-Getambwega-Misingo- Getachongo	Gokeharaka	Opening	COG/GOK/ Development partners	2023-2028	
Omabate-Kubiguku(PEFA)- Nyakare-Gwitete-Matiko Mirumbe- Getachongo-Kewandwi-Makonge	Gokeharaka	Opening	COG/GOK/ Development partners	2023-2028	
Nyakwiri-Ihore-Kwigare-Muturio (Maranatha)-Muturio-Seremu- Getontira	Gokeharaka	Opening	COG/GOK/ Development partners	2023-2028	

Project name	Location/Sub-location	Description of Activities	Source of funding	Timeframe	Implementing Agency
Fig Light-Kenokwi-Mwikwabe Mirumbe-Kebobono	Gokeharaka	Opening	COG/GOK/ Development partners	2023-2028	
Masangora SDA-Masangora market- Masangora Catholic	Gokeharaka	Opening	COG/GOK/ Development partners	2023-2028	
Mong’anu- Mohere Kongachi-Jane Ng’ata-Simbori	Gokeharaka	Opening	COG/GOK /Development partners	2023-2028	
Matinde Nyahube-Robare- Bikarabwa-	Gokeharaka	Opening	COG/GOK/ Development partners	2023-2028	
Kerati(Broka)-Mogosi Rusiri- Tusinye Baptist	Gokeharaka	Opening	COG/GOK/ Development partners	2023-2028	
Nyamokoma-Nyamachechoma- Kuriyia-Ihore Road		Opening	COG/GOK/ Development partners	2023-2028	
Box Culverts	Retiti, Kewandwi,Wisangwe, Mogoyega, Kemwita,Remumera, Kwiwi. Renkonye, Rechaga, Jerusalem	Provision	COG/GOK/ Development partners	2023-2028	
Mahuntuntu-Chacha Maroa Primary- shop Mwita-Kubinto	Gokeharaka	Opening	COG/GOK/ Development partners	2023-2028	

**NYABASI EAST WARD**

Project Name	Location / Sub-Location	Description of Activities	Source of funding	Timeframe	Implementing Agency
Philips - Gesase - Muruka – Mwita Nyamataga- pst. Masero Maseke Busunkwi-Storo Road	Nyabasi North	Opening and Murraming	COG/GOK/Development partners	2023-2028	County Government of Migori
Julius - Maroa Mangiti - Munsu Road- Mbirigesi - Makende Mwita - Nyamwinara Road	Nyabasi North	Opening and Murraming	COG/GOK/Development partners	2023-2028	
Mwita Muchuni - Nyahiri - Mekare - Nkoro - John Busunkwi Mataro Road	Nyabasi North	Opening and Murraming	COG/GOK/Development partners	2023-2028	
Robi Nyasarara - Julius Munyoro Road	Nyabasi North	Opening and Murraming	COG/GOK/Development partners	2023-2028	
Maginga Maroa - Pst Gichichi - Muchuri Road	Nyabasi North	Opening and Murraming	COG/GOK/Development partners	2023-2028	
Oburure - Omosamba - Chacha Okamuru - Nyasore - Gibaka - Omanche - Omachore - Ongamarange - Saguge Road	Nyabasi East	Opening and Murraming	COG/GOK/Development partners	2023-2028	
Chief Naykibari-Menganyesenso- Subugo - Boke Maroa - Nyaboseranga - Wambura Nyasiri - Obengi Road	Nyabasi East	Opening, Murraming and Culverting	COG/GOK/Development partners	2023-2028	
Box Culvert	Koromangucha	Consstruction	COG/GOK/Development partners	2023-2028	
All county Roads	Warwide	Maintannace	COG/GOK/Development partners	2023-2028	
Gekura Nyamotambe – Bogoge- Nyamegogo-Omasisi-Omaliko-Girigiri Disp.- Itongo Road	Nguruna	Opening and Murraming	COG/GOK/Development partners	2023-2028	
Marwa - Nyatang’ana Bridge, Lemosambi, Remichubi, Komboro, Pius Marota Sakuri Kwigena and Lemokohi Footbridge	Nyabasi East	Bridges	COG/GOK/Development partners	2023-2028	
Kwigena Wankuru - Ronyasero - Kwihemba Road	Nguruna	Opening and Murraming	COG/GOK/Development partners	2023-2028	
Mirama-Nyabogembe-Magokoro- Nyagetochi- Mwita Marwa- Science- Gichiko Sigawa- Kiruri- Chacha Ngariba Road	Nyabasi East	Opening and Murraming	COG/GOK/Development partners	2023-2028	
Nokwi Mokami Road	Nyambeho	Opening and Murraming	COG/GOK/Development partners	2023-2028	
Merama Road	Nyabasi Central	Opening and Murraming	COG/GOK/Development partners	2023-2028	
Nyasoko Road	Nyabasi Central	Opening and Murraming	COG/GOK/Development partners	2023-2028	

**NTIMARU EAST WARD**

Project Name	Location/Sub-location	Description of Activities	Source of funding	Timeframe	Implementing Agency
Magamaga – Nyamotambe – Taragai – Itongo road	Ntitaru East	Box Culvert and Maintainance	COG/GOK/Development partners	2023-2028	County Government of Migori
Omang'era – Gotamosi – Nyamegogo road	Ntitaru East	Maintainance	COG/GOK/Development partners	2023-2028	
Makonge – Renchage – Ntitaru road.	Makonge and Ntitaru	Rehabilitation	COG/GOK/Development partners	2023-2028	
Omosama – Minyere road	Minyere	Maintainance	COG/GOK/Development partners	2023-2028	
Minyere – Boboe -Giririani – Nyakongo road	Ntitaru	Opening	COG/GOK/Development partners	2023-2028	
Sumwa – Omaneno – Omatange -Oweibe – Itongo road	Ntitaru	Opening	COG/GOK/Development partners	2023-2028	
Kemuniko – Minyere – Giririani – Wangirabose	Ntitaru	Maintainance	COG/GOK/Development partners	2023-2028	
Osimiti – Minyere Primary – DCC Junction road	Ntitaru	Maintianance	COG/GOK/Development partners	2023-2028	
Wangirabose – Giriama – Itongo road	Ntitaru	Maintianance	COG/GOK/Development partners	2023-2028	
Matare – Sagati – Itongo – Taragai Road	Ntitaru	Maintianance	COG/GOK/Development partners	2023-2028	
Nyaibutu – Nyaimochora road	Ntitaru	Opening	COG/GOK/Development partners	2023-2028	
Siabai – Renchage road	Siabai	Opening	COG/GOK/Development partners	2023-2028	
Sagati - Marwa-Tora- Ilehoru - Magige - Itongo Catholic Road	Itongo	Opening, Grading, Culverts	COG/GOK/Development partners	2023-2028	
Access Road to MCAs Office	Wangirabose	Opening, Grading, Culverts	COG/GOK/Development partners	2023-2028	
Nyamotambe – Kuroboko – Mariba - Manga road	Taragai	Opening, Grading, Culverts	COG/GOK/Development partners	2023-2028	
Chacha-Nyantaya - Governmet plot road	Wangirabose	Opening, Grading, Culverts	COG/GOK/Development partners	2023-2028	
Wangirabose primary - sumwa road	Wangirabose	Opening, Grading, Culverts	COG/GOK/Development partners	2023-2028	
Sumatiri – marinda - Nyamotambe road	Taragai	Opening, Grading, Culverts	COG/GOK/Development partners	2023-2028	
Sagati- Maroa- Tora –Okehoru-Magige Itongo Catholic	Itongo	Murruming, Opening, Grading and Culverting	COG/GOK/Development partners	2023-2028	
Sumagir-Marinda Nyamutambe Itongo	Wangirabose	Murruming, Opening, Grading and Culverting	COG/GOK/Development partners	2023-2028	
Rioba Bisaka - Runyere – Nyakengwena Road	Wangirabose	Opening, Grading, Culverts	COG/GOK/Development partners	2023-2028	

**SUNA WEST SUB COUNTY**

**RAGANA-ORUBA WARD**

Project name	Location/Sub-location	Description of Activities	Source of funding	Timeframe	Implementing Agency
Kodindo – Kabok – Kogutu Road	Suna-Oruba	Opening and culverts	COG/GOK/Development partners	2023-2028	County Government of Migori
Koruongo – Asadhi – Midas Road	Suna-Oruba	Opening and box culverts	COG/GOK/Development partners	2023-2028	
Kajatinga – Siany – Asar Road	Suna-Oruba	Opening and culverts	COG/GOK/Development partners	2023-2028	
Oruba secondary – Kanyaudo Road	Suna-Oruba	Opening and culverts	COG/GOK/Development partners	2023-2028	
Milimani – Apondo Road	Suna-Oruba	Opening and culverts	COG/GOK/Development partners	2023-2028	
Valmo – Kokwanyo – Kimadui Road	Suna-Oruba	Opening and culverts	COG/GOK/Development partners	2023-2028	

Project name	Location/Sub-location	Description of Activities	Source of funding	Timeframe	Implementing Agency
Nyangubo p rimari – Yusuf River Road	Suna-Oruba	Opening and culverts	COG/GOK/Development partners	2023-2028	
Kanam Oyiech – Nyangubo secondary – Marongo road	Suna-Oruba	Opening and culverts	COG/GOK/Development partners	2023-2028	
Kanguro – Kogelo – Milimani Primary Road	Suna-Oruba	Opening and culverts	COG/GOK/Development partners	2023-2028	
Milimani centre – Kanyakano – Road River bank	Suna-Oruba	Opening and culverts	COG/GOK/Development partners	2023-2028	
Watende – China Road	Suna-Ragana	Opening	COG/GOK/Development partners	2023-2028	
Kowino – Nyanko – Pau Lweny – Pap Ndege road	Suna-Ragana	Opening	COG/GOK/Development partners	2023-2028	
Kajatinga-Siany -Asar Road	Suna-Ragana	Opening and culverts	COG/GOK/Development partners	2023-2028	
Koruong’o- Asandhi- Midas Road	Suna-Ragana	Opening and culverts	COG/GOK/Development partners	2023-2028	
Nyagumbo Primary- Yusuf Ayot- River Bank Road	Suna-Ragana	Opening and culverts	COG/GOK/Development partners	2023-2028	
Kanam Oyiech- Nyagumbo Girls – Marongo Road	Suna-Ragana	Opening and culverts	COG/GOK/Development partners	2023-2028	
Kanguro- Kogelo- Mlimani Road	Suna-Ragana	Opening and culverts	COG/GOK/Development partners	2023-2028	
Mlima Centre- Kanyakano- River Bank Road	Suna-Ragana	Opening and culverts	COG/GOK/Development partners	2023-2028	
Wuoth Ogik – Otieno Olang – Mige – Assar – Road	Suna-Ragana	Opening	COG/GOK/Development partners	2023-2028	
Mlimani Centre- Kayoga Road	Suna-Ragana	Opening	COG/GOK/Development partners	2023-2028	
Osaka Ring Road	Suna-Ragana	Tamacking	COG/GOK/Development partners	2023-2028	
Kajakobo- Kakonjo- Kodundo Tamack Road	Suna-Ragana	Opening and culverts	COG/GOK/Development partners	2023-2028	
Migori Central- Kamsara Road	Suna-Ragana	Tamacking	COG/GOK/Development partners	2023-2028	
Parking space for trucks, Pic- ups, tractors and Buses	Suna-Ragana	Opening	COG/GOK/Development partners	2023-2028	
Jovena – Everson – Ragana Road	Suna-Ragana	Opening and culverts	COG/GOK/Development partners	2023-2028	
Kowino- Nyanko-Pau Lwenhy Pap Ndege	Suna-Ragana	Opening and culverts	COG/GOK/Development partners	2023-2028	
Wuoth Ogik-Otieno Olang- Mige ASar – Lower Marindi Road	Suna-Ragana	Opening and culverts	COG/GOK/Development partners	2023-2028	

**WASIMBETE WARD**

Project name	Location/ Sub-location	Description of Activities	Source of funding	Timeframe	Implementing Agency
Kogweno-Machicha- Nyarombo-Othoo- Jumbo Mobach- Masaria Road Otonglo- Maweni ore Road St. Peter Nyamyaga – Ore Road Nyahera – Chimwaga Road Manyera –PinyOyie Road	Wasimbete	opening	COG/GOK/Development partners	2023-2028	County Government of Migori
Maucha-Wambogo-Maweni-Ongoche-Kambi	wasimbete	opening	COG/GOK/Development partners	2023-2028	
Buembu-Nyaongo-Maranatha	Wasimbete	opening	COG/GOK/Development partners	2023-2028	
Bridges	Giribe, Mancha,	construction	COG/GOK/Development partners	2023-2028	

Project name	Location/ Sub-location	Description of Activities	Source of funding	Timeframe	Implementing Agency
	Maseno, Arombe, Lwala				
Giribe –Nyanduga-Nyahera road	Wasimbete	opening	COG/GOK/Development partners	2023-2028	
Magongo –Aleta-Ongoche	Wasimbete	opening	COG/GOK/Development partners	2023-2028	
Roads	Wasimbete	Maintainance of all road in the ward	COG/GOK/Development partners	2023-2028	

**WASWETA II WARD**

Project Name	Location / Sub-Location	Description of Activities	Source of funding	Timeframe	Implementing Agency
Magoto - Lela Road	Wasweta 2	Opening and Murraming	COG/GOK/Development partners	2023-2028	County Government of Migori
Kadongo - Marindi Road	Wasweta 2	Opening and Murraming	COG/GOK/Development partners	2023-2028	
Ndonyo - Lela Road	Wasweta 2	Opening and Murraming	COG/GOK/Development partners	2023-2028	
Kipasi Junction - Nyamtembe - Nyailing'a - Sindianya Road	Sagero	Opening and Murraming	COG/GOK/Development partners	2023-2028	
Sagero Junction - Bondeni Through Charles Opombe Road	Sagero	Opening and Murraming	COG/GOK/Development partners	2023-2028	
Nyaburi - Maranatha - Marindi - Kibumburia Road	Nyamange	Opening and Murraming	COG/GOK/Development partners	2023-2028	
Marindi- Boko –Caleb Road	Marindi	Opening and Murraming	COG/GOK/Development partners	2023-2028	
Nyamome - Kitbul Road	Nyamange	Opening and Murraming	COG/GOK/Development partners	2023-2028	
Kababu- Kitbul Road	Nyamome	Maintenance	COG/GOK/Development partners	2023-2028	
Kosodo- Kakeya- Bondo Dispensary –Ndonyo Road	Bondo	Opening and Murraming	COG/GOK/Development partners	2023-2028	
Koinga - Kibumburia Road	Nyamange	Construction of Box Culverts	COG/GOK/Development partners	2023-2028	
Sindianya – Senior Chief Road	Nyamilu	Opening and Murraming	COG/GOK/Development partners	2023-2028	
Nyailinga - Sindianya Road	Nyamilu	Opening and Murraming	COG/GOK/Development partners	2023-2028	
Nyailing'a-Kopande-kagwendo- Kamadende-Machibi Road	Nyailing'a	Opening and Murraming	COG/GOK/Development partners	2023-2028	
Sagero- Ndonyo- Magoto Road	Sagero	Construction of Box Culverts	COG/GOK/Development partners	2023-2028	
Sagero Junction- Bondeni Road	Sagero	Opening and Murraming	COG/GOK/Development partners	2023-2028	
Bondo Dispensary - Kasorongo Road	Nyamilu	Opening and Murraming	COG/GOK/Development partners	2023-2028	
Kiaboroge - Kakiro Road	Nyamilu	Opening and Murraming	COG/GOK/Development partners	2023-2028	
Kibumburia-Wuoth Ogik-Koguang- Ndonyo Mariba Road	Wuoth Ogik		COG/GOK/Development partners	2023-2028	
Lela- Kandienge Road	Lela	Maintenance and Construction of Box Culverts	COG/GOK/Development partners	2023-2028	
Bondo - Malera Road	Opening and Murraming	Opening and Murraming	COG/GOK/Development partners	2023-2028	

**WIGA WARD**

Project Name	Location/sub location	Description of Activities	Source of funding	Timeframe	Implementing Agency
Mingiri- Kotieno Anyango- Kamsama-Kamaswa –Kamoi Morenga Road Masara Catholic Kodero – Konyando-Kamola Road Masara Primary –Kasao-Kikonge Road Kamolasa- Karembe- Kibuon –Kanyuoro Road Jomba Obonyo- Ohuru Onyuga- kokumu Road	Wiga	Opening and murrumming	COG/GOK/Development partners	2023-2028	

Project Name	Location/sub location	Description of Activities	Source of funding	Timeframe	Implementing Agency
Kanisa Yago- Kibuon Kakoko- Kopere-Kowila- Kayugo- Kamwalimu- Kombogo-Kasirama road Raha-kpdicha-lwanda-otang-magacha	Wiga	Opening and murruming	COG/GOK/Development partners	2023-2028	County Government of Migori
Godkwer-kayako-kokendi	Godkwer	Opening	COG/GOK/Development partners	2023-2028	
Nyalganda-kachila-karieba-nyabuke	Wiga	Opening	COG/GOK/Development partners	2023-2028	
Chamgina-kamagungu-magacha	Godkwer	Opening	COG/GOK/Development partners	2023-2028	
Chief camp –yao-kamambia-raha	Godkwer	Opening and murruming	COG/GOK/Development partners	2023-2028	
Nyambech-nyamunda-kotuga-radienya	Wiga ward	opening	COG/GOK/Development partners	2023-2028	
Kokombe-obembo	Wiga ward	Opening	COG/GOK/Development partners	2023-2028	
Kochanda-siany-wiiga girls –mikei boarder	Wiga ward	Opening	COG/GOK/Development partners	2023-2028	
Kamuri-kamasu-godkwer-	Wiga ward	Opening	COG/GOK/Development partners	2023-2028	
Mukuro-Chuluero-Chungni Mukuro-Alara--Kipingi Kona S - Kabungo-God Kwer God Kwer-Kosegi Pri. Sch. Masara-Kikonge-God Kwer Sibuoché-Ndemra- Kawuota-Kamboiye-Kayungo-Kodiro- Owino Godkwer-Obembo Kioru-Kokendi-Masara Highway-Nyagunda God Kwer-Omuomre-Nyalganda Nyamunda Legio-Nyamunda Pri. Sch. God Kwer-Mariwa-Ongoche	Wiga	Maitanance	COG/GOK/Development partners	2023-2028	
Masara-kawere-kanyosingo-kotuga	Wiga ward	Opening	COG/GOK/Development partners	2023-2028	

## SUNA EAST SUB COUNTY

### KWA WARD

Project name	Location/Sub-location	Description of Activities	Source of funding	Timeframe	Implementing Agency
Rabuor-Kodawa-Komwodo-Nyatira-Kondu road and culverting Nyatira Bridge	Kwa	Opening	COG/GOK/Development partners	2023-2028	County Government of Migori
Murunga-Lwanga Catholic-Ridhna school road	Kwa	Opening	COG/GOK/Development partners	2023-2028	
Orutu-Anding’o-Kaguok karon-Kamaemba-Kojea road	Kwa	Opening	COG/GOK/Development partners	2023-2028	
Nomiya-Opasi-Kolengo-Kotieno sika-Murunga road	Kwa	Opening	COG/GOK/Development partners	2023-2028	
Kakumu-Got lejo-Kobwago-Kanania road	Kwa	Opening	COG/GOK/Development partners	2023-2028	
Orutu-Kobwago-Kabwana-Kosele-Radienya road	Kwa	Opening	COG/GOK/Development partners	2023-2028	
Anglican-Kalweya-kakeja-Kachola-Kahongo-Kachieng road	Kwa	Opening	COG/GOK/Development partners	2023-2028	
Kabuga-Kowiti-Kaben-Kouru road	Kwa	Opening	COG/GOK/Development partners	2023-2028	
Kawiti-Kachinjiri-Kajika-Kanyangaga-thidhna primary road	Kwa	Opening	COG/GOK/Development partners	2023-2028	
Kwa hills-Kokoto-Upepo-Kodara road	Onguo	Opening	COG/GOK/Development partners	2023-2028	
Oyuma-Radienya-Kamaemba-Nyamongo road	Onguo	Opening	COG/GOK/Development partners	2023-2028	
Kamagadi-Kalao-Kalukas-Korome-Sio road	Onguo	Opening	COG/GOK/Development partners	2023-2028	
Onguo-God Ngoche-mirunga road	Ogwedhi/God Ngoche	Opening	COG/GOK/Development partners	2023-2028	



Project name	Location/Sub-location	Description of Activities	Source of funding	Timeframe	Implementing Agency
Kanyangaga Bridge	God ngoche	Construction	COG/GOK/Development partners	2023-2028	
Samba-Kopere Road	Ogwedhi	Opening	COG/GOK/Development partners	2023-2028	
Kawao-Chula chief camp road	God-Ngoche	Opening	COG/GOK/Development partners	2023-2028	
Elijah Kawa-Kachuchu road	Remo	Opening	COG/GOK/Development partners	2023-2028	
Remo school-River Migori road	Remo	Opening	COG/GOK/Development partners	2023-2028	
Kokalndire-Mbija river road	Remo	Opening	COG/GOK/Development partners	2023-2028	
Kodenyo-Kagido road	Remo	Opening	COG/GOK/Development partners	2023-2028	
Kambiio-Kaojuok road	Remo	Opening	COG/GOK/Development partners	2023-2028	
Kajowi-Kagilbert road	Remo	Opening	COG/GOK/Development partners	2023-2028	
Kajowi-Kosee road	Remo	Opening	COG/GOK/Development partners	2023-2028	
Koruko-Kotumba road	Remo	Opening	COG/GOK/Development partners	2023-2028	
Renovate Kachagat to Kamuguna	Remo	Opening	COG/GOK/Development partners	2023-2028	
Renovate Mukiria to Kachomo	Remo	Opening	COG/GOK/Development partners	2023-2028	
Renovate Remo Catholic to Kisindi	Remo	Opening	COG/GOK/Development partners	2023-2028	
Renovate Kamuguna to Kanyamore	Remo		COG/GOK/Development partners	2023-2028	
Ludhe dongo-God boya-Remo catholic-Sagegi primary-Kadongo-Musa Ogot Kod Olweny-Musa Ogot kod Daudi to Sagegi SDA Church	Sagegi	Opening	COG/GOK/Development partners	2023-2028	
Security Road between Kuria and Luo	Sagegi	Opening	COG/GOK/Development partners	2023-2028	
Kangeta to Wii boya church, Pap Kobok, Majiwa, Kajona mbori to Elija Kawa	Sagegi	Opening	COG/GOK/Development partners	2023-2028	
Kalwara to Kanyamwaya, Kolango, Kajondara, Madara to Kamasiaga.	Sagegi	Opening	COG/GOK/Development partners	2023-2028	
Opening of Elija opanga and Kaboro to Kakibanga, Luca rioba to Dago to Kadembo	Sagegi	Opening	COG/GOK/Development partners	2023-2028	
Maintenance of all the existing roads in the ward Opening of Kambulo-Kayeti-Kakuto Road Opening of Kisindi dispensary-Katila-Karachuonyo Road Construction of Box culverting of the roads		Maintannace and opening	COG/GOK/Development partners	2023-2028	

**KAKRAO WARD**

Project name	Location/Sub-location	Description of Activities	Source of funding	Timeframe	Implementing Agency
Roads at Masagisagi & Oboke	Suna Nyabisawa	Opening	COG/GOK/Development partners	2023-2028	County government of Migori
Korwa – Kikoma road Nyamanga primary – river migori road Kopundo – Kapollo – Masagisagi road	Suna – Nyabisawa	Opening	COG/GOK/Development partners	2023-2028	
Footbridge between Oboke dispensary & Migingio primary	Suna Nyabisawa	Construction	COG/GOK/Development partners	2023-2028	
Komia – &ingo – Kanyunja – Kowuro road Dalmas – Odhiambo – Omullo Kakrao Sec School – Kakrao T.T.I road	Suna North	Opening	COG/GOK/Development partners	2023-2028	
Warisia – Tingna – Vialo road Wadhiango – Mufulu – Rangenya road	Suna North	Opening & construction of bridge	COG/GOK/Development partners	2023-2028	

Project name	Location/Sub-location	Description of Activities	Source of funding	Timeframe	Implementing Agency
Nyikendo – Paw Nyuka road Ugari – Rayudhi road Warisia – Rangenya road Charles Pesa – Obao – Ugari Road	Suna North	Opening & construction of box culverts	COG/GOK/Development partners	2023-2028	
Mwachi – Sunkago road Mtavi – Kakoi – Eko – Udiya – Muyundi road Masara – Felgon footbridge Kisingilu – Tingra road Othaya – Sibuoche road	Suna Otacho	Opening	COG/GOK/Development partners	2023-2028	
Migingi-Aboke road	Nyarongi	Construction	COG/GOK/Development partners	2023-2028	
Nyayomo-Felgona footbridge	Nyarongi	Construction	COG/GOK/Development partners	2023-2028	
Anjeko-Kanyakinya road	Anjeko	Construction	COG/GOK/Development partners	2023-2028	
Upper Rangenya-Kawino Aloo Road	Suna North	Construction	COG/GOK/Development partners	2023-2028	
Omulima-Bonda Tingna border road	Suna North	Box culvert & construction	COG/GOK/Development partners	2023-2028	
Kamara-Rayudhi Road	Suna North	Construction	COG/GOK/Development partners	2023-2028	
Kadura-Kalusiano-Gingo Road, Nyabisawa - Kanyange-Kasumo-Nyamanga Disp. Road, Korwa-Muache Road, Migingo-Sulkago Road, Nyarongi-Sidule-Felgona Road, Kasembo-Nyadongo-Aliwa-Namba Kouma Road, Anjeko-Viola Road,	Kakrao	Opening	COG/GOK/Development partners	2023-2028	

**GOD JOPE WARD**

Project Name	Location/sub location	Description of Activities	Source of funding	Timeframe	Implementing Agency
Kodero-kagingo-kilimanjaro road	God jope	Opening and culverting	COG/GOK/Development partners	2023-2028	County Government of Migori
Karing church-koketch-daudi—auka road	God jope	Opening and culverting	COG/GOK/Development partners	2023-2028	
Moses-ager-kasim raod	God jope	Opening and culverting	COG/GOK/Development partners	2023-2028	
Midoti catholic –kongono-kalila raod	God jope	Opening and culverting	COG/GOK/Development partners	2023-2028	
Nyasare-kakwach-radienya road	God jope	Opening and culverting	COG/OG/GOKGOK/Development partners	2023-2028	
Kamolo- Kobuya- Kongadi-Omuga Ongele Road	God jope	Opening and culverting	COG/OG/GOKGOK/Development partners	2023-2028	
Baraka-kilimanjaro-sigiria road	God jope	Opening and murruming	C /Development partners	2023-2028	
God Jope Market- Arambe-Achuth Road	God jope	Opening and culverting	COG/OG/GOKGOK/Development partners	2023-2028	
Oyore-owili-mwamba ngoye-ojwang	God jope	Opening and murruming	COG/GOK/Development partners	2023-2028	
Stela B-sigiria-riat-kona-kogwang	God jope	Opening and murruming	COG/GOK/Development partners	2023-2028	
Kakugo- kodero-kosako	God jope	Opening and murruming	COG/GOK/Development partners	2023-2028	
Dosa-wuok chieng school	God jope	Opening and murruming	COG/GOK/Development partners	2023-2028	
Nyaduong secondary-Silanga –Arambee Road	God jope	Opening and murruming	COG/GOK/Development partners	2023-2028	
Siling-kamagumba-kasaru-yadhingima road	God jope	Opening and murruming	COG/GOK/Development partners	2023-2028	
Ondong-kameja-koyugi-ayego	God jope	Opening and murruming	COG/GOK/Development partners	2023-2028	
Kanguro-kangolo-kariba-kamandanga-kamasore raod	God jope	Opening and culverting	COG/GOK/Development partners	2023-2028	
Kouko-nyaera-kamakombe-nyasare	God jope	Opening and culverting	COG/GOK/Development partners	2023-2028	
Panyako-osingo-yadhingima-kowiti	God jope	Opening and culverting	COG/GOK/Development partners	2023-2028	
Kamuthuma-kopole – kaksare-kawambogo-yadhingima	God jope	Opening and culverting	COG/GOK/Development partners	2023-2028	

Project Name	Location/sub location	Description of Activities	Source of funding	Timeframe	Implementing Agency
Kongombe-kobura-adugo catholic -adugo	God jope	Opening and culverting	COG/GOK/Development partners	2023-2028	
Kasim-wakula-kobudi-koketch	God jope	Opening and culverting	COG/GOK/Development partners	2023-2028	
Kakasina-kokina-komiti school	God jope	Opening and culverting	COG/GOK/Development partners	2023-2028	
Maintainace ofbaraka-kilimanjaro-sigiria road Maintainance of SteaBb-sigiria-riat-konakogwang Maintainace of Dosa-wuok chieng school opening of silanga-kamagumba-kasaru-yadhngima opening of ondog-komeja-koyugi-ayego maintainance of godjope-Ayego road maintainance of oyuma-kadila-ayego-ngege road maintainance of koyuma-Alara road maintainance of goyor-kodila road maintainance of godjope-kochola school-kabara road	God jope	Opening and culverting and maintance	COG/GOK/Development partners	2023-2028	

**SUNA CENTRAL WARD**

Project name	Location/Sub-location	Description of Activities	Source of funding	Timeframe	Implementing Agency
Ngege- Ogada road	Ngege	Gravelling and culvert	COG/GOK/Development partners	2023-2028	County Government of Migori
Proper Maintenance of all county government Roads New, Onyalo junction -kasavara-kalute,onding mon Konyonyi- josi road Nyasare water - Onyalo SDA Kadimax- kotieno kokech-kodiwa kakech bridge Kamumbo - kadero Hillview - sayona harvest - komanyo Kokumu- sangra-wasio Kogosa, kobara, pastor kwanya Onyalo junction - koringa- ka isaah Construction of Wath ndege box Calvert - new Koban, konyango ouma- water tank Ombo SDA- ombo market Apida - chrisco church		Opening and Murrumming	COG/GOK/Development partners	2023-2028	
Kanyakwaka-Kabongo road	Ngege	Gravelling and Culvert	COG/GOK/Development partners	2023-2028	
Nyamware-Andigo road	Ngege	Gravelling and Culvert	COG/GOK/Development partners	2023-2028	
Nyamware School-River Migori road	Ngege	Gravelling and Culvert	COG/GOK/Development partners	2023-2028	

Project name	Location/Sub-location	Description of Activities	Source of funding	Timeframe	Implementing Agency
Kotai –Kanyakwaka road	Ngege	Gravelling and Culvert	COG/GOK/Development partners	2023-2028	
Ngege- Got Kachacha road	Ngege	Gravelling	COG/GOK/Development partners	2023-2028	
Kanguka-Kolik road	Ngege	Gravelling	COG/GOK/Development partners	2023-2028	
Nyamware – Ogwedhi road	Ngege	Gravelling	COG/GOK/Development partners	2023-2028	
Kokeno-Lichota road	Ngege	Gravelling	COG/GOK/Development partners	2023-2028	
Kopanga-Kadera road	Mapera	Opening, culverting, murraming	COG/GOK/Development partners	2023-2028	
Korony-Kagutu-Kapuk-Luanda-Kaboge road	Mapera	Opening, culverting, murraming	COG/GOK/Development partners	2023-2028	
Kadamiel-Abongo-Nyasare road	Mapera	Opening, culverting, murraming	COG/GOK/Development partners	2023-2028	
Kobilo-Rbuogo to mononight road	Mapera	Opening, culverting, murraming	COG/GOK/Development partners	2023-2028	
Witharaga sda-Ariridi-Kosodo road	Mapera	Opening, culverting, murraming	COG/GOK/Development partners	2023-2028	
Andingo-Kalango-Kasumba road	Mapera	Opening, culverting, murraming	COG/GOK/Development partners	2023-2028	
Kariri-Kounda road	Mapera	Opening, culverting, murraming	COG/GOK/Development partners	2023-2028	
Kalulu-Kamasore road	Mapera	Opening, culverting, murraming	COG/GOK/Development partners	2023-2028	
Daraja-Nyasare road	Wasweta 1	Opening	COG/GOK/Development partners	2023-2028	
Resort-Apida	Wasweta1	Opening	COG/GOK/Development partners	2023-2028	
Midoti-Aroso road	Wasweta1	Opening	COG/GOK/Development partners	2023-2028	
Dugna—Kadika road	Wasweta 1	Opening	COG/GOK/Development partners	2023-2028	
Slaughter-Nyangubo road	Wasweta 1	Opening	COG/GOK/Development partners	2023-2028	
Bridge	Kamzungu, Kajossy, KobelKangono, Ombo Market and Aroso	Opening	COG/GOK/Development partners	2023-2028	

## NYATIKE SUB COUNTY

### KACHIENG WARD

Project name	Location/Sub-location	Description of Activities	Source of funding	Timeframe	Implementing Agency
Okuodo-Obondi- Nyamanga Road Okiro –Kanyameo Road		Opening and calverting and murraming	COG/GOK/Development partners	2023-2028	
Gunaga Agolo Muok-Nyamanga Road Okiro Oodi Road Wadhremo-poya Road Sidika -Raga Road SupaNova -Otati Road Gunga Junction Kaduro	Kachieng	Maintanace	COG/GOK/Development partners	2023-2028	

Project name	Location/Sub-location	Description of Activities	Source of funding	Timeframe	Implementing Agency
Sori -Mash park- Odendo-Hoho -kopala Kalila-Wachara road.	Sori Sub-location	Opening and calvarting and murraming	COG/GOK/Development partners	2023-2028	County Government of Migori
Gunga Rabuor -Kopala	Sori Sub-location	Opening and culvarting and murraming	COG/GOK/Development partners	2023-2028	
Sori bus park	Sori Sublocation	Construction of modern station	COG/GOK/Development partners	2023-2028	
Boats	Sori Sub-location	Facilitating rescue and transportation boats	COG/GOK/Development partners	2023-2028	
BL.Tezza-orongo-Gunga	Gunga sub-location	Construction of new road	COG/GOK/Development partners	2023-2028	
Kagwen- Sisinga	Gunga Sub-location	Construction of new road	COG/GOK/Development partners	2023-2028	
Wadh remo- sori road	Bongu sub-location	Construction of new road	COG/GOK/Development partners	2023-2028	
Culverting at Oseure and at Aora Bonde	Bongu Sub-location	Construction of new road	COG/GOK/Development partners	2023-2028	

#### KALER WARD

Project name	Location/Sub-location	Description of Activities	Source of funding	Timeframe	Implementing Agency
Maintannce	Wardwide	Murruming and Maintannce of all road in the ward	COG/GOK/Development partners	2023-2028	County Government of Migori
Box Culvert at Nyamitha-Kanga Road Kanga Kiasa Road Olasi Nyamache Road Nyamache Kogoro Road	Kaler Ward	Construction	COG/GOK/Development partners	2023-2028	
Nyamache Apilo Road Kea – Kibuon – Kowido – Ondoche Road	Kiasa	Opening	COG/GOK/Development partners	2023-2028	
Paptar – Godong’eche – Dago Road	Kiasa	Opening	COG/GOK/Development partners	2023-2028	
Ongoche – Adera – Katali Road	Kiasa	Opening	COG/GOK/Development partners	2023-2028	
Olasi – Boya SDA Road	Olasi	Opening	COG/GOK/Development partners	2023-2028	
Bande – Nyamache – Apilo Road	Olasi	Opening	COG/GOK/Development partners	2023-2028	
Lalma – Nyamitha Road	Kiasa	Opening	COG/GOK/Development partners	2023-2028	

#### KANYASA WARD

Project name	Location/Sub-location	Description of Activities	Source of funding	Timeframe	Implementing Agency
Kogore-Opija-Kayara-Sota road	Ngira	Culverting & bridge construction	COG/GOK/ Development partners	2023-2028	County government of Migori
Ngira-Adugo-Obware-Kayara-Kipingi road	South East Karungu	Opening & bridge construction	COG/GOK/ Development partners	2023-2028	
Alendo-Riat-Obware-Tuk road	Adugo	Murraming	COG/GOK/ Development partners	2023-2028	
Yuaya-Loo Rateng’ -Jangoe school-Jangoe church road	Ngira	Opening	COG/GOK/ Development partners	2023-2028	
Kaliech-Okayo-Komollo Tom-Ungoe primary-Atonge road	Ungoe	Opening	COG/GOK/ Development partners	2023-2028	
Riat-Sito-Opija Road	Ungoe	Opening	COG/GOK/ Development partners	2023-2028	
Nyasoko-Manyuanda dispensary	Ungoe	Opening	COG/GOK /Development partners	2023-2028	

Project name	Location/Sub-location	Description of Activities	Source of funding	Timeframe	Implementing Agency
Achar Oreko-Ojawa Road	Ungoe	Opening	COG/GOK/ Development partners	2023-2028	
Kowino dam-Sito Road	Ungoe	Opening	COG/GOK/ Development partners	2023-2028	
Riat-Pedo Pan Road	Ungoe	Opening	COG/GOK/ Development partners	2023-2028	
Aringo primary-Misiwi-Rabare-Not Road	East Karungu	Opening	COG/GOK/ Development partners	2023-2028	
Opeya-Alendo road	East Karungu	Opening	COG/GOK/ Development partners	2023-2028	
Poya-Not-Alendo-Rabare-God keyo-Apano Wang'I road	East Karungu	Opening	COG/GOK/ Development partners	2023-2028	
Maintenance of Nyasoko junction-Okero-Alendo road Opening of Otiende-Nyasoko-Okayo-Komolotom-Ungoe-Atonge road		Openning and maintannace	COG/GOK/ Development partners	2023-2028	

**MACALDER / KANYARWANDA WARD**

Project Name	Location / Sub-Location	Description of Activities	Source of funding	Timeframe	Implementing Agency
Munyu-Number Ko Olo-		Openning and Murraming	COG/GOK/Development partners	2023-2028	County Government of Migori
Osiri - Godkwach Road	South East Kadem	Opening and Murraming	COG/GOK/Development partners	2023-2028	
Punda - Corner Koyundi Road	South East Kadem	Opening and Murraming	COG/GOK/Development partners	2023-2028	
Majengo - Kuja Road	South East Kadem	Opening and Murraming	COG/GOK/Development partners	2023-2028	
Macalder Office - Kowuor Primary	South East Kadem	Opening and Murraming	COG/GOK/Development partners	2023-2028	
Police Station - Kuja Road	South East Kadem	Opening and Murraming	COG/GOK/Development partners	2023-2028	
Daraja - Kangwala - Kuja Ring Road	South East Kadem	Opening and Murraming	COG/GOK/Development partners	2023-2028	
Godkwach - Amilo - Owich Road Koyungo, Onger, Konyango Moodi, Kamin Asi	South East Kadem	Construction of Box Culverts	COG/GOK/Development partners	2023-2028	
Nyandema - Ogaka - Osiri Road	South Kadem	Opening and Murraming and Construction of Box Culverts	COG/GOK/Development partners	2023-2028	
Nyandema - Nyamin Aoko - Ongoche Primary School Road	South Kadem	Opening and Murraming	COG/GOK/Development partners	2023-2028	
Namba Kodero - Ndemra Road	South Kadem	Opening and Murraming	COG/GOK/Development partners	2023-2028	
Osiri - Ogaka Road	South Kadem	Construction of Bridge	COG/GOK/Development partners	2023-2028	
Obalwanda - Onger - Nyandema Road	Central Kanyarwanda	Opening and Murraming	COG/GOK/Development partners	2023-2028	
Kadendi - Lower Ongoche Road	Lower/ Central Kanyarwanda	Opening and Murraming and Construction of Bridge	COG/GOK/Development partners	2023-2028	
God Bondo - Tulu Road	Lower Kanyarwanda	Opening and Murraming	COG/GOK/Development partners	2023-2028	
Roads	Mikei / Kalangi	Improvement of Feeder Roads	COG/GOK/Development partners	2023-2028	
Footbridges at Osiri, Nyandema, Kabobo, Ndemra, Owich and Kangi	Mikei / Kalangi	Construction of Footbridges	COG/GOK/Development partners	2023-2028	
Bridges at Osiri and Nyandema	Mikei / Kalangi	Construction of Bridges	COG/GOK/Development partners	2023-2028	
Owich School - Kabobo Road	Owich	Opening and Murraming and Construction of Bridge	COG/GOK/Development partners	2023-2028	
Kodele - Bansi - Puche Road	Owich	Opening and Murraming	COG/GOK/Development partners	2023-2028	
Got Orango - River Kuja Road	Owich	Opening and Murraming	COG/GOK/Development partners	2023-2028	

**MUHURU WARD**

Project Name	Location	Description of Activities	Source of funding	Timeframe	Implementing Agency
Karmanja -Tito Road	Central	Opening	COG/GOK/Development Partners	2023-2028	County Government of Migori
Korune- Sumba Road	Central	Opening	COG/GOK/Development Partners	2023-2028	
Baraza-Rabusu Primary To Masuti Road	Central	Opening	COG/GOK/Development Partners	2023-2028	
Guba – Ibencho	South East	Opening	COG/GOK/Development Partners	2023-2028	
Kowet – Immigration	Nyankondo	Opening	COG/GOK/Development Partners	2023-2028	
Ring Road Tito From Kobala – Got - Kachola Boarder Ward	Ibencho Sub Location	Opening	COG/GOK/Development Partners	2023-2028	
Winjo Dispensary – Kobala Junction	Ibencho Sub Location	Opening	COG/GOK/Development Partners	2023-2028	
Foot Bridge	South East Muhuru	Construction	COG/GOK/Development Partners	2023-2028	
Foot Bridge	South East	Construction	COG/GOK/Development Partners	2023-2028	
Kogigo-Makwach-Nyangwayo	Muhuru West	Opening	COG/GOK/Development Partners	2023-2028	
Konyanya-Mwithosi- Kithchungu	Muhuru West		COG/GOK/Development Partners	2023-2028	
Ratieny – Tagache Road	East Muhuru	Opening	COG/GOK/Development Partners	2023-2028	
Ratieny -Winjo Road	East Muhuru	Maintainance	COG/GOK/Development Partners	2023-2028	
Kabich -Kabonyo Road	East Muhuru	Opening	COG/GOK/Development Partners	2023-2028	
Tagache- Winjo Dispensary	East Muhuru	Maintainance	COG/GOK/Development Partners	2023-2028	
Tagache Dip Komakori Kolambo Tito Road	East Muhuru	Opening	COG/GOK/Development Partners	2023-2028	
Akado – Banda Road	East Muhuru	Maintainance	COG/GOK/Development Partners	2023-2028	
Opening of Kalmaga Road Opening of baraza-Rabwa-Maguti Road Opening of Koyundi-Sumba Road Maintenance of all the existing roads in the ward Opening of Obala market-Banda Road Opening of Kamasimba-Maguwacha-Nyankwayo-Kitenkwako Road		Openning	COG/GOK/Development Partners	2023-2028	

**GOT KACHOLA WARD**

Project name	Location/Sub-location	Description of Activities	Source of funding	Timeframe	Implementing Agency
German road	West kadem		COG/GOK/Development Partners	2023-2028	County Government of Migori
Bala- ongoro beach road	West kadem		COG/GOK/Development Partners	2023-2028	
Kaseko –aokom matiso road	West kadem	Opening and maraming	COG/GOK/Development Partners	2023-2028	
Nyangere –pefa road	West kadem	Opening and maraming	COG/GOK/Development Partners	2023-2028	
Otho –nyakirngoto road	West kadem	Opening and maraming	COG/GOK/Development Partners	2023-2028	
Serena- ongoro road	West kadem	Opening and maring	COG/GOK/Development Partners	2023-2028	

Project name	Location/Sub-location	Description of Activities	Source of funding	Timeframe	Implementing Agency
Bethseda- matoso road	West kadem	Opening and maraming	COG/GOK/Development Partners	2023-2028	
Kombuur- got otaw road	West kadem	Opening and maraming	COG/GOK/Development Partners	2023-2028	
Apilo-kanyandiko-sagenya road	Nyandago central	Marraming and maintainance	COG/GOK/Development Partners	2023-2028	
Koweru-namba- miroche bridge	Nyandago central	construction	COG/GOK/Development Partners	2023-2028	
Ongoche-koweru-olando bridge	Nyandago central	maintanance	COG/GOK/Development Partners	2023-2028	
Apilo-kibuon-asai-kokindi-kanyowino-kokinda-kaei-nyandgo road	Nyandago central	Opening and maraming	COG/GOK/Development Partners	2023-2028	
Aneko –miriw-kombuur road	aneke	Opening and maraming	COG/GOK/Development Partners	2023-2028	
Kaelkana-nyakona-wanjara-owuonda-kamaganya-winjo	bande	Opening and maraming	COG/GOK/Development Partners	2023-2028	
Kware-owunda dam-kogada-agumbi-panyako-miluo	bande		COG/GOK/Development Partners	2023-2028	
Dakmagwar-owunda-lwero	bande		COG/GOK/Development Partners	2023-2028	
Bande-pefa-yao-osure-odada-lwanda	bande		COG/GOK/Development Partners	2023-2028	
Serena-odhiambo-okwanyo	bande		COG/GOK/Development Partners	2023-2028	
Majengo bridge	bande	construction	COG/GOK/Development Partners	2023-2028	
Ring culvert bande-yao- obinju road	bande	culverting	COG/GOK/Development Partners	2023-2028	
Upgrading of Bohorera-Nyamarangere-nyaweitanchiria road		Upgrading	COG/GOK/Development Partners	2023-2028	

**NORTH KADEM WARD**

Project name	Location/Sub-location	Description of Activities	Source of funding	Timeframe	Implementing Agency
Road Maintanance	Noarth KADEM	Maintanance of all County Road Wardwide	COG/GOK/Development partners	2023-2028	County Government of Migori
Nyatuoro- Kodundo - Tuk Road	Noarth KADEM	Openning	COG/GOK/Development partners	2023-2028	
Thimlich - Osani Road					
Nyawanda- God Lowi- Kolanyo Road		Aywere Box Culvert			
Agenga - Ogango Road		Opening			
Onger - kabuto road	Lower Central Kadem	Opening	COG/GOK/Development partners	2023-2028	
Onger - sere - nyora road	Lower Central Kadem	Opening	COG/GOK/Development partners	2023-2028	
Angugo - nyara road	Lower Central Kadem	Opening	COG/GOK/Development partners	2023-2028	
Modi - Lwala Road	Lower Central Kadem	Opening	COG/GOK/Development partners	2023-2028	
Kolango - Lwala - Tuk road	Lower Central Kadem	Opening	COG/GOK/Development partners	2023-2028	
Open County Roads	North Kadem	Opening of Lwanda-Magungu- Sota-Diruma Road	COG/GOK/Development partners	2023-2028	
Lwanda Beach	North Kadem	To be opened and murramed	COG/GOK/Development partners	2023-2028	
Okenyo - ovinga - Kodundo - Sagama road	Bala Central	Opening and maintenance	COG/GOK/Development partners	2023-2028	
Atwere Bot Culvert	Bala Central	Opening and maintenance	COG/GOK/Development partners	2023-2028	
Omuga Bot Culvert	Bala Central	Opening and maintenance	COG/GOK/Development partners	2023-2028	
Obwore Bot Culvert	Bala Central	Opening and maintenance	COG/GOK/Development partners	2023-2028	
Thimlich - Nyarwanda - Osaro Road	N/E Kadem	Opening and maintenance	COG/GOK/Development partners	2023-2028	



Project name	Location/Sub-location	Description of Activities	Source of funding	Timeframe	Implementing Agency
Odiyo-Kambaja road	N/E Kadem	Opening and maintenance	COG/GOK/Development partners	2023-2028	
Ndiwa dispensary - oluga ECD- Agulu road	N/E Kadem	Opening and maintenance	COG/GOK/Development partners	2023-2028	
Odiyo SDA - Wangaya Road	N/E Kadem	Opening and maintenance	COG/GOK/Development partners	2023-2028	
Okenge t. Centre- Okenge Secondary - Gogo	N/E Kadem	Opening and maintenance	COG/GOK/Development partners	2023-2028	
Ndiwa dispensary - Konge road	N/E Kadem	Opening and maintenance	COG/GOK/Development partners	2023-2028	
Odiyo - Ndim road	N/E Kadem	Opening and maintenance	COG/GOK/Development partners	2023-2028	
Nyakwanda - God jowi - Kolanya	N/E Kadem	Opening and maintenance	COG/GOK/Development partners	2023-2028	
Ndiwa-Nalo-Osani-Kipingi Nalo-Kolanya-Osani	Magungu Central	Opening and maintenance	COG/GOK/Development partners	2023-2028	
Diruma-Sota Ragenya Road	Magungu Central	Opening and maintenance	COG/GOK/Development partners	2023-2028	
Lwala-agenga-adiel road	Agenga	Opening	COG/GOK/Development partners	2023-2028	
River Kuja-Ring road	Agenga	Opening	COG/GOK/Development partners	2023-2028	
Aego bridge- Onger trading centre road	Agenga	Opening	COG/GOK/Development partners	2023-2028	
Sango gunga- sagama road	Agenga	Opening	COG/GOK/Development partners	2023-2028	
Bridge	Agenga	Construction of Aego bridge	COG/GOK/Development partners	2023-2028	

## RONGO SUB COUNTY

### EAST KAMAGAMBO WARD

Project name	Location/Sub-location	Description of Activities	Source of funding	Timeframe	Implementing Agency
Sango – Kogecha	Kambija/Kagoro		COG/GOK/Development Partners	2023-2028	County Government of Migori
Omingo Bridge	East Kamagambo	Timber Bridge In Bad State	COG/GOK/Development Partners	2023-2028	
Odingo Dip – Odiyenya Road	East Kamagambo	Opening	COG/GOK/Development Partners	2023-2028	
Bridge At Onuke River	West Kanyamamba	Opening	COG/GOK/Development Partners	2023-2028	
Kuja Old Bridge – Tope Road	West Kanyamamba	Opening	COG/GOK/Development Partners	2023-2028	
Catholic – Ramba Road	West Kanyamamba	Opening	COG/GOK/Development Partners	2023-2028	
Ramba – Rare Road	West Kanyamamba	Opening	COG/GOK/Development Partners	2023-2028	
Nyakune – Winyo Road	East Kamagambo	Opening	COG/GOK/Development Partners	2023-2028	
Nyamuga Sec. – Kangeso Road	East Kamagambo	Opening	COG/GOK/Development Partners	2023-2028	
Kanyagilo Bridge	East Kanyadiego	Opening	COG/GOK/Development Partners	2023-2028	
Kaoko – Kanyagilo Road	East Kanyadiego	Opening	COG/GOK/Development Partners	2023-2028	

### SOUTH KAMAGAMBO WARD

Project name	Location/Sub-location	Description of Activities	Source of funding	Timeframe	Implementing Agency
K3war-dek-ngou-obeti road Okumba-Kakasera- Kamgudho- Kodongo Road Nyamaroka Primary- Maroo Road Kanyabune- Kapara- Koriko Road	South kamagambo	Opening and Expansion	COG/GOK/Development partners	2023-2028	County Government of Migori

Project name	Location/Sub-location	Description of Activities	Source of funding	Timeframe	Implementing Agency
Kokwara – Dago Road Kokwara- Dek- Nguo- Obeti Road Nyoke Road Nyumba – Kakwara Road Arundo- Ongalo-Mbita-roisir Road Box Culvert conneting Omware –Ongor Chamgiwadu Pembe Kuja-Komire Road					
Wasweta Apostolic Church – Kojwang River bank road Road between parcel No. 257, 252 on map No. 10 Kanyawanga The Road from Banda secondary school to Oyengo river The road between parcel Number 293 and 295 to Konjoro River Road Number 294 on sheet Map No. 10 Kanyawanga Oware Primary school to Konditi River Kanyawanga road The road from Parcel No. 303 crossing over to 305 and 308 to pembe tatu sheet No 11 Kanyawanga The road from pembe Tatu to Kuja Lwala Bridge The road from signa –Pembe Tatu – Olwayo River Matagoka – Digaro Road Odundu- Otubam Road Aora –nyamronda- Nyaoke Kojwok- Miberwa- Kitere road Rakwaro Oyugi Ogando Girls Road Nyasoti Church- Oyugi Anyango-Abisanar Road University- Kapara- Ondoto Road Seka- Ongecha Road Kopado –Dek Road Orembe –Oyora Kamilonde Road Sigiria –Kajimbo- Oyuma Market Road Kibos – Orembe SDA road Dago – Kakwara Road					
Chamgiwadu-kayuya-full gospel road	South kamagambo	Wasweta Apostolic Church – Kojwang River bank road	Wasweta Apostolic Church – Kojwang River bank road	Wasweta Apostolic Church – Kojwang River bank road	
Maintanance AND construction of Bridges and road	wardwide	Construction and maintenance of roads and bridges			
Sigiria-kodida-matagoka road	South kamagambo	opening	COG/GOK/Development partners	2023-2028	
Sigiria-pembe-oluvyayo road	South kamagambo	opening	COG/GOK/Development partners	2023-2028	
Nyitienge-onyando-orembe-azaria-kasem-gingo road	South kamagambo	opening and murraming	COG/GOK/Development partners	2023-2028	
Box profile at kwar	South kamagambo	construction	COG/GOK/Development partners	2023-2028	

Project name	Location/Sub-location	Description of Activities	Source of funding	Timeframe	Implementing Agency
Dago-omware-sigiria road	South kamagambo	opening	COG/GOK/Development partners	2023-2028	
Nyumba-kakwara-dek-ring road	South kamagambo	opening	COG/GOK/Development partners	2023-2028	
Konakobiri-nyalunga	South kamagambo	Opening and culverting	COG/GOK/Development partners	2023-2028	
Arundo-chula-nyaoke-riosir	South kamagambo	Opening and culverting	COG/GOK/Development partners	2023-2028	
Kanyamunja-kapanja-koriko-kanyambun	South kamagambo	Opening and culverting	COG/GOK/Development partners	2023-2028	
Okumba-ring road	South kamagambo	Opening and culverting	COG/GOK/Development partners	2023-2028	
Expansion and marruming of Pembe-Kuja-Komire road  Expansion of kwar-dek-ngou-obeti road expansion and muruming Nyumba-Kakwara road  Expansion and murruming Dago-Omware road  Kakwara- Dek-Ngou-Obeti road opening Chamgiwadu- nyitienge road  Expansion and marruming Kakwara-Dago  Box culvert connecting Umware-Ogora  Expansion and marruming of Nyalgunya – Nyongok- Dudu-Rakwaro road Arundo – Ongalo – Mbita – Riosir road  Expansion marruming and culverting of Nyaoke – Tono – Kitere road  Expansion marruming and culverting Rakwaro – Hope academy- Nyaoke road Kanyambune – Kapara – Koriko road Okumba – Kakasera – Kamgumtho – Kodongo road Adonji bridge – Koyar road  Expansion and Murruming of Aura olasi – Lang’arek secondary school road Nyamaroka primary school – maroo road	South kamagambo	Opening and culverting	COG/GOK/Development partners	2023-2028	

**NORTH KAMAGAMBO WARD**

Project name	Location	Description of Activities	Source of funding	Timeframe	Implementing Agency
Kameji- uriri bridge	North kamagambo	Construction	COG/GOK/Development partners	2023-2028	County Government of Migori
Lwala-kadianga bridge	North kamagambo	Construction	COG/GOK/Development partners	2023-2028	
Ligari road culvert	North kamagambo	Construction	COG/GOK/Development partners	2023-2028	
Kawao-katonga road	North kamagambo	Opening and marraming	COG/GOK/Development partners	2023-2028	
Tonye Church- Kobuola- Kojwang Road Kadianga School-Wadh Komolo- Lwala Health centre Road	North kamagambo	Opening and marraming	COG/GOK/Development partners	2023-2028	

Project name	Location	Description of Activities	Source of funding	Timeframe	Implementing Agency
Kochola Magambo- Agido- Tonye Road Kolengo Road Kongore -Riana Road Koraya Samwel- Ochola Oweng- Tonye School Kotika- Kakiyaye- Mt Olive SDA Road Kajonathan Road Minyanya-Kolang-Kasimba-Tonye SDA road Namba Ofuanga- Kasila- Omboto Road kogalo alois - ka sista - kagradus - kanyamwage - koloo - kolengo road ogalo ayie - koguta odongo - sakayo mikwanga road sumba-wath Iweny-kangeso-kajoni road Ranjira-kuna dispensary-westgate road sumba-wath Iweny-kangeso-kajoni road					
Setlite/kawao-ligary	North kamagambo	Opening and murraming	COG/GOK/Development partners	2023-2028	
Oboch-nyarango road	North kamagambo	Curlverting, murraming	COG/GOK/Development partners	2023-2028	
Kamiruga-wigari		Opening	COG/GOK/Development partners	2023-2028	
All roads in	North kamagambo	maintanance	COG/GOK/Development partners	2023-2028	
Ka hellenomingo- sumba irrigation scheme	North kamagambo	Opening and murraming	COG/GOK/Development partners	2023-2028	
Kuna-kamsung road	North kamagambo	Opening and murraming	COG/GOK/Development partners	2023-2028	
Tonye curch-danielofwanya sda road	S/kamwango		COG/GOK/Development partners	2023-2028	
Sare-kojwang-mwata road	S/kamwango		COG/GOK/Development partners	2023-2028	
Tuk jowi-konyango mira-nyachuria road	S/kamwango		COG/GOK/Development partners	2023-2028	
Kanyadgiro sda-kanjaga-kira-ka Rafael road	S/kamwango		COG/GOK/Development partners	2023-2028	
Kagon-nyakiti-kira bridge	S/kamwango	Contruction	COG/GOK/Development partners	2023-2028	
Kayie- sakayo-adenyo road	S/kamwango		COG/GOK/Development partners	2023-2028	
Kanyimori-kayie-kanyangore-worlwidechurch	S/kamwango	Opening and murraming	COG/GOK/Development partners	2023-2028	
Kallo-kotumba-kolera	S/sakwa	Opening and murraming	COG/GOK/Development partners	2023-2028	
Kopole-othora-kuwage road	Amoyo	maintainance	COG/GOK/Development partners	2023-2028	
Bala-tulu-siko-owar road	Amoyo	Opening ang murraming	COG/GOK/Development partners	2023-2028	
Othoo-amoyo-legio-siko	Amoyo	Opening and murraming	COG/GOK/Development partners	2023-2028	
Ratieny-nyambua tulu road	Amoyo	Opening and murraming	COG/GOK/Development partners	2023-2028	
Tulu- siko bridge	Amoyo	construction	COG/GOK/Development partners	2023-2028	

**CENTRAL KAMAGAMBO WARD**

Project name	Location/sub-location	Description of Activities	Source of funding	Timeframe	Implementing Agency
Nyagado-kanyawendo road Kaksingri,Kawera-Nyandiwa Road	Kamkuyu	Opening	COG/GOK/Development partners	2023-2028	County Government of Migori
KanyadugaA-Koouma road	Kamkuyu	Opening and murraming	COG/GOK/Development partners	2023-2028	
Box Culvert	Ombo Bita Obama Powo Kaloch Bridge	Provision	COG/GOK/ Development partners	2023-2028	

Project name	Location /sub-location	Description of Activities	Source of funding	Timeframe	Implementing Agency
Bondo SDA –Ka'lukia road	Kamkuyu	Opening and murraming	COG/GOK/Development partners	2023-2028	
Kobura –kajwando –nyamador river road	Kamkuyu	Opening and murraming	COG/GOK/Development partners	2023-2028	
Kanyikela-siala road	Kamkuyu	Opening and murraming	COG/GOK/Development partners	2023-2028	
Kasere-nyamatono road	Kobuoro	Opening and murraming	COG/GOK/Development partners	2023-2028	
Kaserecenter-nyamador road	Kabuoro	Opening and murraming	COG/GOK/Development partners	2023-2028	
Nyandoto-Sam's place –Gods	kabuoro	Opening and murraming	COG/GOK/Development partners	2023-2028	
Kamondi –matafari corner kodero-kosodo road	Kodero obara	Opening and murraming	COG/GOK/Development partners	2023-2028	
Kakuyu-nyandiwa church-karende-ogutu road	Kodero obara	Opening and murraming	COG/GOK/Development partners	2023-2028	
Mashack orieko-kominge-k' Aron –K'Alami road	Kodero obara	Opening and murraming	COG/GOK/Development partners	2023-2028	
Box culvert at kobila bridge	Koderoobara	Construction	COG/GOK/Development partners	2023-2028	
Slaughter –Bondo-church road	Kamkuyu	Opening and murraming	COG/GOK/Development partners	2023-2028	
Misadhi SDA-Marera road	Township	Opening and murraming		2023-2028	
Bethel –Siala road	Township kobura	Opening and murraming	COG/GOK/Development partners	2023-2028	

## AWENDO SUB COUNTY

### CENTRAL SAKWA WARD

Project name	Location /sub-location	Description of Activities	Source of funding	Timeframe	Implementing Agency
Kawene-Alara Road	Central Sakwa	Opening	COG/GOK/Development partners	2023-2028	County Government of Migori
Komenya –Kokuro Luri with box culvert Kapatkeya-Otacho Road with Box Culvert and bridge Kokuro –Luri –Kabengamin Road					
Obama-Siany road	Kombok North Sub-location	Opening	COG/GOK/Development partners	2023-2028	
Ombo-Mbita-Obama road Kanyangira-Marindi road	Kombok North Sub-location Kanyagwala Sub-location	Opening	COG/GOK/Development partners	2023-2028	
Marindi-Lianda road	Kanyagwala Sub-location	Opening	COG/GOK/Development partners	2023-2028	
Otacho-Pat Keya Bridge and Road	Kanyagwala Sub-location	Opening	COG/GOK/Development partners	2023-2028	
Powo- Kaloch Bridge and Road		Opening	COG/GOK/Development partners	2023-2028	
Ogwamrondi hilltop opening	Kanyagwala Sub-location	Opening	COG/GOK/Development partners	2023-2028	
Jiwdendi road	Kanyagwala Sub-location	Opening	COG/GOK/Development partners	2023-2028	
Rapcom- Anindo road	South Kombok sub-location	Opening	COG/GOK/Development partners	2023-2028	
Ranjira-Nyashoro road	South Kombok sub-location	Opening	COG/GOK/Development partners	2023-2028	
Awendo Olympic-Sare sony foot Bridge	South Kombok sub-location	Opening	COG/GOK/Development partners	2023-2028	
Awendo old bridge-Olympic road	South Kombok sub-location	Opening	COG/GOK/Development partners	2023-2028	
Adel access road	South Kombok sub-location	Opening	COG/GOK/Development partners	2023-2028	
Sony sewerage- Obama Access road.	South Kombok sub-location	Opening	COG/GOK/Development partners	2023-2028	

Project name	Location /sub-location	Description of Activities	Source of funding	Timeframe	Implementing Agency
Guba-lianda road	South Kombok sub-location	Opening	COG/GOK/Development partners	2023-2028	
Komolo-rome Poo	South Kombok sub-location	Opening	COG/GOK/Development partners	2023-2028	

**NORTH SAKWA WARD**

Project name	Location/Sub-location	Description of Activities	Source of funding	Timeframe	Implementing Agency
Juelo- Raruowa Pefa-Koteyo- Kokungu-Kongueya- Kuja Nyokal SDA- Ogongo- Pap Kajuang- Owang Bridge- Angogo Road		Opening	COG/GOK/Development partners	2023-2028	County government of Migori
Kuoyo- Nyasore- Angogo Road					
Ondiegi- Kanyabenda- Alara Road					
Ringa- Oungi SDA- Kadoctor Abade Road					
Koluoch-Kochola Odedo- Boarder View-Gama Road					
Ranen- Kuja Nyokal- Ogongo- Dede-Nyakuru- Ogango- Kuoyo- Kanyawanga Road					
Chuo Liyo- Kokeyo-Nyabuanga Road					
Juelu-Nyadoyo Sda-Kamikume-Kuja Sda-Otieno Korindo-Ango'Go					
Nyamona-Kajondiko-Oboke Catholic-Sengua-SDA-Sare road	West Kakmasia	Opening	COG/GOK/Development partners	2023-2028	
Nyamona-Kochumba-Kanyona-Kachieng'a road	West Kakmasia	Opening	COG/GOK/Development partners	2023-2028	
Chwoliyo-Kokeyo	West Kakmasia	Opening	COG/GOK/Development partners	2023-2028	
Aduodo-Kakere-Nyathuon gweno-Kakilimes road	West Kakmasia	Opening	COG/GOK/Development partners	2023-2028	
Kogola Bwana-Wath Remo- Oreri-Kokuoga-Nyang'aya-Nyamona road	Kakmasia East	Opening & grading	COG/GOK/Development partners	2023-2028	
Kong'er-Nyakuru road	Kakmasia East	Opening & grading	COG/GOK/Development partners	2023-2028	
Nyakira-Kowiyo-Kojuok-Keyo Ligawa-Kodingo Road	Kakmasia East	Opening & grading	COG/GOK/Development partners	2023-2028	
Kadongo-Kagendi-Kodoyo-Kogola Bwana road	Kakmasia East	Opening & grading	COG/GOK/Development partners	2023-2028	
Oreri-Wang'apala-Ndisi road	Kakmasia East	Opening & grading	COG/GOK/Development partners	2023-2028	
Ondiegi-Kadongo-Kujulu road	Kakmasia East	Opening & grading	COG/GOK/Development partners	2023-2028	
Kodemba Jaringa-Orinde road	Kadera Lwala	Opening	COG/GOK/Development partners	2023-2028	
Wawaga-Ponge road	Kadera Lwala	Opening	COG/GOK/Development partners	2023-2028	
Nyang'omaki-Owang' road	Kadera Lwala	Opening	COG/GOK/Development partners	2023-2028	
Wawaga Koyier road	Kadera Lwala	Opening	COG/GOK/Development partners	2023-2028	
Box calvert	Abururu	Construction	COG/GOK/Development partners	2023-2028	
Jwelu-Soi Owang-Kogoro Ben-Kowala-Orinde road	Kanyasrega	Opening	COG/GOK/Development partners	2023-2028	
Otieno Nyiyath-Osiki Kanyasrega road	Kanyasrega	Opening	COG/GOK/Development partners	2023-2028	
Jwelu-Lwala SDA- Ranen Mission Road	Kanyasrega	Opening	COG/GOK/Development partners	2023-2028	
Okola-Ranen Mission-Ranen Primary-Sinet Road	Kanyasrega	Opening	COG/GOK/Development partners	2023-2028	
Sango-Ringa-Ang'ogo-Owang'-Sangla Kogak- Ranen Road	Kadera Kwoyo	Opening	COG/GOK/Development partners	2023-2028	
Kadiang'a-Pap Kogendi-Lolwe-Madiaba road	Kadera Kwoyo	Opening	COG/GOK/Development partners	2023-2028	
Boda View-Kagama-Konangware-Kalnos-Nyariro road	Kadera Kwoyo	Opening	COG/GOK/Development partners	2023-2028	
Alara Nyapija-Kokayo-Kojwang'-Komingo-Owino Agwati-Konyango Power-Kongere road	Kadera Kwoyo	Opening	COG/GOK/Development partners	2023-2028	

Project name	Location/Sub-location	Description of Activities	Source of funding	Timeframe	Implementing Agency
Kwoyo-Nyasore-Kochonga-Bridge	Kadera Kwoyo	Opening	COG/GOK/Development partners	2023-2028	
Kolenya-Catholic Church-Mail Adera-Weke Church	Kadera Kwoyo	Opening	COG/GOK/Development partners	2023-2028	
Koluoch-Koyier road Yago- Chula- waware Road Kamanga- KamFrancis Ndar Road Kokeyo-Oboke- Aol-Kajulu Road Ranen Mission -Alara Kongudi-Ranen North	North Sakwa	Maintenance	COG/GOK/Development partners	2023-2028	
Nyamona Bridge	River Kuja	Construction	COG/GOK/Development partners	2023-2028	
Konangware-Ondiegi road	Kadera Kwoyo	Maintenance	COG/GOK/Development partners	2023-2028	
Weke-Oora road	Kadera Kwoyo	Maintenance	COG/GOK/Development partners	2023-2028	
Yengu-Kajulu road	Kadera Kwoyo	Maintenance	COG/GOK/Development partners	2023-2028	

**SOUTH SAKWA WARD**

Project name	Location/Sub-location	Description of Activities	Source of funding	Timeframe	Implementing Agency
Sony junction-nyauri-wanyama2-manyata-kotaglo-siany road	waware	Opening and marraming	COG/GOK/Development partners	2023-2028	County Government of Migori
Radienya- wanyama2-sony junction	waware	Opening and marraming	COG/GOK/Development partners	2023-2028	
Saka, utoma mahena, asembo marienga, utoma akoko, Nyabera Kwar, Mariwa Ongora Road  Angaga Lorateng, Kwoyo Kamathia, Kwar upper, Ranen Kokungu, Dago Bondo, Kobeto KwarRoad  Pap kogal Kadenis Konani Road  Sony Junction Nyasori wanyama 2 Yago road Rinya Dindi Kwar Korwa Bongu road Sony Junction Ranen Ndege Kajwangre road Karon Kayalo Kokeyo Kamorice Kobel road Rinya Kogao road  Manyatta kotaglo Siany road Wayagi Manyatta road Texas Kaburini Shalom school road Manyatta Wasaria Kochieng road Susan plaza Jaham Heart beat Kawater JM Hotel Old CDF office Kakimbo road Gates Anglican Awendo SDA road Adega Starline Blue house Kanyambare Kobat Radienya road Benchmark Karuku Konyando road		Opening and marraming, Culverts pitching along roads within the location	COG/GOK/Development partners	2023-2028	

Project name	Location/Sub-location	Description of Activities	Source of funding	Timeframe	Implementing Agency
Ranen Kokungu Wathnyanja Nyarago Lorateng Uradi Angaga Sare Kwar Kasgunga Mulo Kamathia Obel Ongora Kamodi Angaga road Orembe Kwar Kanyamwango Dier Aora Gombe road Juelu Dago Bonde Nyamarere Rabuor Manyuanda road Othith Rinya Panga Uzazi Bongu Gingo Ongora Mariwa Malunga Mahena Uradi Ulanda road  Akoko Utoma Mahena road Kamtheme Utoma Ulanda Kalicha Pe Hill road Lwala Aorajope Pe Akoko Ulanda primary road Pe Hill Manyonge road Widhiang Kabundho Kamyonga Kadidakus Mariwa road Kamyonga Asembo Rajula Marienga road Pe Kolali Nyabera Mariwa Sare					
Ulanda Ongandre Karda Kona Kogola Obel, Rinya Mitchell Obama, Ranen Dago Rabuor Bonde, Obel, Ranen Mulo roads Kwar Sere Road Sony Bypass Kanyimach Manyatta Rabuor Ranen Mulo		Maintenance	COG/GOK/Development partners	2023-2028	
Get-kajwagre	waware	maintanance	COG/GOK/Development partners	2023-2028	
Kodede-dindi kwar-kactar-kangla-rinya-kagao road	waware	Opening and marraming	COG/GOK/Development partners	2023-2028	
Wanyagi- manyatta	waweri	Opening and maramming	COG/GOK/Development partners	2023-2028	
Texas-kaburini- shalom school	waweri	opening	COG/GOK/Development partners	2023-2028	
Manyatta-waseria-kiochieng' road	waweri	Opening and maramming	COG/GOK/Development partners	2023-2028	
Susanna plaza-jaham	waweri	opening	COG/GOK/Development partners	2023-2028	
Heart beat-kawater	waweri	opening	COG/GOK/Development partners	2023-2028	
Jm-old cdr office kakimbo	waweri	Opening and culverting	COG/GOK/Development partners	2023-2028	
Shilingo-goates-babu nan nroad	waweru	Opening and maramming	COG/GOK/Development partners	2023-2028	
Gates-anglican-sda road	wawere	Opening and maramming	COG/GOK/Development partners	2023-2028	
Adega-starline- blue house			COG/GOK/Development partners	2023-2028	
Kanyambare- kobat-roriery	wawere	Opening and maramming	COG/GOK/Development partners	2023-2028	
Benchmark-karuku-konyando road	waware	Opening and maramming	COG/GOK/Development partners	2023-2028	



Project name	Location/Sub-location	Description of Activities	Source of funding	Timeframe	Implementing Agency
Bridges at	Nyachebe, olane2, olane old, sare ,sare- marienga, kongele dier aora anganga bridge, juelu dago bridge Kamathia Bonde footbridge Bongu Kogweno footbridge Footbridge at Kayuka St. Cecilia	contruction	COG/GOK/Development partners	2023-2028	
Culvert at	Box culvert at Nyanger Box culvert at Aorajope Box culvert at Nyachebe, Olare 2, Olare old, Sare, Sare Marienga, Box Culvert at Kongele, Dier aora Angaga, Juelu Dago Circular 1200mm culverts at Wasaria, Rinya Othith, Gingo Ongora, Chodhi Dier Aora, Bondo Nyamarere Dindi, nyaguok, manyatta, was aria, nyachebe, rinya othith, gingo-ong'ora, nyager, kwar cokoth, obeto, kwoyo ka-mathia,loo rateng , chudhi, bondo nyamarere, kamagolo-rakew Box culvert at Sere, Olare old, Dindi, Kanyabogi and nyaguok	construction	COG/GOK/Development partners	2023-2028	
Sony bypass	waware	Tarmaking	COG/GOK/Development partners	2023-2028	
kanymach	sakwa	tarmaking	COG/GOK/Development partners	2023-2028	
manyatta	sakwa	tarmaking	COG/GOK/Development partners	2023-2028	
rabuor	Sakwa		COG/GOK/Development partners	2023-2028	
Ranen mulo	sakwa		COG/GOK/Development partners	2023-2028	
Ranen-kokungu-wadhnyanja	East sakwa		COG/GOK/Development partners	2023-2028	
Nyarango-loo rateng anganga sare road	East sakwa	Opening and maramming	COG/GOK/Development partners	2023-2028	
Kwar –kasungu-mulo road	East sakwa	Opening and maramming	COG/GOK/Development partners	2023-2028	
Kamathia-obel-ongora-kamodi-angaga road	East sakwa	Opening and maramming	COG/GOK/Development partners	2023-2028	
Orembe-kwar-kanyamwago-dier aura-gombe road	East sakwa	Opening and maramming	COG/GOK/Development partners	2023-2028	
Juelu-dago-bonde road	East sakwa	Opening and maramming	COG/GOK/Development partners	2023-2028	
Nyamanere-rabuor manyuanda road	East sakwa	Opening and maramming	COG/GOK/Development partners	2023-2028	
Othith- rinya- panga uzazi- bongo –gingo-ongora road	East nsakwa	Opening and maramming	COG/GOK/Development partners	2023-2028	
Ulanda urade-mahera-malunga-mariwa road	South sakwa	Opening and maramming	COG/GOK/Development partners	2023-2028	
Aora jope bridge	South sakwa	Marraming and culverting	COG/GOK/Development partners	2023-2028	
Akoko-utama-mahera road	South sakwa	Opening and maramming	COG/GOK/Development partners	2023-2028	
Akoko-utama bridge	South sakwa	Construction	COG/GOK/Development partners	2023-2028	
Ong'adore road	South sakwa	Opening and maramming	COG/GOK/Development partners	2023-2028	
Mariwa primary kondong road	South sakwa	Opening and maramming	COG/GOK/Development partners	2023-2028	
Kamandheme-utama-ulanda road	South sakwa	Opening and maramming	COG/GOK/Development partners	2023-2028	
Low-rateng- uradi road	South sakw	Opening maraming	COG/GOK/Development partners	2023-2028	

Project name	Location/Sub-location	Description of Activities	Source of funding	Timeframe	Implementing Agency
Kalicha pehill road	South sakwa	Opening and maramming	COG/GOK/Development partners	2023-2028	
Uradi-osadhi road	South sakwa	Opening and maramming	COG/GOK/Development partners	2023-2028	
Ulanda primary school	South sakwa	Opening and maramming	COG/GOK/Development partners	2023-2028	
Kokombo-lowo rateng-anganga road	South sakwa	Maramming and maintainance	COG/GOK/Development partners	2023-2028	
Olande-kanda road	South sakwa	maintanance	COG/GOK/Development partners	2023-2028	
Aora jope-mariwa road	South sakw	Opening and maramming	COG/GOK/Development partners	2023-2028	
Mariwa health center road	South sakwa	Opening and maramming	COG/GOK/Development partners	2023-2028	
Pehill- manyonge bridge	South sakwa	construction	COG/GOK/Development partners	2023-2028	
Nyanger bridge	South sakw	construction	COG/GOK/Development partners	2023-2028	
Widhiang-kabudho-kamyonga-kadidakus mariwa road	South sakwa	Opening and maramming	COG/GOK/Development partners	2023-2028	
Kamyonga-asebo-rajula-marienga road	South sakwa	Opening and maramming	COG/GOK/Development partners	2023-2028	
Re- kolali-nyabera-mariwa- sare bridge	South sakwa	Opening ,maramming and construction	COG/GOK/Development partners	2023-2028	

**WEST SAKWA WARD**

Project name	Location/Sub-location	Description of Activities	Source of funding	Timeframe	Implementing Agency
Kamyawa secondary to Kodeny kaudha	Kamresi	Opening and maintenance	COG/GOK/Development partners	2023-2028	County Government of Migori
Lee junction to omamba road	Kamresi	Opening and maintenance	COG/GOK/Development partners	2023-2028	
Kobuola-odundu- kodholick - kachangwe primary - Kachangwe cattle dip - sudi market kochiko-Gamba junction	Kamresi	Opening and maintenance	COG/GOK/Development partners	2023-2028	
Ombasa Primary-Otochogo market-kosodo - Kodeny Pri road	Kamresi	Opening and maintenance	COG/GOK/Development partners	2023-2028	
Kochonga - Kopondo - Kwoyo - valley road	Kamresi	Opening and maintenance	COG/GOK/Development partners	2023-2028	
Ombasapprimary - ombasa kadho - lick to Kodhia bridge	Kamresi	Construction	COG/GOK/Development partners	2023-2028	
Obuya SDA - Kamyax junction	Rabondo	Opening	COG/GOK/Development partners	2023-2028	
kamyawa - alara bridge		Construction	COG/GOK/Development partners	2023-2028	
Ombasa primary - gamba road	Rabondo	Opening	COG/GOK/Development partners	2023-2028	
Legion maria - got dede road	Rabondo	Opening	COG/GOK/Development partners	2023-2028	
Bridge	Wanga	Construction of bridge between ombasa primary - Gamba Construction of wanga - alara dago bridge Construction of Kobura bridge	COG/GOK/Development partners	2023-2028	
		Onganya foot bridge connecting pap mola secondary and lwanda kokuro primary  Opening kodhia bridge ombasa Catholic  Opening of gada Bungu spring road			

Project name	Location/Sub-location	Description of Activities	Source of funding	Timeframe	Implementing Agency
		Opening of junction chief kibira pap kamola-lwanda road  Opening of kakwaka-komala-konyango kogola  Opening of nyatambe saberi  Opening of opoya market junction to kothotho junction			
Kamyawa-see wahaya - Kodeny Kaudha - Jodongo liyo	North Kanyamgony	Opening	COG/GOK/Development partners	2023-2028	
Dede - Obuya road- Tuju road	North Kanyamgony	Opening	COG/GOK/Development partners	2023-2028	
Nyarombo Catholic - Nyarombo Secondary - Wath Kuoyo road	North Kanyamgony	Opening	COG/GOK/Development partners	2023-2028	
Kojwang Asango - Ngou SDA-Ringa road	North Kanyamgony	Opening	COG/GOK/Development partners	2023-2028	
Kaudha - Kodeny (saka) - Murram road Nyarombo Secondary	North Kanyamgony	Culvert at North Kanyamgony	COG/GOK/Development partners	2023-2028	
Bridge	Nyabwanga River Murram Road (Ka Abich Bridge) Tuju River between Tuju and Alara	Construction	COG/GOK/Development partners	2023-2028	

## URIRI SUB COUNTY

### CENTRAL KANYAMKAGO WARD

Project name	Location/Sub-location	Description of Activities	Source of funding	Timeframe	Implementing Agency
Maintenance of Roads	Wardwide	Maintenance of the existing roads in the ward	COG/GOK/Development partners	2023-2028	County Government of Migori
Construction of bridges at Ouma Magongo Kayada-katekri Road Kagilo-Kabiero-othore- Miruya Road Construction of bridge at Miruya-Lwanda Road Urgent Construction of bridge at Maram-Masaa		Opening	COG/GOK/Development partners	2023-2028	
Kangesa-Rombe road	East Kawere Sub-location	Opening	COG/GOK/Development partners	2023-2028	
Uriri market road	East Kawere Sub-location	Opening	COG/GOK/Development partners	2023-2028	
Bridges at Ouma Road, Miruya-Lwanda Road And bridge at Maram-Masaa		Consturction	COG/GOK/Development partners	2023-2028	
Siala-Kanyakech road	Kawere II B	Opening	COG/GOK/Development partners	2023-2028	
Kanyapara-Kouma	Kawere II B	Opening	COG/GOK/Development partners	2023-2028	
Oyuma- Magongo road	Kawere II B	Opening	COG/GOK/Development partners	2023-2028	
Piny Owacho – Kamara road	Piny Owacho	Opening	COG/GOK/Development partners	2023-2028	
Kodi-Amoso road	Piny Owacho	Opening	COG/GOK/Development partners	2023-2028	
Kabong-Peter Mbeko	Piny Owacho	Opening	COG/GOK/Development partners	2023-2028	

Project name	Location/Sub-location	Description of Activities	Source of funding	Timeframe	Implementing Agency
Kaelias-Konduru road	Piny Owacho	Opening	COG/GOK/Development partners	2023-2028	
Kayada-Kateko road	Piny Owacho	Opening	COG/GOK/Development partners	2023-2028	
Ndori –Nyamanja road	Piny Owacho	Opening	COG/GOK/Development partners	2023-2028	
Kosongo-Kanyumba road	Piny Owacho	Opening	COG/GOK/Development partners	2023-2028	
Piny owacho-Kangudha-Nyaobe road	Piny Owacho	Opening	COG/GOK/Development partners	2023-2028	
Kalii-Kobar-kamaher road	Piny Owacho	Opening	COG/GOK/Development partners	2023-2028	
Kodii-Koruko-Kobiero road	Piny Owacho	Opening	COG/GOK/Development partners	2023-2028	
Kagilo-Kabiro-Othore road	West Kamere	Opening	COG/GOK/Development partners	2023-2028	
Milenye-Miraya road	West Kamere	Opening	COG/GOK/Development partners	2023-2028	
Lwanda-Kamisa rad	West Kamere	Opening	COG/GOK/Development partners	2023-2028	
Kamagowi SDA-Kasino Bridge	Piny Owacho Sub-location	Opening	COG/GOK/Development partners	2023-2028	
Kaoko-Kapaya Bridge	East Kawere Sub-location	Opening	COG/GOK/Development partners	2023-2028	
Nyamilu-Amoso Bridge	East Kawere Sub-location	Opening	COG/GOK/Development partners	2023-2028	
Miraya Bridge	West Kamere	Opening	COG/GOK/Development partners	2023-2028	
Omboo-Ondaki bridge	West Kamere	Opening	COG/GOK/Development partners	2023-2028	
Miraya-Randa Bridge	West Kamere	Opening	COG/GOK/Development partners	2023-2028	
Kidundi\waregi culvert	West Kamere	Construction	COG/GOK/Development partners	2023-2028	

**SOUTH KANYAMKAGO WARD**

Project name	Location/Sub-location	Description of Activities	Source of funding	Timeframe	Implementing Agency
All roads done between 2018-2022	Ward wide	Maintenance	COG/GOK/Development partners	2023-2028	County government of Migori
Oyani farm - Sigira - Kimoyani - Bware road	South Kanyamkago	Opening and Murrumming			
Bware - Kisgunia - Okelo road		Opening and Murrumming			
kodago - mitonyo - kosieko road		Opening and Murrumming			
Kokeri - kisugunua road		Opening and Murrumming			
Anding'o market - kapati - saka - obuongo road		Opening and Murrumming			
kanyamogo - koduma - kongal road					
kobuolo - kabarahim - kangaji road	South Kanyamkago	Opening and Murrumming			
Nyasoko - warisia -Thim Jope road		construction			
oruba sec - kadongo - nyarago – koduma Road		construction			
Oyani - Kowili - Koloo road		construction			
Box Culvert at Kolwal - Ng'iya road		construction			
kobudho - kariben odongo road		construction			
box culvert					
magondo bridge					
Box at Oyani - Sigira road					

Project name	Location/Sub-location	Description of Activities	Source of funding	Timeframe	Implementing Agency
Oyani – Kochuoyo – Kamsaki Girls Sec School	South Kanyamkago	Construction	COG/GOK/Development partners	2023-2028	
Oyani – Mosque – Stella Road	South Kanyamkago	Construction	COG/GOK/Development partners	2023-2028	
Korondo – China tank road	South Kanyamkago	Construction	COG/GOK/Development partners	2023-2028	
Musunzu friends church – Kamsaki bridge	South Kanyamkago	Construction	COG/GOK/Development partners	2023-2028	
Oyani – Ong’ou – Odenga road	South Kanyamkago	Construction	COG/GOK/Development partners	2023-2028	
Bridges at Akala, Kondutu & Okech Ogendo	South Kanyamkago	Construction	COG/GOK/Development partners	2023-2028	
Kodola – Nyong’a SDA Kalek – Mirodho – Kochilo Ober sch – Kanyamogo – Kalbat - Ong’ara – Kopondo Old bridge – Lwala school Atore – Kamatathia – Kadongo – Kohengo	South Kanyamkago	Opening & tarmacking	COG/GOK/Development partners	2023-2028	
Oruba – Kandiwa – Kambure road Kolwal – Ng’iya – Kokech road Oruba – Kaheman – Kokech Bridge Uriri school – Got Kohma road	South Kanyamkago	Opening	COG/GOK/Development partners	2023-2028	

**NORTH KANYAMKAGO WARD**

Outh	location	Description of Activities	Source of funding	Timeframe	Implementing Agency
Kapan- kamuok-kawanga –alara road	Kamngundho II	Opening and maramming	COG/GOK/Development partners	2023-2028	County Government of Migori
Kawadeya –kanguka –kodoyo road	Kamngundho II	Opening and maramming	COG/GOK/Development partners	2023-2028	
Kakidew-kokonjo-kataro road	Kamngundho II	Opening and maramming	COG/GOK/Development partners	2023-2028	
Kondigo-Nyagwethe Road, Ongito-Kakwach-Ngonga Road, Koriama-Kanyakech-Kakeyo-Nyaongo-Nyambeche Road, Kochola-Kakosmas-Korindo Road, Kaduogo-Kambuji Road, Othoro Sda-Kowadr-Kondigo Road, Kambuji-Okumbo Road, Amoso Junction-Wapongo Kokello Road, Opeme- Omamba Road, Othoro-Kambororo-Ombo Road, Kokello Catholic-Kologi-Kambororo Road	North Kanyamkago	Opening and maramming	COG/GOK/Development partners	2023-2028	
Ndege oriedo-kajunga-kapudha road	Kamngundho II	Opening and maramming	COG/GOK/Development partners	2023-2028	
Kadalmas- kamika-kidiw-kapanda road	Kamngudho II	Opening and maramming	COG/GOK/Development partners	2023-2028	
Kobonyo-kaphilip-andingo road	Kamngundho II	Opening and maramming	COG/GOK/Development partners	2023-2028	
Ndege oriedo-piny owacho road	Katieno 1	Opening and maramming	COG/GOK/Development partners	2023-2028	
Murungu wamboro road	Katieno 1	Opening and maramming	COG/GOK/Development partners	2023-2028	
Kokello- amoso road	Katieno 1	Curlverting and maintanance	COG/GOK/Development partners	2023-2028	
Kokello catholic-ondiago road	Katieno 1	Opening and maramming	COG/GOK/Development partners	2023-2028	
Kondigo-nyagwethe road			COG/GOK/Development partners	2023-2028	
Rapogi-got kojwang road	Katieno 1	Opening and maramming	COG/GOK/Development partners	2023-2028	
Kolo dispensary-kowenga stream road	Katieno 1	Opening and maramming	COG/GOK/Development partners	2023-2028	

Migori County Integrated Development Plan (2023 – 2027)

Outh	location	Description of Activities	Source of funding	Timeframe	Implementing Agency
Mori-anjogo- dude road	Katieno II	Opening, grading and maramming	COG/GOK/Development partners	2023-2028	
Ranen-amoso road	Katieno II	Opening and maramming	COG/GOK/Development partners	2023-2028	
Koloo-akonjo-alara road	katienoII	Opening and maramming	COG/GOK/Development partners	2023-2028	
Achama-kambuji road	katienoII	Opening and maramming	COG/GOK/Development partners	2023-2028	
Marungu-othoro-kajulius-komori-true saved church-kamungu-kojowi road	katienoII	Opening and maramming	COG/GOK/Development partners	2023-2028	
Pundo-rabala-ongoro-nyamasare road	katienoII	Opening and maramming	COG/GOK/Development partners	2023-2028	
Ayego-koguna-kamonde-wath tong road	Katieno II	Opening and maramming	COG/GOK/Development partners	2023-2028	
Kabenson-kogola ataro-korwa-koyamo-nyambeche road	Katieno II	Opening and maramming	COG/GOK/Development partners	2023-2028	
Kamboo-kadhiambo-kajino-ogoo-nyambeche road	katienoII	Opening and maramming	COG/GOK/Development partners	2023-2028	
Ongito-kabiero-minyere-oberkanya road	katienoII	Opening and maramming	COG/GOK/Development partners	2023-2028	
Ongito –ong’ora-koduogo road	komenya	Opening and maramming	COG/GOK/Development partners	2023-2028	
Kanyango-nyagithe road	komenya	Opening and maramming	COG/GOK/Development partners	2023-2028	
Koduogo-nyambororo road	komenya	Opening and maramming	COG/GOK/Development partners	2023-2028	
Nyangoma-thimlich road	komenya	Opening and maramming	COG/GOK/Development partners	2023-2028	
Foot bridge kaila river point	komenya	construction	COG/GOK/Development partners	2023-2028	
Bridge at wath tong river point	komenya	constrctution	COG/GOK/Development partners	2023-2028	
Rae- kowende junctio	Kamgundho I	Opening and maramming	COG/GOK/Development partners	2023-2028	
Rae- kobonyo road	kamngundhoI	Opening and maramming	COG/GOK/Development partners	2023-2028	
Kadibuoro- oria market road	kamngundhoI	Opening and maramming	COG/GOK/Development partners	2023-2028	
Achama ring road	kamngundhoI	Opening and maramming	COG/GOK/Development partners	2023-2028	
Nyamasare- koriama road	KamngundhoI	Opening and maramming	COG/GOK/Development partners	2023-2028	
Kokiki-kotombo-rae-okumbo ring road	KamngundhoI	Opening and maramming	COG/GOK/Development partners	2023-2028	
Okumbo ring road	KamngundhoI	Opening and maramming	COG/GOK/Development partners	2023-2028	
Nyambeche- okumbo road	KamngundhoI	Opening and maramming	COG/GOK/Development partners	2023-2028	
Kong’wen bridge	Kamngundo I	construction	COG/GOK/Development partners	2023-2028	
Wang’ia – oria road	KamngundhoI	Opening and maramming	COG/GOK/Development partners	2023-2028	
Rae- koguta pri road	KamngundhoI	Opening and marmming	COG/GOK/Development partners	2023-2028	
Kambuji- okumbo road	KamngundhoI	Opening ,maramming and culverting	COG/GOK/Development partners	2023-2028	

EAST KANYAMKAGO WARD

Project name	Location /sub-location	Description of Activities	Source of funding	Timeframe	Implementing Agency
Arambe – Thimjope Bridge	Thimjope	Construction	COG/GOK/Development partners	2023-2028	County Government of Migori

Project name	Location /sub-location	Description of Activities	Source of funding	Timeframe	Implementing Agency
Malela-Nyamlianga road	Arambe	Opening and murruming	COG/GOK/Development partners	2023-2028	
Thimjope – Manyatta road	Thimjope	Opening and murruming	COG/GOK/Development partners	2023-2028	
Kachok – Achuth bridge, Roads	Thimjope	Construction	COG/GOK/Development partners	2023-2028	
	East Kanyamkago	Opening and Murraming of Kamalela-Nyamlianga road Opening Nyahera-Opasi road Opening of Oyani-Opasi road Expansion of Oyani-Kanyasua road Opening of Karodi-Kanyasua road Expansion of Nyahera-Nyamlianga road Expansion/Murruming of Wikodongo-Luoro road Expansion of Kagerman-Arambe road Opening Silanga-Kochola road Opening of Benga-Kangera-Silanga road Opening of Benga-Kakasina-Arambe road Opening Oyani-Benga-Achuth road Korona-Nyakurkuma-Thim Jope-Kachok-Kamilowa-Kotange-Pith Nyadundo way bridge road Maintenance of Nyakurkuma-Ulanda road Expansion of Kodang-Kobare road Maintenance of Kodindo-SDA- Pith Nyadundo road Maintenance of Kochola-Kopado-Wikodongo road			
thimjope – manyatta bridge	Thimjope	Construction	COG/GOK/Development partners	2023-2028	

**WEST KANYAMKAGO WARD**

Project name	Location /sub-location	Description of Activities	Source of funding	Timeframe	Implementing Agency
Kojwang – Nyathangange road	Kajulu I	Opening	COG/GOK/Development partners	2023-2028	County Government of Migori
Obama - Sindule – Wangchieng road	Kajulu I	Opening	COG/GOK/Development partners	2023-2028	
Obama- Koguta – Mihaya road	Kajulu I	Opening	COG/GOK/Development partners	2023-2028	
Kopere-Kamidega road	Kajulu I	Opening	COG/GOK/Development partners	2023-2028	
Udiya – Aedo road	Kajulu I	Maintenance	COG/GOK/Development partners	2023-2028	
Osogo – Kojwaya road	Kajulu I	Maintenance	COG/GOK/Development partners	2023-2028	
Aedo - St. Isaack road	Kajulu I	Maintenance	COG/GOK/Development partners	2023-2028	
Roads	Wardwide	Opening, Obama-KaMnyaga- Kanyaidhi Nyasoko Rinya Road Kopere,Kamidega,Kodero,Kanyaidho New opening _ kabos,taragweti,makele road New, rinya -kotieno junction road Maintenance of all the county government existing roads	COG/GOK/Development partners	2023-2028	
Huruma-Dolar-Kamagaka road	Kajulu I	Opening	COG/GOK/Development partners	2023-2028	
Konduru - Oyugis - Godjaoko road	Kajulu IB	Opening and maintenance	COG/GOK/Development partners	2023-2028	
Kaura ojala - Kama tunga - Kombuur road	Kajulu IB	Opening and maintenance	COG/GOK/Development partners	2023-2028	
Kodero-Kamimo-Oyugis road	Kajulu IB	Opening and maintenance	COG/GOK/Development partners	2023-2028	
Kotieno ogada - ombo bridge - Rinya-Okwombe road	Kajulu IB	Opening and maintenance	COG/GOK/Development partners	2023-2028	

Project name	Location /sub-location	Description of Activities	Source of funding	Timeframe	Implementing Agency
Osogo - Kodero - Kambogo road	Kajulu IB	Opening and maintenance	COG/GOK/Development partners	2023-2028	
Nybinga - Junction Kotieno - makelehe - kambogo road	Kajulu IB	Opening and maintenance	COG/GOK/Development partners	2023-2028	
Misita - Kobilu - Kaboss - Ondati - Ongoro road.	Kajulu IB	Opening and maintenance	COG/GOK/Development partners	2023-2028	
Lela - God Nyango - ongeng'a sibuoche road.	Kajulu IB	Opening and maintenance	COG/GOK/Development partners	2023-2028	
Bridge	Ombo	Construction	COG/GOK/Development partners	2023-2028	
Box Culvert	Kajulu IB, Kajulu II	Construction of Box culvert at Nyamachi, got ongenya kadiru, kagada	COG/GOK/Development partners	2023-2028	
Konune - Koyugi - Ogoni road	Kajulu II	Opening	COG/GOK/Development partners	2023-2028	
City - kokiri - kalwembe - puche	Kajulu II	Opening	COG/GOK/Development partners	2023-2028	
Milimani - kokiri - kondiek -kanyula – puche road	Kajulu II	Opening	COG/GOK/Development partners	2023-2028	
Godjaoko - oyugis – Kondoro road	Kajulu II	Opening	COG/GOK/Development partners	2023-2028	

## 2.4 TRADE, TOURISM AND COOPERATIVE DEVELOPMENT

### KURIA WEST SUB COUNTY

#### TAGARE WARD

Project name	Location/Sub-location	Description of Activities	Source of funding	Timeframe	Implementing Agency
Modern market	Nyankore and Mabera	Construction of modern markets	COG/GOK/Development partners	2023-2028	County Government of Migori
Mama mboga sheds	Ngisiri market, Karamu market, Nyabirongo market, Muchebe, Mabera town, Korogati market and Tongeria market. Nyangoge Nyamekoma and komorege	Construction of markets mama mboga shed and Bodaboda shed	COG/GOK/Development partners	2023-2028	
Honey factory	Ward wide	Construction	COG/GOK/Development partners	2023-2028	
Sunflower factory	Ngisiru	Construction	COG/GOK/Development partners	2023-2028	
Modern Public Toilets	All markets in Ward wide	Construction	COG/GOK/Development partners	2023-2028	
Slaughter house	Ngisiru Centre, Nyangoge, Nyankore	Construction	COG/GOK/Development partners	2023-2028	
Electricity	All market	Connections	COG/GOK/Development partners	2023-2028	
Boda boda Shades	Ward wide	Construction	COG/GOK/Development partners	2023-2028	

#### ISEBANIA WARD



Project name	Location/Sub-location	Description of Activities	Source of funding	Timeframe	Implementing Agency
Isebania modern market	Isebania	Purchase of land and Construction of new modern market	COG/GOK/Development partners	2023-2028	County Government of Migori
Kehancha junction Open Air market	Isebania	Construction of market	COG/GOK/Development partners	2023-2028	
Cattle auction	Isebania	Construction and Fencing of Cattle auction ring	COG/GOK/Development partners	2023-2028	
Boda Boda Shades	Isebania	Provision	COG/GOK/Development partners	2023-2028	
Loans	Isebania	Provision of Loans to Saccos, Cooperatives	COG/GOK/Development partners	2023-2028	
Toilets in all markets	Ward-wide	Construction	COG/GOK/Development partners	2023-2028	

**MASABA WARD**

Project name	Location/ Sub-location	Description of Activities	Source of funding	Timeframe	Implementing Agency
Nyamagagana market	Nyamagagana	Purchase of land, construction and fencing	COG/GOK/Development partners	2023-2028	County Government of Migori
Onyarobiro Market	Onyarobiro	Construction	COG/GOK/Development partners	2023-2028	
Nyanchabo market	Nyanchabo	Construction	COG/GOK/Development partners	2023-2028	
Getong'anya Market	Getong'anya	Purchase of land, construction and fencing	COG/GOK/Development partners	2023-2028	
Construction of bodaboda sheds	-Nyanchabo - Getong'anya -Kurutiange -Nyanchabo -Masabs	Construction	COG/GOK/Development partners	2023-2028	
Boda Boda shade		Construction of Boda Boda shade			
Naora market		Establishment of Naora market			
market shades		Installation of market shaded			
Planning Rangabi land		Planning Rangabi land			
Construction of market		Construction of Nyamegongoroto market			
Cattle auction market	Kurutiyanje	Establishment	COG/GOK/Development partners	2023-2028	
Masaba Open Air Market	Masaba	Renovation	COG/GOK/Development partners	2023-2028	
Narora market	Kurutiyanje	Establishment	COG/GOK/Development partners	2023-2028	
Nyamagagana open air market, Nyanchabo, Getonganya, Onyalobiro, Kamutundi	Bugumbe north, Nyanchabo, Getonganya	Construction	COG/GOK/Development partners	2023-2028	
Market toilets	Nyamagagana, Kohanga, Masaba	Construction	COG/GOK/Development partners	2023-2028	
Gekamiri open air market	Bugumbe north	Construction of new stalls	COG/GOK/Development partners	2023-2028	
Market street lights	Nyamagagana	Installation	COG/GOK/Development partners	2023-2028	
Jua kali sector	Masaba	Promotion	COG/GOK/Development partners	2023-2028	

**BUKIRA EAST WARD**

Project Name	Location / Sub-Location	Description of Activities	Source of funding	Timeframe	Implementing Agency
Market	Taranganya	Construction	COG/GOK/Development partners	2023-2028	County Government of Migori
Kehancha Auction Ring Perimeter Wall	Igena	Construction	COG/GOK/Development partners	2023-2028	
Namba Market	Igena	Construction of Market Shades, Murraming, Fencing and Pit Latrines	COG/GOK/Development partners	2023-2028	
Kehancha Market	Igena	Construction of Pit Latrines	COG/GOK/Development partners	2023-2028	
Latrines		construction of pit latrines at Kehancha bus park, kehancha auction ring, marikiti and kehancha open air market	COG/GOK/Development partners	2023-2028	
Market Shades		completion of market shades at kehancha market			
Pit Latrines		construction of pit latrine at kehancha chini			
Perimeter Wall		renovation of perimeter wall at kehancha market			
Nyatechi Market	Nyatechi	-Purchase of land, Construction and fencing.  -Construction of Pit Latrines	COG/GOK/Development partners	2023-2028	
Bodaboda shed	Nyatechi	Construction	COG/GOK/Development partners	2023-2028	
Karosi Open air Market	Karosi	Construction	COG/GOK/Development partners	2023-2028	

**MAKERERO WARD**

Project name	Location	Description of Activities	Source of funding	Timeframe	Implementing Agency
Construction Of Modern Markets Masebe, Kohego, Sorore, And Nyasese	Nyabikage	Provision	COG/GOK/Development Partners	2023-2028	County Government Of Migori
Keburui Market	Nyangiti	Construction	COG/GOK/Development Partners	2023-2028	
Cattle Ranch	Nyangiti	Construction	COG/GOK/Development Partners	2023-2028	
Auctioning Yard	Nyangiti	Construction	COG/GOK/Development Partners	2023-2028	
Establishment Of New Corn Etraction Factory Within Nyangiti Polytechnic	Nyangiti	Construction	COG/GOK/Development Partners	2023-2028	
Markets	Nyangiti, Kohego, Sorore, Keburui and Taragwiti	Construction of Market at Nyangiti, Kohego, Sorore, Keburui and Taragwiti			
Market Day	Taragwiti, Nyametaburo, Kugipimo, Masebe and kohego	Market days at Taragwiti ,Masebe and kohego  Introduction od cattle ranch at Kogetabo, Bingwiti			
Cattle Ranch	Kogetabo, Bingwiti	Construction of Boda boda sheds at Sorore, Masebe, Kohego, Taragwiti Isibania ,Nyangiti Nyametaburo'			
Boda boda sheds And Market Toilets	Wardwide	Construction of Processing Plant for Sunflower, Malze and Sorghum			

Project name	Location	Description of Activities	Source of funding	Timeframe	Implementing Agency
Processing Plant	for Sunflower, Malze and Sorghum				
Business Loans And Grants	Wardwide	Supply	COG/GOK/Development Partners	2023-2028	
Cattle Auction Ring	Keburui/ Bingutwi	Construction	COG/GOK/Development Partners	2023-2028	
Bee keeping and Honney proccing plant	Taragwiti	Establishment	COG/GOK/Development Partners	2023-2028	
Pwd's, Youth And Women To Be Assisted	Wardwide		COG/GOK/Development Partners	2023-2028	
Market Days Monday And Wednesday Needed	Nyametaburo	Provision	COG/GOK/Development Partners	2023-2028	

#### BUKIRA CENTRAL WARD

Project Name	Location/sub location	Description of Activities	Source of funding	Timeframe	Implementing Agency
Market shades	Ikerege,kiomakebe,komomange,robarisia,gwikonge	construction	COG/GOK/Development partners	2023-2028	County Government of Migori
Social hall	Ikerege,nyabokarange,kiomakebe,	Construction	COG/GOK/Development partners	2023-2028	
Toilets	Wardwide	Construction	COG/GOK/Development partners	2023-2028	
Boda boda shades	ikerege	Construction	COG/GOK/Development partners	2023-2028	
new market shades	Nyabokarange,Kiomakebe,Komange,Gwikonge	Construction of new market shades and toilets	COG/GOK/Development partners	2023-2028	
Street lights	All centres in the Ward	Installation	COG/GOK/Development partners	2023-2028	

#### NYAMONSENSE KOMOSOKO WARD

Project name	Location/sub location	Description of Activities	Source of funding	Timeframe	Implementing Agency
Markets	Iraha, Nyamosense, Bogambero Centre Kogagana , Motemorabu, and Tarosekia	Construction and Opening	COG/GOK/Development partners	2022-2028	County Government of Migori
Resource Centre	Komosoko	Construction and Opening	COG/GOK/Development partners	2022-2028	
Boda Boda Shades	At Biyamuti, Rosabare,Komosko, Tarasekiya,Gesahi, Boramangongo,Bonsense, Bogambero, Nyabohanse(Inuka)Motemorabu (Central), Moheto and Taburo	Provision	COG/GOK/Development partners	2023-2028	
Installation of solar lights	all the Markets"	Installation	COG/GOK/Development partners	2023-2028	
Loans	Wardwide	Provision of Loans to Saccos, Cooperatives	COG/GOK/Development partners	2023-2028	

#### KURIA EAST SUB COUNTY

##### NTIMARU WEST WARD

Project name	Location/Sub-location	Description of Activities	Source of funding	Timeframe	Implementing Agency
Gwitembe Market shed	Ntimaru,Gitwembe, Canaan And Makarangwe	Construction	COG/GOK/Development partners	2023-2028	County Government of Migori
Slaughter House	Bwirege Central	Construction	COG/GOK/Development partners	2023-2028	

Project name	Location/Sub-location	Description of Activities	Source of funding	Timeframe	Implementing Agency
Fencing of auction ring and Construction of maize processing industry	Gitwembe	Construction			
Boda Boda Shade In All Stage	Wardwide	Construction	COG/GOK/Development partners	2023-2028	
Multiple Market	Bwirege West	Opening	COG/GOK/Development partners	2023-2028	
Igenaitambe Market	Bwirege West	Opening and Modification	COG/GOK/Development partners	2023-2028	
Ntimaru Shade	Bwirege Central	Construction and Modification	COG/GOK/Development partners	2023-2028	
Gwitembe Shade	Gwitembe Location	Construction	COG/GOK/Development partners	2023-2028	
Canaan Makarangwe Market	Bwirege West	Opening of Fencing	COG/GOK/Development partners	2023-2028	
Gwitembe Occasion	Gwitembe	Fencing	COG/GOK/Development partners	2023-2028	
Town Planning Bus Park	Bwirege Central	Construction	COG/GOK/Development partners	2023-2028	
Cultural Centre And Equipping	Ntimaru West	Construction	COG/GOK/Development partners	2023-2028	
Industry	Ntimaru West	Construction	COG/GOK/Development partners	2023-2028	

#### NYABASI WEST WARD

Project name	Location/Sub-location	Description of Activities	Source of funding	Timeframe	Implementing Agency
Remanyanki market land	Kebaroti	Purchase and construction of market shed	COG/GOK/Development partners	2023-2028	County government of Migori
Market Shades, Fencing and toilets	Kebaroti, Nyabikongori, Kendege, Maeta, Nyamtiro, Senta market completioun	Construction of market/toilet	COG/GOK/Development partners	2023-2028	
Bodaboda Shades	Wardwide	Provision	COG/GOK/Development partners	2023-2028	
Cooperative Societies	Nyabosongo	Construction, Drying Racks and fencing	COG/GOK/Development partners	2023-2028	
Nyamtiro market shed	Nyabasi South	Construction of market shed/Toilet	COG/GOK/Development partners	2023-2028	
Kendege-Majengo market,	Maeta and Area B	Construction of market shed/Toilet	COG/GOK/Development partners	2023-2028	
Kemakoba market	Kemakoba	Construction of VIP toilet	COG/GOK/Development partners	2023-2028	

#### GOKEHARAKA WARD

Project name	Location/Sub-location	Description of Activities	Source of funding	Timeframe	Implementing Agency
Modern market	Gokeharaka, Nguku Mahando, Jerusalem, Masangora & Kibinto Markets	Construction	COG/GOK/Development partners	2023-2028	County government of Migori
Public toilets in each market	Gokeharaka, Nguku Mahando, Jerusalem, Masangora & Kibinto Markets	Construction	COG/GOK/Development partners	2023-2028	
Boda boda shades	Masangora, Masonga, Tungaini, Mtiniti, Gokeharaka Jerusalem & Mturio centres	Construction	COG/GOK/Development partners	2023-2028	
Security lights	Simboni, Getachongo, Migingo, Bikarabwa, Getambwega, Kwiriba & Kwigego, Gwisebe, Makongwe, turio, Gamasisi, Getontira		COG/GOK/Development partners	2023-2028	
Youth & women SACCOs	Ward wide	Establishment	COG/GOK/Development partners	2023-2028	
Livestock market	Masangora	Construction	COG/GOK/Development partners	2023-2028	
Cattle auction ring	Getontira	Construction	COG/GOK/Development partners	2023-2028	
Youth & boda boda SACCOs	Ward wide	Facilitation of grants	COG/GOK/Development partners	2023-2028	

**NYABASI EAST WARD**

Project Name	Location / Sub-Location	Description of Activities	Source of funding	Timeframe	Implementing Agency
Markets at Sakuri and Nyamagogwi	Nyabasi East	Construction of Market Shades, Murraming and Fencing	COG/GOK/Development partners	2023-2028	County Government of Migori
New Toilets in all markets and ECDE center	wardwide	Construction and Equipment	COG/GOK/Development partners	2023-2028	
Construction of store, Toilet and Purchase of Equipment for Sakuri Coffee Factory	Sakuri	Construction, Purchase and Fencing	COG/GOK/Development partners	2023-2028	
Boda Boda Shades	Wardwide	Provision	COG/GOK/Development partners	2023-2028	
Loans	Wardwide	Provision of funds for saccos and cooperatives	COG/GOK/Development partners	2023-2028	
Markets at Kwigena and Getongoroma Centres	Nguruna	Construction of Market Shades, Murraming and Fencing	COG/GOK/Development partners	2023-2028	
New Toilets	Kegonga	Construction and Equipment	COG/GOK/Development partners	2023-2028	
Auction Ring	Nyabasi Central	Construction	COG/GOK/Development partners	2023-2028	
Kwigena Market open air market	Kwigena	Purchase of land, construction and fencing	COG/GOK/Development partners	2023-2028	
Nyamanche Market shade	Nyamanche, Kwiriba	Purchase of land , construction and fencing	COG/GOK/Development partners	2023-2028	
Pit latrines	Nyamanche and Kwigena	Construction	COG/GOK/Development partners	2023-2028	
Kegonga Market	Kegonga	Renovations And fencing	COG/GOK/Development partners	2023-2028	
Kegonga Bus Park	Kegonga	Purchase of land , construction and walling	COG/GOK/Development partners	2023-2028	

**NTIMARU EAST WARD**

Project Name	Location / Sub-Location	Description of Activities	Source of funding	Timeframe	Implementing Agency
Construction of Itongo Market Shed	Wardwide	Construction	COG/GOK/Development partners	2023-2028	County Government of Migori
Boda boda sheds	-Wangirabose - Taragai - Itongo -Minyere -Nyankongo -Makonge -Siabai	Construction	COG/GOK/Development partners	2023-2028	
Market Sheds	-Taragai -Itongo -Wangirabose -Siabai	Construction	COG/GOK/Development partners	2023-2028	
Market toilets	Taragai	Construction	COG/GOK/Development partners	2023-2028	
Auction Ring	Wangirabose	Construction	COG/GOK/Development partners	2023-2028	
Market Stalls	Wangirabose	Establishment	COG/GOK/Development partners	2023-2028	
Saving, Credit and Cooperative Societies	Ntimaru East	Establishment	COG/GOK/Development partners	2023-2028	
Motor Bykes	Wardwide	Provision	COG/GOK/Development partners	2023-2028	
Market cleaning groups		Establishments	COG/GOK/Development partners	2023-2028	

## SUNA WEST SUB COUNTY

### RAGANA-ORUBA WARD

Project name	Location/Sub-location	Description of Activities	Source of funding	Timeframe	Implementing Agency
Wuoth Ogik Saa Yote market	Suna-Ragana	Construction of market	COG/GOK/Development partners	2023-2028	County Government of Migori
Kowino market	Suna-Ragana	Construction of market	COG/GOK/Development partners	2023-2028	
Stalls at the Airstrip	Suna-Ragana	Construction of stalls	COG/GOK/Development partners	2023-2028	
Milling plant	Suna-Ragana	Construction of Cassava/Maize milling plant	COG/GOK/Development partners	2023-2028	
BodaBoda Sheds and Market Stalls	Wardwide	Provision	COG/GOK/Development partners	2023-2028	
Oruba Karoso market	Oruba	Construction of market	COG/GOK/Development partners	2023-2028	
Loans and Grants	Wardwide	Provision of loans to traders	COG/GOK/Development partners	2023-2028	
Installation of Solar Floodlights	Ragana	Suna Marindi Market	COG/GOK/Development partners	2023-2028	

### WASIMBETE WARD

Project name	Location/ Sub-location	Description of Activities	Source of funding	Timeframe	Implementing Agency
Modern market stalls	Giribe ,Piny Oyie, Manyera, Masaria, Kopanga, Pinyoyie,Buembu,Masaria, Kipingi	construction	COG/GOK/Development partners	2023-2028	County Government of Migori
Modern market toilets	Giribe , Magongo, Kopanga,Manyera,Pinyoyie,Buembu,Masaria,Kipingi	construction	COG/GOK/Development partners	2023-2028	
New markets	Arombe , Atela , Masaria,Kipingi, Kopanga Boarder	opening	COG/GOK/Development partners	2023-2028	
Tourism and cultural site	Nyamaraga	Establishment	COG/GOK/Development partners	2023-2028	

### WASWETA II WARD

Project Name	Location / Sub-Location	Description of Activities	Source of funding	Timeframe	Implementing Agency
Magoto modern Market	Wasweta 2	Construction of Market Shades, Murraming and Fencing	COG/GOK/Development partners	2023-2028	County Government of Migori
Kibumburia Market	Wasweta 2	Construction of Pit Latrines	COG/GOK/Development partners	2023-2028	
Nairobi Ndogo Market	Wasweta 2	Construction of Pit Latrines	COG/GOK/Development partners	2023-2028	
Bondo modern Market	Bondo	Construction of Market Shades, Murraming and Fencing	COG/GOK/Development partners	2023-2028	
Nyamome Dam Tourism Site	Nyamange	Establishment	COG/GOK/Development partners	2023-2028	
Nyamilu Market	Nyamilu	Construction of Market Shades, Murraming and Fencing	COG/GOK/Development partners	2023-2028	
Nyamilu, Sindianya and Nyailing'a Markets	Nyamilu	Construction of Pit Latrines	COG/GOK/Development partners	2023-2028	

### WIGA WARD

Project Name	Location/sub location	Description of Activities	Source of funding	Timeframe	Implementing Agency
Modern markets	Masara Godkwer ,mariwa, nambakoloo, omwomore	Construction	COG/GOK/Development partners	2023-2028	County Government of Migori
Dumpsite	Wiga Sub Location Masara	Construction	COG/GOK/Development partners	2023-2028	

Project Name	Location/sub location	Description of Activities	Source of funding	Timeframe	Implementing Agency
Buspark					
Market shades	Mukuro, chungai	Construction	COG/GOK/Development partners	2023-2028	
Masara shades	Masara	Extension of masara shade	COG/GOK/Development partners	2023-2028	
Pit latrine	Dago	Building	COG/GOK/Development partners	2023-2028	
Loans and Grants	Wardwide	Provision	COG/GOK/Development partners	2023-2028	
Toilets and Floodlights	Wardwide all markets	Construction	COG/GOK/Development partners	2023-2028	
Cattle auction ring	masara		COG/GOK/Development partners	2023-2028	

## SUNA EAST SUB COUNTY

### KWA WARD

Project name	Location/Sub-location	Description of Activities	Source of funding	Timeframe	Implementing Agency
Flood lights	Kojea, Rabuor, Opasi, murunga and Thidhna	Installation	COG/GOK/Development partners	2023-2028	County Government of Migori
Market shade	Murunga, Kojea	Construction	COG/GOK/Development partners	2023-2028	
Cattle auction	Rabuor	Buying of land	COG/GOK/Development partners	2023-2028	
Bodaboda shades	Opasi, Rabuor, Mirunga, Thidhna, Kojea and wuoth ogik Bodaboda shades	Construction	COG/GOK/Development partners	2023-2028	
Water tanks	all centres	Installation	COG/GOK/Development partners	2023-2028	
Garbage's in all market centres	Kwa	Collection	COG/GOK/Development partners	2023-2028	
Rabuor, Opasi, Murunga, Thidhna and Onyalobiro Markets	Kwa	Fencing	COG/GOK/Development partners	2023-2028	
Kojea market	Onguo	Fencing and Demarcation	COG/GOK/Development partners	2023-2028	
Kisindi market stalls	Remo	Construction of market stalls	COG/GOK/Development partners	2023-2028	
Land buying Ogwedhi market	Ogwedhi and God Ngoche	Purchasing	COG/GOK/Development partners	2023-2028	
Land buying for Ogwedhi cattle auction	Ogwedhi and God Ngoche	Purchasing	COG/GOK/Development partners	2023-2028	
Ogwedhi market	Ogwedhi and God Ngoche	Drainage fixing	COG/GOK/Development partners	2023-2028	
Flood lights at Ogwedhi market	Ogwedhi and God Ngoche	Installation	COG/GOK/Development partners	2023-2028	
Ogwedhi market	Sagegi A	Buying of land	COG/GOK/Development partners	2023-2028	
Mikiria market and Ndege market at God boya	Sagegi A	Buying land	COG/GOK/Development partners	2023-2028	
livestock market	Sagegi	Buying of land	COG/GOK/Development partners	2023-2028	

### SUNA CENTRAL WARD

Project name	Location/Sub-location	Description of Activities	Source of funding	Timeframe	Implementing Agency
Nyasare outlet market	Wasweta I	Construction	COG/GOK/Development partners	2023-2028	County Government of Migori
Ka Obudho Onyalo market	Onyalo	Construction	COG/GOK/Development partners	2023-2028	
Kawa junction market	Wasweta I	Construction	COG/GOK/Development partners	2023-2028	
Modern Market	Soko Mjinga	Construction of modern market at soko mjinga			

Project name	Location/Sub-location	Description of Activities	Source of funding	Timeframe	Implementing Agency
microfinance to small trader's	Wardwide	Provision of microfinance to small trader's			
Mapera market	Mapera	Construction	COG/GOK/Development partners	2023-2028	
Cattle auction	Lichota	Construction and fencing	COG/GOK/Development partners	2023-2028	
Loans and grants	Wardwide	Establishment	COG/GOK/Development partners	2023-2028	

#### KAKRAO WARD

Project name	Location/Sub-location	Description of Activities	Source of funding	Timeframe	Implementing Agency
Market shades	Ward wide	Construction	COG/GOK/Development partners	2023-2028	County government of Migori
Solar lights in all markets	Ward wide	Installation	COG/GOK/Development partners	2023-2028	
Pit latrines in all markets	Ward wide	Construction	COG/GOK/Development partners	2023-2028	
Boda boda shade	Anjego & Nyarongi, Nyikendo, Nyongumbo, Magina, Rayudhi & Ugari	Construction	COG/GOK/Development partners	2023-2028	
Cattle market	Kakrao & Magina	Construction	COG/GOK/Development partners	2023-2028	
Namba Kahezron modern market	Namba Kahezron	Construction	COG/GOK/Development partners	2023-2028	
PWDS	Ward wide	Economic empowerment	COG/GOK/Development partners	2023-2028	

#### GOD JOPE WARD

Project Name	Location/sub location	Description of Activities	Source of funding	Timeframe	Implementing Agency
Market	Ayego , god jope	fencing	COG/GOK/Development partners	2023-2028	County Government of Migori
High mask solar	ayego	installation	COG/GOK/Development partners	2023-2028	
Cattle auction ring	Ayego market and kombisa	Establishment	COG/GOK/Development partners	2023-2028	
Plots division	Ayego	Division of plots to traders	COG/GOK/Development partners	2023-2028	
Water provision	Ayego market	Provision of water	COG/GOK/Development partners	2023-2028	
Grants and soft loan	God jope ward	Provision of loans and to traders	COG/GOK/Development partners	2023-2028	
Market shades	Ngege A , yadhingima , sango areas, nyahera B , anganga area, siling area, nyamdhenga , riat	construction	COG/GOK/Development partners	2023-2028	
Boda boda shades	Ayego, yadhingima, kodila, makongeni , alara areas, oyuma, kona kogwang ,nyaduong junction ,god jope, oyure, wasio junction	Construction	COG/GOK/Development partners	2023-2028	

### NYATIKE SUB COUNTY

#### KACHIENG WARD

Project name	Location/Sub-location	Description of Activities	Source of funding	Timeframe	Implementing Agency
Modern market	Sori Sub-location, Bongu sub-location	New construction	COG/GOK/Development partners	2023-2028	County Government of Migori
Fish factory at sori beach	Sori Sub-location	New construction	COG/GOK/Development partners	2023-2028	
Boda boda shades at sori town	Sori Sublocation	New construction	COG/GOK/Development partners	2023-2028	
Cattle market	Sori Sub-location, Bongu sub-location	New construction	COG/GOK/Development partners	2023-2028	
Enhancing beach fronts	Sori sub-location	Opening up	COG/GOK/Development partners	2023-2028	



Project name	Location/Sub-location	Description of Activities	Source of funding	Timeframe	Implementing Agency
Quarry Project	Gunga Sub-location	Tigra, God Ocholla Quarry project	COG/GOK/Development partners	2023-2028	
Loan Provision	Raga sub-location	Providing loans to local groups at a lower interest and Hustler fund	COG/GOK/Development partners	2023-2028	
Sori Buspark	Sori Buspark	Completion of Sori Buspark Sori Bus Park	COG/GOK/Development partners	2023-2028	
Market shades	Sori And Otati,	Construction of Market shades			
new Boda Boda shades	Sori and Bongu	Construction of new Boda Boda shades			
Employment	Raga Sub-location	Employment of all groups including youths and women.	COG/GOK/Development partners	2023-2028	
Low cost commercial housing	Bongu sub-location		COG/GOK/Development partners	2023-2028	

#### KANYASA WARD

Project name	Location/Sub-location	Description of Activities	Source of funding	Timeframe	Implementing Agency
God Keyo, Riat Kong'ou & Depe market	Otati	Construction of stalls & fencing	COG/GOK/Development partners	2023-2028	County government of Migori
Market shade	Bondo Kosiemo	Construction	COG/GOK/Development partners	2023-2028	
Livestock market	Alendo centre	Construction	COG/GOK/Development partners	2023-2028	
Cooperative SACCOs	Kanyasa	Establishment	COG/GOK/Development partners	2023-2028	
Modern market	Riat centre & Ngira market	Construction	COG/GOK/Development partners	2023-2028	
Boda boda shade	Ungoe centre	Construction	COG/GOK/Development partners	2023-2028	
Trade centre	Riat, Ungoe, Kipingi & Obware centres	Construction	COG/GOK/Development partners	2023-2028	
Financial empowerment (Micro-finance)	Ward wide	Establishment	COG/GOK/Development partners	2023-2028	
Faulty solar light repair	Obware, Bondo Kosyemo Centre	Faulty solar light repair	COG/GOK/Development partners	2023-2028	
Construction of new Stalls and fencing	God Keyo, Riat, Kong'Ue, Depe Market	Construction of new Stalls and fencing	COG/GOK/Development partners	2023-2028	
Construction of modern market shade	Bodo Kosyemo	Construction of modern market shade	COG/GOK/Development partners	2023-2028	
Cooperative SACCOs	Kanyasa Ward Wide	Establishment of Cooperative SACCOs	COG/GOK/Development partners	2023-2028	
Construction of Boda boda shade	Ungoe, Kayara	Construction of Boda boda shade	COG/GOK/Development partners	2023-2028	
Provision of Security Lights	Nyira, Adugo, Obware, Opija, Kipingi, Kogore, Ungo, Riat, Kayara, Alendo	Provision of Security Lights	COG/GOK/Development partners	2023-2028	
Women & Youth groups	South East Karungu	Establishment	COG/GOK/Development partners	2023-2028	
Construction of new toilets	Koyore, Adugo, Kipingi, Kayara, Ungoe, Nyira, Nyagod Jope, Kosyemo, Alendo	Construction of new toilets	COG/GOK/Development partners	2023-2028	
Security lights	Ngira, Adugo, Obware, Opija & Kipingi	Provision	COG/GOK/Development partners	2023-2028	

#### MACALDER / KANYARWANDA WARD

Project Name	Location / Sub-Location	Description of Activities	Source of funding	Timeframe	Implementing Agency
Kowuor Centre	South East Kadem	Construction of Pit Latrine	COG/GOK/Development partners	2023-2028	County Government of Migori
Darach Ngima	South East Kadem	Construction of Pit Latrine	COG/GOK/Development partners	2023-2028	

*Migori County Integrated Development Plan (2023 – 2027)*

Project Name	Location / Sub-Location	Description of Activities	Source of funding	Timeframe	Implementing Agency
Nyandema Market	South Kadem	Construction of Market Shades	COG/GOK/Development partners	2023-2028	
Namba Kodero Market	South Kadem	Construction of Market Shades	COG/GOK/Development partners	2023-2028	
Ongoche Market	South Kadem	Construction of Latrines	COG/GOK/Development partners	2023-2028	
Abattoir	God Bondo	Construction	COG/GOK/Development partners	2023-2028	
Boda Boda	God Bondo	Construction of Shades	COG/GOK/Development partners	2023-2028	
New Toilets	God Bondo	Construction and Equipment	COG/GOK/Development partners	2023-2028	
Wath Onger Market	God Bondo	Construction of Market Shades, Murraming and Fencing	COG/GOK/Development partners	2023-2028	
Modern Markets	Mikei / Kalangi,	Construction of Market Shades, Industrial Shades, Murraming and Fencing.  Construction of Latrines	COG/GOK/Development partners	2023-2028	
Copper Mining license	Mikei, Kalangi And Matanda Area	Copper Mining license	COG/GOK/Development partners	2023-2028	
Boda Boda Shades	Mikei / Kalangi, God Kwach, Ogongo, Daraja, Got Orango, Kona Kopyo Oyundi, Sango, Matanda, Wath Onger, Ogaka	Construction of Shades	COG/GOK/Development partners	2023-2028	
market shade	New, kombato Got Orango New, osiri market shade Osiri, Namba Kodero, Nyandema, Kombato, Osiri, Macalder	Provision	COG/GOK/Development partners	2023-2028	
Pitlatrines	All markets	Construction of pit latrine	COG/GOK/Development partners	2023-2028	
Mining Licence and Permits	Mikei / Kalangi	Provision	COG/GOK/Development partners	2023-2028	
			COG/GOK/Development partners	2023-2028	
Kombato and Magawa Markets	Got Orango	Construction of Market Shades, Murraming and Fencing	COG/GOK/Development partners	2023-2028	

**MUHURU WARD**

Project Name	Location/Sub-location	Description of Activities	Source of funding	Timeframe	Implementing Agency
Baraza Market	Central	Provision	COG/GOK/Development Partners	2023-2028	County Government Of Migori
Bonda Markert	South East	Provision	COG/GOK/Development Partners	2023-2028	
Boda Boda Shade	South East	Provision	COG/GOK/Development Partners	2023-2028	
Loans For Boda Boda Operators	South East	Provision	COG/GOK/Development Partners	2023-2028	
Beach	South East At Kowet	Provision	COG/GOK/Development Partners	2023-2028	
Construction Of Bus Park In Kumoni Center	Muhuru West / Kithei / Migingo	Provision	COG/GOK/Development Partners	2023-2028	
Boda Bodashade	Muhuru West All Centres		COG/GOK/Development Partners	2023-2028	
Construction Of Obolo Market	East Muhuru	Provision	COG/GOK/Development Partners	2023-2028	
Banda Market	Muhuru	"Construction of Banda Market and fencing Cattle Auction Ring			
Market Toilets	All Markets	Construction of toilets in the markets"	COG/GOK/Development Partners	2023-2028	
Bodaboda Shades	All Beaches and Stages	Construction of boda boda shed at all beaches			

Project Name	Location/Sub-location	Description of Activities	Source of funding	Timeframe	Implementing Agency
Construction Of Nyasani, Banda, Tagache Toilets.	East Muhuru	Provision	COG/GOK/Development Partners	2023-2028	

#### GOT KACHOLA WARD

Project name	Location/Sub-location	Description of Activities	Source of funding	Timeframe	Implementing Agency
Markets at	West kadem, aneko, nyambua, ojuoge, othoo, ,	construction	COG/GOK/Development Partners	2023-2028	County Government Of Migori
Matoso market	West kadem	construction	COG/GOK/Development Partners	2023-2028	
Got kachola markrt	West kadem		COG/GOK/Development Partners	2023-2028	
Market shade at	Apilo, aongedhiang , nyakiringoto West Kadem, Aneko, Nyambina, Ojuoge And Otho	construction	COG/GOK/Development Partners	2023-2028	
Public toilet at Markets	Apilo, kanyandiko, koweru, nyandago, bande,	Wardwide	COG/GOK/Development Partners	2023-2028	
bodaboda public shade at	Wardwide	construction	COG/GOK/Development Partners	2023-2028	
Street light at	Kanyandiko, apilo, koweru, nyandago , nyambua, othora , amoyo,	installation	COG/GOK/Development Partners	2023-2028	
Fish plant	Aneko beach	provision	COG/GOK/Development Partners	2023-2028	
Potatoes plantation	amoyo	Value addition	COG/GOK/Development Partners	2023-2028	
Cold storage	Aneko beach	construction	COG/GOK/Development Partners	2023-2028	
Market lighting at	Olando, bande, nyakiringoto, aongedhiang	installation	COG/GOK/Development Partners	2023-2028	
Loans	bande	provision	COG/GOK/Development Partners	2023-2028	

#### KALER WARD

Project name	Location/Sub-location	Description of Activities	Source of funding	Timeframe	Implementing Agency
Modern market at: Nyamache, Olasi, and Nyaprosany	Olasi	Construction of new modern market	COG/GOK/Development partners	2023-2028	County Government of Migori
Construction of markets at: Kanga, Mathika, Kiasa and Kagwanda	Kiasa	Construction of market	COG/GOK/Development partners	2023-2028	
Markert Shades	Ochuna, Olasi, nyaprosany,	Construction	COG/GOK/Development partners	2023-2028	
Mordern waterbone toilets	Olasi, ochuna, kanga onditi, Nyamache, nyaprosany. ayego	Construction	COG/GOK/Development partners	2023-2028	
Revamping of Sacoos	Wardwide	Revitalization of sacco movement	COG/GOK/Development partners	2023-2028	

#### NORTH KADEM WARD

Project name	Location/Sub-location	Description of Activities	Source of funding	Timeframe	Implementing Agency
Sota market	North Kadem	Commissioning	COG/GOK/Development partners	2023-2028	County Government of Migori
Indusrial centre	North Kadem	Construction in Nyawita Lwanda	COG/GOK/Development partners	2023-2028	
Trade SACCO	Bala Central	Sensitizationn and support	COG/GOK/Development partners	2023-2028	
Market Administrators for Nyalura, Niwa	Bala Central	Deployment	COG/GOK/Development partners	2023-2028	
Cassava Stouch Production	Bala Central	Sensitization and Support	COG/GOK/Development partners	2023-2028	
Kodundo wired Power	Bala Central	wiring	COG/GOK/Development partners	2023-2028	

Project name	Location/Sub-location	Description of Activities	Source of funding	Timeframe	Implementing Agency
Yier Kuamchier Cultural Centre	Bala Central		COG/GOK/Development partners	2023-2028	
Solar lights at Thimlich, odiyo and Okenge	N/E Kadem	Provision	COG/GOK/Development partners	2023-2028	
Thimlich Modern Market	N/E Kadem	Construction	COG/GOK/Development partners	2023-2028	
Orango boda market	N/E Kadem	Construction	COG/GOK/Development partners	2023-2028	
Okenge Modern market	N/E Kadem	Construction	COG/GOK/Development partners	2023-2028	
Ndiwa and Nyakwere	N/Kadem	Construction	COG/GOK/Development partners	2023-2028	
Orango market	N/E Kadem	Opening	COG/GOK/Development partners	2023-2028	
Diruma and Nalo market	Magugu Central	Opening	COG/GOK/Development partners	2023-2028	
Bodaboda Shed	Kolanyo, Mapowa and Nalu	Construction of bodaboda shade	COG/GOK/Development partners	2023-2028	
Market Shades	Lwanda, Nyatuoro, Thim Lich, Diruma	Construction	COG/GOK/Development partners	2023-2028	
Modern markets	Aego and Agenga	Construction of stalls	COG/GOK/Development partners	2023-2028	

## RONGO SUB COUNTY

### EAST KAMAGAMBO WARD

Project Name	location	Description of Activities	Source of funding	Timeframe	Implementing Agency
Kalakuodhi	Kanyadieo	Construction	COG/GOK/Development Partners	2023-2028	County Government Of Migori
Osenalana Open Air Market	Kanyadieo	Construction	COG/GOK/Development Partners	2023-2028	
Rakwaro Market Centre	East Kanyamamba	Construction Of Rakwaro Chiefs Camp	COG/GOK/Development Partners	2023-2028	
Bodaboda Shade	Opapo	Provision	COG/GOK/Development Partners	2023-2028	
Fencing of Cattle Auction Market	Nyamador	Fencing	COG/GOK/Development Partners	2023-2028	
Opapo Market	opapo	Completion	COG/GOK/Development Partners	2023-2028	
Nyaburu Trade Centre	Kambija	Construction Of Latrines	COG/GOK/Development Partners	2023-2028	
Installation Of Flood Lights At Odiinya Market	COG/GOK/Development Partners	Installation Of Flood Lights	COG/GOK/Development Partners	2023-2028	
Market latrines	All Market centres entire Ward	construction	COG/GOK/Development Partners	2023-2028	
Market Centres	West Kanyamamba	Construction Of Markets At Kujja Old Bridge, Rare And Kanga	COG/GOK/Development Partners		

### SOUTH KAMAGAMBO WARD

project name	location	Description of Activities	Source of funding	Timeframe	Implementing Agency
Moderns market	Kitere, maroo, rakwaro and nyaondo, Ocodororo, Orembe, Kogenya.	construction	COG/GOK/Development Partners	2023-2028	County Government Of Migori
Market latrines	All Market centres entire Ward	construction	COG/GOK/Development Partners	2023-2028	
Mama mboga co-operative	Entire ward	Establishment	COG/GOK/Development Partners	2023-2028	
Boda boda co-operative	Entire ward	Establishment	COG/GOK/Development Partners	2023-2028	
Motor Bykes, Car wash machine and welding machines to youth groups	Registered groups in entire ward	Provision	COG/GOK/Development Partners	2023-2028	

project name	location	Description of Activities	Source of funding	Timeframe	Implementing Agency
market	chamgiwadu	Fencing	COG/GOK/Development Partners	2023-2028	
Brick Making machine to self help groups	Wardwide	Provison	COG/GOK/Development partners	2023-2028	
Bodaboda Shades	All stages in the Wards	Provision	COG/GOK/Development Partners	2023-2028	

#### NORTH KAMAGAMBO WARD

Project name	locatrion	Description of Activities	Source of funding	Timeframe	Implementing Agency
Markets	Kadianga, Onyiero, Kojwang, Kobado, Ndege Oriedo, Kanan	Construction	COG/GOK/Development Partners	2023-2028	County Government Of Migori
Loans and grants at	Wardwide	Provision	COG/GOK/Development Partners	2023-2028	
Pit latrine at kadianga, ndege oriedo		Construction	COG/GOK/Development Partners	2023-2028	
	Kadianga, ndege oriedo, ochol	Clear boundary	COG/GOK/Development Partners	2023-2028	
Ndege oriedo market expansion			COG/GOK/Development Partners	2023-2028	
Pit latrine at	All Market centre entire Ward	Construction	COG/GOK/Development Partners	2023-2028	
Boda boda sheds	All Stages centre entire Ward	Construction	COG/GOK/Development Partners	2023-2028	
Flood lights	All Market centre entire Ward	Provision	COG/GOK/Development Partners	2023-2028	

#### CENTRAL KAMAGAMBO WARD

Project name	Location /sub-location	Description of Activities	Source of funding	Timeframe	Implementing Agency
Rongo modern market	Township	Renovation and expansion	COG/GOK/Development partners	2023-2028	County Government Of Migori
Regulated imposed tax	Township	Provision	COG/GOK/Development partners	2023-2028	
Social hall	Kamkuyu	Construction	COG/GOK/Development partners	2023-2028	
Modern market	Onewo Matafari Riosir Asara	Construction	COG/GOK/Development partners	2023-2028	
Cultural centers	Kamkuyu	Construction	COG/GOK/Development partners	2023-2028	
Modern market	Kabuoro	Construction	COG/GOK/Development partners	2023-2028	
Juakali shades	Township	Construction	COG/GOK/Development partners	2023-2028	

#### AWENDO SUB COUNTY

##### CENTRAL SAKWA WARD

Project name	Location/Sub-location	Description of Activities	Source of funding	Timeframe	Implementing Agency
Modern Market	South Kombok Sub-location at Awendo. Kamaure sub-location At Kabola and Kokuro Luri in Kombok north sub-location Wareta Market, Kanyangira market in Kanyagwala sub-location	Construction Market to retail Market Construction and Expansion Construction	COG/GOK/Development partners	2023-2028	County Government of Migori
Shoe Polish and Boda boda shades	Awendo Kokuro	Provision	COG/GOK/Development partners	2023-2028	
Industrial institute	South Kombok Sub-location at Awendo	Construction	COG/GOK/Development partners	2023-2028	

Project name	Location/Sub-location	Description of Activities	Source of funding	Timeframe	Implementing Agency
Tourism Centre	Kanyagwala sub-location	Establishment	COG/GOK/Development partners		
Cottage Industries	Kanyagwala sub-location	Construction	COG/GOK/Development partners		
Boda Boda Shades	South Kombok Sub-location at Awendo	Construction	COG/GOK/Development partners	2023-2028	
Jua Kali shades	South Kombok Sub-location at Awendo	Construction	COG/GOK/Development partners	2023-2028	
Fencing Market	Kokore in Kombok North Sub-location	Fencing	COG/GOK/Development partners	2023-2028	

**NORTH SAKWA WARD**

Project name	Location/Sub-location	Description of Activities	Source of funding	Timeframe	Implementing Agency
Modern market	Abuor/Kolenya, Nyambija/Saria, Ranen, Nyang'omaki, Kuja Nykal	Construction	COG/GOK/Development partners	2023-2028	County government of Migori
Nyasore, Nyang'aya, Nyakuru, Oboke markets	North Sakwa	Purchase of land & construction	COG/GOK/Development partners	2023-2028	
Fruit Processing Industry	Purutwang'	Construction & equipping	COG/GOK/Development partners	2023-2028	
Cultural heritage site	Saria	Construction & equipping	COG/GOK/Development partners	2023-2028	
Cattle market	Kolenya	Construction & equipping	COG/GOK/Development partners	2023-2028	
High mast Street light(Floodlights)	All markets in the Ward	Installation	COG/GOK/Development partners	2023-2028	
Market shade	Nyambija, Nyakuru, Oboke market	Construction	COG/GOK/Development partners	2023-2028	
Ox-bow Lake at River Kuja	Nyang'aya	Fencing and renovation	COG/GOK/Development partners	2023-2028	
Water points & toilets	Nyang'omaki & Kindu market	Construction	COG/GOK/Development partners	2023-2028	
Boda boda shade	Wardwide	Construction	COG/GOK/Development partners	2023-2028	
Toilets and Water Pumps	Wardwide	Construction and Provision			
Jua Kali Industry	Oboke, Kuja Nyikal	Establishment	COG/GOK/Development partners	2023-2028	
Rice milling machine	Nyakuru market	Supply	COG/GOK/Development partners	2023-2028	
Land for Ranen Modern Market	Ranen	Purchase of land	COG/GOK/Development partners	2023-2028	

**SOUTH SAKWA WARD**

Project name	Location/Sub-location	Description of Activities	Source of funding	Timeframe	Implementing Agency
Market shade at	Sare, rinya, nyasori, anganga, mulo,bonde,, aora jope, mariwa jua kali, ulanda, ng'ong'a , nyabera, Alego Pith Kaloo, Mahena Junction, Akoko market, Waware	Construction	COG/GOK/Development partners	2023-2028	County government of Migori
		boda boda shades Construction of boda boda Waware Market shade at Ulanda, Akoko Construction Alego Market shade at Angaga, Bonde, Mulo Construction Kogelo Market shade at Nyabera and Ng'ong'a Construction Kogelo Latrines at all markets across the ward			

Project name	Location/Sub-location	Description of Activities	Source of funding	Timeframe	Implementing Agency
		Construction Ward w Saccos Establishment Waware			
Pit latrine in all markets	Wardwide	Construction	COG/GOK/Development partners	2023-2028	
Saccos	Wardwide	Formation	COG/GOK/Development partners	2023-2028	
Boda boda shades	Waware., mulo, bonde, mariwa, Ulanda,Sare Awendo,Rinya,Bar,Bus Park,Angaga,Ngonga, Alego, Buspark, Smack, Sony	Construction	COG/GOK/Development partners	2023-2028	
Ng'onga and nyabera market	waundha	Upgrading	COG/GOK/Development partners	2023-2028	

#### WEST SAKWA WARD

Project name	Location/Sub-location	Description of Activities	Source of funding	Timeframe	Implementing Agency
Shades	Kamresi	Construction of market shades at Opoya, Otochogo and Odongoher	COG/GOK/Development partners	2023-2028	County Government of Migori
Bodaboda shade	Kamresi	Construction of bodaboda shades at Opoya, Otochogo and odongoher	COG/GOK/Development partners	2023-2028	
Agongo hill tourist attraction	Kamresi	Uplifting of Agongo hill tourist attraction	COG/GOK/Development partners	2023-2028	
New modern market	Rabondo	Construction of new modern market at Nyamatambe land	COG/GOK/Development partners	2023-2028	
Market Shades	Rabondo	Construction of market shades at Opoya and Nyatembe market	COG/GOK/Development partners	2023-2028	
Micro finance	Wardwide	Sensitization and Provision of micro finance services to business people	COG/GOK/Development partners	2023-2028	
Public Toilets/Pit Latrines	All Market Centres	Construction	COG/GOK/Development partners	2023-2028	
Cooperative Society for farmers	Rabondo	Construction of cooperative society for farmers (Opoya)	COG/GOK/Development partners	2023-2028	
Bodaboda Shades	Wardwide	Construction of Boda boda shades	COG/GOK/Development partners	2023-2028	
Market	Wanga	Construction of market at ODM, Construction of stalls	COG/GOK/Development partners	2023-2028	
Bodaboda shade	Wanga	Establishment of Boda boda shade at ODM	COG/GOK/Development partners	2023-2028	

#### URIRI SUB COUNTY

##### NORTH KANYAMKAGO WARD

Project name	Location/Sub-location	Description of Activities	Source of funding	Timeframe	Implementing Agency
Modern markets	Kamngundho 11, ayego, koduogo, kambuji, mori, othoro , ongito, Amoso, uhuru,masoge, oria	Construction	COG/GOK/Development partners	2023-2028	County government of Migori
Tourism Site	Akonjo, Achama	Construction	COG/GOK/Development partners	2023-2028	
Wapongo slaughter house	Katieno 1	Construction	COG/GOK/Development partners	2023-2028	
Market sheds	Wardwide	Construction	COG/GOK/Development partners	2023-2028	
Stone Crusher	Komenya And Amoso	Purchase of Stone crusher			
market toilets and Boda boda Shades	Wardwide	Construction	COG/GOK/Development partners	2023-2028	
Wapongo market street light	Katieno1	Installation	COG/GOK/Development partners	2023-2028	
Kokello market street light	Katieno 1	Construction	COG/GOK/Development partners	2023-2028	
Kologi market street light	Katieno 1	Construction	COG/GOK/Development partners	2023-2028	

Project name	Location/Sub-location	Description of Activities	Source of funding	Timeframe	Implementing Agency
Amoso gradle land center	Katieno 1	Construction	COG/GOK/Development partners	2023-2028	
Markets dustbins	All markets	Construction	COG/GOK/Development partners	2023-2028	
Stone crusher	komenya	purchase	COG/GOK/Development partners	2023-2028	
cattle auction ring	Oria, Ongito, Oria, Obuongo Twagi	Construction	COG/GOK/Development partners	2023-2028	
Processing plant e.g beans and cereals	Komenya, Ongito, Ayego,Oria And Rapogi	Construction	COG/GOK/Development partners	2023-2028	

#### EAST KANYAMKAGO WARD

Project name	Location/ sub-location	Description of Activities	Source of funding	Timeframe	Implementing Agency
Jua kali shades	Arambe	Construction	COG/GOK/Development partners	2023-2028	County Government of Migori
Modern markets	Arambe, thimjope kube pith nyachuncho	Construction	COG/GOK/Development partners	2023-2028	
Market Shades, Boda boda Shades and toilets	Wardwide	Construction	COG/GOK/Development partners	2023-2028	
Loans /Grants	Thimjope	Provision / Establishment	COG/GOK/Development partners	2023-2028	
Cultural centers	Thimjope	Construction	COG/GOK/Development partners	2023-2028	

#### SOUTH KANYAMKAGO WARD

Project name	Location/Sub-location	Description of Activities	Source of funding	Timeframe	Implementing Agency
Modern markets	Stella, Oyani, Soweto and Lwala	Construction	COG/GOK/Development partners	2023-2028	County government of Migori
Solar lights & public toilets in all market centres	Ward wide	Installation	COG/GOK/Development partners	2023-2028	
Small factories for feeds	Ward administration office	Construction	COG/GOK/Development partners	2023-2028	
Cultural centres	Bware & Airo centres	Allocation of funds for improvement	COG/GOK/Development partners	2023-2028	
Market Shades, Boda boda Shades and toilets	Wardwide	Construction	COG/GOK/Development partners	2023-2028	
Oyani farm maize milling	Oyani	Construction	COG/GOK/Development partners	2023-2028	
Small business traders	Ward wide	Empowering	COG/GOK/Development partners	2023-2028	

#### CENTRAL KANYAMKAGO WARD

Project name	Location/Sub-location	Description of Activities	Source of funding	Timeframe	Implementing Agency
Market Shades, Boda boda Shades and toilets	Wardwide	Construction	COG/GOK/Development partners	2023-2028	County Government of Migori
Cattle market at ombo	West Kawere Sub-location	Construction	COG/GOK/Development partners	2023-2028	
Modern market	Nyaobe Uriri market, Odagwa market, Kondele market, Got Kawino, Masaa, Miruya, Silingi , Komoyo, Andingo, Kalii,Maram ,Konimbo, Masaa and Ombo	Construction  Construction  Construction	COG/GOK/Development partners	2023-2028	



Project name	Location/Sub-location	Description of Activities	Source of funding	Timeframe	Implementing Agency
Potato factory at Miraya and Iwanda	West Kawere Sub-location	Construction	COG/GOK/Development partners	2023-2028	
Fruits Processing factory at Masaa	Nyaobe	Construction			
Slaughter house	Central Kawere and Uriri	Construction	COG/GOK/Development partners	2023-2028	
Soft Loan	Central Kawere	Availing		2023-2028	
Cereal Store at Ombo Cereal Store	Piny Owacho and West Kawere Sub-location Central Kawere		COG/GOK/Development partners	2023-2028	

#### WEST KANYAMKAGO WARD

Project name	Location/Sub-location	Description of Activities	Source of funding	Timeframe	Implementing Agency
Modern market	Kajulu I	Construction of modern market at Osogo, Sibuoche and Aedo	COG/GOK/Development partners	2022-2028	County Government of Migori
Pit latrines	Kajulu I	Construction of Pit latrines at Obama, Aedo, Nyamoge shopping centre and Wangchieng	COG/GOK/Development partners	2022-2028	
Modern market	Kajulu II	Commissioning of Agano market and Ongoro Market	COG/GOK/Development partners	2022-2028	
Market Shades, Boda boda Shades and toilets	Wardwide	Construction	COG/GOK/Development partners	2023-2028	
Public toilets	Kajulu II	Construction of public toilets at cattle ring sibuoche, god jaoko and puche	COG/GOK/Development partners	2022-2028	
Cattle Auction Ring	Sibuoche	Fencing	COG/GOK/Development partners	2022-2028	
Boda boda shed	Kajulu II	Construction of bodaboda shed at Puche	COG/GOK/Development partners	2022-2028	
Pit latrines	Kajulu IB	Construction of pit latrines in the markets	COG/GOK/Development partners	2022-2028	
Modern markets	Kajulu IB	Completion of modern markets in Lela, Kodhoch and kodero market Provision of Junction Kotieno and Kodero Market	COG/GOK/Development partners	2022-2028	

## 7.2.5 PUBLIC SERVICES MANAGEMENT

### KURIA WEST SUB COUNTY

#### TAGARE WARD

Project name	Location/Sub-location	Description of Activities	Source of funding	Timeframe	Implementing Agency
Ward administrator's office	Tagare ward	Fencing of ward Admin office, equipping and getting	COG/GOK/Development partners	2023-2028	County Government of Migori
C.U office	All sub-locations	Construction	COG/GOK/Development partners	2023-2028	
Village Administrator's office	Ward wide	Construction and Employment	COG/GOK/Development partners	2023-2028	
Employments	Ward wide	All departments in the county	COG/GOK/Development partners	2023-2028	
MCA Office	Mabera	Fencing and Equipping	COG/GOK/Development partners	2023-2028	

**ISEBANIA WARD**

Project name	Location/Sub-location	Description of Activities	Source of funding	Timeframe	Implementing Agency
Ward administrator's office	Isebania	Construction	COG/GOK/Development partners	2023-2028	County Government of Migori
MCA Office	Isebania	Installation of Electricity	COG/GOK/Development partners	2023-2028	County Government of Migori

**MASABA WARD**

Project name	Location/ Sub-location	Description of Activities	Source of funding	Timeframe	Implementing Agency
Masaba ward ADM office	Masaba	Equipping	COG/GOK/Development partners	2023-2028	County Government of Migori
Masaba ward ADM office security house	Masaba	Construction	COG/GOK/Development partners	2023-2028	
Masaba ward ADM office staff	Masaba	Deployment	COG/GOK/Development partners	2023-2028	
Water and Electricity	Masaba MCA and Administration office	Installation and distribution	COG/GOK/Development partners	2023-2028	
Masaba Ward Office	Masaba	Renovation, Fencing and equipping	COG/GOK/Development partners	2023-2028	

**BUKIRA EAST WARD**

Project Name	Location / Sub-Location	Description of Activities	Source of funding	Timeframe	Implementing Agency
Ward Administrator's Office	Taranganya	Construction and Equipment	COG/GOK/Development partners	2023-2028	County Government of Migori
Deployment of village administrators CHVs, ECDE teachers and extension officers	Ward Wide	Deployment of village administrators CHVs, ECDE teachers and extension	COG/GOK/Development partners	2023-2028	
equipping of MCA's office		equipping of MCA's office	COG/GOK/Development partners	2023-2028	
Sub-County Offices Pit Latrines and Perimeter Wall	Igena	Construction and renovations	COG/GOK/Development partners	2023-2028	

**BUKIRA CENTRAL**

Project name	Location/Sub-location	Description of Activities	Source of funding	Timeframe	Implementing Agency
Ward administrator's office	Bukira central	Renovation and Equipping	COG/GOK/Development partners	2022-2028	County Government of Migori
Security staff in the ward office	Bukira central	Deployment	COG/GOK/Development partners	2022-2028	
MCA Office	Bukira central	Renovation	COG/GOK/Development partners	2022-2028	
Village Administration Bukira Centra	Bukirqa Central	construction of Village Administration Bukira Centra			
staffing	Bukira Central	staffing at ward office Bukira Central			
Installation of electricity in the ward office	Bukira central	Installation	COG/GOK/Development partners	2022-2028	

**MAKERERO WARD**

Project Name	Location	Description of Activities	Source of funding	Timeframe	Implementing Agency
Recruitment Of Village Admins And Construction Of Their Offices	Nyabikaye	Provision	COG/GOK/Development Partners	2023-2028	County Government of Migori
Creating Of New Jobs (Village Admins)	Nyangiti	Provision	COG/GOK/Development Partners	2023-2028	
Fire Extinguishers To All Schools Administration Offices And Hospitals	Nyabikaye	Provision	COG/GOK/Development Partners	2023-2028	

Project Name	Location	Description of Activities	Source of funding	Timeframe	Implementing Agency
Fencing and Equipment Admins Office And Mca's Office	Nyametaburo/Taragwiti	Supply	COG/GOK/Development Partners	2023-2028	
Electricity and water	Nyametaburo/Taragwiti	Supply	COG/GOK/Development Partners	2023-2028	
Installation Of Power And Water At Mca;S Office	Nyametaburo	Supply	COG/GOK/Development Partners	2023-2028	

#### NYAMOSENSE KOMOSOKO WARD

Project name	Location/Sub-location	Description of Activities	Source of funding	Timeframe	Implementing Agency
Ward administrator's office	Nyamosen Komosoko	Renovation and Equipping	COG/GOK/Development partners	2022-2028	County Government of Migori
Security staff in the ward office	Nyamosen Komosoko	Deployment	COG/GOK/Development partners	2022-2028	
MCA Office	Nyamosen Komosoko	Installation of Electricity	COG/GOK/Development partners	2022-2028	
Installation of electricity in the ward office	Nyamosen Komosoko	Installation	COG/GOK/Development partners	2022-2028	

#### KURIA EAST SUB COUNTY

##### GOKEHARAKA WARD

Project name/location	Location/Sub-location	Description of Activities	Source of funding	Timeframe	Implementing Agency
Ward administration office	Gokeharaka	Renovation Repair gate and electricity Landscaping Staffing Devolving departments to the ward level	COG/GOK/Development partners	2023-2028	County government of Migori
MCA office	Bukira South	Renovation Repair gate and electricity Landscaping Staffing Devolving departments to the ward level	COG/GOK/Development partners	2023-2028	

##### NTIMARU WEST WARD

Project name/location	Location/Sub-location	Description of Activities	Source of funding	Timeframe	Implementing Agency
Ward administration office	NtimaruWest	Fencing	COG/GOK/Development partners	2023-2028	County government of Migori
MCA office	Ntimaru West	Completion and Equipping	COG/GOK/Development partners	2023-2028	

##### NYABASI EAST WARD

Project Name	Location / Sub-Location	Description of Activities	Source of funding	Timeframe	Implementing Agency
Completion and equipping of MCA's Office	Kegonga	Completion	COG/GOK/Development partners	2023-2028	County Government of Migori
Recruitment of Village Administrators	Nyabasi East, Nyabasi Central, Nyabasi North and Nguruna Villages	Staffing	COG/GOK/Development partners	2023-2028	
Ward Admins Office	Nyabasi Central	Construction	COG/GOK/Development partners	2023-2028	

##### NTIMARU EAST WARD

Project Name	Location/sub location	Description of Activities	Source of funding	Timeframe	Implementing Agency
Ward Administrators Office	Wangirabose	Excavation and landscaping	COG/GOK/Development partners	2023-2028	County Government of Migori
Clerical Officers at Ntimaru East ward administrator's office	Wangirabose	deployments	COG/GOK/Development partners	2023-2028	
Furnitures and Fittings at ward administrators office in wangirabose war office	Wangirabose	Procurement and provision	COG/GOK/Development partners	2023-2028	

Project Name	Location/sub location	Description of Activities	Source of funding	Timeframe	Implementing Agency
MCA office	Wangirabose	Completion	COG/GOK/Development partners	2023-2028	
Village administrator and Office	Ward-wide	Employment	COG/GOK/Development partners	2023-2028	
ICT equipment in ward admins office	Wangirabose	Provision and installation	COG/GOK/Development partners	2023-2028	
All heads of departments in ward offices	Ward-wide	deployments	COG/GOK/Development partners	2023-2028	
Construction of village administration offices	Ward-wide	Construction	COG/GOK/Development partners	2023-2028	
Village Admins	Ward-wide	Recruitment	COG/GOK/Development partners	2023-2028	

## SUNA WEST SUB COUNTY

### RAGANA-ORUBA WARD

Project name	Location/Sub-location	Description of Activities	Source of funding	Timeframe	Implementing Agency
MCA Office Electricity and Internet Services	Ragana-Oruba	Completion of Ward office, Errection of perimeter wall, Gatehouse and Gate	COG/GOK/Development partners	2023-2028	County Government of Migori
Furnitures and Fittings at ward administrators office and Electricity and Internet Services	Ragana - Oruba	Procurement and provision	COG/GOK/Development partners	2023-2028	
Ward administrator's office	Ragana-Oruba	Construction	COG/GOK/Development partners	2023-2028	County Government of Migori

### WASIMBETE WARD

Project name	Location/ Sub-location	Description of Activities	Source of funding	Timeframe	Implementing Agency
Ward administrators office	Pinyoyie	Construction	COG/GOK/Development partners	2023-2028	County Government of Migori
Delimitation of villages	Wasimbete	Delimination	COG/GOK/Development partners	2023-2028	
Village ADM	Pinyoyie	Recruitment	COG/GOK/Development partners	2023-2028	
Casual work employment	Wardwide	Employment	COG/GOK/Development partners	2023-2028	
Ward office	manjera	Completion	COG/GOK/Development partners	2023-2028	

### WIGA WARD

Project Name	Location/sub location	Description of Activities	Source of funding	Timeframe	Implementing Agency
Ward administration office	masara	Fencing	COG/GOK/Development partners	2023-2028	County Government of Migori
MCA Office Electricity and Internet Services	Wiga	Completion of Ward office, Errection of perimeter wall, Gatehouse and Gate	COG/GOK/Development partners	2023-2028	
Youth and learning resource center	Masara	Construction of youth and learning resource center	COG/GOK/Development partners	2023-2028	

## SUNA EAST SUB COUNTY

### KWA WARD

Project name	Location/Sub-location	Description of Activities	Source of funding	Timeframe	Implementing Agency
Ward Admin's Office	Onguo	Equipping	COG/GOK/Development partners	2023-2028	County Government of Migori
Kisindi Dispensary	Remo	Security Guards	COG/GOK/Development partners	2023-2028	
Security house	Ogwedhi market	Fence and gate	COG/GOK/Development partners	2023-2028	
MCA Office Electricity and Internet Services	Kwa	Completion of Ward office, Errection of perimeter wall, Gatehouse and Gate	COG/GOK/Development partners	2023-2028	

Project name	Location/Sub-location	Description of Activities	Source of funding	Timeframe	Implementing Agency
Equal representation in terms of Youth employment in the county government	Onguo		COG/GOK/Development partners	2023-2028	

#### SUNA CENTRAL

Project name	Location/Sub-location	Description of Activities	Source of funding	Timeframe	Implementing Agency
Ward Admin's Office		Construction and Equiping	COG/GOK/Development partners	2023-2028	County Government of Migori
Security Gate house	At Ward office	Construction	COG/GOK/Development partners	2023-2028	
MCA Office Electricity and Internet Services	At Ward office	Provison	COG/GOK/Development partners	2023-2028	
employment of Village Elder, ECDE taechers and Extention officer	Wardwide	Employment	COG/GOK/Development partners	2023-2028	

#### KAKRAO WARD

Project name	Location/Sub-location	Description of Activities	Source of funding	Timeframe	Implementing Agency
MCA office	Pau Nyuka	Purchase of l& & construction Installation of light	COG/GOK/Development partners	2023-2028	County government of Migori
Village administration & elders	Ward wide	Deployment	COG/GOK/Development partners	2023-2028	
Ward administrator office	Lower Kakrao	Installation of light Electricity, fencing & equipping Drilling of borehole	COG/GOK/Development partners	2023-2028	
PWDS	Ward wide	Creating awareness campaign Employment opportunities Enhance participation in county development agenda & contracts Social protection Information accessibility	COG/GOK/Development partners	2023-2028	

#### GOD JOPE WARD

Project Name	Location/sub location	Description of Activities	Source of funding	Timeframe	Implementing Agency
Ward administration office	God jope	Fencing	COG/GOK/Development partners	2023-2028	County Government of Migori
MCAs office	God jope	Completion and Power installation	COG/GOK/Development partners	2023-2028	

#### NYATIKE SUB COUNTY

##### KACHIENG WARD

Project name	Location/Sub-location	Description of Activities	Source of funding	Timeframe	Implementing Agency
Public participation	Sori Sub-location, Bongu Sub-location	More frequent meetings and development talks	COG/GOK/Development partners	2023-2028	County Government of Migori
Ward Admin's Office	Sori Sub-location, Bongu Sub-location	Finishing and furnishing	COG/GOK/Development partners	2023-2028	
Water harvesting	At offices in Sori Sub-location	Facilitating water tanks	COG/GOK/Development partners	2023-2028	
Sub-county Admin's office	Sori Sub-location, Raga sub-location	Construction	COG/GOK/Development partners	2023-2028	
Securing of ward admin's office	Sori sub-location	Fencing or perimeter wall	COG/GOK/Development partners	2023-2028	
Streets Lights	Gunga Sub-location	Lights at the town center	COG/GOK/Development partners	2023-2028	
MCA Office Electricity and Internet Services	Kachieng	Completion of Ward office, Errection of perimeter wall, Gatehouse and Gate	COG/GOK/Development partners	2023-2028	
Management Committees	Bongu Sub-location	Public management committee for every project	COG/GOK/Development partners	2023-2028	

**KANYASA WARD**

Project name	Location/Sub-location	Description of Activities	Source of funding	Timeframe	Implementing Agency
MCA office	South East Karungu	Equipping	COG/GOK/Development partners	2023-2028	County government of Migori
MCA Office Electricity and Internet Services	Kanyasa	Completion of Ward office, Errection of perimeter wall, Gatehouse and Gate	COG/GOK/Development partners	2023-2028	
Village administration office	Riat centre	Construction	COG/GOK/Development partners	2023-2028	

**MACALDER / KANYARWANDA WARD**

Project Name	Location / Sub-Location	Description of Activities	Source of funding	Timeframe	Implementing Agency
Ward Office	Macalder / Kanyarwanda Ward	Construction	COG/GOK/Development partners	2023-2028	County Government of Migori
Public Tenders	Macalder / Kanyarwanda Ward	Delocalization	COG/GOK/Development partners	2023-2028	

**MUHURU WARD**

Project name	Location/Sub-location	Description of Activities	Source of funding	Timeframe	Implementing Agency
Ward Admin Office	Central	Provision	COG/GOK/Development Partners	2023-2028	County Government Of Migori
Village Adminstrator	Central	Help In Management In The Ward	COG/GOK/Development Partners	2023-2028	
Contruccion Of Ward Admin Office	Muhuru West-Kithei	Provision	COG/GOK/Development Partners	2023-2028	
Mca's Office	Muhuru West	Maintainace	COG/GOK/Development Partners	2023-2028	

**NORTH KADEM WARD**

Project name	Location/Sub-location	Description of Activities	Source of funding	Timeframe	Implementing Agency
Village administrators	North Kadem and Magugu Central	Recruitment	COG/GOK/Development partners	2023-2028	County Government of Migori
Demarcation of villages	North Kadem	Demarcation	COG/GOK/Development partners	2023-2028	
Ward office staff	North Kadem	Deployment	COG/GOK/Development partners	2023-2028	
MCA Office	Muhuru	Renovation and Equipping	COG/GOK/Development partners	2023-2028	
Staffing ward Office	Magugu Central	Deployment	COG/GOK/Development partners	2023-2028	

**RONGO SUB COUNTY**

**SOUTH KAMAGAMBO WARD**

Project name	Location/Sub-location	Description of Activities	Source of funding	Timeframe	Implementing Agency
Employment of youths	South kamagambo	Employment	COG/GOK/Development partners	2023-2028	County Government of Migori
Finishing of MCAs office	South kamagambo	Finishing	COG/GOK/Development partners	2023-2028	
Staffing ward admin office	chamgiwadu	Staffing	COG/GOK/Development partners	2023-2028	
Completion of ward admin office	chamgiwadu	Completion	COG/GOK/Development partners	2023-2028	

**NORTH KAMAGAMBO WARD**

Project name	Location/Sub-location	Description of Activities	Source of funding	Timeframe	Implementing Agency
Employment of youths- Kazi Kwa Vijana	North Kamagambo	Employment	COG/GOK/Development partners	2023-2028	County Government of Migori
Power connectivity MCAs office	North Kamagambo	Installation	COG/GOK/Development partners	2023-2028	
Staffing ward admin and Village Administrators office	North Kamagambo	Staffing	COG/GOK/Development partners	2023-2028	
Completion of ward MCA office	North Kamagambo	Completion	COG/GOK/Development partners	2023-2028	

**AWENDO SUB COUNTY**

**CENTRAL SAKWA**

Project name	Location/Sub-location	Description of Activities	Source of funding	Timeframe	Implementing Agency
Central Sakwa ward Admin's office	Kanyagwala Sub-location		COG/GOK/Development partners	2023-2028	County Government of Migori
Murum Slums	Murum	Upgrading	COG/GOK/Development partners	2023-2028	
Recruitment	Health workers at Kanyagwala Sub-location Central Kamaure sub-location	Employment and deployment	COG/GOK/Development partners	2023-2028	

**NORTH SAKWA WARD**

Project name	Location/Sub-location	Description of Activities	Source of funding	Timeframe	Implementing Agency
Sub-ward office	Kakmasia East	Construction & equipping	COG/GOK/Development partners	2023-2028	County government of Migori

**WEST SAKWA WARD**

Project name	Location/Sub-location	Description of Activities	Source of funding	Timeframe	Implementing Agency
Koduogo dispensary Medical staffs	Kamresi	Deployment	COG/GOK/Development partners	2023-2028	County Government of Migori
Village administrators	Kamresi, North Kanyamgony, Rabondo and Wanga	Employment of Village administrators	COG/GOK/Development partners	2023-2028	
Delocalization of departmental staffs to west sakwa ward office	West Sakwa	Delocalization of all departmental staffs	COG/GOK/Development partners	2023-2028	
Electrification of the west sakwa ward offices	West Sakwa	Dropping of electricity at the ward office at Dede	COG/GOK/Development partners	2023-2028	
Furnishing and partitioning of ward office	West Sakwa	Furnishing and partitioning of ward admin's office	COG/GOK/Development partners	2023-2028	
Sanitation	West Sakwa	Building of toilets at the ward office	COG/GOK/Development partners	2023-2028	

**URIRI SUB COUNTY**

**CENTRAL KANYAMKAGO WARD**

Project name	Location/Sub-location	Description of Activities	Source of funding	Timeframe	Implementing Agency
Village admin	East Kawere Sub-location Central Kawere sub-location, Kawere II B, West Kawere Sub-location, Nyaobe sub location		COG/GOK/Development partners	2023-2028	County Government of Migori
Employment	Central Kawere Sub-location, Kawere II B Sub-location	Employment	COG/GOK/Development partners	2023-2028	
ECDE Teachers	Kawere II B Sub-location	Employment	COG/GOK/Development partners	2023-2028	
Public participation	Kawere II B Sub-location, Nyaobe sub-location	Participation	COG/GOK/Development partners	2023-2028	

Project name	Location/Sub-location	Description of Activities	Source of funding	Timeframe	Implementing Agency
Instruction of PMCs	Nyaobe Sub-location	Instruction	COG/GOK/Development partners	2023-2028	
Civil Education	Nyaobe sub location	Education	COG/GOK/Development partners		

#### NORTH KANYAMKAGO

Project name	Location/Sub-location	Description of Activities	Source of funding	Timeframe	Implementing Agency
Field technician officers	Katieno 1	employment	COG/GOK/Development partners	2023-2028	County Government of Migori
Village administrators	kamngundho	Establishment of Office and employment	COG/GOK/Development partners	2023-2028	
MCA Office	North Kanyamkago	Renovation	COG/GOK/Development partners	2023-2028	
Community health wokers	Kamngundho, katieno,	employment	COG/GOK/Development partners	2023-2028	
Komenya police station	komenya	More	COG/GOK/Development partners	2023-2028	
Ayego ICT center	Katieno 1	Construction	COG/GOK/Development partners	2023-2028	
Multipurpose hall at ayego	Katieno 1	construction	COG/GOK/Development partners	2023-2028	

#### SOUTH KANYAMKAGO WARD

Project name	Location/Sub-location	Description of Activities	Source of funding	Timeframe	Implementing Agency
Village administration & elders	Ward wide	Employment	COG/GOK/Development partners	2023-2028	County government of Migori
Ward Admin Office	South Kanyamkago	Equiping	COG/GOK/Development partners	2023-2028	
MCA office		Fencing	COG/GOK/Development partners	2023-2028	
County government offices	Bware	Deployment of security guards	COG/GOK/Development partners	2023-2028	

#### EAST KANYAMKAGO WARD

Project name	Location/sub-location	Description of Activities	Source of funding	Timeframe	Implementing Agency
Staffing of ward administrator's office	East Kanyamkago	Deployment	COG/GOK/Development partners	2023-2028	County Government of Migori
power installation in ward administrator and MCA OFFICE		power installation in ward administrator and MCA OFFICE	COG/GOK/Development partners	2023-2028	County Government of Migori
Completion of MCA office, Fencing of Ward MCA office		Completion of MCA office, Fencing of Ward MCA office			
Equiping/funishing wad MCA office		Equiping/funishing wad MCA office			
Pipped water fitting in mca/ward admins offices		Pipped water fitting in mca/ward admins offices			
Employment of Village administrators		Employment of Village administrators			

#### WEST KANYAMKAGO WARD

Project name	Location/Sub-location	Description of Activities	Source of funding	Timeframe	Implementing Agency
Fencing	West Kanyamkago	Fencing of ward administrators and MCA office	COG/GOK/Development partners	2022-2028	County Government of Migori
Gate	Kajulu I	Installation of gate at ward office	COG/GOK/Development partners	2022-2028	
Security Deployment	Kajulu I	Deployment of security wardens to be deployed	COG/GOK/Development partners	2022-2028	
West Kanyamkago ward office	West Kanyamkago	Refurbishment of west Kanyamkago ward office	COG/GOK/Development partners	2022-2028	



Project name	Location/Sub-location	Description of Activities	Source of funding	Timeframe	Implementing Agency
Village administrator	West Kanyamkago	Deployment of Village administrators	COG/GOK/Development partners	2022-2028	

## 7.2.6 LAND, HOUSING AND PHYSICAL PLANNING

### KURIA WEST SUB COUNTY

#### TAGARE WARD

Project name	Location/Sub-location	Description of Activities	Source of funding	Timeframe	Implementing Agency
Title deeds	Public lands	Follow-up with land registers	COG/GOK/Development partners	2023-2028	County Government of Migori
School Lands, Maberu bus park, public lands	Ward wide	Demarcation of public lands	COG/GOK/Development partners	2023-2028	
Purchase of public lands	Ward wide	Construction of public amenities	COG/GOK/Development partners	2023-2028	

#### ISEBANIA WARD

Project name	Location/Sub-location	Description of Activities	Source of funding	Timeframe	Implementing Agency
Survey and demarcation of public land	Isebania	Demarcation	COG/GOK/Development partners	2023-2028	County Government of Migori
Isebania town physical planning	Isebania	Follow-up	COG/GOK/Development partners	2023-2028	
Purchase of land for 1.cemetery 2.recreational activities 3.Bungukuri dispensary 4.ECDE center at Bungukuri 5.cattle dip auction 6.modern marke	Entire Ward	Purchase of land for 1.cemetery 2.recreational activities 3.Bungukuri dispensary 4.ECDE center at Bungukuri 5.cattle dip auction 6.modern marke	COG/GOK/Development partners	2023-2028	
400 units of low rent houses	Isebania	Construction of affordable houses	COG/GOK/Development partners	2023-2028	
Title Deeds	All Public Institutions	Issuance	COG/GOK/Development partners	2023-2028	

#### MASABA WARD

Project name	Location/ Sub-location	Description of Activities	Source of funding	Timeframe	Implementing Agency
Community land	Kurutiyange	Buying and allocation	COG/GOK/Development partners	2023-2028	County Government of Migori
Land survey	Kurutiyange	Facilitation	COG/GOK/Development partners	2023-2028	
Kombe dispensary land Kohanga Dispensary	Kombe Kohanga	Purchase	COG/GOK/Development partners	2023-2028	
Kamutundi market center	Kombe	Purchase	COG/GOK/Development partners	2023-2028	
Sagegi dispensary land	Sagegi	Purchase	COG/GOK/Development partners	2023-2028	
Getonganya land	Getonganya	Expansion	COG/GOK/Development partners	2023-2028	
Rongebi land and Nyanchabo	Nyanchabo	Planning	COG/GOK/Development partners	2023-2028	
Nyamekongoto land	Nyanchabo	Planning	COG/GOK/Development partners	2023-2028	
Getonganya land	Getonganya	Planning	COG/GOK/Development partners	2023-2028	

**BUKIRA EAST WARD**

Project name	Location / Sub-Location	Description of Activities	Source of funding	Timeframe	Implementing Agency
Kehancha Municipality Offices	Igena	Constructions, Renovations and Equipping	COG/GOK/Development partners	2023-2028	County Government of Migori
Bulldozer, Grader and Buckhoe and Dumptrack at Kehancha Municipality	Igena	Purchase	COG/GOK/Development partners	2023-2028	
purchase of land for kehancha chini market	Kehancha	purchase of land for kehancha chini marketKehancha	COG/GOK/Development partners	2023-2028	
purchase of land for Namba market	Bukira East	purchase of land for Namba market Bukira East			
purchase of land for Korosaro ECDE	Bukira East	purchase of land for Korosaro ECDE Bukira East			
purchase of land for St. Kizito Nyangoto dispensary		purchase of land for St. Kizito Nyangoto dispensary Bukira East			
purchase of land for TVET institution	Igena	purchase of land for TVET institution Igena			
purchase of land for cultural/recreational centre		purchase of land for cultural/recreational centre Taranganya			
purchase of land for Koros dispensary	Bukira East	purchase of land for Koros dispensary Bukira East			
purchase of land for a dumping site	Igena	purchase of land for a dumping site Igena			
purchase of land for Mogemuya ECDE centre		purchase of land for Mogemuya ECDE centre Bukira East			
purchase of land for Nyangoto ECDE centre	Bukira East	purchase of land for Nyangoto ECDE centre Bukira East			
Namba Market	Igena	Planning	COG/GOK/Development partners	2023-2028	
Kehancha Township	Igena	Planning (Review)	COG/GOK/Development partners	2023-2028	

**MAKERERO WARD**

Project name	Location	Description of Activities	Source of funding	Timeframe	Implementing Agency
Purchase Land For New Ecde Centers, Kohego Market, Bingutwi Polytechnic And Factory	Nyabikayse	Provision	COG/GOK/Development Partners	2023-2028	County Government Of Migori
Identification Of Demarkation Of Public Land	Nyangiti	Initiation	COG/GOK/Development Partners	2023-2028	
Market Planning	Nyangiti	Provision	COG/GOK/Development Partners	2023-2028	
Police Station	Nyametaburo	Construction and Establishment	COG/GOK/Development Partners	2023-2028	
Title Deeds	Nyametaburo	Provision	COG/GOK/Development Partners	2023-2028	
Reclaiming Of Tarangwiti Hill	Nyametaburo	Initiation	COG/GOK/Development Partners	2023-2028	
Purchase Of Stadium	Nyametaburo	Provision	COG/GOK/Development Partners	2023-2028	
Purchase Of Dumping Site	Nyametaburo	Provision	COG/GOK/Development Partners	2023-2028	
Purchase And Expansion Of Health Centre	Nyametaburo	Provision	COG/GOK/Development Partners	2023-2028	

Project name	Location	Description of Activities	Source of funding	Timeframe	Implementing Agency
Purchase of land		Purchase of Lands for construction of Bingwiti Polytechnic, Nyangiti Polytechnic, Nyaihungurumo Ecde(Stand alone) , Nyukubotete Ecde, Ken'gori Ecde, Robamura Ecde, Nyabiri Ecde, Kurunyarra Ecde, Nyaigena , Magiha, Kohego, Bokarankomo Ecde Identify and Fencing of Public land Acquisition of Land title deeds for all public Lands Reclaiming of Public Lands at Taragwiti Hills ,Kugichirati ,Bogere,Renganga, Sorore			

#### BUKIRA CENTRAL WARD

Project name	Location/sub location	Description of Activities	Source of funding	Timeframe	Implementing Agency
Government land	Bukira north	Marking of government land and utilization	COG/GOK/Development partners	2023-2028	County Government of Migori
Lands	Wardwide	Purchase of land for ECD centres Purchase of land for dumping site Bukira Cental	COG/GOK/Development partners	2023-2028	
Public land	Bukira central	Identification and fencing of public land	COG/GOK/Development partners	2023-2028	
Title deeds	Bukira central , All Schools, Dispensaries,Gwikonge Chiefs Camp,Public Lands	Issuance of title deeds Assisting the locals	COG/GOK/Development partners	2023-2028	

#### NYAMOSENSE KOMOSOKO WARD

Project name	Location/sub location	Description of Activities	Source of funding	Timeframe	Implementing Agency
Public Lands	Nyamosense Komosoko	Identification	COG/GOK/Development partners	2022-2028	County Government of Migori
Fencing of Public lands	Nyamosense Komosoko	Fencing	COG/GOK/Development partners	2022-2028	
Dam Site	Nyabohanse/Mtemorabu/Nyamosense	Puechase of land	COG/GOK/Development partners	2022-2028	
Land	Ntabura/Getongoruma/Komakara	Purchase of land for ECD	COG/GOK/Development partners	2022-2028	
Reclaiming of public land and planning of markets	Nyamosense Komosoko	Physical planning	COG/GOK/Development partners	2022-2028	

#### KURIA EAST SUB COUNTY

##### NTIMARU WEST

Project name	Location/Sub-location	Description of Activities	Source of funding	Timeframe	Implementing Agency
Identification, Mapping & Fencing Public Lands	Ward wide	Mapping, Fencing	COG/GOK/Development partners	2023-2028	County Government of Migori
Planning Of Ntimaru Town	Bwirege Central	Planning	COG/GOK/Development partners	2023-2028	
Lands	Wardwide	Purchase of lands for Dispensaries, ECD centres. Juakali and Potatoe Industry	COG/GOK/Development partners	2023-2028	
Gwitembe Animal Auction Market	Gwitembe	Purchase of land	COG/GOK/Development partners	2023-2028	

##### NYABASI WEST WARD

Project name	Location/Sub-location	Description of Activities	Source of funding	Timeframe	Implementing Agency
Purchase of Kebarisia ECDE land, Remanyanki Market, Kendege Dispensary	Kebarisia	Acquisition	COG/GOK/Development partners	2023-2028	County Government of Migori

Project name	Location/Sub-location	Description of Activities	Source of funding	Timeframe	Implementing Agency
Maeta public land	Maeta	Demarcation Fencing	COG/GOK/Development partners	2023-2028	
Physical Planning of Markets	Senta, Kebaroti, Nyabikongori and Maeta		COG/GOK/Development partners	2023-2028	
Kendege area B. SGBV Resource centre land	Kendege area B.	Purchase of land for resource centre	COG/GOK/Development partners	2023-2028	
Purchase of Kemakoba market land	Kemakoba	Purchase of land for market	COG/GOK/Development partners	2023-2027	

**GOKEHARAKA WARD**

Project name	Location/Sub-location	Description of Activities	Source of funding	Timeframe	Implementing Agency
Public lands	Mamututu	Demarcation of land	COG/GOK/Development partners	2023-2028	County government of Migori
Market centres	Ward wide	Physical planning	COG/GOK/Development partners	2023-2028	
Title deeds	Ward wide	Issuing of title deeds to all public institutions	COG/GOK/Development partners	2023-2028	
Land Reclamation	Nyamekoma, Mahuntutu		COG/GOK/Development partners	2023-2028	
Makonge land	Makonge	Purchase for ECDE centre construction	COG/GOK/Development partners	2023-2028	

**NYABASI EAST WARD**

Project name	Location / Sub-Location	Description of Activities	Source of funding	Timeframe	Implementing Agency
Koromaguncha Polytechnic	Nyabasi North	Planning	COG/GOK/Development partners	2023-2028	County Government of Migori
Sakuri	Nyabasi East	Planning	COG/GOK/Development partners	2023-2028	
Nyamagenga Market	Nyabasi East	Planning	COG/GOK/Development partners	2023-2028	
Kwiriba and Getongoroma Centers	Nguruna	Planning	COG/GOK/Development partners	2023-2028	
Kwigena Market, Getongoroma mark, Nyamangongwi Market and Dispensary, Nyamanche Dispensary, Ngosero ECD	Kwigwna	Purchase of land			
Kegonga Bus Park	Nyabasi Central	Planning	COG/GOK/Development partners	2023-2028	
Cattle Auction	Nyabasi Central	Planning	COG/GOK/Development partners	2023-2028	

**NTIMARU EAST WARD**

Project name	Location/Sub-location	Description of Activities	Source of funding	Timeframe	Implementing Agency
Public land protection	Ntimaru East WardN	Identification, mapping and fencing	COG/GOK/Development partners	2023-2028	County Government of Migori
Sagati ECDE	Sagati	Purchase of land	COG/GOK/Development partners	2023-2028	
Giririan ECDE	Giririani	Purchase of land	COG/GOK/Development partners	2023-2028	
Minyere Dam	Minyere	Purchase of land	COG/GOK/Development partners	2023-2028	
Livestock Auction Ring	Wangirabose	Purchase of land	COG/GOK/Development partners	2023-2028	
Taragai Market	Taragai	Purchase of land	COG/GOK/Development partners	2023-2028	
Wangirabose Sports ground	Wangirabose	Purchase of land	COG/GOK/Development partners	2023-2028	
Survey and planning of Itongo market	Itongo	Survey and Planning	COG/GOK/Development partners	2023-2028	
Departmental houses	Itongo	Construction	COG/GOK/Development partners	2023-2028	

Project name	Location/Sub-location	Description of Activities	Source of funding	Timeframe	Implementing Agency
Land for Giririan ECDE Class	Giririani	Purchase of land	COG/GOK/Development partners	2023-2028	
Land for taragai Market	Taragai	Purchase of land	COG/GOK/Development partners	2023-2028	
Land for Taragai Market	Taragai	Purchase	COG/GOK/Development partners	2023-2028	
Land for Minyore Market	Minyore	Purchase	COG/GOK/Development partners	2023-2028	
Public housing	Wangirabose	Purchase	COG/GOK/Development partners	2023-2028	
Dumping Sites	Ward-wide	Provision	COG/GOK/Development partners	2023-2028	

## SUNA WEST SUB COUNTY

### RAGANA-ORUBA WARD

Project name	Location/Sub-location	Description of Activities	Source of funding	Timeframe	Implementing Agency
Land for banking	Oruba	Allocation of land for projects	COG/GOK/Development partners	2023-2028	County Government of Migori
Affordable housing	Oruba	Land allocation and construction	COG/GOK/Development partners	2023-2028	
Land for social hall	Suna-Ragana	Purchase/Titling of land	COG/GOK/Development partners	2023-2028	
Land for Wuoth Ogik dispensary	Suna-Ragana	Purchase and construction	COG/GOK/Development partners	2023-2028	
Land for Nyaganoa Dispensary	Suna-Ragana	Purchase and construction	COG/GOK/Development partners	2023-2028	
Land for Industrial park	Suna-Ragana	Purchase and construction	COG/GOK/Development partners	2023-2028	

### WASIMBETE WARD

Project name	Location/ Sub-location	Description of Activities	Source of funding	Timeframe	Implementing Agency
Titling of public land	Nyamaraga school, Ore dispensary, Masaria, Arombe Market, Piny Oyie, Piny Oyie Police Station, Masaria Dispensary, St. Peters Primary School, Machicha Primary School, Barasengo Dispensary, Kopanga Dispensary.	Issuance of title deeds	COG/GOK/Development partners	2023-2028	County Government of Migori
Physical planning of markets	Piny Oyie, Manyera, Buembu and Masaria	Physical planning	COG/GOK/Development partners	2023-2028	
Giribe nursery land and Manyera, Piny oyie, Masaria dispensaries	Wasimbete	Reclaiming	COG/GOK/Development partners	2023-2028	
Land for cattle auction	Pinyoyie, Buembu, Masaria and Giribe	provision	COG/GOK/Development partners	2023-2028	

### WASWETA II WARD

Project Name	Location / Sub-Location	Description of Activities	Source of funding	Timeframe	Implementing Agency
Magoto, Lela, Kibumburia, Nairobi Ndogo, Nyamilu Markets	Wasweta 2	Planning	COG/GOK/Development partners	2023-2028	County Government of Migori
Kababu Polytechnic	Sagero	Expansion	COG/GOK/Development partners	2023-2028	
Piny Owacho Kababu	Sagero	Registration and Survey	COG/GOK/Development partners	2023-2028	
Fencing	Nyamome	Errection of fence and Gate at Cattle auction centre	COG/GOK/Development partners	2023-2028	
Recruitment of Village Administrators	Nyamange	Staffing	COG/GOK/Development partners	2023-2028	
Boda Boda Shades	Wardwide	Provision	COG/GOK/Development partners	2023-2028	
Tourism Centre	Nyamome	Construction and Equiping	COG/GOK/Development partners	2023-2028	

**WIGA WARD**

Project Name	Location/sub location	Description of Activities	Source of funding	Timeframe	Implementing Agency
Purchase of toilet land	masara	Purchase of masara market toilet land	COG/GOK/Development partners	2023-2028	County Government of Migori
Bus park	masara	Purchase of bus park land	COG/GOK/Development partners	2023-2028	
Land purchase	Masara market	Purchase of land for establishment of market	COG/GOK/Development partners	2023-2028	
Land	Mbung ECD Kikonge B ECD Kbuon ECD Chamabure Dipensary Nyambeche Dispensary God Kweru Damsite	Purchase	COG/GOK/Development partners	2023-2028	
Damp site	Godkwer	Fencing	COG/GOK/Development partners	2023-2028	
Cassava industry	Suna raha	Establishment	COG/GOK/Development partners	2023-2028	
Fencing	Kokombe primary	Fencing	COG/GOK/Development partners	2023-2028	

**SUNA EAST SUB COUNTY**

**KWA WARD**

Project name	Location/Sub-location	Description of Activities	Source of funding	Timeframe	Implementing Agency
Title deeds	Ogwedhi and God Ngoche	Issuance	COG/GOK/Development partners	2023-2028	County Government of Migori
Market Planning	all the markets in the ward	Market planning at Ogwedhi	COG/GOK/Development partners	2023-2028	
Land	Kwa	Purchase of Land for football clubs in the ward Buy land for ECDE stand alone at Kauka, Mikira			
Government lands	Remo	Identify, survey and issue of Title deeds	COG/GOK/Development partners	2023-2028	
Survey all public lands within Suna-Rabuor-Kojea centre and kasigera centre	Onguo	Survey and issuance of title deeds	COG/GOK/Development partners	2023-2028	

**SUNA CENTRAL**

Project name	Location/Sub-location	Description of Activities	Source of funding	Timeframe	Implementing Agency
			COG/GOK/Development partners	2023-2028	County Government of Migori
Market Planning			COG/GOK/Development partners	2023-2028	
Land		Purchase of land for Stand alone ECD at Apida, Dispensary at Onyalo, Markets(Kawaa Junction, Mapera, Ochieng Orwa, Andingo Lichota)	COG/GOK/Development partners	2023-2028	
Government lands			COG/GOK/Development partners	2023-2028	
Survey and Physical Planning	Midoti and Mapera Markets	Survey and Physical Planning	COG/GOK/Development partners	2023-2028	

**KAKRAO WARD**

Project name	Location/Sub-location	Description of Activities	Source of funding	Timeframe	Implementing Agency
Public lands	Ward wide	Identification & registration of public lands for public use a Construction of houses for widows Ward Wide nd	COG/GOK/Development partners	2023-2028	County government of Migori

Project name	Location/Sub-location	Description of Activities	Source of funding	Timeframe	Implementing Agency
Purchase of land		Purchase of land for construction of ECDE centre Othaya and Buhani At Suna Otacho	COG/GOK/Development partners	2023-2028	
Land		Acquisition of title deed of Ugari Dispensary Suna North	COG/GOK/Development partners	2023-2028	
School fences	Ward wide	Fencing	COG/GOK/Development partners	2023-2028	
Houses for widows / widowers	Nyabisawa	Construction	COG/GOK/Development partners	2023-2028	

#### GOD JOPE WARD

Project Name	Location/sub location	Description of Activities	Source of funding	Timeframe	Implementing Agency
Public land	God jope	Identification of public land and fencing	COG/GOK/Development partners	2023-2028	County Government of Migori

#### NYATIKE SUB COUNTY

##### KALER WARD

Project name	Location/Sub-location	Description of Activities	Source of funding	Timeframe	Implementing Agency
Land demarcation	Kiasa	Demarcation	COG/GOK/Development partners	2023-2028	County Government of Migori
Nyamitha dispensary	Kiasa, Nyamace and Keya Dispensaries Kanga Oditi Market	Purchase of land for dispensary and Markets	COG/GOK/Development partners	2023-2028	
Ochuna dispensary	Kiasa	Purchase of land for dispensary	COG/GOK/Development partners	2023-2028	
Dunga dispensary	Olasi	Purchase of land for dispensary	COG/GOK/Development partners	2023-2028	
Olasi Sports Ground	Olasi	Purchase of land for Sports ground	COG/GOK/Development partners	2023-2028	

##### KANYASA WARD

Project name	Location/Sub-location	Description of Activities	Source of funding	Timeframe	Implementing Agency
Land and Trading centres	East Karungu	Demarcation of land & Purchase Demarcation and purchase of land for KMTCC Riat Demarcation of land Aoera Chuodhob, Obuare, Ndegi	COG/GOK/Development partners	2023-2028	County government of Migori

##### MACALDER / KANYARWANDA WARD

Project name	Location / Sub-Location	Description of Activities	Source of funding	Timeframe	Implementing Agency
Wangelongo Market	West Kanyarwanda	Planning	COG/GOK/Development partners	2023-2028	County Government of Migori
Wath Onger Market	West Kanyarwanda	Planning	COG/GOK/Development partners	2023-2028	
Nyatike	Mikei / Kalangi	Planning (Review)	COG/GOK/Development partners	2023-2028	
Kombato Dispensary	Owich	Expansion	COG/GOK/Development partners	2023-2028	
Got Orango Dispensary	Got Orango	Expansion	COG/GOK/Development partners	2023-2028	
Got Orango Market	Got Orango	Planning	COG/GOK/Development partners	2023-2028	

##### MUHURU WARD

Project name	Location/Sub-location	Description of Activities	Source of funding	Timeframe	Implementing Agency
Kikongo Town	Central	Upgrading Kikongo Centre To Town Status	COG/GOK/Development Partners	2023-2028	County Government Of Migori

Project name	Location/Sub-location	Description of Activities	Source of funding	Timeframe	Implementing Agency
Kikongo Sewage System	Central	Provision	COG/GOK/Development Partners	2023-2028	
Re Routing Of River Tito	South East	To Prevent Flooding	COG/GOK/Development Partners	2023-2028	
Title Deeds	Muhuru	Physical planning of the markets in the ward Provision of title deeds across the ward"	COG/GOK/Development Partners	2023-2028	
Re-Freshing The Land Issues	South East	Implementation	COG/GOK/Development Partners	2023-2028	

#### GOT KACHOLA WARD

Project name	Location/Sub-location	Description of Activities	Source of funding	Timeframe	Implementing Agency
Title deeds	aneko	distribution	COG/GOK/Development partners	2022-2027	County Government of Migori
Aneko center and aneko beach	aneko	Planning	COG/GOK/Development Partners	2023-2028	
Affordable housing units	Amoyo central	Construction	COG/GOK/Development Partners	2023-2028	

#### KACHIENG WARD

Project name	Location/Sub-location	Description of Activities	Source of funding	Timeframe	Implementing Agency
Sori town physical planning	Sori Ward	Planning and town status identity	COG/GOK/Development partners	2023-2028	County Government of Migori
Affordable Housing	Within the town at Sori sub	Construction and enhancing to all	COG/GOK/Development partners	2023-2028	
Expansion of Sori Market	Sori Ward	Upgrading and expansion	COG/GOK/Development partners	2023-2028	

#### NORTH KADEM WARD

Project name	Location/Sub-location	Description of Activities	Source of funding	Timeframe	Implementing Agency
Adjudication for Aganga and TUK Village	Bala Central	Commissioning	COG/GOK/Development partners	2023-2028	County Government of Migori
Adjudication for Oganga & Tuk Village	Bala Central	Adjudication	COG/GOK/Development partners	2023-2028	
Title Deeds	Bala Central	Issuance	COG/GOK/Development partners	2023-2028	
Plots Allocation & Review	North Kadem	Plots Allocation Purchase of land for construction Nduruma Market Demarcation Nyakwere Marketand	COG/GOK/Development partners	2023-2028	
Odiyo trading Centre	N/E Kadem	Establishment	COG/GOK/Development partners	2023-2028	

#### RONGO SUB COUNTY

##### EAST KAMAGAMBO WARD

Project name	Location	Description of Activities	Source of funding	Timeframe	Implementing Agency
Expansion For Kochola and Kangeso Dispensary	Kongudi and Kangeso	Purchase Of Land For Expansion Of The Facility	COG/GOK/Development Partners	2023-2028	County Government Of Migori
Staff Houses	Kongudi	Construction Of Staff Houses At Kochola Dispensary	COG/GOK/Development Partners	2023-2028	



**SOUTH KAMAGAMBO WARD**

Project name	Location	Description of Activities	Source of funding	Timeframe	Implementing Agency
Housing program	South kamagambo	Provision	COG/GOK/Development Partners	2023-2028	County Government Of Migori
Redesign of towns	Kitere and chamgiwadu	Designing towns	COG/GOK/Development Partners	2023-2028	
Land reclamation	Dago Kodula Kanyimach, kondoro, kamwai, arundo, oyora market, nyaondo chief camp, kawao market, ose juala, ochele, chamgiwadu, kodula, Rakwaro, Orembe, Tono Market.	Reclamation of land	COG/GOK/Development Partners	2023-2028	

**NORTH KAMAGAMBO WARD**

Project name	Locations/sub location	Description of Activities	Source of funding	Timeframe	Implementing Agency
Public Lands	Kokelo ofuanga, Pundo, Kombai, Kogutu Odongo	Survey, mapping of public lands	COG/GOK/Development Partners	2023-2028	County Government Of Migori
Public land	koluoch	Demarcation	COG/GOK/Development Partners	2023-2028	
Houses for elderly	N/kamagambo	Costruction	COG/GOK/Development Partners	2023-2028	
All centers	N/kamagambo	Spatial planning	COG/GOK/Development Partners	2023-2028	
Houses for the elderly all centers	N/kamagambo	Construction	COG/GOK/Development Partners	2023-2028	
Sp lands(ndek boti)	N/kamagambo	Fencing and designation	COG/GOK/Development Partners	2023-2028	
Public land(koniala)	N/kamagambo	Utilized by the government	COG/GOK/Development Partners	2023-2028	
Koniala ndek botim	N/kamagambo	Physical planning	COG/GOK/Development Partners	2023-2028	
Special land kandiga	N/sakwa	Physical planning	COG/GOK/Development Partners	2023-2028	
Kobado market	S/kamwango	Proposed	COG/GOK/Development Partners	2023-2028	
Title Deeds	All dispensaries and schools	Issuancesurvey, registration, mapping, titling of land Kokelo Fwanga, Koguta Odongo, Punda Kombai	COG/GOK/Development partners	2023-2028	
Physical Planning and Fencing	All public lands	Provision	COG/GOK/Development partners	2023-2028	
Onyiero market	S/kamwango		COG/GOK/Development Partners	2023-2028	
Pundo koloo	S/kamwango	Housing	COG/GOK/Development Partners	2023-2028	

**CENTRAL KAMAGAMBO**

Project name	Location /sub-location	Description of Activities	Source of funding	Timeframe	Implementing Agency
Affordable housing	Township	Provision	COG/GOK/Development partners	2023-2028	County Government of Migori
Low cost of housing	Rongo municipality	Provision	COG/GOK/Development partners	2023-2028	
Social halls	Rongo municipal	Construction	COG/GOK/Development partners	2023-2028	
Government grabbed land	Kodero obara	Repossession	COG/GOK/Development partners	2023-2028	
Public Cemetery	Rongo municipality	Purchase of land	COG/GOK/Development partners	2023-2028	
Recreational centers	Rongo municipality	Construction	COG/GOK/Development partners	2023-2028	
Public park	Kanyingombe	Purchase of land	COG/GOK/Development partners	2023-2028	

Project name	Location /sub-location	Description of Activities	Source of funding	Timeframe	Implementing Agency
Land	Central	Purchase of land for Bungu ECD			
Clean energy center at juakali	Township	Establishment	COG/GOK/Development partners	2023-2028	

## AWENDO SUB COUNTY

### CENTRAL SAKWA WARD

Project name	Location/Sub-location	Description of Activities	Source of funding	Timeframe	Implementing Agency
Resource centre	Kanyagwala Sub-location at Ogango and Kogunyio	Utility of public land for constructions	COG/GOK/Development partners	2023-2028	County Government of Migori
Sewarage system	South Kombok Sub-location at Awendo town area	Design and establishment	COG/GOK/Development partners	2023-2028	
Tittle deeds	South Kombok Sub-location at Awendo town area	Replacing plot cards with leasehold tittle deeds for plot owners	COG/GOK/Development partners	2023-2028	
Road Network Design	South Kombok Sub-location at Awendo town area i.e Adel road		COG/GOK/Development partners	2023-2028	
Deslumming and upgrade	South Kombok Sub-location at Jiwдени and Athiko in Awendo town area	Upgrading of slums	COG/GOK/Development partners	2023-2028	

### NORTH SAKWA WARD

Project name	Location/Sub-location	Description of Activities	Source of funding	Timeframe	Implementing Agency
Title deeds	Ward wide	Issuing of title deeds to land owners	COG/GOK/Development partners	2023-2028	County government of Migori
Fencing	Ward wide	Fencing of public lands	COG/GOK/Development partners	2023-2028	
Public lands	Ward wide	Identification & registration of public lands for public use	COG/GOK/Development partners	2023-2028	
dispensary	Nyang'aya	Purchase of land for construction of dispensary	COG/GOK/Development partners	2023-2028	
Market and Dump site	North Sakwa	Purchase of land for construction of market Lwala Purchase of land for dumpsite Ranen	COG/GOK/Development partners	2023-2028	

### SOUTH SAKWA WARD

Project name	Location/Sub-location	Description of Activities	Source of funding	Timeframe	Implementing Agency
Nyuasori V.T.C	Waware	Survey and fencing needed	COG/GOK/Development partners	2023-2028	County Government of Migori
Sare category	Waware	Survey and fencing	COG/GOK/Development partners	2023-2028	
Rinya market	Waware	Survey and fencing	COG/GOK/Development partners	2023-2028	
koyayo	Waware	Land acquisition	COG/GOK/Development partners	2023-2028	
Demarcation of public lands at	Rinya, manyuanda, rabuor, angaga, cattle market, mulo trading center, koporo Nyasori VTC Manyuanda Nursery and Manyuanda forest Sare Rinya market Rinya chiefs camp Angaga cattle market Mulo market	Demarcation and fencing	COG/GOK/Development partners	2023-2028	
Title deeds	South sakwa	distribution	COG/GOK/Development partners	2023-2028	

**WEST SAKWA WARD**

Project name	Location/Sub-location	Description of Activities	Source of funding	Timeframe	Implementing Agency
Physical planning for markets	Kamresi	Markets planning	COG/GOK/Development partners	2023-2028	County Government of Migori
Land Acquisition for Nyatambe market	Rabondo	Land acquisition next to Nyatambe market to expand the market	COG/GOK/Development partners	2023-2028	
Land Survey	Rabondo	Land Survey at kwe market	COG/GOK/Development partners	2023-2028	
Fencing	South Kanyamgony	Fencing of all Public land	COG/GOK/Development partners	2023-2028	

**URIRI SUB COUNTY**

**NORTH KANYAMKAGO WARD**

Project name	Location/Sub-location	Description of Activities	Source of funding	Timeframe	Implementing Agency
Title deeds in all wards	Ward Wide	distribution	COG/GOK/Development partners	2023-2028	County Government of Migori
Oria market	Kamgundho11	Survey and planning	COG/GOK/Development partners	2023-2028	
Okumbo center		Survey and fencing	COG/GOK/Development partners	2023-2028	
Nyamasare center	kamgundho	Proper planning	COG/GOK/Development partners	2023-2028	
Oria brige and kagaga	kamgundho	Proper survey	COG/GOK/Development partners	2023-2028	
Land survey at	Kokello center, alara dispensary,alila dam,wapongo center,kuna girls sec,rapogi agricultural land,koduogo,ayego,othoro,mori, kambuji, oria	Survey Issuance of title deeds to public land Survey, planning and fencing of all public land	COG/GOK/Development partners	2023-2028	

**SOUTH KANYAMKAGO WARD**

Project name	Location/Sub-location	Description of Activities	Source of funding	Timeframe	Implementing Agency
Title deeds	Ward wide	Issuing of title deeds to l& owners	COG/GOK/Development partners	2023-2028	County government of Migori
Allotment	Ward wide	Issuing of allotment cards to plot owners	COG/GOK/Development partners	2023-2028	
Staff houses Dispensary	Bware	Construction of staff houses	COG/GOK/Development partners	2023-2028	
Farm Markets	Achuth, Soweto & Oyani	Physical planning of the markets	COG/GOK/Development partners	2023-2028	
Reposed land	Lwala	Fencing of public reposed lands	COG/GOK/Development partners	2023-2028	
Mukuyu & Alliance one lands	Makuyu	Transferring	COG/GOK/Development partners	2023-2028	

**CENTRAL KANYAMKAGO WARD**

Project name	Location/Sub-location	Description of Activities	Source of funding	Timeframe	Implementing Agency
Affordable Housing	Kawere II B Sub-locatio and Uriri town	Construction	COG/GOK/Development partners	2023-2028	County Government of Migori
Fencing public lands	Central Kawere Sub-location	Fencing	COG/GOK/Development partners	2023-2028	
Fencing public lands	Wardwide	Fencing			
Title Deeds	Wardwide	Issuance	COG/GOK/Development partners	2023-2028	
Public Land Utilisation at Masaaa, Nyabera, Andingo, Konimbo and Maram Komoyo	Nyaobe Sub-location	Utilisation	COG/GOK/Development partners	2023-2028	
Physical planning at Shillingi	West Kawere Sub-location	Planning	COG/GOK/Development partners	2023-2028	

**WEST KANYAMKAGO WARD**

Project name	Location/Sub-location	Description of Activities	Source of funding	Timeframe	Implementing Agency
Demarcation of Lands	Kajulu I	Demarcation of shopping Centres Nyamaga dispensary	COG/GOK/Development partners	2022-2028	County Government of Migori
Title deeds	Kajulu I	Issuance of title deeds to schools, shopping centres	COG/GOK/Development partners	2022-2028	
Sibuoche cattle ring Fencing	Kajulu I	Fencing of sibuoche cattle ring	COG/GOK/Development partners	2022-2028	
Land issues at Kajulu II sub location	Kajulu II	Addressing land issues at midida dispensary (ward wing)	COG/GOK/Development partners	2022-2028	

**7.2.6 ENVIRONMENT AND DISASTER MANAGEMENT**

**KURIA WEST SUB COUNTY**

**TAGARE WARD**

Project name	Location/Sub-location	Description of Activities	Source of funding	Timeframe	Implementing Agency
Nyankore market, Mabera town	Nyankore and Mabera	Beautification of market	COG/GOK/Development partners	2023-2028	County Government of Migori
Tree Planting	Ward wide	To all public lands and public facilities	COG/GOK/Development partners	2023-2028	
Control of soil erosion	Ward wide	Building of gabions and planting cover crops	COG/GOK/Development partners	2023-2028	
Giosarange and Genkomogo River	Giosarange and Genkomogo	Conservation	COG/GOK/Development partners	2023-2028	
Tree Nursery	Ward wide	Provision	COG/GOK/Development partners	2023-2028	
Climate change	Ward wide	Training	COG/GOK/Development partners	2023-2028	
Thunderstorm arrestors	Ward wide	Installation in schools, hospitals and public offices	COG/GOK/Development partners	2023-2028	
Waste management	All markets	Collection of waste	COG/GOK/Development partners	2023-2028	
Water drainage	Ward wide	Opening of water drainage	COG/GOK/Development partners	2023-2028	

**ISEBANIA WARD**

Project name	Location/Sub-location	Description of Activities	Source of funding	Timeframe	Implementing Agency
Tree seedlings	Isebania	Provision of seedlings	COG/GOK/Development partners	2023-2028	County Government of Migori
Skips and Tractor	Isebania	Provision	COG/GOK/Development partners	2023-2028	
Sewerage system	Isebania	Construction of sewerage system	COG/GOK/Development partners	2023-2028	

**MASABA WARD**

Project name	Location/ Sub-location	Description of Activities	Source of funding	Timeframe	Implementing Agency
Tree planting in all public institutions	Masaba ,Kombe,Sagegi	Provision of seedlings	COG/GOK/Development partners	2023-2028	County Government of Migori
Grafted seeds	Masaba	Supply	COG/GOK/Development partners	2023-2028	
Disaster management empowerment	Masaba	Empowerment	COG/GOK/Development partners	2023-2028	
Garbage skip	Kurutiyange ,Masaba	Provision	COG/GOK/Development partners	2023-2028	
Designated garbage centers	Masaba Masaba, Getonganya, Kurutiyange	Allocation Masaba, Getonganya, Kurutiyange	COG/GOK/Development partners	2023-2028	

Project name	Location/ Sub-location	Description of Activities	Source of funding	Timeframe	Implementing Agency
Mining sites	Ntiyange,Masaba, Kurutiyange	Leveling sites	COG/GOK/Development partners	2023-2028	
Fire station	Masaba	Construction and equipping	COG/GOK/Development partners	2023-2028	
Environment policies	Bugumbe noth	Enactment	COG/GOK/Development partners	2023-2028	
Garbage skips	Masaba	provision	COG/GOK/Development partners		
Water tanks	Masaba	Installation	COG/GOK/Development partners	2023-2028	
Monitoring and evaluation of mining activities	Kurutiyange	Evaluate and monitor mining activities	COG/GOK/Development partners	2023-2028	
Solar panels	Masaba	provision	COG/GOK/Development partners	2023-2028	
Mining and leaching activities	Kurutiyange	Advocacy, rehabilitation of mining areas, forests and water conservation	COG/GOK/Development partners	2023-2028	
Mining tools	Masaba	Provision	COG/GOK/Development partners	2023-2028	

**BUKIRA EAST WARD**

Project Name	Location / Sub-Location	Description of Activities	Source of funding	Timeframe	Implementing Agency
Sewer Line	Igena	Provision	COG/GOK/Development partners	2023-2028	County Government of Migori
Sewage Site	Igena	Provision of Land	COG/GOK/Development partners	2023-2028	
Dumping Site	Igena	Provision of Land	COG/GOK/Development partners	2023-2028	
Waste Management Services	Igena	Provision	COG/GOK/Development partners	2023-2028	
Incinerator	Igena	Provision	COG/GOK/Development partners	2023-2028	
Fire Engine	Igena	Provision	COG/GOK/Development partners	2023-2028	
Safety Gear and PPEs for Miners	Igena	Provision	COG/GOK/Development partners	2023-2028	
Tree Nursery	Nyatechi	Establishment	COG/GOK/Development partners	2023-2028	
Tree seedlings	Wardwide	Provision	COG/GOK/Development partners	2023-2028	

**MAKERERO WARD**

Project name	Location	Description of Activities	Source of funding	Timeframe	Implementing Agency
Garbage Collection and provision of Skips to all markets in the ward	Wardwide	Provision	COG/GOK/Development Partners	2023-2028	County Government Of Migori
Tree Planting	Wardwide	Initiation and provision of seedlings and water pump machines	COG/GOK/Development Partners	2023-2028	
Establishment Of Tree Nursey	Nyangiti, Nyametaburo, Sorore Mosebe, Nyasese, Keburui, Bingutwi, Sori Simba and Kengori	Initiation	COG/GOK/Development Partners	2023-2028	
Disaster Training	wardwide	Youths T Be Trained	COG/GOK/Development Partners	2023-2028	
Fire Extinguishers	wardwide	Equiping Facilities	COG/GOK/Development Partners	2023-2028	
Relief Food	wardwide		COG/GOK/Development Partners	2023-2028	

**BUKIRA CENTRAL WARD**

Project Name	Location/sub location	Description of Activities	Source of funding	Timeframe	Implementing Agency
Tree seedlings	Bukira north , all public schools within bukira central and all dispensary	Provision of seedlings	COG/GOK/Development partners	2023-2028	County Government of Migori
Fire responses	Bukira north		COG/GOK/Development partners	2023-2028	
Dumping site of garbage	Bukira central		COG/GOK/Development partners	2023-2028	

**NYAMOSENSE/ KOMOSOKO**

Project name	Location	Description of Activities	Source of funding	Timeframe	Implementing Agency
Garbage Collection	Wardwide	Provision	COG/GOK/Development Partners	2023-2028	County Government Of Migori
Skips	Wardwide	Supply	COG/GOK/Development Partners	2023-2028	
Tee Planting	Wardwide	Initiation	COG/GOK/Development Partners	2023-2028	
Establishment Of Tree Nursey	Wardwide	Initiation	COG/GOK/Development Partners	2023-2028	
Garbage Collection	Wardwide	Purchase Dustpit Containers	COG/GOK/Development Partners	2023-2028	
Disaster Training	Wardwide	Youths T Be Trained	COG/GOK/Development Partners	2023-2028	
Fire Extinguishers	Wardwide	Equiping Facilities	COG/GOK/Development Partners	2023-2028	
Tree Planting And Nursary	Wardwide	To Be Implemented	COG/GOK/Development Partners	2023-2028	
Relief Food	Wardwide		COG/GOK/Development Partners	2023-2028	

**KURIA EAST SUB COUNTY**

**NTIMARU WEST WARD**

Project name	Location/Sub-location	Description of Activities	Source of funding	Timeframe	Implementing Agency
Disaster kitty	Ward wide	Establish Fund	COG/GOK/Development partners	2023-2028	County Government of Migori
Funding the prevention of land slide	Igenaitambe & Busike	Establish Fund	COG/GOK/Development partners	2023-2028	
Establish tree nurseries	Designated Damp Areas	Establish Fund	COG/GOK/Development partners	2023-2028	
Afforestation & conservation of Makarangwe forest	Bwirege West	Tree Planting , Fencing	COG/GOK/Development partners	2023-2028	
Solid waste damping site	Ward wide	Locate	COG/GOK/Development partners	2023-2028	
Conservation & protection of water catchment areas (Gitungi factory)	Gitungi Factory	Planting Trees	COG/GOK/Development partners	2023-2028	
Tree seedlings	Gibomwe and Gwitembe	Provision	COG/GOK/Development partners	2023-2028	
Tree nursery	Gibomwe and Gwitembe	Establishment	COG/GOK/Development partners	2023-2028	

**NYABASI WEST WARD**

Project name	Location/Sub-location	Description of Activities	Source of funding	Timeframe	Implementing Agency
Dumping site	Maeta, Senta	Construction of dumping site	COG/GOK/Development partners	2023-2028	County Government of Migori
Sanitation of all markets	Ward-wide	Cleaning of all markets	COG/GOK/Development partners	2023-2028	
Agroforestry	Ward-wide	Planting of trees	COG/GOK/Development partners	2023-2028	

**GOKEHARAKA WARD**

Project name	Location/Sub-location	Description of Activities	Source of funding	Timeframe	Implementing Agency
S& harvesting policy ward wide	Ward wide	Implementation & controlling	COG/GOK/Development partners	2023-2028	County government of Migori
Golchock hill & along public roads	Gokeharaka	Tree plantation	COG/GOK/Development partners	2023-2028	
Getambwega forest	Getambwega	Conservation Establish a tree nursery	COG/GOK/Development partners	2023-2028	
Bridge	Mogoyega	Construction	COG/GOK/Development partners	2023-2028	
Dump site	Masangora	Construction	COG/GOK/Development partners	2023-2028	

**NYABASI EAST WARD**

Project Name	Location / Sub-Location	Description of Activities	Source of funding	Timeframe	Implementing Agency
Tree Seedlings	Nyabasi North	Provision	COG/GOK/Development partners	2023-2028	County Government of Migori
Tree Seedlings	Nyabasi East	Provision	COG/GOK/Development partners	2023-2028	
Fire Extinguishers for Hospitals, Schools and Market Centers	Nyabasi East	Provision	COG/GOK/Development partners	2023-2028	
Dumping Sites at Kwiriba and Getongoroma	Nguruna	Provision of Land	COG/GOK/Development partners	2023-2028	
Fire Extinguishers for Hospitals, Schools and Market Centers	Nyabasi Central	Provision	COG/GOK/Development partners	2023-2028	
Tree Seedlings	Nyabasi Central	Provision	COG/GOK/Development partners	2023-2028	
Dumping Site	Nyabasi Central	Provision of Land	COG/GOK/Development partners	2023-2028	
Sewer System	Nyabasi Central	Construction	COG/GOK/Development partners	2023-2028	
Tree nursery	Nyambeho	Establishment	COG/GOK/Development partners	2023-2028	

**NTIMARU EAST WARD**

Project Name	Location/Sub-location	Description of Activities	Source of funding	Timeframe	Implementing Agency
Tree Nursery Wangirabose	Wardwide	Establishment	COG/GOK/Development partners	2023-2028	County Government of Migori
Tree planting	Wardwide	Provision	COG/GOK/Development partners	2023-2028	County Government of Migori
Waste dump site	Wardwide	Establishment	COG/GOK/Development partners	2023-2028	County Government of Migori

**SUNA WEST SUB COUNTY**

**RAGANA-ORUBA WARD**

Project name	Location/Sub-location	Description of Activities	Source of funding	Timeframe	Implementing Agency
Firefighting stations	Suna-Ragana	Construction of firefighting stations	COG/GOK/Development partners	2023-2028	County Government of Migori
Slam Relief Food	Wardwide	Provision	COG/GOK/Development partners	2023-2028	
Tree nursery	Suna-Ragana	Provision of seedlings for tree nursery	COG/GOK/Development partners	2023-2028	
Waste bins	Oruba	Installation of waste bins besides roads	COG/GOK/Development partners	2023-2028	

**WASIMBETE WARD**

Project name	Location/ Sub-location	Description of Activities	Source of funding	Timeframe	Implementing Agency
Skips	Manyera	provision	COG/GOK/Development partners	2023-2028	County Government of Migori
Loader for solid waste	Wardwide	purchasing	COG/GOK/Development partners	2023-2028	

Project name	Location/ Sub-location	Description of Activities	Source of funding	Timeframe	Implementing Agency
Market cleaners	Wardwide	Deploying	COG/GOK/Development partners	2023-2028	
Tree nursery	Wardwide	Establishment	COG/GOK/Development partners	2023-2028	
Waste transfer station	Pinyoyie	Provide site	COG/GOK/Development partners	2023-2028	

#### WASWETA II WARD

Project Name	Location / Sub-Location	Description of Activities	Source of funding	Timeframe	Implementing Agency
Dumping Site	Wasweta 2	Provision of Land	COG/GOK/Development partners	2023-2028	County Government of Migori
Afforestation	Wasweta 2	Tree Planting and Provision of Seedlings	COG/GOK/Development partners	2023-2028	
Sand Harvesting	Wasweta 2	Fast tracking the Implementation of Sand Harvesting Act	COG/GOK/Development partners	2023-2028	
Gabbage Management	Wasweta 2	Provision of Services	COG/GOK/Development partners	2023-2028	
Gabbions	Wasweta 2	Construction	COG/GOK/Development partners	2023-2028	
Afforestation	Nyamilu	Tree Planting and Provision of Seedlings	COG/GOK/Development partners	2023-2028	

#### WIGA WARD

Project Name	Location/sub location	Description of Activities	Source of funding	Timeframe	Implementing Agency
Cleaning of hazardous at kikonge	Godkwer	Cleaning of hazardous places	COG/GOK/Development partners	2023-2028	County Government of Migori
Building of gabions	Sagenya valley ,suru mina valley		COG/GOK/Development partners	2023-2028	
Funds for disaster management	Suna racha	Allocation of funds for disaster	COG/GOK/Development partners	2023-2028	
Garbage station	Suna lower	Garbage transfer station	COG/GOK/Development partners	2023-2028	
PPEs to minors	Suna lower	Provision of PPEs minors and building	COG/GOK/Development partners	2023-2028	
Mining planning	Wiga ward	Planning for mining plants to designated sites and recycling of mining wastes	COG/GOK/Development partners	2023-2028	

#### SUNA EAST SUB COUNTY

##### KWA WARD

Project name	Location/Sub-location	Description of Activities	Source of funding	Timeframe	Implementing Agency
Tree planting	Kune, Kadiala, public schools and government	Establishing	COG/GOK/Development partners	2023-2028	County Government of Migori
Tree nursery	Rabuor (Kanyiko), Kojea, Wuoth Ogik and Nyatira, Kapaulo, Sigawa primary, God Ngoche primary and the chief's camp	Establishing	COG/GOK/Development partners	2023-2028	
Radienya primary swamp	Kwa	Rehabilitation	COG/GOK/Development partners	2023-2028	
Thidhna market and school	Kwa	Drainage system	COG/GOK/Development partners	2023-2028	
Kojwando	Remo	River Bank Protection	COG/GOK/Development partners	2023-2028	
Climate change capacity building	Remo		COG/GOK/Development partners	2023-2028	
Disaster committee	Ogwedhi/God Ngoche	Facilitation	COG/GOK/Development partners	2023-2028	
Sagegi A forest	Sagegi A	Forest management plan	COG/GOK/Development partners	2023-2028	
Stone crusher	Kwa Hills	Establishment	COG/GOK/Development partners	2023-2028	



**SUNA CENTRAL WARD**

Project name	Location/Sub-location	Description of Activities	Source of funding	Timeframe	Implementing Agency
Tree planting	Wardwide	Planting of trees in public institutions	COG/GOK/Development partners	2023-2028	County Government of Migori
Garbage collection	Wardwide	Distribution of garbage bins	COG/GOK/Development partners	2023-2028	
Drainage system	Migori municipality, Ochieng Orwa Primary	Construction	COG/GOK/Development partners	2023-2028	
Dumping site	Mapera	Allocation of dumping site	COG/GOK/Development partners	2023-2028	
Plastic waste recycling centers	Lichota	Establishment	COG/GOK/Development partners	2023-2028	

**KAKRAO WARD**

Project name	Location/Sub-location	Description of Activities	Source of funding	Timeframe	Implementing Agency
Mining areas and Tree Planting	Ward wide	Provision of water tanks, protective gear & mining machines	COG/GOK/Development partners	2023-2028	County government of Migori
Modern latrines & shades	Ward wide	Provision	COG/GOK/Development partners	2023-2028	
Ward disaster management program	Ward wide	Establishment	COG/GOK/Development partners	2023-2028	
School green program	Ward wide	Initiation e.g., tree planting & seedling production	COG/GOK/Development partners	2023-2028	

**GOD JOPE WARD**

Project Name	Location/sub location	Description of Activities	Source of funding	Timeframe	Implementing Agency
Garbage collection site	God jope center , kona kogwang, ayego market ,riat center , wasio ,oyuma	Installation of garbage collection site	COG/GOK/Development partners	2023-2028	County Government of Migori
Planting of tree-seedlings	All primary schools	Planting trees	COG/GOK/Development partners	2023-2028	
Fire-extinguisher	Osingo secondary school	Installation	COG/GOK/Development partners	2023-2028	
Water drainage	Pap ndege village	Rehabilitation	COG/GOK/Development partners	2023-2028	
Water bone toilet	Ayego Ayego,Riat,Oyuma,Andingo,Wasio,Yadhngima	Construction	COG/GOK/Development partners	2023-2028	

**NYATIKE SUB COUNTY**

**KACHIENG WARD**

Project name	Location/Sub-location	Description of Activities	Source of funding	Timeframe	Implementing Agency
Dumping site	Sori town	Facilitation of a site	COG/GOK/Development partners	2023-2028	County Government of Migori
Tree planting and tree nursery	Sori sub-location, Bongu sub-location, Gunga sub-location	Planting trees	COG/GOK/Development partners	2023-2028	
Disilting of trenches	Sori town Sori Sublocation	Removing wastes and blockages from trenches	COG/GOK/Development partners	2023-2028	
Garbage Bins	Sori Otati Oodi Okiro St.camillus"	Provision of Equipments	COG/GOK/Development partners	2023-2028	
Climate change (Drought)mitigation	Sori sub-location	Sensitization and cautioning the society on climate change and environmental improvements	COG/GOK/Development partners	2023-2028	
Quarry Control	Raga sub-location	Fencing and regulatory control of quarrying activities	COG/GOK/Development partners	2023-2028	

Project name	Location/Sub-location	Description of Activities	Source of funding	Timeframe	Implementing Agency
Fire Safety	Bongu sub-location	Provision of Fire control Equipment	COG/GOK/Development partners	2023-2028	
Rescue boat	Bongu sub-location	Supply of fishing safety gears and provision rescue boats	COG/GOK/Development partners	2023-2028	

**KALER WARD**

Project name	Location/Sub-location	Description of Activities	Source of funding	Timeframe	Implementing Agency
Relief food programme	Olasi, Kiasa	Provision of relief food	COG/GOK/Development partners	2023-2028	County Government of Migori
Tree seedlings	Olasi, Kiasa	Supply	COG/GOK/Development partners	2023-2028	

**KANYASA WARD**

Project name	Location/Sub-location	Description of Activities	Source of funding	Timeframe	Implementing Agency
God Keyo hill tree plantation	God Keyo, Wangaya, Omange, God Boya & Ungoe hills	Supply of tree seedlings favoring climate	COG/GOK/Development partners	2023-2028	County government of Migori
Quarry site	Ogue, Opija, Got Koure	Upgrading	COG/GOK/Development partners	2023-2028	
Tree seedlings	South East Karungu	Provision in all schools, churches & hospitals	COG/GOK/Development partners	2023-2028	
Tree nursery	East Karungu	Empowering CIG on establishment of tree nursery to curb erosion Provision of tree seedling to all schools, churches and Hospitals Planting of bamboo seedlings Kanyasa Ward Wide Erection of galleys	COG/GOK/Development partners	2023-2028	
Gullies	East Karungu	Erection	COG/GOK/Development partners	2023-2028	

**MACALDER / KANYARWANDA WARD**

Project Name	Location / Sub-Location	Description of Activities	Source of funding	Timeframe	Implementing Agency
Tree Seedlings	wardwide	Provision	COG/GOK/Development partners	2023-2028	County Government of Migori
Gabions at Miroche and Next To Ongoche Water Pump	South Kadem	Construction	COG/GOK/Development partners	2023-2028	
Tree Nursery Project	wardwide	Provision of Land	COG/GOK/Development partners	2023-2028	
Dumping Site	Macalder, Onger, Matanda	Provision of Land	COG/GOK/Development partners	2023-2028	
Afforestation	Wardwide	Planting of Trees on Designated Government Forest Lands, Institutions and Market Centres.  Planting of Bamboo Trees on Riparian Land	COG/GOK/Development partners	2023-2028	
Sand Harvesting	God Bondo	Fast tracking the Implementation of Sand Harvesting Act	COG/GOK/Development partners	2023-2028	
Gold Mining	Mikei / Kalangi	Rehabilitation of Old Mines	COG/GOK/Development partners	2023-2028	
Dumping Sites	Mikei / Kalangi	Provision of Land	COG/GOK/Development partners	2023-2028	
Afforestation	wardwide	Planting of Bamboo Trees on Riparian Lands  Planting of Trees on Designated Government Forest Lands, Institutions and Market Centres.	COG/GOK/Development partners	2023-2028	

Project Name	Location / Sub-Location	Description of Activities	Source of funding	Timeframe	Implementing Agency
Mining Safety Gear, PPEs and Modern Equipment	Mikei / Kalangi	Provision	COG/GOK/Development partners	2023-2028	
Forest Cover at Puche and Got Orango Hills	Got Orango	Establishment and rehabilitation programmes	COG/GOK/Development partners	2023-2028	

**MUHURU WARD**

Project name	Location/Sub-location	Description of Activities	Source of funding	Timeframe	Implementing Agency
Dumping Site	Central	Provision	COG/GOK/Development Partners	2023-2028	County Government Of Migori
Seedling	Central	Supply	COG/GOK/Development Partners	2023-2028	
Disaster Management Fund	Central	Provision	COG/GOK/Development Partners	2023-2028	
Waste Bins and Lightening Arrestors	Wardwide	Provision of waste bin in all the centres  Installation of lighting arrestors in all the public places	COG/GOK/Development Partners	2023-2028	
Support Of Flood Areas Like Obolo, Winjo, Ratieny	East Muhuru		COG/GOK/Development Partners	2023-2028	

**GOT KACHOLA WARD**

Project name	Location/Sub-location	Description of Activities	Source of funding	Timeframe	Implementing Agency
Waste disposal	West kadem	Disposal	COG/GOK/Development Partners	2023-2028	County Government of Migori
Trees plantation	West kadem, nyandago chief camp	Plantation	COG/GOK/Development Partners	2023-2028	
Relief food	West kadem	During disaster	COG/GOK/Development Partners	2023-2028	
Divers / Rescue officers along the Beaches	West kadem and Aneko	Provision	COG/GOK/Development Partners	2023-2028	
Flood awareness	Warwide		COG/GOK/Development Partners	2023-2028	
Life jacket	West kadem, Amoyo		COG/GOK/Development Partners	2023-2028	
Fire extinguisher	West kadem	Distribution	COG/GOK/Development Partners	2023-2028	
Engine boats	West kadem	Provision	COG/GOK/Development Partners	2023-2028	
Tree nursery	nyandago, wiyao, kanyandiko, amoyo, bande community	Supply of adapting seeds	COG/GOK/Development Partners	2023-2028	
Gabion	Kibuon, kogiso, abwao	Collection	COG/GOK/Development Partners	2023-2028	
Improved fruit varieties e.g mangoes, oranges, passion	Nyandago central	provision	COG/GOK/Development Partners	2023-2028	
Dykes at kobute	Aneko	construction	COG/GOK/Development Partners	2023-2028	
Nyasimbi and kuja flooding	Aneko		COG/GOK/Development Partners	2023-2028	
River kuja	Aneko	management	COG/GOK/Development Partners	2023-2028	
l. victoria	Aneko	management	COG/GOK/Development Partners	2023-2028	
Soil erosion management	Amoyo	Construction of gabions	COG/GOK/Development Partners	2023-2028	
Gabage Construction	Bande, Amoyo, Kibuon, Kogiso, Abwao and River Kuja	Contruction	COG/GOK/Development Partners	2023-2028	

**NORTH KADEM WARD**

Project name	Location/Sub-location	Description of Activities	Source of funding	Timeframe	Implementing Agency
Tree seedlings/Nursery	(Wardwide)	Provision of tree seedlings	COG/GOK/Development partners	2023-2028	County Government of Migori
Bamboo Forest	Wardwide	Tree Planting	COG/GOK/Development partners	2023-2028	
Drainage system	Wardwide	Drainage system within the irrigation scheme	COG/GOK/Development partners	2023-2028	
sand harvest	Wardwide	Formulation of sand harvest policy	COG/GOK/Development partners	2023-2028	
rescue center for Flood victims	Wardwide	Construction of rescue center during flood			
Dykes	Warwide	Construction and maintenance of dykes			
Protective Equipments for Nyatuwo gold artisans	Bala Central	Provision protective of equipments	COG/GOK/Development partners	2023-2028	
Nyamanda and Nyakune Hills	N/E Kadem	Tree planting	COG/GOK/Development partners	2023-2028	
Tree nurseries	N/E Kadem	Tree nurseries along river kuja	COG/GOK/Development partners	2023-2028	
Livestock management	N/E Kadem	Provision of hay	COG/GOK/Development partners	2023-2028	
Disaster management committee	N/E Kadem	Establishment of Disaster management committees	COG/GOK/Development partners	2023-2028	
Tree planting	Magugu Central	Planting of trees in Nalo Primary, Diruma primary, Churches, Ponds and Dispensary.	COG/GOK/Development partners	2023-2028	

**RONGO SUB COUNTY**

**EAST KAMAGAMBO WARD**

Project name	Location/Sub-location	Description of Activities	Source of funding	Timeframe	Implementing Agency
Gold Mining Facilities	West Kanyamamba	Construction Of Gold Mine Facilities	COG/GOK/Development Partners	2023-2028	County Government of Migori
Tree Planting	Wardwide	Provision	COG/GOK/Development partners	2023-2028	County Government of Migori

**SOUTH KAMAGAMBO WARD**

Project name	Location/Sub-location	Description of Activities	Source of funding	Timeframe	Implementing Agency
Provision of seedlings	Entire ward	Planting trees entire ward	COG/GOK/Development partners	2023-2028	County Government of Migori
DumpSite for Waste management	Kitere, Kogenya and chamgiwadu	Construction of dumpsite	COG/GOK/Development partners	2023-2028	
Control of Water pollution at nyaondo ,weighbridge	Kitere , toku,nyaondo weibridge	Controlling of water pollution	COG/GOK/Development partners	2023-2028	

**NORTH KAMAGAMBO WARD**

Project name	Location/Sub-location	Description of Activities	Source of funding	Timeframe	Implementing Agency
Mining Sites	Wardwide	Rehabilitation	COG/GOK/Development Partners	2023-2028	
River bank protection	River kira, ogwang, nyira nam,Riana, Lirari, Nyakuda, Oyombe and Ochol	Protection	COG/GOK/Development partners	2023-2028	County Government of Migori
Lightening Arestors and Fire eshtinguishers	All schools and Dispensaries	Provision and supply	COG/GOK/Development partners	2023-2028	County Government of Migori
Seedlings	Wardwide	Distributions	COG/GOK/Development partners	2023-2028	County Government of Migori
Waste Management and Disposal Programme	Wardwide	Establishment	COG/GOK/Development partners	2023-2028	County Government of Migori

*Migori County Integrated Development Plan (2023 – 2027)*

Ward Disaster Management	Wardwide	Establishment	COG/GOK/Development partners	2023-2028	County Government of Migori
--------------------------	----------	---------------	------------------------------	-----------	-----------------------------

**CENTRAL KAMAGAMBO WARD**

Project name	Location /sub-location	Description of Activities	Source of funding	Timeframe	Implementing Agency
Tree planting	Wardwide	Tree planting	COG/GOK/Development partners	2023-2028	County Government of Migori
Rongo Dumping site	Ward wide	Establishment	COG/GOK/Development partners	2023-2028	
Recycling industries	Ward wide	Establishment	COG/GOK/Development partners	2023-2028	
Climate sensitive tree nurseries	township	Establishment	COG/GOK/Development partners	2023-2028	
Sewarage System	Rongo Town	Construction	COG/GOK/Development Partners	2023-2028	
Annual Bi Annual cultural Tree planting day	township	Initiation	COG/GOK/Development partners	2023-2028	
Land	Central Kamagambo	Purchase of land and establishment of waste transfer station	COG/GOK/Development Partners	2023-2028	
Waste management	township	Purchase of three transfer stations for Waste Management at Rongo Market Proper disposal	COG/GOK/Development partners	2023-2028	

**AWENDO SUB COUNTY**

**CENTRAL SAKWA WARD**

Project name	Location/Sub-location	Description of Activities	Source of funding	Timeframe	Implementing Agency
Tree Planting	Wardwide	Beatification and Forestration	COG/GOK/Development partners	2023-2028	County Government of Migori
Security Response Centre	Awendo town in South Kombok Sub-location	Disaster management center's construction	COG/GOK/Development partners	2023-2028	
Town Beautification	Awndo town	Provision			
Dumping site	Awendo town in South Kombok Sub-location and Lianda Market and Provision of Dust Bin all markets	Establishment	COG/GOK/Development partners	2023-2028	

**NORTH SAKWA WARD**

Project name	Location/Sub-location	Description of Activities	Source of funding	Timeframe	Implementing Agency
Tree seedlings acquisition	Ward wide	Supply of tree seedlings to schools, health centres & along the river banks Provision of indigenous tree seedlings	COG/GOK/Development partners	2023-2028	County government of Migori
Tree planting	Ward wide	Planting trees	COG/GOK/Development partners	2023-2028	
Skip and Dustbin all markets	Ward wide	Provision			
Dumping site	Ranen, Kadera Lwala	Establishment	COG/GOK/Development partners	2023-2028	
Gabbions	Arababa	Construction	COG/GOK/Development partners	2023-2028	
Disaster management office	Ranen centre	Construction	COG/GOK/Development partners	2023-2028	
Environmental awareness	Ward wide	Mass education on benefits of proper waste management to the public	COG/GOK/Development partners	2023-2028	
Fire extinguishers	Wardwide	Supply	COG/GOK/Development partners	2023-2028	
Main forest products	Kadero Kwoyo	Implementation	COG/GOK/Development partners	2023-2028	

**SOUTH SAKWA WARD**

Project name	Location/Sub-location	Description of Activities	Source of funding	Timeframe	Implementing Agency
River bank protection	River kira, ogwang, nyira nam	Protection	COG/GOK/Development partners	2023-2028	County government of Migori
Spring protection	Ward wide	Protection	COG/GOK/Development partners	2023-2028	
Mining equipments and protective gears	Komito mining station		COG/GOK/Development partners	2023-2028	
Waste management sites and bins	Ward wide		COG/GOK/Development partners	2023-2028	
Disaster management committee	s/sakwa		COG/GOK/Development partners	2023-2028	
Pest and disease control	Ward wide	Controlling	COG/GOK/Development partners	2023-2028	
Kanjaga environmental	n/kamwango	conservation	COG/GOK/Development partners	2023-2028	
Mining site	Kochodo,kadenta , kowiti	Tree plantation	COG/GOK/Development partners	2023-2028	
Kuua hill	kuua	Con servatioin	COG/GOK/Development partners	2023-2028	
Fire extinguishers	s/kamwango, n/ kamagambo	distribution	COG/GOK/Development partners	2023-2028	
Lighting arrestors	Koluoch, kameji	provision	COG/GOK/Development partners	2023-2028	
Gabbage bins	Ward wide	distribution	COG/GOK/Development partners	2023-2028	
River bank protection	River kira, ogwang, nyira nam		COG/GOK/Development partners	2023-2028	

#### WEST SAKWA WARD

Project name	Location/Sub-location	Description of Activities	Source of funding	Timeframe	Implementing Agency
Tree planting	Kwoyo valley (River bank erosion), Sare Bridge(along the road), all hospitals in Rabondo and Rabondo Hill, All schools, hospitals, water springs, kasine market, bolwangoye, wath kuoyo, Kamyawa Secondary, Ombasa primary and secondary, Ogutu okoth dispensary, Dago kadaro chief camp and kobure - komenya bridge and bondo nyakire	Tree planting	COG/GOK/Development partners	2023-2028	County Government of Migori
Lightning arrestors	North Kanyamgony	Installation of lightning arrestors on the hill and public schools	COG/GOK/Development partners	2023-2028	
Disaster management programs	Rabando	Disaster funds	COG/GOK/Development partners	2023-2028	
River Bank Conservation	Kuoyo Valley	River Bank Conservation	COG/GOK/Development partners	2023-2028	
Climate change	Rabondo, Wanga	Training and sensitization on climate change	COG/GOK/Development partners	2023-2028	

#### URIRI SUB COUNTY

##### CENTRAL KANYAMKAGO WARD

Project name	Location/Sub-location	Description of Activities	Source of funding	Timeframe	Implementing Agency
Tree seedlings Planting at Ombo	West Kawere Sub-location,Nyaobe Sub-location,Kawere II B sub-location	Supply	COG/GOK/Development partners	2023-2028	County Government of Migori
Fire Extinguisher	West Kawere Sub-location,Nyaobe Sub-location,Central Kawere sub-location	Supply	COG/GOK/Development partners	2023-2028	
Climate change programs	Ward wide	Supply	COG/GOK/Development partners	2023-2028	

Project name	Location/Sub-location	Description of Activities	Source of funding	Timeframe	Implementing Agency
Drought and Famine	Ward wide	Supply of iron sheets, Mattresses, foodstuff for poor and affected families	COG/GOK/Development partners		
Lightning Arrestors	Nyaobe Sub-location, Central Kawere sub-location, Kawere II B sub-location	Instalation	COG/GOK/Development partners		
Dust Bin	East Kawere Sub-location , Kawere II B sub-location	Supply	COG/GOK/Development partners	2023-2028	
Dam Fencing	East Kawere Sub-location	Fencing	COG/GOK/Development partners	2023-2028	
Kanyabat culvert	East Kawere Sub-location	Diversion	COG/GOK/Development partners	2023-2028	

#### SOUTH KANYAMKAGO WARD

Project name	Location/Sub-location	Description of Activities	Source of funding	Timeframe	Implementing Agency
Bamboos	Oyani river	Planting & management	COG/GOK/Development partners	2023-2028	County government of Migori
Training	Ward wide	Disaster management skills	COG/GOK/Development partners	2023-2028	
Climate change mitigation	Ward wide	Allocation of funds	COG/GOK/Development partners	2023-2028	
Fire extinguishers	wardwide	Supply in schools & county offices	COG/GOK/Development partners	2023-2028	
Soil & water conservation	Ward wide	Planting trees along river banks, farms & roads Building gabions & terraces	COG/GOK/Development partners	2023-2028	
Capacity building	Ward wide	Formulate environment community club	COG/GOK/Development partners	2023-2028	
Garbage disposal point	Ward wide	Establishment	COG/GOK/Development partners	2023-2028	
Tree seedlings acquisition	Ward wide	Provision of tree seedlings	COG/GOK/Development partners	2023-2028	
Tree nursery	Ward wide	Establishment	COG/GOK/Development partners	2023-2028	
Community Adaptation Action Plan (CAAP)- Devolution & Climate adaptation (DaCCA) programme	Ward wide	Conservation of agriculture with agro forestry Tree & fruit planting Soil & water conservation Awareness creation and promotion of climate smart agriculture	COG/GOK/Development partners	2023-2028	
Climate change	Ward wide	Community sensitization of climate change Allocation of funds for mitigation Planting trees along the river banks	COG/GOK/Development partners	2023-2028	

#### NORTH KANYAMKAGO WARD

Project name	Location/Sub-location	Description of Activities	Source of funding	Timeframe	Implementing Agency
tree plantation around springs at	Andingo, pom, nyambwa, anjogo, owega, koluochj, kabala, kadnanga, kokomo, nyatado, kakiama komenya		COG/GOK/Development partners	2023-2028	County government of Migori
River banks	Katieno 1	Conservation	COG/GOK/Development partners	2023-2028	
seedlings at	Ward wide		COG/GOK/Development partners	2023-2028	
Disaster fund rolled to village	Ward wide		COG/GOK/Development partners	2023-2028	
Indigenous trees	Ktieno 11	Provision	COG/GOK/Development partners	2023-2028	
Gabions	Komenya	Construction	COG/GOK/Development partners	2023-2028	

Stone crusher	komenya	Provision	COG/GOK/Development partners	2023-2028	
irrigation	komenya	Maitanance	COG/GOK/Development partners	2023-2028	
Waste management	Ward wide	Provision	COG/GOK/Development partners	2023-2028	
Oria bridge dykes	kamgundho	Construction	COG/GOK/Development partners	2023-2028	
Garbage pit at	Oria bridge, oria kayaga.okumbo, nyamsare, ondome, Kagaga, Rapogi, Ayego, Ongito And Andingo	Provision	COG/GOK/Development partners	2023-2028	
Re-afforestation at achama and agongo	kamgundho	Provision of seedlings	COG/GOK/Development partners	2023-2028	

#### EAST KANYAMKAGO WARD

Project name	Location/sub location	Description of Activities	Source of funding	Timeframe	Implementing Agency
Tree planting	All public institutions	Tree planting	COG/GOK/Development partners	2023-2028	County Government of Migori
Gold mines	Oyani /Wardwide	Safety and Protection of goldmines	COG/GOK/Development partners	2023-2028	
Garbage skips	Wardwide	Provision of skips for waste management			
Lightening arresters	All public schools	Installation	COG/GOK/Development partners	2023-2028	

#### WEST KANYAMKAGO WARD

Project name	Location/sub location	Description of Activities	Source of funding	Timeframe	Implementing Agency
Tree Nurseries	Wardwide	Tree nurseries zone should be established	COG/GOK/Development partners	2023-2028	County Government of Migori
Tree planting	Wardwide	Tree planting at Nyamage dispensary, Wangchieng and all schools	COG/GOK/Development partners	2023-2028	
Plantation of Indigenous trees along the road	Kajulu I	Nyasoko to seme; Eko to Sibuoche	COG/GOK/Development partners	2023-2028	
Provision of Iron sheets	Wardwide	Provision of Iron sheets to Needy / vulnerable	COG/GOK/Development partners	2023-2028	
Compensation by natural calamities	Wardwide	Provision of compensation by natural calamities	COG/GOK/Development partners	2023-2028	
Tree Seedlings	Wardwide	Provision of tree seedlings	COG/GOK/Development partners	2023-2028	
waste management bins and Damp site	Kajulu IB	Damp sites constructed and skips to be supplied in markets	COG/GOK/Development partners	2023-2028	

## 7.2.8 EDUCATION, SPORTS, YOUTH DEVELOPMENT, CULTURE, GENDER AND SOCIAL SERVICES

### KURIA WEST SUB COUNTY

#### TAGARE WARD

Project name	Location/Sub-location	Description of Activities	Source of funding	Timeframe	Implementing Agency
ECDE Classrooms	Nyangoge primary, Komorege primary, Rugituri primary, Nyabirongo mixed primary, Nyabirongo girls primary, Muchebe primary, Nyankore primary, Tongeria primary, Komorege primary, Nyambare area, Masurura area, Mabera primary, Nyamekoma primary, Kubweya primary, Ngisiru primary, Kugisingisi primary and Tagare primary Romaguha and Gethaisaria	Construction of ECDE stand alone and Equipping the existing one	COG/GOK/Development partners	2023-2028	County Government of Migori
Resource Centre	Mabera	Equipping	COG/GOK/Development partners	2023-2028	
Youths sports centre	Mabera and Komorege	Building of youths sport Centre	COG/GOK/Development partners	2023-2028	



Project name	Location/Sub-location	Description of Activities	Source of funding	Timeframe	Implementing Agency
ICT Centre	Nyankore	Construction	COG/GOK/Development partners	2023-2028	
Ngisiru Vocational Centre	Ngisiru	Provision of training vehicles, land extension and hostels	COG/GOK/Development partners	2023-2028	
Talanta Studio	Ward wide	Construction	COG/GOK/Development partners	2023-2028	
Employment	Ward wide	ECDE Teachers	COG/GOK/Development partners	2023-2028	

**ISEBANIA WARD**

Project name	Location/Sub-location	Description of Activities	Source of funding	Timeframe	Implementing Agency
Bukumburi ECDE classroom	Isebania	Construction	COG/GOK/Development partners	2023-2028	County Government of Migori
Mrimamango ECDE	Isebania	Expansion of ECDE	COG/GOK/Development partners	2023-2028	
All ECDEs	Isebania	Equipping with staffs	COG/GOK/Development partners	2023-2028	
Isebania TVET	Isebania	Construction of TVET	COG/GOK/Development partners	2023-2028	
Isebania talent centre/theatre	Isebania	Construction	COG/GOK/Development partners	2023-2028	
Public library	Isebania	Construction	COG/GOK/Development partners	2023-2028	
ECD Classrooms in all Public Primary Schools	Isebania	Construction	COG/GOK/Development partners	2023-2028	

**MASABA WARD**

Project name	Location/ Sub-location	Description of Activities	Source of funding	Timeframe	Implementing Agency
ECDE Classrooms	Ntiyange, Kohanga, Nyamekongoroto, Sagegi, Nyatira, Kombe, Ndamkia, Kurutiyange, Nyamararangere, Masaba, Gekamiri, Ndmuki, Nyaweitacheria, Naora, Korubunyinge	Construction and Equipping	COG/GOK/Development partners	2023-2028	County Government of Migori
Ntiyange Polytechnic Classrooms, dormitories and latrines	Ntiyange	Construction and Upgrading	COG/GOK/Development partners	2023-2028	
ECDE classrooms	Nyatira, Sagegi, Kombe, Gekamiri, Gosoho, Nyangaria Nyanchabo	construction	COG/GOK/Development partners	2023-2028	
Kombe polytechnic	Kombe	Construction of new polytechnic	COG/GOK/Development partners	2023-2028	
Youth inclusions	Kombe, Sagegi	Empowerment	COG/GOK/Development partners	2023-2028	
ECDE offices	Bugumbe north	Construction	COG/GOK/Development partners	2023-2028	
Stadium	Masaba	Construction	COG/GOK/Development partners	2023-2028	
Youth forums and Rescue Centre	Bugumbe north	Establishment and supporting	COG/GOK/Development partners	2023-2028	
Masaba resource center	Masaba	Equipping	COG/GOK/Development partners	2023-2028	
ECDE toilets	Entire ward	Construction	COG/GOK/Development partners	2023-2028	
Youth resource center at komasimo	Kurutiyange	establishment	COG/GOK/Development partners	2023-2028	
Sporting activities	Masaba	Promotion	COG/GOK/Development partners	2023-2028	

**BUKIRA EAST WARD**

Project Name	Location / Sub-Location	Description of Activities	Source of funding	Timeframe	Implementing Agency
ECDE Classrooms at Taranganya Mixed Primay School	Taranganya	Construction and Equipment	COG/GOK/Development partners	2023-2028	County Government of Migori
Library	Taranganya	Construction and Equipment	COG/GOK/Development partners	2023-2028	
Culture / Recreational Centre	Taranganya	Construction and Equipment	COG/GOK/Development partners	2023-2028	
ECDE Classrooms at St Kizito, Korosaro, Kehancha, Igena, Nyangoto and Wizara Primary Schools	Igena	Construction and Equipment	COG/GOK/Development partners	2023-2028	
Recruitment of ECDE Teachers	Igena	Staffing	COG/GOK/Development partners	2023-2028	
Library	Igena	Construction and Equipment	COG/GOK/Development partners	2023-2028	
Special School	Igena	construction of a special school			
Incubation Hub and Talent Cente	Igena	construction of incubation hub for talents			
TVET Institution	Igena	Construction and Equipment	COG/GOK/Development partners	2023-2028	
Rescue Centre / Rehabilitation Centre	Igena	Construction and Equipment	COG/GOK/Development partners	2023-2028	
Culture / Recreational and Resource Centre	Igena	Construction and Equipment	COG/GOK/Development partners	2023-2028	
Agricultural Training Institute	Igena	Construction and Equipment	COG/GOK/Development partners	2023-2028	

**MAKERERO WARD**

Project name	Location	Description of Activities	Source of funding	Timeframe	Implementing Agency
Construction Of Ecd Classes At Nguobotete, Robamura And Nyabiri Stand alone ECEDs Nyukubotete Ecde, Robamura Ecde, Nyabiri Ecde, Kurunyarra Ecde, Nyaigena , Magiha, Kohego, Bokarankomo Ecde	Nyabikaye	Provision	COG/GOK/Development Partners	2023-2028	County Government of Migori
Equip Ecd Classes At Sorore And Nyasese Primary School	Wardwide	Provision	COG/GOK/Development Partners	2023-2028	
Feeding Program At Sorore And Nyasese Primary School	Wardwide	Provision	COG/GOK/Development Partners	2023-2028	
Special Schools	Nyabikaye	Provision	COG/GOK/Development Partners	2023-2028	
Construction Of Bingutwi Polytechnique	Nyabikaye	Provision	COG/GOK/Development Partners	2023-2028	
Play Ground (Youth Centres)	Nyabikage	Upgrading Nyasese Playgroud	COG/GOK/Development Partners	2023-2028	
Provision of spoting equipments	Wardwide	Sup	COG/GOK/Development Partners	2023-2028	
Construction Of Getaegwa, Kurunyara, Nyaigena Ecde	Nyangiti	Construction	COG/GOK/Development Partners	2023-2028	
Purchase Of New Sports Grounds	Nyangiti		COG/GOK/Development Partners	2023-2028	
Ecde Toilets	Wardwide	Construction	COG/GOK/Development Partners	2023-2028	
Youth Polytechnic	Nyamataburo	Construction	COG/GOK/Development Partners	2023-2028	
Governors Scholarship	Wardwide	As Proposed	COG/GOK/Development Partners	2023-2028	

Project name	Location	Description of Activities	Source of funding	Timeframe	Implementing Agency
Feeding Programme	Wardwide	Feeding Project	COG/GOK/Development Partners	2023-2028	
Establishment of ICT HUB and resource center	Taragwiti/Sorore	Construction	COG/GOK/Development Partners	2023-2028	
Ecde Teachers	Wardwide	Employing Of New Teachers	COG/GOK/Development Partners	2023-2028	
Bursary Fund	Wardwide	All Schools	COG/GOK/Development Partners	2023-2028	

#### BUKIRA CENTRAL WARD

Project Name	Location/sub location	Description of Activities	Source of funding	Timeframe	Implementing Agency
ECDE centers	Akiba,gekamiri,nyagorio,kebobono,nyabokarange, kugitura,ikerege primary , ikerege boarding , gasoho. Robarisia,Gekmiri,Nyagorio,Nyabokarange,Kugitura,Ikerege Primar,Ikerege Boarding,(Gosoho Currently Semi-Permanent	Construction and staffing	COG/GOK/Development partners	2023-2028	County Government of Migori
Resource center	Bukira north and Ikerege	Resource center per location	COG/GOK/Development partners	2023-2028	
Polytechnic	komomange	Construction	COG/GOK/Development partners	2023-2028	
Youth sports	Komasincha field	Provision sporting Equipment	COG/GOK/Development partners	2023-2028	
Youths office	Gwikonge		COG/GOK/Development partners	2023-2028	
Youth ICT HUB	Komomange and Gwikonge		COG/GOK/Development partners	2023-2028	

#### NYAMOSENSE KOMOSOKO WARD

Project name	Location/Sub-location	Description of Activities	Source of funding	Timeframe	Implementing Agency
All ECDEs	Ward-wide	Staffing	COG/GOK/Development partners	2023-2028	County Government of Migori
Village Polytechnics	Ward-wide	Staffing	COG/GOK/Development partners	2023-2028	
Construction of ECDE Centres	Rogutini, Nyasagati, Getongoroma, Ntaburo, Masurubo and Kioboke primary, Biamiti	Construction	COG/GOK/Development partners	2023-2028	
Resource centre	Nyamosense	Construction	COG/GOK/Development partners	2023-2028	
Youth Empowerment (Seminar programmes)	Ward-wide	Roll-out of Empowerment programs	COG/GOK/Development partners	2023-2028	
Resource centre	Komosoko	Construction	COG/GOK/Development partners	2023-2028	
ECDE classes	Rokere Primary, Kiburanga Primary, Isibania Primary, Duveskor Komosoko	Construction	COG/GOK/Development partners	2023-2028	
Standalone ECDE	Maguti and Nyamiguri	Construction	COG/GOK/Development partners	2023-2028	

#### KURIA EAST SUB COUNTY

##### NTIMARU WEST WARD

Project name	Location/Sub-location	Description of Activities	Source of funding	Timeframe	Implementing Agency
ECD Classroom	Makararangwe primary, Kwibancha primary, Matare Primary Day, Igenaitambe primary, Mutiniti primary, Gibomwe primary, Additional Bwirege West, Motarakwa primary, Ntimaru primary, Kwiho primary, Add Bongebo Day, Bongebo Boarding, Seronga Primary, Kohero primary	Construction	COG/GOK/Development partners	2023-2028	County Government of Migori
Youth Empowerment Programme ( Social Hall)	Bwirege Central	Renovation Of Social Hall, Training Youths Construction	COG/GOK/Development partners	2023-2028	

Project name	Location/Sub-location	Description of Activities	Source of funding	Timeframe	Implementing Agency
Ntamaru Vocational Training Vehicle	Ntamaru	Repair	COG/GOK/Development partners	2023-2028	
Stadium (Sports)	Bwirege Central – Ntamaru Cereal Ground	Capacity Building	COG/GOK/Development partners	2023-2028	
Women & People Living With Disabilities	Ward wide	Capacity Building	COG/GOK/Development partners	2023-2028	
Promotion Of Cultural Activities	Ward wide	Capacity Building	COG/GOK/Development partners	2023-2028	
Capacity Building On Climate Change	Ward wide	Capacity Building	COG/GOK/Development partners	2023-2028	
Administration Block	Ntamaru VTC	Construction	COG/GOK/Development partners	2023-2028	
Renovation Of Social Hall	Ward Admin Compound	Renovation	COG/GOK/Development partners	2023-2028	

**NYABASI WEST WARD**

Project name	Location/Sub-location	Description of Activities	Source of funding	Timeframe	Implementing Agency
ECDE classroom	Kegonche, Tebesi, Nyaroha, Mosweto, Komotobo, Kebare, Gibarori, Nyaitara, Remanyanki, Kebaroti, Kendege, Nyaitara, Kegonche, Komotobo special School and Primary, Kebare, and Kemakoba primary, Gibarori	Construction and equipping of twin ECD	COG/GOK/Development partners	2023-2028	County Government of Migori
Dormitory at Chinato polytechnic	Chinato	Construction	COG/GOK/Development partners	2023-2028	
Administration block at Chinato Polytechnic	Chinato	Construction	COG/GOK/Development partners	2023-2028	
Toilets	All ECD	Construction	COG/GOK/Development partners	2023-2028	
ICT Centre	Remanyanki Primary Chinato Politechnique Gibarori Primary	Construction	COG/GOK/Development partners	2023-2028	
School Fields	Wardwide	Leveling and Landscapping of School fields	COG/GOK/Development partners	2023-2028	
Youth Resource Centre at Nyabasi West	Nyabasi West	Construction	COG/GOK/Development partners	2023-2028	

**GOKEHARAKA WARD**

Project name	Location/Sub-location	Description of Activities	Source of funding	Timeframe	Implementing Agency
ECDE centres	All public primary schools	Construction & Deployment of EDCE teachers	COG/GOK/Development partners	2023-2028	County government of Migori
Resource Centre	Mturio	Completion and Equipping	COG/GOK/Development partners	2023-2028	
Stand Alone ECD Centre	Makonge, Kewandu, Gokarankomo, Tungaini, Chacha Maroa, Gokeharaka	Construction & Deployment of EDCE teachers	COG/GOK/Development partners	2023-2028	
Playgrounds	Nyamranya, Nguku Mohando, Ihore, Masangora & Nyamotambe primary schools	Construction and Equipping	COG/GOK/Development partners	2023-2028	
Dormitory	Gamasisi polytechnic	Construction and Equipping	COG/GOK/Development partners	2023-2028	
Community library	Gokeharaka	Construction and Equipping	COG/GOK/Development partners	2023-2028	
Youth empowerment	Nyamotambe	Implementation	COG/GOK/Development partners	2023-2028	
Cultural Centre	Gokeharaka	Construction and Equipping	COG/GOK/Development partners	2023-2028	

*Migori County Integrated Development Plan (2023 – 2027)*

Project name	Location/Sub-location	Description of Activities	Source of funding	Timeframe	Implementing Agency
Sport grounds	Mahuntuntu & Nyamaranya	Construction and Equiping	COG/GOK/Development partners	2023-2028	

**NYABASI EAST WARD**

Project Name	Location / Sub-Location	Description of Activities	Source of funding	Timeframe	Implementing Agency
ECDE Classrooms at Ngosero, Kongori and Merama Primary Schools	Nyabasi North	Construction and Equipment	COG/GOK/Development partners	2023-2028	County Government of Migori
Koromaguncha Polytechnic	Nyabasi North	Construction and Equipment	COG/GOK/Development partners	2023-2028	
ECDE Center at Nyamagowwi Primary School	Nyabasi East	Construction and Equipment	COG/GOK/Development partners	2023-2028	
Rescue Center	Nyabasi East	Construction and Equipment	COG/GOK/Development partners	2023-2028	
Recruitment of ECDE Teachers	Nyabasi East	Staffing	COG/GOK/Development partners	2023-2028	
Rescue Center	Nguruna	Construction and Equipment	COG/GOK/Development partners	2023-2028	
ECDE Classrooms at Biasumu, Nguruna and Getongoroma Primary Schools	Nguruna	Construction and Equipment	COG/GOK/Development partners	2023-2028	
Vocational Centre at Nyamatambe And Resource Centre at Kwiriba		Construction and Equipment	COG/GOK/Development partners	2023-2028	
Toilets	All ECD Centres	Construction and Equipment	COG/GOK/Development partners	2023-2028	
Bursaries	Nguruna	Provision	COG/GOK/Development partners	2023-2028	
Recruitment of ECDE Teachers	Nguruna	Staffing	COG/GOK/Development partners	2023-2028	
Stand alone ECD	Kwiriba, and Kurihema	Construction and Equipment			
ECDE Classrooms in Schools within the Location	Nyabasi Central Kengonga, Biasumua, Sagati, Nyamagenga	Construction and Equipment	COG/GOK/Development partners	2023-2028	
Bursaries	Nyabasi Central	Provision	COG/GOK/Development partners	2023-2028	
Stadium and Sports Complex	Nyabasi Central	Construction and Equipment	COG/GOK/Development partners	2023-2028	

**NTIMARU EAST WARD**

Project name	Location/Sub-location	Description of Activities	Source of funding	Timeframe	Implementing Agency
ECDE Classrooms	Taragai, Wangirabose, Nyamotambe Nursery , Itongo Primary,Nyankongo Primary,Minyere Primary,Siabai,Gosebe,Giririani	Construction , Equiping and provision of play items.	COG/GOK/Development partners	2023-2028	County Government of Migori
Balls and Sports Equipment	Ward - wide	Provision	COG/GOK/Development partners	2023-2028	
Wangirabose Polytechnic Staff latrine	Wangirabose	Construction	COG/GOK/Development partners	2023-2028	
Siabai Cultural Centre	Siabai	Equiping	COG/GOK/Development partners	2023-2028	
Maendeleo Polytechnic Workshop	Ntimaru East	Equiping	COG/GOK/Development partners	2023-2028	
ECDE Teachers	Ntimaru East	Recruitment	COG/GOK/Development partners	2023-2028	
Education support	Ntimaru East	Bursaries award	COG/GOK/Development partners	2023-2028	
ECDE Classroom	Itongo Primary School, Gosebe, Makonge and Giririani Sumua ECD at Giririani	Construction	COG/GOK/Development partners	2023-2028	
Staff Latrines	A Maendeleo Politechnic Wangira Bose	Construction	COG/GOK/Development partners	2023-2028	

Project name	Location/Sub-location	Description of Activities	Source of funding	Timeframe	Implementing Agency
Sports Ground	Itongo Primary School	Construction	COG/GOK/Development partners	2023-2028	
Bursaries	Wardwide	Issuing of ward bursary	COG/GOK/Development partners	2023-2028	
Social Hall	Itongo Primary School	Construction	COG/GOK/Development partners	2023-2028	
Empower Youths - sports	Wardwide	Empowerment	COG/GOK/Development partners	2023-2028	

## SUNA WEST SUB COUNTY

### RAGANA-ORUBA WARD

Project name	Location/Sub-location	Description of Activities	Source of funding	Timeframe	Implementing Agency
ECDE classroom	Pau lweny, Assar Johanson, Bishop Okinda, Pand Pieri, Kamaucha, Namba, Dip primary, Pap Ndege Milimani, Nyagubo, and polytechnic	Construction and Equipping	COG/GOK/Development partners	2023-2028	County Government of Migori
	Pau Lweny, Assar Johnson, Kanyaganda, Pand Pieri, Kamaucha, Namba, Dip Primary, Milimani Ongoche, Nyanko, Oruba Keyo Primary, Wouth Ogik				
Social hall	Suna-Ragana	Construction	COG/GOK/Development partners	2023-2028	
Feeding programme	Ward-wide	Implementation	COG/GOK/Development partners	2023-2028	
Annual cultural week	Suna-Ragana	Implementation	COG/GOK/Development partners	2023-2028	
Adult education class	Oruba	Construction	COG/GOK/Development partners	2023-2028	
Rehabilitation centre	Oruba	Construction	COG/GOK/Development partners	2023-2028	
Special needs schools	Oruba	Construction	COG/GOK/Development partners	2023-2028	
Mlimani Polytechnique	Mlimani	Construction	COG/GOK/Development partners	2023-2028	
Staffing	Wardwide	Employment of ECD teachers	COG/GOK/Development partners	2023-2028	

### WASIMBETE WARD

Project name	Location/ Sub-location	Description of Activities	Source of funding	Timeframe	Implementing Agency
ECDE Centers	Kopanga,Boya, Giribe,Lwala ,Masurura,Nyahera,Mancha ,Mubachi,Nyamaraga ,Kitabaye,Machicha ,Jumbo, Bam Got	Construction	COG/GOK/Development partners	2023-2028	County Government of Migori
Youth ICT and youth resource center	Maweni-oore	construction	COG/GOK/Development partners	2023-2028	
Vocational training center	Maweni	construction	COG/GOK/Development partners	2023-2028	
PWD retention institution	Nyamaraga	Institutional centre	COG/GOK/Development partners	2023-2028	
Sports and facilitation of PWD	Wardwide	Facilitation	COG/GOK/Development partners	2023-2028	
Youth fund	Wardwide	Provision	COG/GOK/Development partners	2023-2028	
Ward bursary	Wardwide	Provide at ward level	COG/GOK/Development partners	2023-2028	
Governor sponsorship	Wardwide	Introduction	COG/GOK/Development partners	2023-2028	
ECDE Teachers	Wardwide	Deployment	COG/GOK/Development partners	2023-2028	
Social hall	wasimbete	Construction	COG/GOK/Development partners	2023-2028	

### WASWETA II WARD

Project Name	Location / Sub-Location	Description of Activities	Source of funding	Timeframe	Implementing Agency
ECDE Classrooms at Magoto, Ndonyo and Bondo Primary School	Wasweta 2	Construction and Equipment	COG/GOK/Development partners	2023-2028	County Government of Migori
ECDE Centres at Lwanda Gago, Bremagongo and Kamatara Primary Schools	Wasweta 2	Construction and Equipment	COG/GOK/Development partners	2023-2028	
Dormitories and Hall at Kababu Polytechnic	Nyamome	Construction and Equipment	COG/GOK/Development partners	2023-2028	
ECDE Classrooms and Toilets at Kipasi Songa, Many and Sagero Primary Schools	Sagero	Construction and Equipment	COG/GOK/Development partners	2023-2028	
ECDE Classrooms at Kowino and Nyamome Primary Schools	Nyamange	Construction and Equipment	COG/GOK/Development partners	2023-2028	
Rescue Centre	Nyamange	Construction and Equipment	COG/GOK/Development partners	2023-2028	
Annual Sports Tournament	Wardwide	Establishment	COG/GOK/Development partners	2023-2028	
ECDE Classrooms at Nyamilu , Sindianya, Nyailing'a and Ramoya Primary Schools	Nyamilu	Construction and Equipment	COG/GOK/Development partners	2023-2028	
Stadium	Nyamilu	Construction and Equipment	COG/GOK/Development partners	2023-2028	
Grants For Marginalized Groups	Wardwide	Provision	COG/GOK/Development partners	2023-2028	

#### WIGA WARD

Project Name	Location/sub location	Description of Activities	Source of funding	Timeframe	Implementing Agency
ECDE centers	Bungu Kibuon Kikonge B Otang, Omwomoke ,st.peter ndemea ,nyambona ,kibuon, chamabare, bungu,kokena, Ndemra, Kokendi God Kwer	Construction	COG/GOK/Development partners	2023-2028	County Government of Migori
Vocational Training Centre	God Kwer	Construction	COG/GOK/Development partners	2023-2028	
Bursary allocation	Wiga ward	Giving bursaries	COG/GOK/Development partners	2023-2028	

#### SUNA EAST SUB COUNTY

##### KWA WARD

Project name	Location/Sub-location	Description of Activities	Source of funding	Timeframe	Implementing Agency
ECD Classroom	Opasi primary, Rabour Taya primary, Thidhna primary, Wuoth Ogik primary, Kwa hills, Remo Sub-location, Sagege A, Ogwedhi primary, God Ngoche,	Construction and Equipping of the Ecde classrooms in the ward	COG/GOK/Development partners	2023-2028	County Government of Migori
Kwa primary School	Kwa	Fencing	COG/GOK/Development partners	2023-2028	
Stadium	Sagege A	Construction	COG/GOK/Development partners	2023-2028	
vocational training centre,	Rabuur Taya	Renovation of Rabour Taya vocational training centre,	COG/GOK/Development partners	2023-2028	
modern workshop and construction of staff houses	Rabuur Taya	Construction of modern workshop and construction of staff houses	COG/GOK/Development partners	2023-2028	
Social hall	Ogwedhi	Construction of Social hall at Rabour and Ogwedhi	COG/GOK/Development partners	2023-2028	

**KAKRAO WARD**

Project name	Location/Sub-location	Description of Activities	Source of funding	Timeframe	Implementing Agency
ECDE centres	Nyarongi & Anjogo ,Kokendi Rangenya Pri Sch, Warisia Pri Sch, Ugari Pri,	Construction & equipping of ECDE centres	COG/GOK/Development partners	2023-2028	County government of Migori
ECDE centres	Suna North Suna Otacho Suna Nyabisawa	Construction & Deployment of EDCE teachers	COG/GOK/Development partners	2023-2028	
Otacho Vocational training centre	Otacho	Renovation & upgrading	COG/GOK/Development partners	2023-2028	
School bursary	Ward wide	Provision of bursaries to needy students	COG/GOK/Development partners	2023-2028	
Youth Polytechnic	Nyabisawa	Construction & equipping	COG/GOK/Development partners	2023-2028	
Pit latrines	Ward wide	Construction in all ECDE centres	COG/GOK/Development partners	2023-2028	
Magina community social hall	Magina	Construction	COG/GOK/Development partners	2023-2028	
Kasulo stadium	Kasulo	Levelling & equipping	COG/GOK/Development partners	2023-2028	
Magina stadium	Magina	Purchasing land & construction	COG/GOK/Development partners	2023-2028	
Vocational Training Center	God Kwer	God Kwer Vocational Training Center	COG/GOK/Development partners	2023-2028	
Ajua sport clubs	Nyamanga, Nyabisawa, Korwa & Nyamasongo	Improvement	COG/GOK/Development partners	2023-2028	
Rehabilitation centre for persons with disabilities	Suna Otacho	Construction	COG/GOK/Development partners	2023-2028	
ECDE centres	Suna North	Deployment of ECDE teachers	COG/GOK/Development partners	2023-2028	
Training Capacity building for PWDS	Kakrao	Construction	COG/GOK/Development partners	2023-2028	
Sport activities & rehabilitation centres for PWDS	Ward wide	Facilitation	COG/GOK/Development partners	2023-2028	
PWDS learners' retention	Ward wide	Retention in education institutions	COG/GOK/Development partners	2023-2028	

**GOD JOPE WARD**

Project Name	Location/sub location	Description of Activities	Source of funding	Timeframe	Implementing Agency
ECDE centers	Kodila,osingo, Kilimanjaro, kachola, Wasio Andingo	Construction and playing tools	COG/GOK/Development partners	2023-2028	County Government of Migori
Chairs and tables	Suna east schools	Supply	COG/GOK/Development partners	2023-2028	
ECDE teachers	Kokatch,	Employment	COG/GOK/Development partners	2023-2028	
Youth polytechnic	Alara	Supply more computers	COG/GOK/Development partners	2023-2028	
Extension of driving	Migori youth polytechnic	Extension of driving	COG/GOK/Development partners	2023-2028	
Administration block	Migori youth polytechnic	Construction	COG/GOK/Development partners	2023-2028	
Dormitory	Migori youth polytechnic	Construction		2023-2028	
ECDE materials	Wasio,kachola, Kilimanjaro,wuok chieng,nyaduong,god jope,andingo,kowiti	supply	COG/GOK/Development partners	2023-2028	
Renovation of fields	Kilimanjaro,wuok chieng,got kachola,andingo kodit	Renovation of fields	COG/GOK/Development partners	2023-2028	
Bricks making machine	God jope	Providing youth and groups	COG/GOK/Development partners	2023-2028	



Project Name	Location/sub location	Description of Activities	Source of funding	Timeframe	Implementing Agency
Annual Sport Activities	Wardwide	Annual Sport Activities and Cultural Days for Youths			
Feeding programmes	Wasio ward,nyaduong ,kilimanjaro	implementation	COG/GOK/Development partners	2023-2028	

#### SUNA CENTRAL WARD

Project Name	Location/sub location	Description of Activities	Source of funding	Timeframe	Implementing Agency
ECDE centers	Apida Stand alone ECD	Construction and playing tools	COG/GOK/Development partners	2023-2028	County Government of Migori
ECDE classroom	Lichota, Ombo, Kadika,Muslim, Onyalo, Ochieng Orwa and Mapera	Completion	COG/GOK/Development partners	2023-2028	
Library	Muslim, Onyalo and Kadika	Construction	COG/GOK/Development partners	2023-2028	
ECDE Teachers and Latrines	Wardwide	Provision of Teachers chairs and construction of latrines	COG/GOK/Development partners	2023-2028	
Playing Grounds	Onyalo, Ombo and Ochieng Orwa	Leveling	COG/GOK/Development partners	2023-2028	
Bursary	Ward-wide	Issuance	COG/GOK/Development partners	2023-2028	
Disability Fund	Wardwide	Empowerment	COG/GOK/Development partners	2023-2028	
Vocational Training Polytechnic	Midoti	Construction	COG/GOK/Development partners	2023-2028	
Mapera ECDE Modern Toilet	Mapera	Construction	COG/GOK/Development partners	2023-2028	
All ECDE centres	Ward-wide	Equipping	COG/GOK/Development partners	2023-2028	
Sports Empowerment Programme	Ward-wide	Supply and Provision of sport materials.	COG/GOK/Development partners	2023-2028	
Feeding program	Ward-wide	Initiation	COG/GOK/Development partners	2023-2028	

#### NYATIKE SUB COUNTY

##### KALER WARD

Project name	Location/Sub-location	Description of Activities	Source of funding	Timeframe	Implementing Agency
ECDE classroom	Olasi, Ayego, Rbuor Nono,Kea Rapogi, Lwanda Mbego, Alara	Construction and Equiping	COG/GOK/Development partners	2023-2028	County Government of Migori
Polytechniques(Workshop and Staff Quarter	Nyamitha, N yamilu,	Construction and Equiping	COG/GOK/Development partners	2023-2028	
Disability land	Kiasa	Review/Implementation	COG/GOK/Development partners	2023-2028	
Football pitches	Kiasa	Purchase	COG/GOK/Development partners	2023-2028	
Dunga and Olasi ECD Teachers	Olasi	Staffing	COG/GOK/Development partners	2023-2028	

##### KANYASA WARD

Project name	Location/Sub-location	Description of Activities	Source of funding	Timeframe	Implementing Agency
ECDE Teachers	Wardwide	Deployment	COG/GOK/Development partners	2023-2028	County government of Migori
ECDE centres	Okayo, Ungoe, Nyasoko Ojawa, Lwanda, Tom Odege, Obware, Kipingi, Alendo & Orongo primary schoolsOkayo, Ungoe, Nyasoko, Ojawa, Lundwa, Tomodege, Obuae, Kipingi, Alendo, Arigo Primary Shool	Construction	COG/GOK/Development partners	2023-2028	

Project name	Location/Sub-location	Description of Activities	Source of funding	Timeframe	Implementing Agency
ECD Classrooms	Kogore, Kanyasa, Jagoe, Bondo Kosyemo	Competition			
Playing field	Ungoe primary school Alendo, Kayara,	Upgrading	COG/GOK/Development partners	2023-2028	
Playing field	Riat community	Purchasing	COG/GOK/Development partners	2023-2028	
Vocational training centre	Nyasoka Primary school, Obware & Kipingi public land Umange Village And Kipingi	Construction	COG/GOK/Development partners	2023-2028	
Bursary	Okayo/Ungoe & South East Karungu	Supply	COG/GOK/Development partners	2023-2028	
Feeding program	Wardwide	Establishment	COG/GOK/Development partners	2023-2028	
Cultural centres	Adugo	Establishment	COG/GOK/Development partners	2023-2028	

**MACALDER / KANYARWANDA WARD**

Project Name	Location / Sub-Location	Description of Activities	Source of funding	Timeframe	Implementing Agency
ECDE Centers	All Primary Schools	Construction and Equipping	COG/GOK/Development partners	2023-2028	County Government of Migori
Shades at Football Pitches	All Primary Schools	Construction and Equipping	COG/GOK/Development partners	2023-2028	
Toilets in all ECDE Centers	All ECDs	Construction and Equipping	COG/GOK/Development partners	2023-2028	
ECDE Classrooms at Kowuor Primary School, Macalder Primary School, God Kwach Primary School and Milimani Primary School	South East Kadem	Construction and Equipping	COG/GOK/Development partners	2023-2028	
Nyatike Stadium	South East Kadem	Construction and Equipping	COG/GOK/Development partners	2023-2028	
ECDE Centers at Nyaguge, Namba Kodero and Rift Valley / Ndemra	South Kadem	Construction and Equipping	COG/GOK/Development partners	2023-2028	
Nyandema Polytechnic	South Kadem	Construction and Equipping	COG/GOK/Development partners	2023-2028	
Recruitment of Additional ECDE Teachers	South Kadem	Staffing	COG/GOK/Development partners	2023-2028	
Annual Sports Tournament	South Kadem	Establishment	COG/GOK/Development partners	2023-2028	
Youth Empowerment Programme	South Kadem	Establishment	COG/GOK/Development partners	2023-2028	
ECDE Classrooms at Wangelongo, Wath Onger, Mariba, Obalwanda and Kimai Primary Schools	Lower Kanyarwanda, Central Kanyarwanda and West Kanyarwanda	Construction and Equipping	COG/GOK/Development partners	2023-2028	
ECDE Centres at God Bondo, Lisori, Nyakore and Nyakech	West Kanyarwanda, Central Kanyarwanda and Lower Kanyarwanda,	Construction and Equipping	COG/GOK/Development partners	2023-2028	
Obalwanda TVET	Central Kanyarwanda	Construction and Equipping	COG/GOK/Development partners	2023-2028	
Stadia at Kimai and Orongo	West Kanyarwanda	Construction and Equipping	COG/GOK/Development partners	2023-2028	
ECDE Classrooms at Osiri Sango, Osiri Dago, Mikei West, Osiri Kabukna.	Mikei / Kalangi	Construction and Equipping	COG/GOK/Development partners	2023-2028	
Recruitment of Additional ECDE Teachers	Mikei / Kalangi	Staffing	COG/GOK/Development partners	2023-2028	
Mikei Youth Polytechnic	Mikei / Kalangi	Construction and Equipping	COG/GOK/Development partners	2023-2028	
Feeding Programme in ECDE Centers	Mikei / Kalangi	Establishment	COG/GOK/Development partners	2023-2028	
Annual Sports Tournament	Mikei / Kalangi	Establishment	COG/GOK/Development partners	2023-2028	
Sub-county Stadium	Mikei / Kalangi	Construction and Equipping	COG/GOK/Development partners	2023-2028	
Economic Empowerment of Marginalised Groups	Mikei / Kalangi	Establishment	COG/GOK/Development partners	2023-2028	
Rehabilitation Centre	Macalder / Kanyarwanda Ward	Construction and Equipping	COG/GOK/Development partners	2023-2028	

Project Name	Location / Sub-Location	Description of Activities	Source of funding	Timeframe	Implementing Agency
ECDE Centers at Koguta and Magawa Primary Schools	Got Orango	Construction and Equipping	COG/GOK/Development partners	2023-2028	
Saffing	All ECD centres	Employment	COG/GOK/Development partners	2023-2028	
Stadium and Sports Complex	Got Orango	Construction and Equipping	COG/GOK/Development partners	2023-2028	

**MUHURU WARD**

Project name	Location	Description of Activities	Source of funding	Timeframe	Implementing Agency
Ecd Classes	Central	Provision	COG/GOK/Development Partners	2023-2028	County Government of Migori
ECD Classes	Wardwide	Completion of all the stalled ecde projects in the ward and Provision of school feeding programmes to all the ecde in the ward	COG/GOK/Development Partners	2023-2028	
Stand Alone ECD	at Koyundi area	Construction of stand alone ecde	COG/GOK/Development Partners	2023-2028	
Ecd Centre	South East Ibencho Sub Location	Provision Construction of resource centre in the ward	COG/GOK/Development Partners	2023-2028	
Ecd Classroom And Toilet	South East - Ibencho Primary	Provision	COG/GOK/Development Partners	2023-2028	
Ecd – Toilet	South East - Nyankondo Primary	Provision	COG/GOK/Development Partners	2023-2028	
Ecd Teachers	All ECD Centres	Provision	COG/GOK/Development Partners	2023-2028	
Bursaries	Muhuru West	Disbursement Of Bursaries	COG/GOK/Development Partners	2023-2028	
Recruitment	Muhuru West	Recruitment Of Ecd Teachers	COG/GOK/Development Partners	2023-2028	
Tournaments	Muhuru West	Word Tournament For The Youths	COG/GOK/Development Partners	2023-2028	
Equipment	Muhuru West	Supply Equipment Of Ecd Clases	COG/GOK/Development Partners	2023-2028	
Classroom	Muhuru West	Additional Classroom Ecd	COG/GOK/Development Partners	2023-2028	
Ecd Classroom At Kurukongo	Muhuru West		COG/GOK/Development Partners	2023-2028	
Ecd Centre At Koyudi Centre	Muhuru West		COG/GOK/Development Partners	2023-2028	
Winjo Ecd	East Muhuru	Provision	COG/GOK/Development Partners	2023-2028	
Banda Ecd	East Muhuru	Provision	COG/GOK/Development Partners	2023-2028	
Awarding Bursaries	East Muhuru	Provision	COG/GOK/Development Partners	2023-2028	
Awarding Scholarships	East Muhuru	Provision	COG/GOK/Development Partners	2023-2028	
Increase Ecd Classes To Obolo, Winjo, And Tagache	East Muhuru	Adiitional Clases	COG/GOK/Development Partners	2023-2028	

**GOT KACHOLA WARD**

Project name	Location/Sub-location	Description of Activities	Source of funding	Timeframe	Implementing Agency
Ecd classroom at	Nyangere , chamachichi, kanyandiko, koweru, nyandalo, wiyao, aneko, mariwa, kasembo, amoyo central, ulando, bande, nyakurungoto, aongedhiang, mangu, kotoso	Construction of 2more ECDE centers	COG/GOK/Development Partners	2023-2028	County Government of Migori
Eye center lidha	West kadem		COG/GOK/Development Partners	2023-2028	
Sports facility at	Pengle or serena		COG/GOK/Development Partners	2023-2028	
Sanitary towels	West kadem	Provision	COG/GOK/Development Partners	2023-2028	
Pit latrines at	Chamachichi, kanyandiko, koweru, nyandalo, wiyao	Construction	COG/GOK/Development Partners	2023-2028	

*Migori County Integrated Development Plan (2023 – 2027)*

Project name	Location/Sub-location	Description of Activities	Source of funding	Timeframe	Implementing Agency
Apilo youth empowerment center	West kadem	Construction	COG/GOK/Development Partners	2023-2028	
Woweru football pitch	West kadem	Construction	COG/GOK/Development Partners	2023-2028	
Apilo social hall	West kadem	Construction	COG/GOK/Development Partners	2023-2028	
Bursaries at	West kadem, aneko	Provision	COG/GOK/Development Partners	2023-2028	
Apilo football pitch	West kadem	Construction	COG/GOK/Development Partners	2023-2028	
Annual tournament for youths	aneko	Financial support	COG/GOK/Development Partners	2023-2028	
Stadium	Amoyo central	Construction of play field	COG/GOK/Development Partners	2023-2028	
Social hall	Amoyo central	construction	COG/GOK/Development Partners	2023-2028	
Sanitary towels	Amoyo central	Distribution to schools	COG/GOK/Development Partners	2023-2028	
Aongedhiang village poly	East kadem/bande	construction	COG/GOK/Development Partners	2023-2028	
Youth information vocational center	bande	construction	COG/GOK/Development Partners	2023-2028	

**KACHIENG WARD**

Project name	Location/Sub-location	Description of Activities	Source of funding	Timeframe	Implementing Agency
Polytechnic	Sori sub-location, Gunga sub-location	Construction	COG/GOK/Development partners	2023-2028	County Government of Migori
ECD	Sori Primary, Bongu and Kopala	Completion			
ECD	At BL.Tezza Primary, Gunga Primary, , Obondi primary, in Gunga sub-location, Agolo Muok, Raga At Sidika, Bongu sub-location	Construction	COG/GOK/Development partners		
Ward bursaries	Wardwide	Promote affordable education	COG/GOK/Development partners	2023-2028	
Talent promotion (Tornament) For youths across Sori sub-location, Gunga sub-location	Wardwide	Promotion	COG/GOK/Development partners	2023-2028	
Youth groups and Empowerment Program	Wardwide	Introduction and promotion	COG/GOK/Development partners	2023-2028	
Employment	Wardwide	Availing opportunities	COG/GOK/Development partners	2023-2028	
Boy child Protection	Wardwide	Support and mentorship	COG/GOK/Development partners	2023-2028	
Fencing stadium	Sori Stadium	Construction of Perimeter wall	COG/GOK/Development partners	2023-2028	
TVET	Kaduro	Construction	COG/GOK/Development partners	2023-2028	
Sidika Pri Field	Bongu sub-location	Construction	COG/GOK/Development partners	2023-2028	
Feeding Programme	Wardwide	To school going children	COG/GOK/Development partners	2023-2028	

**NORTH KADEM WARD**

Project name	Location/Sub-location	Description of Activities	Source of funding	Timeframe	Implementing Agency
ECDE Class rooms	Lower Central Kadem	Construction	COG/GOK/Development partners	2023-2028	County Government of Migori
Stand Alone ECD	Kibuon, Wathburu, Sayote	Construction	COG/GOK/Development partners	2023-2028	
TSC ECDE Teachers	Lower Central Kadem	Deployment	COG/GOK/Development partners	2023-2028	

Project name	Location/Sub-location	Description of Activities	Source of funding	Timeframe	Implementing Agency
Power Connections to public schools and health facilities	Lower Central Kadem	Installation	COG/GOK/Development partners	2023-2028	
Tournaments	Lower Central Kadem	Establishment	COG/GOK/Development partners	2023-2028	
Women / Youth Group	Lower Central Kadem	Establishment	COG/GOK/Development partners	2023-2028	
Sota ECDE Centre	North kadem	Construction of ECDE (Sota Ranginya)	COG/GOK/Development partners	2023-2028	
Pit Latrines	North kadem	Construction of Toilets (magungu and sota primary)	COG/GOK/Development partners	2023-2028	
TVET Centre	North kadem	Construction of Institute (Lwanda Township)	COG/GOK/Development partners	2023-2028	
Sport Clubs	North kadem	Equiping clubs with equipments (North kadem)	COG/GOK/Development partners	2023-2028	
Owiro, Kikongo, Onyodhi ECDE Centres	Bala Central	Construction	COG/GOK/Development partners	2023-2028	
TUK Polytechnic	Tuk	Construction	COG/GOK/Development partners	2023-2028	
ECDE Teachers	Ward wide	Deployment of 8 ECDE Teachers	COG/GOK/Development partners	2023-2028	
Nyaluoro Youth Centre	Nyaluoro	Construction	COG/GOK/Development partners	2023-2028	
Child Lavatunes	Ward wide	Construction	COG/GOK/Development partners	2023-2028	
Odiyo Polytechnic	N/E Kadem	Construction of new polytechnic	COG/GOK/Development partners	2023-2028	
ECDE Classes	Nyaruanda, Oganga, Nyandururu, Nyawita, Agulu, kangangina and Odudo primary schools	Construction of ECDE Classes	COG/GOK/Development partners	2023-2028	
Rehabilitation Centre	N/E Kadem	Construction of centre of learning for PWDs	COG/GOK/Development partners	2023-2028	
Football Pitch	N/E Kadem	Rehabilitation of Pitch	COG/GOK/Development partners	2023-2028	
Akala Polytechnique	N/E Kadem	Expansion, Equiping and Staffing	COG/GOK/Development partners	2023-2028	
Ndiwa ECDE	N/E Kadem	Construction of Pitch	COG/GOK/Development partners	2023-2028	
Nalo Polytechnic	Magugu Central	Construction	COG/GOK/Development partners	2023-2028	
ECDE Teachers	Magugu Central	Recruitment	COG/GOK/Development partners	2023-2028	
Equiping ECDE Centres	Magugu Central	Equipment	COG/GOK/Development partners	2023-2028	
Sport Activities	Magugu Central	Provision	COG/GOK/Development partners	2023-2028	
Construction of ECDE Centres at Sota, Ogunde, Kiwiwo Primary schools	Magugu Central	Construction	COG/GOK/Development partners	2023-2028	
ECDE in all primary schools	Agenga, Karapolo and East kanyuor.	Construction	COG/GOK/Development partners	2023-2028	
Deployment of ECDE teachers in all schools	Karapolo, East Kanyuor and Agenga	Staffing	COG/GOK/Development partners	2023-2028	
Feeding Programmes in ECDE	Agenga, Adiel, Akala, Pom, Paw Ndege Kiluka,	Funding of feeding programs	COG/GOK/Development partners	2023-2028	
Modern football pitch	Agenga	Construction	COG/GOK/Development partners	2023-2028	
Annual Tournament	Ward wide	Sponsoring sports adventures	COG/GOK/Development partners	2023-2028	

**RONGO SUB COUNTY**

**EAST KAMAGAMBO WARD**

Project name	Location	Description of Activities	Source of funding	Timeframe	Implementing Agency
Kudho School	Kambija	New Construction	COG/GOK/Development Partners	2023-2028	County Government Of Migori
Stalled Nursery School At Kimamra	Kongudi	Has Donated Public Land For The New School. To Be Registered And School Started	COG/GOK/Development Partners	2023-2028	
Latrines, Chairs, And Ater Tanks	Est Kanyamamba	Construction Of Latrines, Supply Of Chairs And Clean Water	COG/GOK/Development Partners	2023-2028	
Special School	Kanyadieo	Construction	COG/GOK/Development Partners	2023-2028	
Ecd Centre Opapo	Kanyadieo	Construction	COG/GOK/Development Partners	2023-2028	
Ecd Centre Dago	Kanyadieo	Construction	COG/GOK/Development Partners	2023-2028	
Orphanage Homes	Kangeso	Construction	COG/GOK/Development Partners	2023-2028	
Latrines For All Ecde Centres	East Kamagambo	Construction	COG/GOK/Development Partners	2023-2028	
Ecd At Kangeso	Kangeso	Construction Of One Classroom	COG/GOK/Development Partners	2023-2028	
St. Dalmas Ecd Classroom	Kongoma	Construction Of One Classroom	COG/GOK/Development Partners	2023-2028	
Apondo Pri. Ecde	Kongoma	One Classroom	COG/GOK/Development Partners	2023-2028	
ECD	Opapo and St. Johna Nyangau ECD	Completion and Renovation of ECD	COG/GOK/Development Partners	2023-2028	
Toilets	All ECD	Completion and Renovation of ECD	COG/GOK/Development Partners	2023-2028	
ECD	Kangeso Primari, Paul Around Primary, Ngere,Pundo Kawiti, Sango, Kudho Primary	Construction	COG/GOK/Development Partners	2023-2028	
Sports	Wardwide	Provision of Sports equipment			
Ecde Centre At Mitwe Primary School	East Kanyamamba	Construction	COG/GOK/Development Partners	2023-2028	
Vocational Centres	Upper East Lower East	Construction			
Ecde Center At Aila Primary	East Kanyamamba	Construction	COG/GOK/Development Partners	2023-2028	

**SOUTH KAMAGAMBO WARD**

Project Name	Location/sub location	Description of Activities	Source of funding	Timeframe	Implementing Agency
ECDE classrooms	Kanga,Kitere, Arundo,Tuko ,Omwere, ,Ongou, Okumba, Kitunja, Banda, Dago Kodero Chula,Koyar, Kondoro, Nyironge, Orembe,Banda, Nyatienge, Toku. Ngou,and Chula Mbita(stand alone)	Construction of ECDEs classrooms and equipping	COG/GOK/Development partners	2023-2028	County Government of Migori
polytechnic	chamgiwadu	Construction and equipping	COG/GOK/Development partners	2023-2028	
Stadiums	Kanyimach,sigiria and kamgudho	Construction and equipping	COG/GOK/Development partners	2023-2028	
vocational training	South kamagambo, Koyar	construction	COG/GOK/Development partners	2023-2028	
Empowerment of youth ,women and men	Entire ward	Awarding tenders	COG/GOK/Development partners	2023-2028	
Bursary allocation	Entire ward	Giving bursary to need students	COG/GOK/Development partners	2023-2028	
Governors scholarship	Entire ward	To all need students	COG/GOK/Development partners	2023-2028	

**NORTH KAMAGAMBO WARD**

Project name	Location/Sub-location	Description of Activities	Source of funding	Timeframe	Implementing Agency
God Nyinyo Polytechnic Dormitories	North Kamagambo	Construction and Equipping	COG/GOK/Development partners	2023-2028	County Government of Migori
ECDE classroom at	Kamej,ndege oriedo,lwala, tuk jow, kamito,god.nyinyo, andingo kokebe, kuna, uriri , Ofuanga, Kanyadigro, Minyenya, Kadianga, Sumba, Miyare, Pundo Koloo	Construction and Equipping	COG/GOK/Development partners	2023-2028	
Wheelchairs at	Kameji , south east kamagambo, s/kamwango	provision	COG/GOK/Development partners	2023-2028	
Cshool Feeding Programme	All ECD	Provision	COG/GOK/Development partners	2023-2028	
Sports Academy and Youth Resource Centre	Wardwide	Establishment	COG/GOK/Development partners	2023-2028	
Football pitches		Provision of goal posts/nets	COG/GOK/Development partners	2023-2028	
Sanitary Towels	All Schools in the Ward	Provision	COG/GOK/Development partners	2023-2028	
Football clubs	North Kamagambo	Distribution of sports kits	COG/GOK/Development partners	2023-2028	
Busery	North Kamagambo	Provision	COG/GOK/Development partners	2023-2028	
Schoolships	North Kamagambo	Privision	COG/GOK/Development partners	2023-2028	
Vocational training center	North Kamagambo	Construction	COG/GOK/Development partners	2023-2028	
Ward tournament	North Kamagambo	Construction	COG/GOK/Development partners	2023-2028	
Sanitary towels all schools	North Kamagambo	Provision	COG/GOK/Development partners	2023-2028	
Youths with special tallents	North Kamagambo	empowerment	COG/GOK/Development partners	2023-2028	
Youth association	North Kamagambo	Formation	COG/GOK/Development partners	2023-2028	
St. peters kuna mixed	North Kamagambo	Needs school bus	COG/GOK/Development partners	2023-2028	

**CENTRAL KAMAGAMBO**

Project name	Location /sub-location	Description of Activities	Source of funding	Timeframe	Implementing Agency
ECDE Center	Wardwide	Construction Equipping	COG/GOK/Development partners	2023-2028	County Government of Migori
Staffing of ECDEs	Kanyingombe	Deployment	COG/GOK/Development partners	2023-2028	
Kanyngombe, Bungu, Rongo Primary and Marera primary ECDE	Kabuoro	Construction	COG/GOK/Development partners	2023-2028	
Kuja school for the deaf	Kodero obara	Equipping	COG/GOK/Development partners	2023-2028	
Adult school	Township	Establishment	COG/GOK/Development partners	2023-2028	
Social hall	Rongo municipality	Construction	COG/GOK/Development partners	2023-2028	
Vocational Training Centre	Juakali Area	Construction	COG/GOK/Development partners	2023-2028	
New Stadium	Show ground	Construction	COG/GOK/Development partners	2023-2028	
Public library	Rongo municipality	Construction	COG/GOK/Development partners	2023-2028	

## AWENDO SUB COUNTY

### CENTRAL SAKWA

Project name	Location/Sub-location	Description of Activities	Source of funding	Timeframe	Implementing Agency
ECDE Classrooms and Construction of toilets	Kombok north Sub-location at Ombo-Kware, Obama Primary, Andingo Dip, Kokuro Pri., Kokore Pri areas in Kombok north Sub-location, Kanyagwala Sub-location At Oirondo, Otacho Kaloch, Kachacha, Kowino, Otacho primary ECDE, Ogwamrondo Primary in Kanyagwala, South Kombok Sub-location at Ranjira, Adel and Anindo, Kasidula Sub-location at Dago-Kokuro	Construction of classrooms	COG/GOK/Development partners	2023-2028	County Government of Migori
Vocational Training Institute	South Kombok Sub-location	Construction and facilitation	COG/GOK/Development partners	2023-2028	
Club Promotion	Kombok north Sub-location	Promotion of Raywer club	COG/GOK/Development partners	2023-2028	
Bursaries and scholarships	Wardwide	Supporting the needy students	COG/GOK/Development partners	2023-2028	
Feeding Program	Wardwide	To ECDE school going students	COG/GOK/Development partners	2023-2028	

### NORTH SAKWA WARD

Project name	Location/Sub-location	Description of Activities	Source of funding	Timeframe	Implementing Agency
ECDE centres	Nyakuru, Oboke, Alara, Nyambija, Kindu, Sangla, Yago, Kuja, Ranen, Nyang'aya & Raruona primary schools	Construction & equipping Staffing & playing equipment	COG/GOK/Development partners	2023-2028	County government of Migori
Stand alone ECDE centres	Ramba-Kakmasia West Oora- Kadera Kuoyo Pap Kajwng- Kadera Luala	Purchase of land for EDCE teachers	COG/GOK/Development partners	2023-2028	
ICT hub	Nyakuru, Kuja & Kadera Kwoyo	Construction & equipping	COG/GOK/Development partners	2023-2028	
Talent and Innovation Centre	Kuja Nyokal	Construction & equipping	COG/GOK/Development partners	2023-2028	
Youth polytechnic	Nyakuru, Alara/Nyambija, Kadera Lwala & Ranen	Construction & equipping	COG/GOK/Development partners	2023-2028	
Sport facilities & ward tournament	Ward wide	Supply of playing kits to football clubs	COG/GOK/Development partners	2023-2028	
Childcare centre	Kadera Lwala	Construction & equipping	COG/GOK/Development partners	2023-2028	
Car wash	Kadera Kwoyo	Construction	COG/GOK/Development partners	2023-2028	
Annual talent shows & exhibitions	Kadera Kwoyo	Implementation	COG/GOK/Development partners	2023-2028	

### SOUTH SAKWA WARD

Project name	Location/Sub-location	Description of Activities	Source of funding	Timeframe	Implementing Agency
Special Needs School and Rescue Centre	Rinya	Special needs school at Rinya Chiefs camp Safe space facility at Rinya	COG/GOK/Development partners	2023-2028	County Government of Migori
Ecde classroom at	Manyatta, Sony, St. Cecilia, Kwar and Sare. ECDE at Dago, Rabuur, siany, Bonde, Rinya, Angaga, Mulo, Bondo, Ongora and Bongu ECDE at Mariwa, Pe, Malunga, Ulanda, Akoko, Mahena, Utoma and Uradi ECDE at Ng'ong'a, Marienga, Saka, and Aorajope	Construction 2 more Ecde classrooms	COG/GOK/Development partners	2023-2028	



Project name	Location/Sub-location	Description of Activities	Source of funding	Timeframe	Implementing Agency
Stand alone ECDE	at Get annex 1, Get annex 2, Bonde annex 1, Angaga annex 1	Construction and Equiping	COG/GOK/Development partners	2023-2028	
Resource Centre	Waudha Mariwa	Resource centre at Waudha Mariwa V E T C	COG/GOK/Development partners	2023-2028	
Dormitory at manyatta VTC	Waware	Construction of 2 more Ecde classrooms	COG/GOK/Development partners	2023-2028	
Administration block at manyatta VTCE	Waware		COG/GOK/Development partners	2023-2028	
Latrines at	Waware, marienga, ng'ong'a	construction	COG/GOK/Development partners	2023-2028	
Loo rateng ,pi kwar, orire annex	East sakwa	Construction of new annex	COG/GOK/Development partners	2023-2028	
Marienga V.T.C	Waudha	Construction	COG/GOK/Development partners	2023-2028	
Resource center	Waudha	Construction	COG/GOK/Development partners	2023-2028	
Mariwa V.E.T.C	South sakwa	Construction	COG/GOK/Development partners	2023-2028	

**WEST SAKWA WARD**

Project name	Location/Sub-location	Description of Activities	Source of funding	Timeframe	Implementing Agency
ECDE Classroom	Kodeny, Kachangwe, Ombasa	Construction	COG/GOK/Development partners	2023-2028	County Government of Migori
Tournaments	Wardwide	Sporting activities	COG/GOK/Development partners	2023-2028	
Chairs	All ECD Centres	Provision of chairs to ECDE Classess	COG/GOK/Development partners	2023-2028	
Kodeny vocational Training Centre	Kamresi	Construction of Kitchen, workshop and provision of tools and equipments, Hostels for boarders, Kitchen and Bursary for needy learners	COG/GOK/Development partners	2023-2028	
ECDE Classrooms	All public Schools	Construction	COG/GOK/Development partners	2023-2028	
Standalone ECDE Classroom	Kuoyo Valley, Pap Kamola, Kibira and Nyabuanga	Construction	COG/GOK/Development partners	2023-2028	
Youths club	wardwide	Financing youth clubs	COG/GOK/Development partners	2023-2028	
Toilets to ECDE	Ward wide in all ECD centres	2023-2028	COG/GOK/Development partners	2023-2028	
ECDE Teachers	wardwide	Recruitment of ECDE teachers	COG/GOK/Development partners	2023-2028	
ECDE Teachers	wardwide	Provision of training and recruitment of ECDE teachers	COG/GOK/Development partners	2023-2028	
Bursary	wardwide	Provision of bursary to the needy students	COG/GOK/Development partners	2023-2028	
Social Hall	Nyatambe	Construction	COG/GOK/Development partners	2023-2028	
Football pitch	Rabondo Community Football pitch	Levelling	COG/GOK/Development partners	2023-2028	

**URIRI SUB COUNTY**

**CENTRAL KANYAMKAGO WARD**

Project name	Location/Sub-location	Description of Activities	Source of funding	Timeframe	Implementing Agency
ECDE at Miraya , Nyamilu and Ramuma	West Kawere Sub-location,East Kawere sub-location,Nyaobe sub-location,Kawere II B sub-location	Construction	COG/GOK/Development partners	2023-2028	County Government of Migori
Stand Alone	Siala ,Kapudo and Nyaobe	Construction	COG/GOK/Development partners	2023-2028	
Playing field at Miraya	West Kawere Sub-location	Facilitation	COG/GOK/Development partners	2023-2028	
Bursary	Nyaobe sub-location	Allocation	COG/GOK/Development partners	2023-2028	
Sports Stadium	Central Kawere	Construction	COG/GOK/Development partners	2023-2028	
ECDE teachers	Wardwide	Employment		2023-2028	
Polytechnic	West Kawere Sub-location	Construction	COG/GOK/Development partners	2023-2028	
	Esat Kawere Sub-location				
Driving cosrcees	East Kawere sub-location		COG/GOK/Development partners	2023-2028	
PDW, Youth and women Empowerment and Employment	Wardwide	Provision	COG/GOK/Development partners	2023-2028	
Social Hall	Piny Owacho	Construction	COG/GOK/Development partners	2023-2028	
Club Uniforms	Wardwide	Supply	COG/GOK/Development partners	2023-2028	
Tournament	Wardwide	Establishment	COG/GOK/Development partners	2023-2028	
Kolela cultural center	East Kawere sub-location	Establishment	COG/GOK/Development partners	2023-2028	
Cultural Shows	Wardwide	Establishment	COG/GOK/Development partners	2023-2028	
Feeding Programme	Wardwide	Establishment	COG/GOK/Development partners	2023-2028	
Toilets for ECDE	Wardwide	Construction	COG/GOK/Development partners	2023-2028	
Sports Equipments	Wardwide	Supply	COG/GOK/Development partners	2023-2028	
Goal Posts	Wardwide	Installation	COG/GOK/Development partners	2023-2028	

**SOUTH KANYAMKAGO WARD**

Project name	Location/Sub-location	Description of Activities	Source of funding	Timeframe	Implementing Agency
ECDE centres	Wardwide	Construction & equipping	COG/GOK/Development partners	2023-2028	County government of Migori
Feeding program	Ward wide	Initiating feeding program in all ECDE centres	COG/GOK/Development partners	2023-2028	
Youth polytechnic	Lwala & Ombo Kobwanga	Construction & equipping	COG/GOK/Development partners	2023-2028	
Sport tournament	Ward wide	Implementation & registration of all clubs	COG/GOK/Development partners	2023-2028	
Social hall	Oyani & Kowak public lands	Construction	COG/GOK/Development partners	2023-2028	
Pit latrines in schools	Ward wide	Construction	COG/GOK/Development partners	2023-2028	
Empowerment of women, PWD & youth	Wardwide	Implementation	COG/GOK/Development partners	2023-2028	

**NORTH KANYAMKAGO WARD**

Project name	Location/Sub-location	Description of Activities	Source of funding	Timeframe	Implementing Agency
Ecede classroom at	Anding'o pri, akonjo,obwongo otwagi ojwang omollo, akonjo obuongo, wapongo, kologi, amoso, ongoro, korure ,lower akonjo, mori, nyambeche, minyere,dudu, anjego, pap korwa, ayiego, koduogo, change, nyaroya konditi, malich	Construction of 2 Ecede classrooms	COG/GOK/Development partners	2023-2028	County Government of Migori

Project name	Location/Sub-location	Description of Activities	Source of funding	Timeframe	Implementing Agency
	, masoge, Obama, okumbo, oria, rae, nyamasare, ondome, achama				
Akonjo sports ground	Kamngundho11	construction	COG/GOK/Development partners	2023-2028	
Ward youth fund	Wardwide	empowerment	COG/GOK/Development partners	2023-2028	
Pwd ward fund	Wardwide	empowerment	COG/GOK/Development partners	2023-2028	
Ward tournament	Wardwide		COG/GOK/Development partners	2023-2028	
Sport uniforms	Wardwide	distribution	COG/GOK/Development partners	2023-2028	
Rapogi stadium	Katieno 1	construction	COG/GOK/Development partners	2023-2028	
Youth groups	Wardwide	Empowerment loaning	COG/GOK/Development partners	2023-2028	
University of agriculture and technology	rapogi	construction	COG/GOK/Development partners	2023-2028	
Rapogi polytechnic	Katieno 1	Upgrade	COG/GOK/Development partners	2023-2028	
Governors scholarship	Katieno 1	provision	COG/GOK/Development partners	2023-2028	
Youth vocational training center	komenya	construction	COG/GOK/Development partners	2023-2028	
Youth special center	Komenya, Adingo and Ayego	recommended	COG/GOK/Development partners	2023-2028	
Masoge modern sports facility	Komenya	construction	COG/GOK/Development partners	2023-2028	
Women groups	Wardwide	funding	COG/GOK/Development partners	2023-2028	
Social halls	Ongito, uhuru, odeny		COG/GOK/Development partners	2023-2028	
County bursaries	Wardwide	distribution	COG/GOK/Development partners	2023-2028	
Koduogo stadium	Katieno1	construction	COG/GOK/Development partners	2023-2028	
Counselling center	Othoro Sub County Hospital	construction	COG/GOK/Development partners	2023-2028	

**EAST KANYAMKAGO**

Project name	Location/ sub-location	Description of Activities	Source of funding	Timeframe	Implementing Agency
Sports and cultural center	Thimjope	Equipping	COG/GOK/Development partners	2023-2028	County Government of Migori
Polytechnic	Nyahera	Construction and equipping	COG/GOK/Development partners	2023-2028	
Stand Alone ECDE classrooms	Silanga Modi Complex	Construction and equipping	COG/GOK/Development partners		
ECDE teachers	Wardwide	Deployment of ECDE teachers across all ECDE Centres	COG/GOK/Development partners	2023-2028	
Toilets	Wardwide	Construction	COG/GOK/Development partners	2023-2028	
Ward Tournament and Distribution	Wardwide	Provision	COG/GOK/Development partners	2023-2028	
ICT Centre	Oyani	Construction	COG/GOK/Development partners	2023-2028	
Social Hall	Luoro Oyani	Construction of Social hall	COG/GOK/Development partners	2023-2028	
ECDE classrooms	Nyakurukama ,Kamboga, Pundo,Kowiti,Wakodongo,Nyakukuma,,Kombaga,	Construction and equipping	COG/GOK/Development partners	2023-2028	

Project name	Location/ sub-location	Description of Activities	Source of funding	Timeframe	Implementing Agency
	Wikodongo, Ahenyo, Arambe, Manyatta, Luro, St. Thomas, Wikonyaro, Thimjope, St. Marys Ogola				

#### WEST KANYAMKAGO WARD

Project name	Location/Sub-location	Description of Activities	Source of funding	Timeframe	Implementing Agency
Bursary	Wardwide	Provision of bursaries to needy students	COG/GOK/Development partners	2023-2028	County Government of Migori
Equipping ECDEs	Wardwide	Construction of Nyabuge, Osogo, Marrum, Nyamage, Korwa and Wangchieng ECDE	COG/GOK/Development partners	2023-2028	
Social Hall	Kajulu I	Construction of Social hall at Obama Shopping Centre	COG/GOK/Development partners	2023-2028	
ECDE teachers	Wardwide	Deployment of ECDE teachers across all ECDE Centres	COG/GOK/Development partners	2023-2028	
ECDE Classrooms	Wardwide	Construction of ECDE Classes at Nyathanga, Nyang'anga, Nyamage, Marrum and Got Korwa	COG/GOK/Development partners	2023-2028	
Sports Equipment	Wardwide	Distribution of Sports Equipment	COG/GOK/Development partners	2023-2028	
ECDE Classrooms	Wardwide	Construction of ECDE Centres at Kambogo primary and Siro Primary.	COG/GOK/Development partners	2023-2028	
Youth Polytechnic	Kajulu IB	Construction	COG/GOK/Development partners	2023-2028	
Naturing Talent Centre	Kajulu IB	Construction	COG/GOK/Development partners	2023-2028	
Youth Empowerment	Kajulu IB	Provision of Loans and Funds to youths	COG/GOK/Development partners	2023-2028	
Sanitary Towels	Wardwide	Provision of Sanitary towels to females	COG/GOK/Development partners	2023-2028	
VETC in Kajulu II sub location	Kajulu II	Construction of Vocational training Centre at Midida	COG/GOK/Development partners	2023-2028	
Construction of ECDE classes	Wardwide	Construction of ECDE classes at Holo kayuda, Ondati, oyugis and Kaluambe	COG/GOK/Development partners	2023-2028	
ECDE Teachers	Wardwide	Employment of ECDE teachers	COG/GOK/Development partners	2023-2028	
Football Pitch	Kajulu II	Upgrading of midida football pitch	COG/GOK/Development partners	2023-2028	
Women and Youth Empowerment	Wardwide	Capacity building for women and youths	COG/GOK/Development partners	2023-2028	

## 7.2.9 WATER AND ENERGY

### KURIA WEST SUB COUNTY

#### TAGARE WARD

Project name	Location/Sub-location	Description of Activities	Source of funding	Timeframe	Implementing Agency
Borehole	Ngisiru Centre, tagare primary, kwigoto village, gaibose, kwibu, birira, kwamakebe, Nyamekoma, Getaisari Nyabirongo, Rugituri, Masurura, Muchebe Dispensary, Nyankore, Korogati, Nyambare, Romaguha Nyangoge and Rokere	Drilling and Equipping	COG/GOK/Development partners	2023-2028	County Government of Migori
Karamu water hole	Karamu, Nyamoko, Marira	Fencing, Repair and protection	COG/GOK/Development partners	2023-2028	
Flood lights	Ngisiru, Nyangoge, Komorege, Kongoto, Nyamagogwe, Mabera and Karamu, Nyankore market, Nyabirongo market, Muchebe market, Korogati market, and Tongeria market	Installation	COG/GOK/Development partners	2023-2028	
Mabera water project	Mabera	Distribution of water	COG/GOK/Development partners	2023-2028	
Springs protection	Siriaka Mabera (Chacha Murimi), Kuhuntutu (Robi Chacha), Getaisaria (Selevester Mwita magwe),		COG/GOK/Development partners	2023-2028	

Project name	Location/Sub-location	Description of Activities	Source of funding	Timeframe	Implementing Agency
	Kembesa, Kegikara, Kerange, Kemuita, Kewanchage, Getona, Nyankore Gekerario, Kemaroa And Obokeye and Gethona Gechana				
Water pan	Komorege, Getona, Komorege,	Construction	COG/GOK/Development partners	2023-2028	
Dam	Kenyaitera, Buchoncha, Romaguha Mabera and Ngisiru	Construction	COG/GOK/Development partners	2023-2028	
Water Tanks	All public Institutions	Supply and installation	COG/GOK/Development partners	2023-2028	

**ISEBANIA WARD**

Project name/location	Location/Sub-location	Description of Activities	Source of funding	Timeframe	Implementing Agency
Street lights	Wardwide	Installation of floodlights	COG/GOK/Development partners	2023-2028	County Government of Migori
Lastmile MIKUTRA connectivity	Wardwide	Construction and supply of water	COG/GOK/Development partners	2023-2028	
Boreholes	Wardwide	Drilling	COG/GOK/Development partners	2023-2028	
Water kiosk	Wardwide	Construction of water kiosk and distribution of water	COG/GOK/Development partners	2023-2028	
Water Pumps	Major centres	Installation	COG/GOK/Development partners	2023-2028	
Solar lights	All trading centres	Installation	COG/GOK/Development partners	2023-2028	
Dams	Bukumburi Kongabi	Construction	COG/GOK/Development partners	2023-2028	
Dams	Gwitanka - Nyamwini Dam	Rehabilitation	COG/GOK/Development partners	2023-2028	

**MASABA WARD**

Project name	Location/ Sub-location	Description of Activities	Source of funding	Timeframe	Implementing Agency
Borehole	Sagegi , Kombe dispensary, Nyamekongoroto health centre ,Gekamiri, Kegetangita Bohorera, Rowambura Sinda, Ke Murimi mbusiru, Ke Chacha Sandaria, Naora, Komasimo, Kurutiyange, Ndamukia, Kurutiyange, Ntiange, Getong'anya, Nyamagagana and Nyamekongoroto/Rongabi	Drilling, equipping and distribution	COG/GOK/Development partners	2023-2028	County Government of Migori
Solar lights	Kombe , Sagegi, Kurutiyange, Komasimo, Naora, Ndamukia, Kohanga, Nyamagagana, Naora, Nyamekongoroto, Korobunyige, Nyawitanchiria and Ntiyange	Installation	COG/GOK/Development partners	2023-2028	
Dam	Nyamekongoroto , Naora, Kurutiyange	Construction	COG/GOK/Development partners	2023-2028	
Kwinyonki – Masurura electricity	Nyanchabo	Connecting	COG/GOK/Development partners	2023-2028	
Market solar lights	Nyanchabo , Getonganya, Nyamekongoroto, Nyamararangere	Installation	COG/GOK/Development partners	2023-2028	
Water tanks to primary schools	Bugumbe north	provision	COG/GOK/Development partners	2023-2028	

**BUKIRA EAST WARD**

Project Name	Location / Sub-Location	Description of Activities	Source of funding	Timeframe	Implementing Agency
Water Kiosks	Taranganya	Construction	COG/GOK/Development partners	2023-2028	County Government of Migori
Floodlights and Streetlights	Taranganya	Installation	COG/GOK/Development partners	2023-2028	
Borehole	Taranganya	Drilling and Equipment	COG/GOK/Development partners	2023-2028	
Boreholes at Kizito, Mnada, Karosi, Kehancha Township, Market and Hospital	Igena	Drilling and Equipment	COG/GOK/Development partners	2023-2028	
Water Springs	Gekabaka, kamarura, Gwitongo	protection of water springs at Gekabaka, kamarura, Gwitongo	COG/GOK/Development partners	2023-2028	
Hand Pumps	kemarura, kwa machage, kwa gikaro, kaa na watu, keyako, kemwenga, karasi kumuchiro, keboke yako, kehero, john meja and chacha nkoro, Kwirambo	Rehabilitation	COG/GOK/Development partners	2023-2028	
Floodlights and Streetlights In Urban Centres and Markets	Igena	Installation	COG/GOK/Development partners	2023-2028	

**MAKERERO WARD**

Project name	Location	Description of Activities	Source of funding	Timeframe	Implementing Agency
Drilling Of Boreholes At Masebe Market, Robamura Village, Mwaru Village, Sorore Center, Kohego Market And Kengori Centre. Nyasese Disp., Nyabikaye(Maurice Sabora) mwaru Village, Sorore centre, Monanka Homestead, Kengori centre, Kohego centre, Nguku botete, Makerero Village, Kurunyarra Nyaihungurumo Getaigwa, Bokorankomo, Magiha Nyaiгена, Sirori Simba Village	Nyametuburo/Nyangiti/Nyabikaye	Provision	COG/GOK/Development Partners	2023-2028	County Government Of Migori
Water springs	Ward wide(Nyametembe, Kimarora, Weikena, Kegimonge, Kemorange, Kenyangoko, Gechachamaroa, Keghati Chacha, Gesungura, Gesensera, Kemagesa, Kesabora, Gechacha Balozi, Kebabalozi, Kemwita, Sindani and Kewnkuru masiko	Spring Water protection	COG/GOK/Development partners	2023-2028	
Spring Protection At Gucha Chuna, Matiko Osoko, Maseke And Gesungura	Nyabikaye	Maintainance	COG/GOK/Development Partners	2023-2028	
Construction Of Dams At Kwiribirabi And Bogere	Nyabikaye	Construction	COG/GOK/Development Partners	2023-2028	
Water Tanks To All Primary Schools And Administration Offices	Nyabikaye	Supply	COG/GOK/Development Partners	2023-2028	
Water Kiosks To Kohego, Taragwiti Isibania	Nyabikaye	Construction	COG/GOK/Development Partners	2023-2028	

Project name	Location	Description of Activities	Source of funding	Timeframe	Implementing Agency
Masebe					
Local Spring Water I.E Remutunu, Wandani, Kebunyacha, Kogonyi, Regasuku	Nyangiti	Maintance	COG/GOK/Development Partners	2023-2028	
15 Solar Street Light	Nyangiti	Provision	COG/GOK/Development Partners	2023-2028	
Construction of water Kiosks at Sorore, Masebe, Nyasese, Kohego, Nyabikaye, Taragwiti, Bingwiti, Kengori, Gukipimo, Nyametaburo, Robamura Centres, Nyangiti	Nyametuburo/Nyangiti/Nyabikaye	Construction	COG/GOK/Development Partners	2023-2028	
Water Tanks to all schools and needy Households	Wardwide	Provision	COG/GOK/Development Partners	2023-2028	

**BUKIRA CENTRAL WARD**

Project Name	Location/sub location	Description of Activities	Source of funding	Timeframe	Implementing Agency
Street lights	All market centres Ikerege, Komomange, Komasincha, Gwikonge, Magamaga, Akiba	installation	COG/GOK/Development partners	2023-2028	County Government of Migori
Market lights	Wardwide	installation	COG/GOK/Development partners	2023-2028	
Rural electrification	Wardwide	Supply	COG/GOK/Development partners	2023-2028	
Boreholes	Wardwide Kugitire Primary, Ikerege, Kewanchwikogetura, Komomange, Kiwandonyabokerange	Drilling	COG/GOK/Development partners	2023-2028	
Ward Admin Office	Gwikonge	Electrification	COG/GOK/Development partners	2023-2028	

**NYAMONSENSE KOMOSOKO WARD**

Project name	Location/Sub-location	Description of Activities	Source of funding	Timeframe	Implementing Agency
Water springs	Hanatu, Nyachocho, Kuchindimu, and Kimachombe	Protection			County Government of Migori
Borehole	Rogithi, kubigina, Nyambarangacha, Taguma, Nyasagati, Kumabaso and nyamgwi, Isibania primary, Komosoko primary, Nyabohance market and Kongariso primary	Drilling and equipping of boreholes	COG/GOK/Development partners	2023-2028	
Water tanks	Boremagongo dispensary, all ECDE centres	Provision of water tanks	COG/GOK/Development partners	2023-2028	
Flood lights	Komosoko, Komakara, tarosekia and Bogambero	Installation	COG/GOK/Development partners	2023-2028	
Street lights	Wardwide	Installation	COG/GOK/Development partners	2023-2028	
MIKUTRA connectivity	Wardwide	Installation	COG/GOK/Development partners	2023-2028	
Dams	Wardwide	Rehabilitation	COG/GOK/Development partners	2023-2028	
Street lights	Nyamosense, Irana, Nyamigwi, Giosani, Getongoroma and Komakabe	Installation of street lights	COG/GOK/Development partners	2023-2028	

**KURIA EAST SUB COUNTY**

**NTIMARU WEST WARD**

Project name	Location/Sub-location	Description of Activities	Source of funding	Timeframe	Implementing Agency
Market Lights	Kwibancha Market, Mogai Muiria Market, Kugitiro Vocational Training, Mutiniti Market, Matare Village, Ntimaru Primary, Ntimaru Special School, Mekora, Kwiho, Daraja Mbili & Kigekerege, Igena Itambe Primary, Nyametembe, Bongebo Day	Installation	COG/GOK/Development partners	2023-2028	County Government of Migori
Street Lights	Mwita Masara Junctio, Kohero, Senkenya , Seronga, Nyabikondo Kibonue, Gairoro, Magaga	Installation	COG/GOK/Development partners	2023-2028	
Gitungi Coffee Factory	Gitungi	Electricity connection			
Supply Water	From Gisire Borehole To Locals, From Matare Sec. School To Locals, Makararangwe Bore Hole To Public, Cerial Water, Ntimaru Primary To The Public	Supply	COG/GOK/Development partners	2023-2028	
Bongebo Day Borehole	Bongebo	Renovation	COG/GOK/Development partners	2023-2028	
Gamobaso Dam	Ntimaru West	Renovation	COG/GOK/Development partners	2023-2028	
Gwitembe	Gwitembe	Water distribution	COG/GOK/Development partners	2023-2028	
Floodlights	Jerusalem	Provision	COG/GOK/Development partners	2023-2028	
Boreholes	Cannan, Ntimaru Town, Bogesia Village, Itibongo	Drilling and Equipping	COG/GOK/Development partners	2023-2028	
Kenyaitira and Kemwing'a springs	Ntimaru West	Construction and fencing	COG/GOK/Development partners	2023-2028	

**NYABASI WEST WARD**

Project name	Location/Sub-location	Description of Activities	Source of funding	Timeframe	Implementing Agency
Solar/street light installation	Sanchawa	Installation of street lights	COG/GOK/Development partners	2023-2028	County Government of Migori
Sanawa dam	Tebesi	Construction and equipping/Rehabilitation	COG/GOK/Development partners	2023-2028	
Street light	All market Centres	Installation of street lights	COG/GOK/Development partners	2023-2028	
Borehole	Kemakoba, Kebaroti, Sec. Bukora and Nyabikongori	Drilling of borehole	COG/GOK/Development partners	2023-2028	
Dams	Maroa Chegere, Sanchawa Area	Construction, Rehabilitation and equipping	COG/GOK/Development partners	2023-2028	
Water Kiosk	Kebaroti area	Construction and equipping	COG/GOK/Development partners	2023-2028	
Water Springs	Wardwide	Protection	COG/GOK/Development partners	2023-2028	

**GOKEHARAKA WARD**

Project name	Location/Sub-location	Description of Activities	Source of funding	Timeframe	Implementing Agency
Boreholes	Gosebe Market, Gokehuru, Makonge, Bokorankomu, Gokeharaka and Bukira South	Drilling & equipping	COG/GOK/Development partners	2023-2028	County government of Migori
Electricity	Masangora market	Installation	COG/GOK/Development partners	2023-2028	
Water dam	Simbori	Construction	COG/GOK/Development partners	2023-2028	
Water springs	Ward wide	Renovation	COG/GOK/Development partners	2023-2028	
Rehabilitation of Dams	Mahuntutu and Nyamakoma	Rehabilitation	Rehabilitation	Rehabilitation	



Project name	Location/Sub-location	Description of Activities	Source of funding	Timeframe	Implementing Agency
Solar light	Gokeharaka	Installation	COG/GOK/Development partners	2023-2028	

#### NYABASI EAST WARD

Project Name	Location / Sub-Location	Description of Activities	Source of funding	Timeframe	Implementing Agency
Boreholes at Nyamagenga, Nyakehomo and Koromaguncha	Nyabasi North	Drilling and Equipment	COG/GOK/Development partners	2023-2028	County Government of Migori
Dam at Monga Kemori	Nyabasi North	Construction	COG/GOK/Development partners	2023-2028	
Floodlights and Solar Street Lights at Kurigiri, Nyamagogwi and Sakuri	All Market Centres	Installation	COG/GOK/Development partners	2023-2028	
Boreholes at Nyamagogwi and Bumuncha	Nyabasi East	Drilling and Equipment	COG/GOK/Development partners	2023-2028	
Boreholes at Nyamotambe and Ronyasero	Nguruna	Drilling and Equipment	COG/GOK/Development partners	2023-2028	
Water	Nyamagongwi, Kegonga and Getongoroma	Supply and piping of Water	COG/GOK/Development partners	2023-2028	
Dams	Nyabasi Central Kwiriba(Completion)	Construction	COG/GOK/Development partners	2023-2028	
Kioruba borehole	Kioruba	Drilling, equipping and distribution	COG/GOK/Development partners	2023-2028	
Spring	Wardwide	Constructin and fencing	COG/GOK/Development partners	2023-2028	
Water Tanks	All ECD and Dispensaries	Supply	COG/GOK/Development partners	2023-2028	
Nyambeho Borehole	Nyambeho	Drilling, equipping and distribution	COG/GOK/Development partners	2023-2028	
Floodlights and Solar Street Lights in Markets and Dispensaries	Nyabasi Central	Installation	COG/GOK/Development partners	2023-2028	
Borehole	Kegonga	Rehabilitation and Equipng	COG/GOK/Development partners	2023-2028	
Boreholes at Nyamanche, Storo, Kenyabaturi and Chacha Gitura	Nyabasi Central	Drilling and Equipment	COG/GOK/Development partners	2023-2028	
Water Springs	Wardwide	Protection of water in entire Ward	COG/GOK/Development partners	2023-2028	

#### NTIMARU EAST WARD

Project name	Location/Sub-location	Description of Activities	Source of funding	Timeframe	Implementing Agency
ECDE Water tanks	Wangirabose,Nyamotambe,Itongo,Sagati,Minyere,Nyanongo,Makonge	Provision	COG/GOK/Development partners	2023-2028	County Government of Migori
Water Springs	Kemoserega,Kiogosi,Nyabuti,Kemagesa,Gesabai,Kemwita Baaru ,Kemenonge,Kechacha Simiti,Keweibe	Construction and fencing	COG/GOK/Development partners	2023-2028	
Floodlights	Wangirabose,Itongo,Taragai Market,Minyere Market,All ECDE schools in Ntimaru East Ward,Maendeleo Polytechnic	Installation	COG/GOK/Development partners	2023-2028	
Borehole at Sagati Chiefs Office	Sagati	Drilling	COG/GOK/Development partners	2023-2028	
Borehole at Itongo Sublocation, Nyankongo and Makonge	Itongo, Nyakongo and Makonge, Minyere, Giririani	Drilling	COG/GOK/Development partners	2023-2028	
Itongo Market floodlights	Itongo	Provision	COG/GOK/Development partners	2023-2028	

Project name	Location/Sub-location	Description of Activities	Source of funding	Timeframe	Implementing Agency
Makuge Water Spring	Makuge	Conservation	COG/GOK/Development partners	2023-2028	
Equip Renchege	Renchege	Equipping	COG/GOK/Development partners	2023-2028	
Siabai Cultural Centerv Flood Light	Siabai	Installation	COG/GOK/Development partners	2023-2028	
Water	Wangirabose market,Dispensary, Maendeleo Politecnique, Itongo Market, Itongo Dispensary. Taragai Market, Taragai Market and Makonge Dispensary	Distribution of Water			
Siabai Makonge dispensary flat light	Siabai	Installation	COG/GOK/Development partners	2023-2028	

## SUNA WEST SUB COUNTY

### ORUBA RAGANA

Project Name	Location/sub location	Description of Activities	Source of funding	Timeframe	Implementing Agency
Solar lights	Wardwide	Installation	COG/GOK/Development partners	2023-2028	County Government of Migori
Boreholes	Wardwide	Drilling and equipping	COG/GOK/Development partners	2023-2028	
Spring water	Wardwide	Protection of spring water and maintenance	COG/GOK/Development partners	2023-2028	
Water tanks	Wardwide	Provision of water	COG/GOK/Development partners	2023-2028	
China water	Wardwide	Extension /distribution of water	COG/GOK/Development partners	2023-2028	
Solar lamps	Wardwide	Installation of solar lamp	COG/GOK/Development partners	2023-2028	
Street lights	Wardwide	installation	COG/GOK/Development partners	2023-2028	
Solar panel	Wardwide	Installation	COG/GOK/Development partners	2023-2028	

### WASIMBETE WARD

Project name	Location/ Sub-location	Description of Activities	Source of funding	Timeframe	Implementing Agency
Giribe water	Giribe	expansion	COG/GOK/Development partners	2023-2028	County Government of Migori
Boreholes	Mancha, Nyabukemo,Kopanga, Masrura,Lwala,Pinyoyie,Barasengo,Dago, Jumbo, mubachi and Nyahera	Construction	COG/GOK/Development partners	2023-2028	
Water pan	Kipingi Silanga ,Machicha,Buembu, Ore, Masaria Silanga	Rehabilitation	COG/GOK/Development partners	2023-2028	
Floodlights	Pinyoyie,Buembu,Masaria,Kadongo	Installation	COG/GOK/Development partners	2023-2028	
Nyakungru water pan	Boya Giribe	Construction	COG/GOK/Development partners	2023-2028	

### WASWETA II WARD

Project Name	Location / Sub-Location	Description of Activities	Source of funding	Timeframe	Implementing Agency
Boreholes at Marindi and Kibumburia	Nyamange	Drilling and Equipment	COG/GOK/Development partners	2023-2028	County Government of Migori
Floodlights and Solar Streetlights in Centers and Markets	Nyamange	Installation	COG/GOK/Development partners	2023-2028	
Boreholes at Magoto, Nairobi Ndogo, Pap Kouta, Nyailing'a, Lela, Wuoth Ogik and Ndongyo	Wasweta 2	Drilling and Equipment	COG/GOK/Development partners	2023-2028	

Project Name	Location / Sub-Location	Description of Activities	Source of funding	Timeframe	Implementing Agency
Floodlights and Solar Street Lights at Nairobi Ndogo and Kibumburia	Wasweta 2	Installation	COG/GOK/Development partners	2023-2028	
Boreholes at Kipasi Songa, Manya, Shinyanga, Bondeni and Sagero B	Sagero	Drilling and Equipment	COG/GOK/Development partners	2023-2028	
Floodlights and Solar Street Lights at Sagero, Kitbul and Manya	Sagero	Installation	COG/GOK/Development partners	2023-2028	
Tree Nursery and Planting around Nyamome Dam	Nyamange	Establishment	COG/GOK/Development partners	2023-2028	
Tree Planting in All Schools	Wardwide	Establishment	COG/GOK/Development partners	2023-2028	
Fencing of Nyamome Dam	Nyamange	Construction	COG/GOK/Development partners	2023-2028	
Boreholes at Nyailing'a, Sindianya, Nyamilu, Ombo Dago, Ramoya	Nyamalu	Drilling and Equipment	COG/GOK/Development partners	2023-2028	
Dams at Ombo Dago, Bondo and Nyailing'a	Nyamalu	Construction	COG/GOK/Development partners	2023-2028	
Floodlights and Solar Street Lights at Ombo Dago, Senior Chief, Nyailing'a and Sindianya areas	Nyamalu	Installation	COG/GOK/Development partners	2023-2028	

#### WIGA WARD

Project Name	Location/sub location	Description of Activities	Source of funding	Timeframe	Implementing Agency
Dams	Pundo kademba, ndemra, omwomore, mukuro, Kikuongo	Construction Fencing and protection of dams	COG/GOK/Development partners	2023-2028	County Government of Migori
Boreholes	Chamagina, yao chief camp, godkwer,masara primary Nyasoko Primary & Secondary, Kikonge,God Kwer Vocational Training Center, Kior Primary School,Kibwon, Kosege And Nyambina, Magacha,Sumina And Nyambina	Drilling of boreholes	COG/GOK/Development partners	2023-2028	
Water project	Marabiko,nyasoko Kamasaga, Malaria, Nyambeche, Kabobo, Masara, Chamababe And Kokendi Are		COG/GOK/Development partners	2023-2028	
Spring protection	Wardwide	Spring protection	COG/GOK/Development partners	2023-2028	
Water distribution	Mukuro and Surrounding areas	Connecting mukoro water to st peters abwao	partners COG/GOK/Development	2023-2028	
Solar lights	all markets ,dispensaries in the ward	Installation	partners COG/GOK/Development	2023-2028	
Street lights	masara	installation	partners COG/GOK/Development	2023-2028	

#### SUNA EAST SUB COUNTY

##### KWA WARD

Project name	Location/Sub-location	Description of Activities	Source of funding	Timeframe	Implementing Agency
Boreholes	Wasweta Village, Rabuor Taya, Kano Village, God Ngoche, Kogola, Ogwedhi, Catholic church, Rabuor, Opasi, Rabuor taya Hills, Mirunga and Thidhna centre	Drilling of and distribution	COG/GOK/Development partners	2023-2028	County Government of Migori
Kogut, Siwal,Kaenoka,, Kodero, Kogelo, Kanyamsega, Lwanda Kanoa, Kabudo, Kajaoko,Kanaiti, Kakoto, Kabwana, Kondima, Komamo,Kajaoko, Koindi, Soko, Kawimbo	Kwa	Buying of 10,000 L to public institutions, spring protection	COG/GOK/Development partners	2023-2028	
Springs protection	Kanyaori, Konoka, Kanyawade, Kachagati, Kojuang, Kaeta Kachar,	Protection	COG/GOK/Development partners	2023-2028	

Project name	Location/Sub-location	Description of Activities	Source of funding	Timeframe	Implementing Agency
	koyieko, Kabuong and Luanda				
Flood lights	Kisindi, Mikiria, Pap Kabok, Mikiria and kona Kachagati	Installation	COG/GOK/Development partners	2023-2028	
10,000L water tank	Kisindi dispensary, Remo ECD, Kojea Market	Installation	COG/GOK/Development partners	2023-2028	
Protection of Spring	Sagegi, koboro, kaliech, Kambori and Mikiria	Protection of spring water	COG/GOK/Development partners	2023-2028	
flood lights	Sagegi	Maintenance	COG/GOK/Development partners	2023-2028	

**GOD JOPE WARD**

Project Name	Location/sub location	Description of Activities	Source of funding	Timeframe	Implementing Agency
Boreholes	Kilimanjaro secondary ,godroye catholic church ,god jope dispensary ,kachola secondary ,sigiria apostolic , wi –nyasare , wuok chieng primary, Migori youth polytechnic ,siling secondary ,	Drilling and supply of water	COG/GOK/Development partners	2023-2028	County Government of Migori
Water springs	Koketch,kaila, soko kamugwagi, soko konyang , kachidi,soko kasangra , soko kangaw , soko kamatete , kagufa ,koyieno , kandala , kolaka, kayoro ,kakakutu, kajoana ,Uganda ,kobinya , kawambogo, soko kamasore, achth, Nyaduong, Kopondo , kojoni ogid , kolenge, kokuna ,kakasina, kodila,kabuna ,kasaria, kaluka, kayoma , kobura,kadie, odiyo wange, kaduwa, Kalogo, kagor, kakwach	Construction and protection of water spring	COG/GOK/Development partners	2023-2028	
Water tanks	All primary school		COG/GOK/Development partners	2023-2028	
Solar lights	Ayego market nyahera, yadhingima , sango, anganga market, siling areas , tharaga speaker residence areas ,oyuma center ,oyore center ,kona kogwang ,nyaduong center , andingo catholic , god jope market , riat market nyanthenea market		COG/GOK/Development partners	2023-2028	
Rehabilitation and spring protection	Katunglu, kamakori, Kisumu ndogo,kobuya church		COG/GOK/Development partners	2023-2028	

**KAKRAO WARD**

Project name	Location/Sub-location	Description of Activities	Source of funding	Timeframe	Implementing Agency
Bam Got dam	Kirendo	Drilling & equipping	COG/GOK/Development partners	2023-2028	County government of Migori
Boreholes	Masagisagi, Kanyagunde, Nyango, Wiarot, Kikoma, Korwa, Nyamanga, Kakrao Sec School, ward Administration office and all public primary schools	Drilling & equipping	COG/GOK/Development partners	2023-2028	
Water springs	Nyandoto, Machibi, Kidoi, Kageyo, Chamkombe Rayudhi, Kadinga, Kangano, Kadich, Konduat, Komolo Ngege, Kanyaguda Atawa	Renovation	COG/GOK/Development partners	2023-2028	
Oboke dispensary borehole	Oboke	Drilling & equipping	COG/GOK/Development partners	2023-2028	
Solar lights	Suna North	Installation	COG/GOK/Development partners	2023-2028	
Water tanks	All public schools	Supply	COG/GOK/Development partners	2023-2028	
Water points	Nyarongi & Anjego	Drilling & equipping	COG/GOK/Development partners	2023-2028	
Water spring	Gatundo	Renovation	COG/GOK/Development partners	2023-2028	
PWDS	Ward wide	Water resource management supply	COG/GOK/Development partners	2023-2028	

**SUNA CENTRAL WARD**

Project Name	Location/sub location	Description of Activities	Source of funding	Timeframe	Implementing Agency
Solar lights	Wardwide	Installation	COG/GOK/Development partners	2023-2028	County Government of Migori
Boreholes	Ondong hospital, Andingo lichota, onyalo primary, kadika, ombo market, midoti dispensary	Drilling and equipping	COG/GOK/Development partners	2023-2028	
Spring water	Kokumu, Kosodo, Kanyanyim, Aroso, Oluti, Komego, Kitima, Kamumbo, Kokech, Kotiwa, Kamatoro, Koloo, Kagawo kanyachoaya, kanyauke, kamasome, nyachaweya, maura, kamaucha, Riangabi kotura, kandiego, kajerida, kajouny, Kamwaka, kandege, kodongo, kabonyo	Protection of spring water and maintenance	COG/GOK/Development partners	2023-2028	
Water tanks	Warwide	Provision of water	COG/GOK/Development partners	2023-2028	
China water	Warwide	Extension /distribution of water	COG/GOK/Development partners	2023-2028	
Solar lamps	Warwide	Installation of solar lamp	COG/GOK/Development partners	2023-2028	
Street lights	Kawa junction, Aroso, onyalo, kasevara, nyasare, banana, kagrado, kadika, Police line, Apida, Ombo, Midoti, Ochieng Orwa, Kanguka, Ngege, Kasala	installation	COG/GOK/Development partners	2023-2028	
floodlight	Ombo, Soko Mjinga, Nyasare, Onyalo, Kadika, Kawa Junction, Ngege, Mapera, Lichota, Nyamware, Midoti, Aroso, Banana and Kona Mbaya markets	Installation	COG/GOK/Development partners	2023-2028	

## NYATIKE SUB COUNTY

### KACHIENG WARD

Project name	Location/Sub-location	Description of Activities	Source of funding	Timeframe	Implementing Agency
Piped water	Sori Sub-location, Bongu sub-location	Completion of Raga Water project Construction of channels and supplies	COG/GOK/Development partners	2023-2028	County Government of Migori
Water harvesting	Sori Sub-location	Provision of water tanks	COG/GOK/Development partners	2023-2028	
Solar powered lightings	Bongu Sub-location		COG/GOK/Development partners	2023-2028	
Digging boreholes	1Kachieng	Digging boreholes in dry and hydrologically disadvantaged neighbourhoods AND Repair of boreholes at 1. Raguda borehole 2. Rabuor borehole Drilling and equipping of boreholes at 1. Obondi 2. Kaduro 3. Mirondo	COG/GOK/Development partners	2023-2028	
Water Spring Protection	Raga sub-location	Protection of water of Raga water spring	COG/GOK/Development partners	2023-2028	

### KALER WARD

Project name	Location/Sub-location	Description of Activities	Source of funding	Timeframe	Implementing Agency
Borehole	Dunga, Kiasa, Rapogi, Johny, Alara and Mathika	Drilling of borehole	COG/GOK/Development partners	2023-2027	County Government of Migori
Dam	Dunga, Mirera, Boya, Tito, Raruoch, Nyamitha, Adera, Kanga, Kea, Dago	Construction of dam	COG/GOK/Development partners	2023-2027	
Street lights and Water Springs	Wardwide	Installation of street lights	COG/GOK/Development partners	2023-2027	

### KANYASA WARD

Project name	Location/Sub-location	Description of Activities	Source of funding	Timeframe	Implementing Agency
Kipingi dam	Ngira	Construction	COG/GOK/Development partners	2023-2028	County government of Migori
Water Pans	Rasango, Alendo, Pendo, Achar, Rasango, Alendu, Kayara	Construction and Rehabilitation	COG/GOK/Development partners	2023-2028	
Water tanks	Wardwide	Supply	COG/GOK/Development partners	2023-2028	
Oseke dam	otati	Rehabilitation / expansion of boundaries	COG/GOK/Development partners	2023-2028	
Water project (Borehole)	Obware, God Keyo, God Bim, Omenge, Ochol & Nyakech, Jangoe, Kogoro, Nyasoko, God Keyo, Opeya, God Bim, Aloma, Aringo, Nyakech, Nyasoko	Drilling & equipping	COG/GOK/Development partners	2023-2028	
Dam	Luanda Kogore	Upgrade	COG/GOK/Development partners	2023-2028	
Solar lights	God Keyo school	Installation	COG/GOK/Development partners	2023-2028	
Water springs	Andole, Tangwe & Achia. Andolo, Tangwe, Achia, Pundo, Kayara, Misiri	Construction	COG/GOK/Development partners	2023-2028	
Water Project	God Boy	Construction	COG/GOK/Development partners	2023-2028	
Water dams	Akungu, Akelo, Kowino, Kong'ong'a & Ambao dams, Akungu, Akelo, Kowino, Kong'Ong'O, Ambao, Kobwari	De-silting	COG/GOK/Development partners	2023-2028	

**MACALDER / KANYARWANDA WARD**

Project Name	Location / Sub-Location	Description of Activities	Source of funding	Timeframe	Implementing Agency
Boreholes at Kowuor Primary School, St Gabriel Primary School and Macalder Primary School	Macalder Kanyaruanda	Drilling and Equipment	COG/GOK/Development partners	2023-2028	County Government of Migori
Konyango - Omodi Dam	Macalder Kanyaruanda	Construction	COG/GOK/Development partners	2023-2028	
Nyamin Aoko, Orango, God Bondo, Mikei and Dago Dam	Macalder Kanyaruanda	Construction	COG/GOK/Development partners	2023-2028	
Boreholes at Ndemra and Ogaka	Macalder Kanyaruanda	Drilling and Equipment	COG/GOK/Development partners	2023-2028	
Solar Street Lights	Macalder Kanyaruanda	Installation	COG/GOK/Development partners	2023-2028	
Gogo, Wath Onger and Mikei Water Project	Macalder Kanyaruanda	Pipping, Repair and Equipment	COG/GOK/Development partners	2023-2028	
Boreholes at Obalwanda Primary School and Lisori Village	Macalder Kanyaruanda	Drilling and Equipment	COG/GOK/Development partners	2023-2028	
Borehole at God Bondo Primary School and Radienya	Macalder Kanyaruanda	Drilling and Equipment	COG/GOK/Development partners	2023-2028	
Borehole at Nyakech Village	Macalder Kanyaruanda	Drilling and Equipment	COG/GOK/Development partners	2023-2028	
Water Pans at Mariwa and God Bondo	Macalder Kanyaruanda	Construction	COG/GOK/Development partners	2023-2028	
Floodlights and Solar Street Lights at Wath Onger, Nyakore and Mariba Markets	Macalder Kanyaruanda	Installation	COG/GOK/Development partners	2023-2028	
Boreholes at Osiri, Munyu and Mikei	Macalder Kanyaruanda	Drilling and Equipment	COG/GOK/Development partners	2023-2028	
Water Pans	Macalder Kanyaruanda	Construction	COG/GOK/Development partners	2023-2028	
Floodlights and Solar Street Lights In Centres	Macalder Kanyaruanda	Installation	COG/GOK/Development partners	2023-2028	
Pit Latrines around Mines	Macalder Kanyaruanda	Construction	COG/GOK/Development partners	2023-2028	
Floodlights and Solar Street Lights In Mines	Macalder Kanyaruanda	Installation	COG/GOK/Development partners	2023-2028	
Floodlights and Solar Street Lights at Bombay, Kombato, Got Orango and Magawa Centers	Macalder Kanyaruanda	Installation	COG/GOK/Development partners	2023-2028	
Boreholes at Got Orango, Kodele, Koguta, Ndemra, Ogaka, Miroche, Lisori and Magawa Primary Schools	Macalder Kanyaruanda	Drilling and Equipment	COG/GOK/Development partners	2023-2028	
Floodlights and Solar Street Lights at Kowuor Centre and Darach Ngima	Macalder Kanyaruanda	Installation	COG/GOK/Development partners	2023-2028	

**MUHURU WARD**

Project name	Location/Sub-location	Description of Activities	Source of funding	Timeframe	Implementing Agency
Water Kiosks	Central	Provision	COG/GOK/Development Partners	2023-2028	County Government Of Migori
Dams	Winjo, Upper Tito, Lisori	De-silting and Fencing	COG/GOK/Development Partners	2023-2028	
Clean Water For Drinking	South East	Provision	COG/GOK/Development Partners	2023-2028	
Irrigation	South East	Supply	COG/GOK/Development Partners	2023-2028	
Installation Of Solar Lamps	Muhuru West- Makwach Beach, Mugabo Beach, Kumoni Centre	Solar Installation	COG/GOK/Development Partners	2023-2028	
Supply Of Electricity To All Dispensaries	Muhuru West	Supply	COG/GOK/Development Partners	2023-2028	
Repair Solar Lamp Atmugabo	Muhuru West	Maintanance	COG/GOK/Development Partners	2023-2028	
Water Pan For Animals	South East	Provision	COG/GOK/Development Partners	2023-2028	
Water Point At Nyakomu Dispensary	South East	Provision	COG/GOK/Development Partners	2023-2028	
Flood Lights	Wardwide	Provision	COG/GOK/Development Partners	2023-2028	

Project name	Location/Sub-location	Description of Activities	Source of funding	Timeframe	Implementing Agency
Drilling Borehole At Obolo, Amilly, Kona Ratieny, Nyakondo	East Muhuru	Provision Completion	COG/GOK/Development Partners	2023-2028	
Obolo Water Pump	East Muhuru	Provision	COG/GOK/Development Partners	2023-2028	
Flood Lighting At Nyasami, Obolo And Tagache Centers	East Muhuru	Installation	COG/GOK/Development Partners	2023-2028	
Electricity At Winyo Dispensary	East Muhuru	Provision	COG/GOK/Development Partners	2023-2028	
Drilling Borehole At Lwanda		Provision	COG/GOK/Development Partners		

**GOT KACHOLA WARD**

Project name	Location/Sub-location	Description of Activities	Source of funding	Timeframe	Implementing Agency
Got kachola lake water project stationed at nyakiringoto	West kadem		COG/GOK/Development Partners	2023-2028	County Government Of Migori
Kochere dam	West kadem		COG/GOK/Development Partners	2023-2028	
Aeko sota dam	West kadem		COG/GOK/Development Partners	2023-2028	
Rural electrification at	Lidha, litori, aeko, got kachola , ratienyi	instalation	COG/GOK/Development Partners	2023-2028	
Borehole at	Chamachichi, kanyandiko, koweru, apilo center , amoyo, othoo, kamilu nyakiringoto , bande	Nyandago central	COG/GOK/Development Partners	2023-2028	
Dams at	Koweru, kalori , tulu, mbele kotumba, nyagilo ,	Nyandago central	COG/GOK/Development Partners	2023-2028	
Daklango dam	Renovation and maintainance	Nyandago central	COG/GOK/Development Partners	2023-2028	
Transformer at	Kanyandiko pri, asai area	Nyandago central	COG/GOK/Development Partners	2023-2028	
Lake water project	aneko		COG/GOK/Development Partners	2023-2028	
Miriwi-aneko-pap-siany-duka-kambi tower project	aneko	construction	COG/GOK/Development Partners	2023-2028	
Market lights at	Aneko, kambi gilly, nyagwethe	installation	COG/GOK/Development Partners	2023-2028	
			COG/GOK/Development Partners	2023-2028	
Rural electrification	amoyo	installation	COG/GOK/Development Partners	2023-2028	
transformation	Othora pri		COG/GOK/Development Partners	2023-2028	
Chamilili othara water plkant project	Amoyo	construction	COG/GOK/Development Partners	2023-2028	
Ondhong water pan	amoyo	maintanance	COG/GOK/Development Partners	2023-2028	
Bande community dam	bande	Fencing, purification and taps	COG/GOK/Development Partners	2023-2028	
Aongedhiang dam	bande	construction	COG/GOK/Development Partners	2023-2028	
Nyakiringoto borehole	bande	Drilling and equipping	COG/GOK/Development Partners	2023-2028	
nyakiringoto	bande	Piping of water from the lake	COG/GOK/Development Partners	2023-2028	
Bande water purification at	bande	extension	COG/GOK/Development Partners	2023-2028	
Embassy menonnite church(kawango)	East kadem/bande	Drilling equipping and distributio	COG/GOK/Development Partners	2023-2028	
Kachola village ko-ojuk olando	East kadem/bande	Drilling, equipping and distributio	COG/GOK/Development Partners	2023-2028	



**NORTH KADEM WARD**

Project name	Location/Sub-location	Description of Activities	Source of funding	Timeframe	Implementing Agency
Water bore holes in all public primary schools	Nyakwere, Sere, Kabuto, Nyora, Angugo, Modi, Lwala and Lower Central Kadem,	Construction / Installation and Rehabilitation	COG/GOK/Development partners	2023-2028	County Government of Migori
De- Silting of Dams	Nyakwere, Kodero Koyamo, Oturbam, Deto In Upper Hill Karapolo Sublocation, Nyangiga, Kogalo In Aganga Sublocation	Rehabilitation and De - silting	COG/GOK/Development partners	2023-2028	
Bore holes	North Kadem	Drilling and Equipping (Magungu and Sota)	COG/GOK/Development partners	2023-2028	
Water Panes	North Kadem	Installation (Nyaranga and Kagose)	COG/GOK/Development partners	2023-2028	
Spring Protection	North Kadem	Protection of the Springs (Amidimidi Lower Magungu)	COG/GOK/Development partners	2023-2028	
Water Tanks	North Kadem	Provision in Lwanda Dispensary, Magungu and Sota Schools)	COG/GOK/Development partners	2023-2028	
Water pans	Aganga, Kabunde, Kachacha, Kopombe, Pedo, Onyodhi, Kanema	Installation	COG/GOK/Development partners	2023-2028	
Boreholes	Tuk and Owiro	Drilling & equipping	COG/GOK/Development partners	2023-2028	
Market lights	Nyaluor, Ndiwa, Kibuori	Installation of solar energy	COG/GOK/Development partners	2023-2028	
Kodundo wind power	Bala Central	Installation of solar energy	COG/GOK/Development partners	2023-2028	
Dams	Kaseka, museum, Kodiere, Komake, Orango Boda, Kangome and Odingo.	Construction of Dams	COG/GOK/Development partners	2023-2028	
Bore holes	Orango boda, Thimlich trading centre, Nyaruanda, Nguono, Kodiere, Agulu, Kangagina, Konge, Odudo, Oluga, Nyandururu, Daktenge, Kadhier and Sangla.	Drilling of boreholes	COG/GOK/Development partners	2023-2028	
Pond water	Danje, Ogola, Mapowa and Obondi	Construction	COG/GOK/Development partners	2023-2028	
Solar lights	Magugu Central	Installation	COG/GOK/Development partners	2023-2028	

**RONGO SUB COUNTY**

**EAST KAMAGAMBO WARD**

Project name	Location	Description of Activities	Source of funding	Timeframe	Implementing Agency
Water Kiosk	Kambija	Borehole Drilling	COG/GOK/Development Partners	2023-2028	County Government Of Migori
Borehole Drilling At Sango	Kambija	Drilling And Equipping Borehole	COG/GOK/Development Partners	2023-2028	
Borehole Drilling At Kaminombogo, Opapo ,Nyamuga, Nyaboro, Ngere, Paul Arondo, Aila Primary, Kitweru, Kimamra	Kambija	Drilling And Equipping Borehole	COG/GOK/Development Partners	2023-2028	
Flood Lights	All major market centres- Opapo, Kasere, Ngere and Odiénya	New Flood Lights	COG/GOK/Development Partners	2023-2028	
Spring Water	East Kamagambo	Not Protected Springs	COG/GOK/Development Partners	2023-2028	
Borehole Drilling And Equipping At St Jonathan Primary, Rare Primary, And Rakwaro Primary School	West Kanyamamba	Construction	COG/GOK/Development Partners	2023-2028	
Installation Of Solar Lights At Kudho School, Nyakune Market , Klakuodhi Centre And OSianala Marke, Nyaboro	Kagoro	Installation	COG/GOK/Development Partners	2023-2028	
Ngodhe Dispensary Water Kiosk	Kanyadiego	Installation	COG/GOK/Development Partners	2023-2028	

Project name	Location	Description of Activities	Source of funding	Timeframe	Implementing Agency
Drilling Borehole At Manyatta	Kanyadiogo	Drilling And Equipping Borehole	COG/GOK/Development Partners	2023-2028	
Nguela Water Drilling	Kanyadiogo	Drilling And Equipping Borehole	COG/GOK/Development Partners	2023-2028	
Drilling Borehole At St. Michael centre	Kangeso	Drilling And Equipping Borehole	COG/GOK/Development Partners	2023-2028	
Spring Protection At Kanyamanja, Komundo, And Kangila	Kangeso	Spring Protection	COG/GOK/Development Partners	2023-2028	
Drilling Borehole At Mangwana Centre	East Kanyamamba	Drilling Borehole	COG/GOK/Development Partners	2023-2028	
Solar Lamp At Mangwana Centre	East Kanyamamba	Installation Of Solar Lamp	COG/GOK/Development Partners	2023-2028	
Oliecha Water Spring	Kongoma	Maintainance	COG/GOK/Development Partners	2023-2028	
Ayieko Ngare Spring Water	Kongoma	Maintainance	COG/GOK/Development Partners	2023-2028	
Kawanga Water Project	Kongoma	Drilling	COG/GOK/Development Partners	2023-2028	
St. Dalmas Water Project	Kongoma	Drilling	COG/GOK/Development Partners	2023-2028	
Solar Lamp Aila Centre	East Kanyamamba	Installation Of Solar Lamp	COG/GOK/Development Partners	2023-2028	
Solar Lamp At Rare Centre, Kangeso, Kanga Machine, Oliero, Kalikio,	East Kanyamamba	Installation Of Solar Lamp	COG/GOK/Development Partners	2023-2028	

#### SOUTH KAMAGAMBO WARD

Project name	Location	Description of Activities	Source of funding	Timeframe	Implementing Agency
Boreholes	Toku, nyaoke, kanga, ongoo hospital, omware, ndonyo, lango Arek, milonde dispensary, nyarondo chief camp, rakwaro market, kitunja, koyar, kanyimach, orombe, banda Ngou, Ndonyo Chief Camp, Lango Arek, Kowich Sigiria, Orembe, Nyaudu, Nyumba, Nyandong, Kanyimach, Koboyo, Tonu, Kondoro, kitere and Dudu	boreholes	COG/GOK/Development Partners	2023-2028	County Government Of Migori
Solar lights	Ochodororo, nyitienge, kogenya, sigiria, nyandog, Kitere, Chamgiwadu At Toku, Nyalunga, Orembe Center, Koyar, Dudu, Kitunja, Sigiria, Rakwaro, Arundo, Kanga, Oyora, Omware, Tonu, Ongo, Nyaondo	Solar lights	COG/GOK/Development Partners	2023-2028	
Flood lights	Kitere, Chamgiwadu, Kanga, Dudu, Rakwaro, Kogenya	Instatllation	COG/GOK/Development Partners	2023-2028	
Water Tanks	Wardwide	Provision of water tanks to all schools and hospitals	COG/GOK/Development Partners	2023-2028	
Water Springs	Wardwide	Protection	COG/GOK/Development Partners	2023-2028	

#### NORTH KAMAGAMBO WARD

Project name	location	Description of Activities	Source of funding	Timeframe	Implementing Agency
Borehole at	Kadianga ,miyare, ndege oriedo	Drilling and equipping	COG/GOK/Development Partners	2023-2028	County Government of Migori
water spring at	Kamirunga, kawino, kangonga, lwala , korina, kabagla, kowuor, kogola, kongoma, kadenyo, Kayogo, Kogor, Koluoch, Kawere, Kayie, Kapondo, Kongunga, Komore, Ka	Opening ,construction and protection	COG/GOK/Development Partners	2023-2028	
Solar lights at	Kameji, kadianga , miyare, ndege, oriedo, lwala ochol; , kojwangi, kadianga,		COG/GOK/Development Partners	2023-2028	

Project name	location	Description of Activities	Source of funding	Timeframe	Implementing Agency
	Uriri, Oyuma Miseyo, Lwala Primary, Kanyadigro ,Kuna Mixed,				
Water tank 10000lts at	All public institutions	Erected and maintained	COG/GOK/Development Partners	2023-2028	
Clean water in all mining cites	n/kamagambo		COG/GOK/Development Partners	2023-2028	
Lastmile connectivity at	Sumba, kuna oinya , paw ogunde, god nyirogo		COG/GOK/Development Partners	2023-2028	
Tiang' Oluar,Kangare, Kongoma, Yumba water project	S/kamwango		COG/GOK/Development Partners	2023-2028	
Kagogi water project	S/kamwango		COG/GOK/Development Partners	2023-2028	
Kemito water project	S/kamwango		COG/GOK/Development Partners	2023-2028	
Kamajua kabiero water	S/sakwa		COG/GOK/Development Partners	2023-2028	
Kojwang water	S/sakwa		COG/GOK/Development Partners	2023-2028	
Water	Kobado, Kogombe Kobonyo, Kapolo, Kanyagirol and Kayie	Rehabilitation			
Electricity all houses	S/sakwa		COG/GOK/Development Partners	2023-2028	
Koloo and nyachuria water kanyakech water	S/sakwa		COG/GOK/Development Partners	2023-2028	

**CENTRAL KAMAGAMBO**

Project name	Location/ sub-loacation	Description of Activities	Source of funding	Timeframe	Implementing Agency
Water spring	Kanyawendo Kajimbo Kadamba Kongako Kabar Nyamayomo Kowuor, Riteke, Kanyingombe Kopundo	Drilling and equipping	COG/GOK/Development partners	2023-2028	County Government of Migori
Bore hole	Kamondi Kouma Juakali Njiri	Drilling and equipping	COG/GOK/Development partners	2023-2028	
Flood lights	Kowande Omuonyo lee Nyakwere Nyamatumo Oyuma central Township Kanyingombe Juakali Show Ground Winter	Installation	COG/GOK/Development partners	2023-2028	
Sewarage System	Rongo Town	Construction			
Solar Powered Water	Kuja School for the Deaf	Installation	COG/GOK/Development partners	2023-2028	
Solar lights	Marera Bila yesu, min daddy	Installation	COG/GOK/Development partners	2023-2028	

**AWENDO SUB COUNTY**

**SOUTH SAKWA WARD**

Project name	Location/Sub-location	Description of Activities	Source of funding	Timeframe	Implementing Agency
Spring Protection	Alego	Kamuga and Kobare	COG/GOK/Development partners	2023-2028	County Government of Migori
	Kogelo	Soko Kashadrack, Kotieno, Kawayoga, Komol, Konyando, Kokello, Got yueyo, Kagembe, Kabot, Kadoma, Korwa, Kokungu and Kotina Soko Kakado Konganyi, Kodago, Kononi, Kogola, Kowuor, Kopiyo, Karabok, Kanyadianga, Kanyokode, Kausigu and kodira			
	Waware	Soko Kotieno, Kojwang, Korife, Kamidimo, Kagoga, Kolonde, Koche, Kongoma, Kambogo, Koyayo, Kamatiba, Nyachebe, Kashem, Sare, Wanyama, Kayalo, Komori, Kajayalo, Kadas, Kaloo, Kamogi, Kasangau, Kamajina, Kadede, Kokoth, Komoro, Korembo, Kodipo, Komuto, Konyango Oboro, Kanyambare, Kombok, Adeg lower and Kopany	COG/GOK/Development partners	2023-2028	
Water Tanks	All Schools	Protection	COG/GOK/Development partners	2023-2028	
Water tanks primary schools	South sakwa	Provision	COG/GOK/Development partners	2023-2028	
Water	Ngonga pri, marienge pri, ngonga sec,	Needed	COG/GOK/Development partners	2023-2028	
Boreholes(Drilling and Equiping)	Alego, Kogelo, Waware	Borehole at Aorajope, Mariwa, Malunga, Akoko, Utoma, Dago, Rabuor, Bonde, Angaga, Siany, Mulo and Bongu, Manyatta, Sare, Get, Cecilia, Kwar, Sony, Tom mboya Equiping Park Borehole	COG/GOK/Development partners	2023-2028	
Floodlights	Alego and Wautho Kogelo, Waware	Installation Ulanda, Mariwa, Pith kaloo, Aorajope and nyabera markert, Bar, Mulo, Bongu, Bonde Rabuor junction and Dago, Sare market, buspark, Nyasori, rinya junction, Sony stage and Get annex	COG/GOK/Development partners	2023-2028	
Mahena and Akoko dams	Alego	Renovation	COG/GOK/Development partners	2023-2028	
Water Kiosks	Waudha	Equiping of Kolali Community Water Project	COG/GOK/Development partners	2023-2028	

**NORTH SAKWA WARD**

Project name	Location/Sub-location	Description of Activities	Source of funding	Timeframe	Implementing Agency
Drilled water	Nyakuru	Distribution	COG/GOK/Development partners	2023-2028	County government of Migori
Boreholes	Wath Owang, Kuja Bridge, Wath Nyamona, Nyangaya, Nakuru, Ogango, Oboke, Ang'ogo Secondary, Sangla, Kakmasia, Kuja dispensary, Nyangija Primary, Koyier & Nyasore, Saria Primary	Drilling & equipping	COG/GOK/Development partners	2023-2028	
Kanyarende Water spring	Nyakuru	Maintenance	COG/GOK/Development partners	2023-2028	
Water spings	Kochumba, Kakidenge	Protection	COG/GOK/Development partners	2023-2028	
Water tanks	Wardwide	Supply	COG/GOK/Development partners	2023-2028	

Project name	Location/Sub-location	Description of Activities	Source of funding	Timeframe	Implementing Agency
Ong'che Earth dam & Kindu Earth dam	Kadera Lwala	Equipping; fishing point, watering point & swimming pools	COG/GOK/Development partners	2023-2028	
Raruowa water point	Kanyasrega	Construction	COG/GOK/Development partners	2023-2028	
Ranen Water Project Nyasore Water Project	Ranen	Maintenance and Distribution	COG/GOK/Development partners	2023-2028	
Water spring	Kongudi, Kambago, Yuoma, Dago, Soko Kachwando, Soko, Kapuoyo, Wawaga, Ang'ogo Waende, Kodundo, Kobongo, Omire, Alara, Kombok Agwaya, Kolare, Kowla, Kamael Adera, Kongwa, Atutu & Kangongo	Construction & equipping	COG/GOK/Development partners	2023-2028	
Ranen Dam	Ranen	Establishment	COG/GOK/Development partners	2023-2028	
Water spring	Ka-Andrew Midira & Kadera Kwoyo	Construction and equipping	COG/GOK/Development partners	2023-2028	
Raruowa Kadera school	Kanyasrega	Construction of water kiosk	COG/GOK/Development partners	2023-2028	

**CENTRAL SAKWA WARD**

Project name	Location/Sub-location	Description of Activities	Source of funding	Timeframe	Implementing Agency
Streetlights/ Floodlights	Kombok North Sub-location at Dip junction, Riat Market and at Rawyer SDA\secondary  South Kombok Sub-location At Awendo high, Milimani Estates, Jogama area, Anindo secondary, Ranjira and Adel areas, Kasidula sub-location at Alara-Dago	Installation at Dip junction, Riat Market and at Rawyer SDA\secondary	COG/GOK/Development partners	2023-2028	County Government of Migori
Water Supply (Tanking Drilling and Piping)	Kombok North Sub-location at Ombo-Kware and at Raywer mixed  South Kombok Sub-location at Ranjira dispensary, Awendo modern market and Adel areas and to other residential households Kamaure sub-location  Kanyagwala Sub-location At Aora Kawareta, Kowino, Kamigose, Kokinge, Kokech, Kondiri, Kanyandete, Satia, Saa, Nyogawa and Holo.  Kamaure Sub-location At Kodhiabo lianda, Guba, Andingo Kandelwa, Komolo Rume and Opiyo morice Dispensary.  Kasidula sub-location At Dago-Kokuro	Drilling water at Ombo-Kware and at Raywer mixed  Drilling and supply	COG/GOK/Development partners	2023-2028	
Electricity Supply	Kanyagwala Sub-location At Oligranda\Acheho, Kindu A,B,C, Kaumo, Kaluoch, Ogongo (REA) –(1890HH	At Oligranda\Acheho, Kindu A,B,C, Kaumo, Kaluoch, Ogongo (REA) –(1890HH)	COG/GOK/Development partners	2023-2028	

**WEST SAKWA WARD**

Project name	Location/Sub-location	Description of Activities	Source of funding	Timeframe	Implementing Agency
Drilling of boreholes	Otochogo, odongohor and Got Gamba/ Koduogo hospital, Kachangwe primary, Kiugu, Odongohor and Otochogo Rodeny, kwe dispensary, Kabuoro, Rabondo got and kwoyo valley, Gada primary, Ombasa, Kamganda, Lwand Primary, Gamba Primary, Sudi Market, Lee, Saberi, Jodongo liyo market, Nyabwanga and kamyawa	Drilling of boreholes	COG/GOK/Development partners	2023-2028	County Government of Migori
Water spring	Kowino, otochogo, kogina, karawinga, kaswago, kayara, Kobara, Kanyawambi/kogola, kokumu, kapambo, kasinogo, kugunde, kanyaguti, kayada, odundu, soko koluoch, kamolo, ogada,ngoka, and koloo	Construction of water spring	COG/GOK/Development partners	2023-2028	
Water Tanks	Kamresi	Provision	COG/GOK/Development partners	2023-2028	
Solar Panels	Kamresi	Provision of Solar panels	COG/GOK/Development partners	2023-2028	
Borehole	Nyatambe	Drilling and Equipping	COG/GOK/Development partners	2023-2028	
Spring water	Rabondo	Construction of spring water at agulu kitwo	COG/GOK/Development partners	2023-2028	
Spring water	Wanga	Protection of Koluk, Achego and Nyangur nyoyo spring	COG/GOK/Development partners	2023-2028	
Equping of Borehole and distribution		Pap Kamola, rabondo, Kodeny, Dede, Opoya	COG/GOK/Development partners	2023-2028	
Spring water	North Kanyamgony	Spring water at Kawili / nyabwanga, asao, tuju, Kotieno, Kotieno nyarombo, kanogo, ochichiro, kadede, kongango	COG/GOK/Development partners	2023-2028	

**URIRI SUB COUNTY**

**NORTH KANYAMKAGO WARD**

Project name	Location/Sub-location	Description of Activities	Source of funding	Timeframe	Implementing Agency
Borehole at	All public Schools, Health facilities and Markets	Drilling and equipping	COG/GOK/Development partners	2023-2028	County Government of Migori
Rural electricity	Akonjo area, got kwach, nyakwamba, nyakapundo, amoso –kokello , change B nyaroya-konditi, kabiero village, omuga kalala, wangiya, dudu, abwao, maraga, anjengo, minyere, kanyango rasamba, ong’ora-nyawiso, ongito-mawingu, achama, okumbo, oria	connection	COG/GOK/Development partners	2023-2028	
Street light	Ndege oriedo, obuongo twagi, anding’o sec akonjo, otuma market chunguB nyaroya konditi, kabiero village, omuga kallala, wangiya, dudu, abwao, maraga, anjengo, minyere masoge, ongito masoge-obama, masoge-odeny odhoch ,oria bridge and kagaga, okumbo center, nyamasare	installation	COG/GOK/Development partners	2023-2028	
Water springs at	Kowenga, othoro nyagwethe water project nyakapundo water project, souk kauma.	Rehabilitation and maintainance	COG/GOK/Development partners	2023-2028	
Dams at	Mori pri- kabwana, kabiero-omuga, nyaroya konditi- Wi Arit, Kirengo,kambuji, minyere pri-kabiero catholic, kowuor-mori dam kagona	construction	COG/GOK/Development partners	2023-2028	

**SOUTH KANYAMKAGO WARD**

Project name	Location/Sub-location	Description of Activities	Source of funding	Timeframe	Implementing Agency
Water springs	Wardwide	Protection & conservation	COG/GOK/Development partners	2023-2028	County government of Migori
Otembe water project	Lwala	Construction at	COG/GOK/Development partners	2023-2028	
Solar panels & piped waters	Lwala	Rehabilitation & extension	COG/GOK/Development partners	2023-2028	

Project name	Location/Sub-location	Description of Activities	Source of funding	Timeframe	Implementing Agency
Boreholes	Kisugunwa, Bware, Kisangora, Oruba Primary, Ober, Obuongo, Mitonyo Dispensary, Dalmas, Kawimbo, Kochola, magongo, Omollo Adhiambo & Riat	Drilling & construction	COG/GOK/Development partners	2023-2028	
Piped water	All public school	Installation	COG/GOK/Development partners	2023-2028	
Street lights	All institutions & main roads	Installation	COG/GOK/Development partners	2023-2028	
Expansion and disiltation of Oyani Intake	Oyani	Expansion and Disiltation	COG/GOK/Development partners	2023-2028	
Kolwal/Otedo dispensary borehole	Kolwal/Otedo	Drilling Installation of solar	COG/GOK/Development partners	2023-2028	

**CENTRAL KANYAMKAGO WARD**

Project name	Location/Sub-location	Description of Activities	Source of funding	Timeframe	Implementing Agency
Streetlights and Floodlights at Owich SDA, Kamara, Piny Owacho, Kobware, Kamagolo	QSub-location	Installation	COG/GOK/Development partners	2023-2028	County Government of Migori
Streetlights at Ramwoma Junction	East Kawere Sub location				
Solar lights at Sindule shopping center, Got Kawino, Omollo dispensary, Rombe, Siala, Sayote, Uriri Market, Ombo maranatha church.	Kawere II B				
Streetlights at Omboo, Miraya, Shilingi	West Kawere				
Streetlights at Nyamanja, Masaa, Kalii, Kombisa, Kaben Akugo, Odagwa Nyaobe					
Borehole at Owich SDA, Katekri, Dago Kosere, Borehole at Nyamilu, kamirata, Kasakoyo, Nyasaoko-kosodo, Ochidi-Ramwoma junction, Kabenja junction, Nyasaoro school, Amoso , Borehole at Got Kokomo, Kanyakech, Koyieko, Rombe, Got Kawino, Kaqito Borehole at Muraya and Lwanda	Central Kawere Sub-location East Kawere Sub location Kawere II B West Kawere Nyaobe	Installation	COG/GOK/Development partners	2023-2028	
Borehole at Kalii, Ogwedhi, Kopyio, nyamanja, lwanda and in all primary schools					
Dam at Kopyio and Maram komoyo	Nyaobe				
Spring Renovation at Sagla kawauga spring, Kanyambok Kojema spring, Katom, Kakugo, Kanyawana spring	Central Kawere Sub-location	Renovation	COG/GOK/Development partners	2023-2028	
Spring renovation at Ochido spring	East Kawere				
Spring Renovation at Kaqito, Omido, dispensary, Omulo springs, Kolamba springs, and Oyao springs.	Kawere II B				
Water Pumps at Ruma water, Adhiko water, Kamagolo	Central Kawere Sub-location	Installation	COG/GOK/Development partners	2023-2028	

**EAST KANYAMKAGO WARD**

Project name	Location/sub-location	Description of Activities	Source of funding	Timeframe	Implementing Agency
Borehole	Wikodon kawaloga Kamagudha kaisack Benga, Manyatta, Luoro Secondary, Arambe, Wikoyaro	Drilling and equipping	COG/GOK/Development partners	2023-2028	County Government of Migori
Oyani Water Project	Oyani	Extension and Piping	COG/GOK/Development partners	2023-2028	
Water Project	Michael Adongo	Equiping and Distribution			
Dams	Silanga and Ahenyo	Construction and Rehabilitation	COG/GOK/Development partners	2023-2028	
Solar energies and Power Installation	All markets	Installation	COG/GOK/Development partners	2023-2028	

**WEST KANYAMKAGO WARD**

Project name	Location/Sub-location	Description of Activities	Source of funding	Timeframe	Implementing Agency
Bore holes	Nyamage dispensary, Massum Kokiri, Nyabinga, Msita water project, Aedo, Kodero market, Kodhoch market, Tingna Village, Dago, Kawasamba and Konduru Village.	Drilling boreholes	COG/GOK/Development partners	2023-2028	County Government of Migori
Flood lights	Kajulu I	Installation of Flood lights at Aedo	COG/GOK/Development partners	2023-2028	
Solar lights	Wangchung, nyamago, obama, nyabiga	Installation	COG/GOK/Development partners	2023-2028	
Spring Holes	Kajulu I	Drilling	COG/GOK/Development partners	2023-2028	
Dam	Kobado, Kajaimbo, Korwa, Kotieno, Kanyakweri and Koyugi dam	Construction	COG/GOK/Development partners	2023-2028	
Spring water	Kanyawanga and Thidhia.	Construction	COG/GOK/Development partners	2023-2028	
Solar Energy	All polling centres	Solar lamps in all polling centre	COG/GOK/Development partners	2023-2028	



## ANNEX 3: 2023-2027 MIGORI COUNTY INTEGRATED DEVELOPMENT PLAN (CIDP) SOCIETIES MEMORANDA

### TUNAWEZA EMPOWERMENT ORGANIZATION



#### PETITION TOWARDS THE DEVELOPMENT OF THE MIGORI COUNTY 2023 – 2027 COUNTY INTERGRATED DEVELOPMENT PLAN

##### Background

The Constitution of Kenya ushered in a devolved system of government consisting of the National and 47 County governments, which are distinct but interdependent. To entrench the spirit of devolution, Article 220(2) (a) of the Constitution gave rise to enactment of various Acts of Parliament providing the requisite legal framework to guide integrated county development planning. A County Integrated Development Plans (CIDPs) provide a framework for planning, budgeting, funding, monitoring and evaluation of programmes and projects in five-year terms. The CIDPs ensure counties programmes and projects are aligned to the national aspirations as contained in the Kenya Vision 2030 and its Medium-Term Plans. It is implemented through a rolling one-year plans (Annual Development Plans) where programme-based budgets are drawn. So far, the First- and Second- Generation CIDPs have been developed and implemented and this petition is in response the call for public participation as invited by the County Government of Migori at the ward level between 21<sup>st</sup> and 28<sup>th</sup> October 2022.

##### Data Collection Design

The data that informs this petition was qualitatively collected through focus group discussions and desk review of relevant documents. The outcomes were triangulated in a bid to establish the key issue that affect adolescent girls, young women and youth generally. The data collection targeted mainly youthful population from the two Kuria Constituencies of Kuria West and Kuria East.

##### Key Issues

The discussions generated a range of issues affecting the young people including but not limited to Lack of money; Corruption, School fee issues, Inadequate life skills, Illiteracy, Early/ child/forced marriages, Inadequate access to information on public participation, tendering and other government opportunities, Drug and substance abuse, Harmful practices; FGM and other forms of violence, Inclusion of youth in decision making, Gender discrimination, Networking challenges, Lack of innovative hubs/ incubation of talents/ recreation centers, Teenage pregnancies, Access to health services and information, and Mental health issues.

Four issues were consequently prioritized after careful deliberation in the context of the petition which needs to inform the 3<sup>rd</sup> generation CIDP. These were categorized as follows.

- 1) **Sexual and Gender Based Violence**
- 2) **Inadequate access to SRHR**
- 3) **Inadequate youth inclusion**

#### KEY ISSUES AND RECOMNDATTIONS

##### 1. SEXUAL AND GENDER-BASED VIOLENCE (SGBV)

SGBV refers to any harmful act that is perpetrated against one person's will and that is based on socially ascribed (gender) differences between males and females. It includes acts that inflict physical, mental, or sexual harm or suffering, threats of such acts, coercion and other deprivations of liberty, whether occurring in public or in private life. SGBV entails widespread human rights violations, and is often linked to unequal gender relations within communities and abuses of power. The individuals who are victims of SGBV often experience life-long emotional distress, mental health problems and poor reproductive health, as well as being at higher risk of acquiring HIV and intensive long-term users of health services. SGBV manifests itself in the form of harmful cultural practices such as FGM, child and or forced marriages. Other common incidences of SGBV also include rape and defilement property disinheritance, physical and emotional abuses, gender discrimination etc.

##### Key findings on the drivers to SGBV in the county

The discussion highlighted the following as the key drivers to SGBV in the County;

- a) High level poverty,
- b) Retrogressive cultural practices
- c) Patriarchal nature of the society
- d) Peer influence /pressure
- e) Poor parenting
- f) Low self esteem
- g) Inadequate awareness and skills in SGBV prevention
- h) Gaps in implementation of SGBV policies such as the anti FGM act
- i) Lack of an operational GBV Centre

\* Most of these drivers are perpetrated by clan elders, community members, family members, peers

**Proposals for inclusion in the CIDP**

**a) Strengthen SGBV Prevention Systems**

- Strengthen the County Gender Technical Working by ensuring the county convenes regular quarterly Gender Technical Working Group meetings
- The county supports the Gender Technical Working Group to develop and implement a clear Terms of Reference. The ToR should also include a platform for consultation and interaction with duty bearers in the SGBV space.
- Implement the SGBV policy 2022 and the FGM act
- Institute a monitoring, evaluation and reporting framework for all SGBV cases in the county
- Establish sub county level operational rescue centers for survivors of SGBV

**b) Implement SGBV Prevention interventions**

- Plan and implement SGBV awareness raising activities at the ward level
- Identify or encourage the formation of ward-based networks and assist them in their preventive and information work on SGBV
- Explore the provision of vocational, skills training and livelihood programmes because these can contribute to SGBV prevention by empowering adolescent girls and young women. Ensure these programmes are open to survivors
- Provide training to local leaders, law enforcement and judicial officers, including informal justice mechanisms where relevant, to ensure that they recognize, respect and protect the rights of SGBV survivors.
- Psychosocial support to survivors

**2. INADEQUATE ACCESS TO SEXUAL AND REPRODUCTIVE HEALTH RIGHTS**

The realization of Sexual and Reproductive Health Rights for everyone is important and requires efforts from stakeholders both in the public and non-governmental sectors, supported by a policy environment that allows access to requisite sexual reproductive health good and services. In Kenya, adolescent's girls and young women face severe challenges to their lives and general well-being. They are vulnerable to early and unintended pregnancy, unsafe abortion, female genital mutilation (FGM), child marriages, sexual violence, malnutrition and reproductive tract infections including sexually transmitted infections (STIs) as well as HIV and AIDS. Young people are diverse and so too are their sexual and reproductive health needs. Young people thus require information on and access to modern contraception, emergency contraception, menstruation, HIV and STI (sexually transmitted infection) testing and treatment, gynecology, pregnancy testing and services, safe abortion, counselling, gender-based violence and harmful practices counselling and referral among others.

**Key findings on the drivers to inadequate access to SRHR services you AGYW in the county**

The discussion highlighted the following as the key drivers to SRHR challenges in the County;

- Stigma perpetrated by the health care providers, parents and peers.
- Inadequate SRHR products in the facilities
- High cost of some of the Reproductive health commodities
- Inadequate public health facilities to access the services.
- Inadequate youth friendly corners and youth friendly service providers.
- Inadequate information and awareness to parents, adolescents and community at large on SRHR.
- Corruption
- Cultural norms

\* *Most of these drivers are perpetrated by community members, family members, health care service providers and MoH*

**Proposals for inclusion in the CIDP**

- Design a youth friendly mechanism to report cases of unfriendly SRHR service delivery
- Provide diverse channels and avenues including toll free numbers, mobile apps and SMS for AGYW to get adequate information on SRHR. This should also include design and implementation of sensitization programs to parents, adolescents, teachers and all stakeholders on SRHR
- Allocate adequate funds and fully equip all public facilities in the County with SRHR commodities
- Establish youth friendly corners / centers in all the public health facilities at level 3
- Identify champions within the health service provide per facility and train them on provision of youth friendly services
- Promote programmes for counseling and guidance
- Employment of health care service providers
- Develop and implement a county level SRHR policy

**3. Inadequate inclusion of Youth**

Since the promulgation of the constitution in 2010 and implementation of devolution through the two five year CIDPs, aspirations of the younger generation in education, employment and entrepreneurship, health, good governance, and peace and stability remain unmet.

**Key findings on youth inclusion**

- ~ Need to ensure universal access to quality education and skills training
- ~ Need to reduce the number of youth not in employment;
- ~ Need to ensure young people's meaningful and inclusive participation in decision-making processes, governance and peace-building;
- ~ Improving the physical, social and mental health of adolescents and youth; and
- ~ Eliminating all forms of violence and discrimination against adolescents and youth.

**Proposals for inclusion in the CIDP**

- 1. Fast tracking formulation / adoption of a multidimensional the youth development policy.**
- 2. Participation and active citizenship**
  - ~ Youth-led community development
  - ~ Volunteering
  - ~ Youth councils for participation and voice
  - ~ Human rights
- 3. Access to economic opportunities**
  - ~ Job counseling in secondary and tertiary education
  - ~ Skills training
  - ~ Apprenticeships/internships
  - ~ Job intermediation
  - ~ Youth entrepreneurship
- 4. Youth-friendly services at the local level**
  - ~ Life skills training
  - ~ Information and communication technology and language skills
  - ~ Healthy lifestyles
  - ~ Legal support services
  - ~ Peer mentoring
  - ~ Sports
- 5. Formulate a public participation policy for Migori County.**
- 6. Establish youth resource centers in all the wards.**
- 7. Establish at least one recreation facility in each of the sub counties.**
- 8. Train and advance access to youth opportunities, tenders and funds by minimizing corruption.**
- 9. Establishment and operationalization of youth talent and innovation incubation centers.**

**Proposals for ward based and flagship projects.**

1. Construction of one county rehabilitation Centre in Kuria East
2. Construct and stock a modern Library in Kuria West
3. Construction of modern stadiums for sporting activities and other youth development projects especially the Kehancha and Kegonga fields
4. Improved water connection i.e. piped to each homestead
5. Establishment and operationalization of GBCV rescue centers in each sub county
6. Fast track implementation of the SGBV policy 2020

**FORUM FOR CIVIC PARTICIPATION IN GOVERNANCE (FCPG)**

**Presentation by Governance Working Group in Migori County 2023-2028 County Integrated Development Plan (CIDP) as per the appropriate notice.**

Venue: Town Hall, Rongo Town

Date: 26<sup>th</sup> October, 2022

Presenting Organization: FORUM FOR CIVIC PARTICIPATION IN GOVERNANCE (FCPG) on behalf of the CSO Governance Working groups.

i. Introduction and Background

The Governance Working Group is a coalition of Civil Society Organizations in Migori County working on the following thematic areas:

- Public Participation and Civic Engagement
- Sustainable Peace, County Cohesion and Conflict Management
- Diversity, Inclusion and Equity

This year marks the 3<sup>rd</sup> Migori County Government since the onset of devolution 10 years ago. This marks an opportunity to interrogate the successes and challenges of the past with a view to addressing the future from an informed and sustainable manner.

One of the challenges that has undermined human development in Migori County has been poor governance. Human Development indicators remain poor and the reports of the Auditor General indicate a complete absence of any fidelity to the principles of public finance management. This has been characterized by corruption, mismanagement, conflict, marginalization, discrimination and exclusion. This has resulted in:

- iv. Poor Service delivery and projects
- v. Loss of public funds
- vi. Poor planning
- vii. Lack of effective public participation, Civic education and Engagement
- viii. Inter communal and political conflicts and violence
- ix. Marginalization, exclusion and discrimination against Women, Youth, PWDS, PLWHAs and ethnic minorities
- x. Sexual and Gender based violence

There cannot be any positive human development without poor governance. According to the World Bank (1999 Working Paper) there is “is new empirical evidence that governance matters, in the sense that there is a strong causal relationship from good governance to better development outcomes such as higher per capita incomes, lower infant mortality and higher literacy”.

County governments play a major role in development, and effective governance in the county governments can encourage the efficient use of resources, strengthen accountability for the stewardship of those resources, improve management and service delivery, and thereby contribute to improving peoples’ lives.

Effective governance is also essential for building confidence in County government entities — which is in itself necessary if county government entities are to be effective in meeting their objectives.

The Principles of governance are:

- openness; integrity; and
- Accountability.

In order to address this situation in a sustainable manner, the GWG WG proposes that the Migori County Government makes deliberate and sustainable investments in the Governance. GWG makes the following proposals

**Thematic Area: Public Participation and Civic Engagement**

<b>Proposers:</b> Governance Working Group				
<b>Objective:</b> To strengthen county and community level public participation policies, processes, structures and frameworks				
<b>Outcome:</b> Enhanced civic voices to ensure county-level accountability, service delivery, public participation, and human rights processes through effective and meaningful public participation frameworks, active citizen engagement, and access to information				
Sub Programme	Key Outcomes	Key Activities	Planned targets 2022/23	Total Estimated budget
County Public Participation and Sub County Governance, Civic Engagement Policy, Law and Regulations	Sustainable and effective public participation underpinned by legal and statutory measures	Develop Migori County Public Participation and Local Governance Policy, Act and Regulations	1 Act, Policy and Regulations	5,000,000.00
Sub County Public Participation structures	Legitimate grassroots citizens led public participation structures	Create and support Neighborhood Associations and Village Committees	As per Sub County and other entities	5,000,000.00
Civic Education, Social Audits and Engagement	Citizens able to understand and make informed decisions of county governance processes	Provide Civic Education, and create and support Citizen Projects Oversight Committees	100 Forums 1000 Civic Education meetings Project Oversight committees as per no. of projects	5,000,000.00
County Media and development Initiative	Citizens able to access pertinent information in a timely manner, engage in informed debate and contribute to county government discourses	Hold Monthly Forums Radio Television Migori County (RTMC) Migori County Newsletter	One RTMC 12 issues of newsletter	7,000,000.00
		Use technology to broaden public engagement	1 website on access to Information (Acts, policies, plans, strategies) Bulk SMS platform established Officers recruited to advance use of technology	10,000.00

<b>SUB TOTAL</b>	<b>33,000,000.00</b>
------------------	----------------------

**Thematic Area: Sustainable Peace, County Cohesion and Conflict Management**

<b>Proposers:</b> Governance Working Group				
<b>Objective:</b> To strengthen county and community level peace, cohesion and conflicts management				
<b>Outcome:</b> Enhanced and sustainable peace, cohesion and intercommunal harmony				
<b>Sub Programme</b>	<b>Key Outcomes</b>	<b>Key Activities</b>	<b>Planned targets 2022/23</b>	<b>Total Estimated budget</b>
County Peace Policy, Act and Regulations	Sustainable and effective peace and cohesion framework underpinned by statute	Develop Migori Peace Policy and Act	1 Act, Policy and Regulations  Directorate of Peace and Cohesion	15,000,000.00
Sub County Peace Structures	Legitimate and effective grassroots citizens led peace structures	Create and support Sub County and Village Peace Committees	As per Sub County and other entities	5,000,000.00
Peace and Conflict Resolution	Conflict resolution and violence reduction	Peace Meetings, Caravans, Walks , Training, IEC Materials	50 Meetings 10 Caravans/Walks 15,000 T shirts 1 Annual Peace Conference	7,000,000.00
Research, Early Warning and Response	Conflicts areas, drivers, flashpoints and violence hotspots mapped, resilience systems created and mitigation measures	Research and Mapping, Conflict Response Meetings, EWAR hotline and Task Force	8 Research activities in each sub county 1 EWER hotline 1 Task Force 20 TF Response meetings	5,000,000.00
<b>SUB TOTAL</b>				<b>23,000,000.00</b>

**Thematic Area: Diversity, Inclusion and Equity**

<b>Proposers:</b> Governance Working Group				
<b>Objective:</b> To enhance and promote the rights of women, youth, PWDS , ethnic minorities and other marginalized groups				
<b>Outcome:</b> Sustainable development brought by inclusive, diverse and equitable policies, approaches and measures by the county government				
<b>Sub Programme</b>	<b>Key Outcomes</b>	<b>Key Activities</b>	<b>Planned targets 2022/23</b>	<b>Total Estimated budget</b>
County Diversity, Inclusion and Equity Policy, Act and Regulations	Sustainable diversity, inclusion and equity framework underpinned by statute	Develop diversity, inclusion and equity policy, act and regulation	1 Act, Policy and Regulations	5,000,000.00
Sub County DIEq	Legitimate and effective DIEq structures	Create and support County, Sub County and Village DIEq structures	As per Sub County and other entities	5,000,000.00
Mainstreaming and capacity building on DIEq in County and Development Processes	Greater involvement of Women, youth, POWDS and ethnic minorities in development and other processes	Training and Capacity Building of MCG staff on DIEq, Training of Community in DIEq,	50 Training for staff 100 Training for Communities	3,000,000.00
DIEq Community support and Mitigation Measures	Livelihood support to youth, women and PWDS in need	Support to youth, women/girls and PWDS CBOs to engage in IGAs, Safe Houses and Legal support to victims of SGBV, including FGM	15 CBOs per Sub county given grants 8 Safe houses run by CSOs and supported by the MCC	10,000,000.00
<b>SUB TOTAL</b>				<b>23,000,000.00</b>

### 3.0 Management and Governance

These project and initiatives shall be managed and funded by a Migori County Governance Facility created by a separate Act or Mother Act. The initiatives under this proposal shall draw funding from this facility. The facility shall be created by an Act of the County Assembly, shall be a body corporate with an independent board comprising of members of the Executive, representatives of Municipal and Town Board and Committees, the Business Community, CSOs, local Chapter of ICPAK, LSK, Chamber of Commerce, Council of Elders and other key stakeholders.

Signed and Endorsed by:

Name	Organization (Optional)	Signature
Odhimabo Oyoko	Forum for Civic Participation in Governance (FCPG)	
Paul Omole	Rural Aids Prevention and Development Organization (RAPADO)	PO
Swinne Ooko	Migori Youth EmpwerNet	
Nixon Otieno	Secular Kenya	

**MIGORI SMALL TRADERS SOCIETY**

**MIGORI SMALL TRADERS SOCIETY**

**P.O. BOX 1026-40400**

**SUNA-MIGORI**

**EMAIL: [Migorismalltraderssty@gmail.com](mailto:Migorismalltraderssty@gmail.com)**

**MOBILE PHONE: 0720933240/0721963385**

---

Date: 19th October 2022

TO,  
THE CHIEF OFFICER,  
FINANCE AND ECONOMIC PLANNING,

MIGORI COUNTY GOVERNMENT,  
P.O. BOX 195-40400,  
SUNA-MIGORI.

Dear Sir/Madam,

**SUBJECT: SUBMISSION AND MEMORANDA FOR FORMULATION OF THE 2022-2027 MIGORI COUNTY INTERGRATED DEVELOPMENT PLAN (CIDP)**

We refer to the above caption matters which is supposed to take place in 40 wards within Migori County as per your recent advertisement. Migori Small Traders Society is a registered association and bears special interest in small scale trade and accountability to the residents of Migori County and sundry. It has legal and loco standi to speak for the residents of Migori County legitimately. We therefore present our project proposed for consideration in the formulation of Migori County project integrated development plan for the year 2022-2027 mainly within Migori Municipality (Suna-West and Suna-East Sub-Counties). We prioritize our proposed as follows;

**1. SUNA MARINDI MARKET**

The market was demolished by the order of the Migori County Government in mid-June 2021. This market was formally built by the traders themselves but proper procedures were not followed accordingly to the laws of the country. The traders were not provided with conducive alternative sites for their business. Currently the businesses are being carried out in very pathetic state, no sanitations, no access roads, no water, and poor garbage collection. The contractor who is not known to anybody is on the ground without the Project Management committee as required by the law. We therefore proposed that proper planning of Marindi market to be done with the following;

- a) Architectural plan should be availed to the public
- b) Real budget of the market construction period of the market
- c) Estimated capacity of market population
- d) Alternative conducive trading sites for the true being
- e) Establishment of proper sanitations
- f) Involvement of Migori stakeholders like Migori Small Traders Society and Kenya Chamber of Commerce in the market decision making.

**2. OMBO MODERN MARKET**

The Ombo market should be operational by now to decongest the town. Proper access roads to the market should be planned and built immediately. The traders are not willing to move to closed place where their customers can access to them.

**3. TRADERS ALONG HIGHWAY**

Trading along the highway should be discouraged. Traders along the highway should be taken to Soko Mjinga or Namba market. Currently their lives are at stake.

**4. INDUSTRIAL PARK**

Industrial Park at Lichota farm should be established so that small upcoming industrial like carpentry, transmitter machines, masonries, blacksmiths, welding can operate.

**5. ROADS**

Major roads to the municipality like Nyarongi-Posta road, Nyamanga-Milimani-Nyangubo road, Piny Oyie-Bondo-Kababu road and major feeder roads within the municipality should be tarmarcked in order to facilitate the smooth transportation of to and from the town market. There should be at least two bridges' one on the Eastern and one on the Western by-pass sides of the main bridge in Migori river. The main highway is too congested.

**6. SEWAGE SYSTEM**

Migori Municipality does not have sewerage system. Proper sewage system should be established within the municipality in order to attract investment. Most of dirty liquids are currently being discharged into River Migori which is health hazard to the residents who depend on the water of the river.

**7. WATER SYSTEM**

Migori Municipality do not have adequate water system, network. We proposed that the current water pipeline network being installed be completed as soon as possible.

**8. CULTURAL AND FESTIVAL FACILITIES (RESOURCE CENTRES)**

Migori is expanding rapidly but with very limited cultural and festival activities facility. We propose that Migori Municipal Stadium be redesigned and built to the international standard. We also proposed that vast land e.g. the one behind Oruba Police Station be bought for the establishment of the said activities.

**9. ENCROACHMENT IN RIVERIAN LAND**

We are seeing a lot of building along Migori River. Some people are putting up permanent structures and the county government is quiet about it. Citizens should be guided properly on physical planning issues within the town.

**10. CIVIC EDUCATION AND PUBLIC PARTICIPATION**

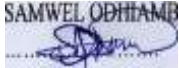
Lastly it is our submission that the department of Civic Education should be established and given necessary attention in order to enhance public awareness to the residents of Migori for inclusive participation in various development within Municipality. We hope you will consider our proposals in Migori County Integrated Development Plan for the Year 2022-2027.

**COMPILED BY;**



.....  
PETER ODHIAMBO OKELLO  
COORDINATOR  
MIGORI SMALL TRADERS SOCIETY  
P.O. BOX 1026-40400  
SAMWEL ODHIAMBO MIGORE

TOBIAS OURU OMINO



SECRETARY



CHAIRMAN

**1. ADOLESCENT GIRLS AND YOUNG WOMEN CYCLE AND IKEREGE YOUTH POLYTECHNIC PROGRAMME**

**MEMORANDUM FROM ADOLESCENT GIRLS AND YOUNG WOMEN CYCLE AND IKEREGE YOUTH POLYTECHNIC PROGRAMME**

**TO:** MIGORI COUNTY GOVERNMENT

**FROM:** BUKIRA CENTRAL ADOLESCENT GIRLS AND YOUNG WOMEN CYCLE AND YOUTH POLYTECHNIC PROGRAMME

**DATE:** 7<sup>TH</sup> OCTOBER, 2022

**REF: PROPOSED VIABLE PROGRAMME**

In regards to Bukira central residents, most of our young people are more creative and talented in different field of interest. The environment limits them from achieving the intended goals and perpetuate increase in idleness a round. We propose to the county government to construct a fully vanished and equipped polytechnic in Bukira Central ward since it curb the level of idleness and through this most people will be natured and mentored differently.

On behalf of our governor s manifesto number eight, it is highlighting the empowerment of adolescent girls, young women and people living with disabilities. In response to this, we urge the county government and its stakeholder to consider our request in the proposed polytechnic.

1. Facilitate the polytechnic with enough sewing machines for people around to train and become more creative.
2. Enough computers for training the youth on how to operate them and learn how the computer machines work.
3. Training the youth on how to design wooden equipment in carpentry classes, through this more youth will be self- employed to curb unemployment disaster the community.
4. Training young people hairdressing that lead to self- employment after terminating the studies.
5. Masonry that help those who are interested to train and become more creative in designing and building houses.
6. Training young people on how to manage business that has started with a smaller capital.
7. In welding training, young people will be trained on how to come up with unique designing that help them to sustain their lives.
8. Drawing and arts classes will mentor and nature young people who are interested in drawing to improve their skills.
9. Painting classes within the polytechnic will mentor and motivate young people on how to paint and which color to point depending with the environment.
10. Window panes fixing training will offer more opportunity to the young people and will improve their creativity.
11. Phones and electronic machines repair training in the polytechnic to equip and offer job opportunity in the community.
12. Plumbing and pipe fixing in modern houses will offer young people jobs and help them to sustain their lives.
13. Training of modern satellite fixing, WiFi installation, CCTV camera installation and more training on digital gadgets will help the community to move forward on a digital direction.
14. Training young people the modern and digital ways of communication by use of digital camera shooting, voice recording and editing video to encourage and motivate them to be more creative and innovative.
15. Training young people on writing electricity in modern houses and troubleshooting in case of electric breakdown.

In conclusion, we as youth from this ward, our prayer is that this is that this priorities proposal in Acreage /Bukira central ward program will be considered to improve living standard of people and to serve as a modern and equipped institution to the community

**2. MACALDER KANYARWANDA TREE PLANTING**

Tree planting to increase 10% tree cover in Macalder Kanyarwanda ward through organization linked to tree planting e.g CFA and user groups.

- ✓ Planting of trees at the following hills; Godkwach, Obalwanda, Nyakboko, Mirema, Kowuor, Ogaka, Nyakongo.
- ✓ Subsidised seeds and availability.
- ✓ Provision of solar water pumps
- ✓ Horticulture farming – provision of green houses.
- ✓ Use of green energy – subsidized,gas and solars.
- ✓ Drilling of water points.

No.	Location	Village
1	CENTRAL ORANGO	GOT ORANGE
2	S.E KADEM	KOWUOR
		ORANGO
		PAP ROMBE
		KANDEGE
3	MIKEI	KABUKNA
4	SOUTH KADEM	ONGOCHE
		NAMBA KODERO
		KAGOR



		OGAKA
5	GOD BONDO LOWER	GINGO A
		WANG'AYA
		OSANI
		WANG'ELONG'O
		MARIBA
		OBALWANDA

REHABILITATION OF KIMAI BOREHOLE

CONSTRUCTION OF WATER PANS

No.	Location	Village
1	SOUTH KADEM	KAGOR VILLAGE
2	GOD BONDO	NYAKORE
		MARIWA/GINGO
3	MIKEI	MIKEI
4	S.E. KADEM	PAP ROMBE
5	GOT ORANGO CENTRAL	KOWUOR

DESILTING AND PROTECTION OF EXISTING STREAMS

NO.	LOCATION	STREAM
1	S.KADEM	NAMBA KODERO
		OGAKA
		NDEMRA
		MIROCHE
		ONGOCHE
2	MIKEI	OSIRI
		KALANGI
		MIKEI
		OGONGO
		KABOBO
3	S.E KADEM	PAP ROMBE
		KOWUOR
		ORANGO
		KANDEGE
4	ORANGO CENTRAL	GUGA 1
		BUGNI
		AMILO
5	GOD BONDO	NYAKORE
		NYAMARWA

Encourage farmers to plant Bamboo along the river banks.

1. REHABILITATION OF CATTLE DIPS; Ogaka, god kwach, Osiri and Singengeto be constructed new.
2. Provision of fingerlings and construction of fish ponds.
3. Provision of beehives to farmers.
4. Introduce planting of Soya beans and Sunflower.
5. Establish bull camp to upgrade local zebus by Sahiwal at Osiri and AI.

AGENCIES TO PARTNER WITH IN ISSUES IDENTIFIED REGARDING CLIMATE CHANGE:

- a) KENYA WATER TOWERS
- b) WATER TRUST FUND
- c) NATIONAL OIL CO-OPERATION
- d) NATIONAL DISASTER OFFICE
- e) CARLO
- f) KIRDI

- g) KEFRI
- h) KENYA FOREST SERVICE
- i) DaCCA, WORLD VISION
- j) ONE VISION.

The county government to engage CDFs and WCCR to help in awareness creation, identification of farmers and champion climate issues and mitigation within the ward.

DRAFT