



COUNTY GOVERNMENT OF GARISSA

FINANCE AND ECONOMIC PLANNING

P O BOX 1377-70100

Email:info@garissa.go.ke

GARISSA

COUNTY FISCAL STRATEGY PAPER

**ACHIEVING EQUITABLE AND SUSTAINABLE ECONOMIC
DEVELOPMENT FOR THE RESIDENTS OF GARISSA**

FEBRUARY 2023

Foreword

It is my pleasure to present to you the 2023 County Fiscal Strategy Paper (CFSP) for Garissa County. This is the First CFSP prepared by the County Treasury to implement the Third Generation County Integrated Development Plan (2022-2027). It identifies the broad strategic priority areas and policy goals that will form the basis for preparation of 2022/2023 budget and the medium term in accordance with section 117 of the Public Finance Management Act, 2012. The strategic priorities and goals outlined in this Paper herein are based on Governor's Manifesto and the transformative agenda pursued by the County leadership as well as sectoral plans as contained in the Annual Development Plan and inputs from Public Participation forums.

This paper highlights the outcome of the previous financial year and also realigns itself to the broad National objectives as defined in the budget policy statement (BPS). It also contains vital information on: Macro-economic policy and plans; overall fiscal strategy, such as cumulative revenue projections; the resource envelope for the medium term; County overall priority interventions and proposed departmental expenditure in the medium term expenditure Framework.

In line with the Governor's Manifesto, the County will continue to pursue the following five Key Priority Areas that will enhance service delivery to the people of Garissa County and that include Improving access to water and sanitation services; Provision of accessible and quality healthcare services; investing agricultural transformation and food security; Investment in transport and infrastructure development and Creation of conducive business environment.

It is my sincere hope that we will make great strides towards the achievements of the above priority areas at the end of the financial year and ensure the realization of our County's transformative agenda.

Hon. ABASS ISMAIL KHAAR.

County Executive Committee Member

Finance, Economic Planning, Revenue Management

GARISSA COUNTY

Acknowledgement

The Garissa County Fiscal Strategy Paper (CFSP) 2023 was prepared in accordance with section 117(1) of the Public Finance Management Act, 2012, which stipulates that the County Treasury shall prepare the Fiscal Strategy Paper for each financial year and submit the paper to the County Assembly by the 28th of February of that year.

The CFSP outlines the Macroeconomic parameters affecting the fiscal framework that guides in preparation of the next financial year's budget and the county spending plans in the medium term. It is expected that this document will create and enhance the understanding of how these parameters affects the County fiscal framework. It also informs and guide public discourse on progress made by that the County, and the development matters the County expect to undertake in the coming financial year and also ensure meaningful participation of the people in the budget process in accordance with article 201 of the constitution.

The completion of this document was as a result of collaborative effort by various County departments and semi-autonomous entities that provided valuable information. We immensely appreciate their contribution toward this course.

My sincere gratitude goes to all Acting Chief Officers and Directors of various departments for ensuring timely submission of departmental inputs that formed the preparation of this document. Equally, I would like to acknowledge County Treasury Staff as well as staff from other departments, for their effort and contributions in the development of this document.

ADEN HARUN

Chief Officer

Finance

GARISSA COUNTY

ABBREVIATIONS AND ACRONYMS

BPS	Budget Policy Statement
CBK	Central Bank of Kenya
CECM	County Executive Committee Member
CO	Chief Officer
CRA	Commission of Revenue Allocation
CBROP	County Budget Review and Outlook Paper
CFSP	County Fiscal Strategy Paper
FY	Financial Year
GDP	Gross Domestic Product
IBEC	Inter-Governmental Budget and Economic Council
ICT	Information and Communication Technology
IFMIS	Integrated Financial Management Information System
KNBS	Kenya National Bureau of Statistics
MTEF	Medium Term Expenditure Framework
MTP	Medium-Term Plan
PE	Personnel Emoluments
PFM	Public Finance Management
PWD	People with Disabilities
SRC	Salaries and Remuneration Commission
SWG	Sector Working Group

Legal Basis for the preparation of the County Fiscal Strategy Paper

Legal Basis for the Publication of the County Fiscal Strategy Paper

The County fiscal strategy paper is prepared in accordance with Section 117 of the Public Financial Management Act, 2012. The law states that:

(1) The County, Treasury shall prepare and submit to the County Executive Committee the County Fiscal Strategy Paper for approval and the County Treasury shall submit the approved Fiscal Strategy Paper to the county assembly, by the 28th February of each year.

(2) The County Treasury shall align its County Fiscal Strategy Paper with the national objectives in the Budget Policy Statement.

(3) In preparing the County Fiscal Strategy Paper. The County Treasury shall specify the broad strategic priorities and policy goals that will guide the county government in preparing its budget for the coming financial year and over the medium term.

(4) The County Treasury shall include in its County Fiscal Strategy Paper the financial outlook with respect to county government revenues, expenditures and borrowing for the coming financial year and over the medium term.

(5) In preparing the County Fiscal Strategy Paper, the County Treasury shall seek and take into account the views of

(a) The Commission on Revenue Allocation;

(b) The public;

(c) Any interested persons or groups; and

(d) Any other forum that is established by legislation.

(6) Not later than fourteen days after submitting the County Fiscal Strategy Paper to the county assembly, the county assembly shall consider and may adopt it with or without

Fiscal Responsibility Principles

In order to ensure prudent and transparent management of resources, the County Treasury shall be guided by the following fiscal responsibility principles as spelt out in Section 107 of the Public Finance Management (PFM) Act, 2012:

- I. The county government's recurrent expenditure shall not exceed the county government's total revenue;
- II. Over the medium term a minimum of thirty percent of the county government's budget shall be allocated to the development expenditure;
- III. The county government's expenditure on wages and benefits for its public officers shall not exceed a percentage of the county government's total revenue as prescribed by the County Executive member for finance in regulations and approved by the County Assembly;
- IV. Over the medium term, the government's borrowings shall be used only for the purpose of financing development expenditure and not for recurrent expenditure;
- V. The county debt shall be maintained at a sustainable level as approved by county assembly;
- VI. The fiscal risks shall be managed prudently; and
- VII. A reasonable degree of predictability with respect to the level of tax rates and tax bases shall be maintained, taking into account any tax reforms that may be made in the future.

Foreword	ii
Acknowledgement	iii
ABBREVIATIONS AND ACRONYMS	iv
Fiscal Responsibility Principles	vi
CHAPTER ONE	1
1.0: Introduction.....	1
1.1: Recent Economic Development and Policy Outlook Overview	1
1.1.1: Global and Regional Economic Development	1
1.1.2: Domestic Economic Development	1
1.1.3: County Economic Development	4
1.2: Update on Fiscal Performance and Emerging Trends	4
2.3. Revised Estimates	5
2.4 Economic Policy and Outlook	6
2.5 Risks to the Outlook	7
CHAPTER TWO	8
STRATEGIC OBJECTIVE, ACHIEVEMENT AND INTERVENTIONS	8
2.0: Introduction:.....	8
2.1: Outline of County Fiscal Strategy Paper	8
2.2: Enablers sectors	8
2.2.1: EDUCATION, INFORMATION AND ICT	9
2.2.2: TRADE, INVESTMENTS AND ENTERPRISE DEVELOPMENT	10
2.2.3 AGRICULTURE, LIVESTOCK & PASTORAL ECONOMY	12
2.2.4: CULTURE, GENDER, YOUTH & SPORTS	15
2.2.5: HEALTH & SANITATION	16
2.2.6: LANDS, PHYSICAL PLANNING AND URBAN DEVELOPMENT	18
2.2.7: ROADS, TRANSPORT AND PUBLIC WORKS	19
1.3.8: WATER, ENVIRONMENT AND NATURAL RESOURCES	20
2.2.9: FINANCE AND ECONOMIC PLANNING	21
2.2.10: COUNTY AFFAIRS, PUBLIC SERVICE AND INTERGOVERNMENTAL RELATIONS	23
The General Key Challenges of the sector	24
CHAPTER THREE	25
FISCAL POLICY AND BUDGET FRAMEWORK.....	25

3.0: Overview.....	25
3.1: Fiscal policy framework	25
3.2: Fiscal strategy paper obligations.....	26
3.2.1: Fiscal responsibility principles	26
3.2.2: Fiscal Structural Reforms	26
3.4: Budget framework FY 2023-2024 MTEF	27
3.4.1: Half year Revenue performance review	27
3.4.1.1: Half year Local Revenue performance	27
3.4.1.2: Half year National Revenue performance	29
3.5: Expenditure.....	31
CHAPTER FOUR.....	35
MEDIUM TERM EXPENDITURE FRAMEWORK	35
4.0: Overview.....	35
4.1. Resource Envelope FY 2023-2024	35
4.2. Spending Priorities.....	36
4.2.1: Health and Sanitation	37
4.2.2: Roads, Transport and Public Works:	38
4.2.3: Lands, Physical Planning and Urban Development	38
4.2.4: Trade, Investments and Enterprise Development	38
4.2.5: Education, Information and ICT	38
4.2.6: Agriculture, Livestock & pastoral Economy	39
4.2.7: Finance and, Economic Planning	39
4.2.8: Culture, Gender, Youth & Sports	39
4.2.9: Environment, Energy, Natural Resources and Wildlife management	39
4.2.10: Water and Irrigation Services;	40
4.3. Medium Term Expenditure Estimate	40
Table 9: Medium Term Expenditures Estimates 2023/2024.....	40
CHAPTER FIVE	41
FISCAL RISKS AND CONCLUSION	41
5.0: Risks to Realizing the Fiscal Framework	41
5.2: Conclusion	42

CHAPTER ONE

RECENT ECONOMIC DEVELOPMENT AND POLICY OUTLOOK

1.0: Introduction

The chapter outlines the recent economic development focusing on the Global, Regional, domestic and county scenes.

1.1: Recent Economic Development and Policy Outlook Overview

1.1.1: Global and Regional Economic Development

Global economic outlook has become more uncertain - reflecting the impact of the ongoing Russia-Ukraine conflict, elevated global inflation, lingering effects of COVID-19 pandemic, and persistent supply chain disruptions. Global growth is projected to slow down to 2.9 percent in 2023 from the estimated at 3.4 percent in 2022 mainly driven by sluggish growth in advanced economies. The advanced economies are projected to decline from the estimated 2.7 percent in 2022 to 1.2 percent in 2023 reflecting slowdown in the growth in the USA, Euro Area and U

Growth in the emerging markets and developing economies is projected to rise modestly to 4.0 percent in 2023 from an estimated 3.9 percent in 2022 mainly driven by recovery of activities in China with the full reopening in 2023. China economy is projected to improve to 5.2 percent from 3.0 percent in 2022

In the sub-Saharan Africa region, growth is projected to remain moderate at 3.8 percent in 2023. This outlook reflects Nigeria's rising growth in 2023 due to measures to address insecurity issues in the oil sector. United Kingdom.

1.1.2: Domestic Economic Development

The Kenyan economy continued to expand in 2022, albeit at a slower pace than the 7.5 percent recorded in 2021. Real GDP is expected to grow by 5.5 percent in 2022 supported by the services sector despite subdued performance in agriculture and weaker global growth. The economy is projected to rebound to 6.1 percent in 2023, reinforced by the Government's development agenda geared towards economic turnaround and inclusive growth.

The coordination between monetary and fiscal policies continued to support macroeconomic stability with interest rates remaining relatively stable. Year-on year overall inflation rate declined for the second consecutive month in December 2022. Inflation rate eased to 9.1 percent in December 2022 from 9.5 percent in November 2022 due to a decline in food prices with the favourable rains and declining international prices of edible oils. However, this inflation rate was higher than the 5.7 percent recorded in December 2021.

The external sector has remained stable despite the tight global financial conditions attributed to strengthening US Dollar and uncertainties regarding the ongoing Russian-Ukraine conflict. Due to the strong dollar, the exchange rate to the Kenya shilling like all world currencies has weakened but strengthened against other major international currencies. The current account deficit was generally stable at 5.2 percent of GDP in the 12 months to November 2022 compared to 5.4 percent of GDP in November 2021 on account of improved receipts from service exports and resilient remittances. The official foreign exchange reserves at 4.2 months of import cover in

November 2022 continues to provide adequate buffer against short term shocks in the foreign exchange market.

The fiscal policy continues to pursue growth friendly fiscal consolidation to preserve debt sustainability. This will be achieved through enhancing revenue collection and curtailing non-core expenditures while prioritizing high impact social and investment expenditure. As such fiscal deficit is projected to decline from 5.8 percent of GDP in FY 2022/23 to 4.3 percent of GDP in FY 2023/24.

The Kenyan economy demonstrated remarkable resilience and recovery from COVID-19 shock due to the diversified nature of the economy and the proactive measures by the Government to support businesses. The economy expanded by 7.5 percent in 2021, a much stronger level from a contraction of 0.3 percent in 2020.

The growth momentum continued in the first three quarters of 2022 averaging 5.5 percent despite subdued performance in agriculture and weaker global growth. The economy grew by 6.7 percent in the first quarter and 5.2 percent in the second quarter compared to a growth of 2.7 percent and 11.0 percent in similar quarters in 2021.

In the third quarter of 2022, the economy grew by 4.7 percent compared to a growth of 9.3 percent in the corresponding quarter of 2021. Most sectors posted slower growths owing to the significantly high growth rates recorded in the third quarter of 2021 that signified recovery from the impact of the COVID-19 pandemic. The growth in the third quarter of 2022 was mainly supported by the service sectors particularly Accommodation and Food Service activities, Wholesale and retail trade, Professional, Administrative and Support services, Education and Financial and Insurance activities. The growth was however slowed by declines in activities of the Agriculture, Forestry and Fishing, and Mining and Quarrying sectors

The agriculture sector recorded a contraction of 0.6 percent in the third quarter of 2022 compared to a growth of 0.6 percent recorded in the corresponding quarter of 2021. The slowdown in performance of the sector was mainly attributed to unfavorable weather conditions that prevailed in first three quarters of 2022. The decline was reflected in the decline in vegetable exports and milk intake by processors. The sector's performance was cushioned from a steeper contraction by improved production in fruits, coffee and cane.

The performance of the industry sector slowed down to a growth of 3.4 percent in the third quarter of 2022 compared to a growth of 8.3 percent in the same period in 2021. This was mainly on account of normalization of activities in the manufacturing sub-sector after the strong recovery in 2021. Manufacturing subsector expanded by 2.4 percent in the third quarter of 2022 compared to 10.2 percent growth recorded in the same period of 2021. The growth in the industry sector was supported by positive growths in Electricity and Water Supply subsector and construction sub-sector which grew by 4.7 percent and 4.3 percent, respectively.

The activities in the services sector normalized and remained strong in the third quarter of 2022 after a strong recovery in 2021 from the effects of COVID19 pandemic. The sector growth slowed down to 6.1 percent in the third quarter of 2022 compared to a growth of 11.4 percent in the third quarter of 2021. This performance was largely characterized by substantial growths in accommodation and food services, wholesale and retail trade, professional, administrative and support services and education sub-sectors.

Inflation Rate

The year-on-year inflation rate eased for the second consecutive month in December 2022 but was still above the 7.5 percent upper bound target. Inflation rate eased to 9.1 percent in December 2022 from 9.5 percent in November 2022 due to a decline in food prices as a result of favorable rains and declining international prices of edible oils (Figure 2.2). However, this inflation rate was higher than the 5.7 percent recorded in December 2021. Overall annual average inflation increased to 7.6 percent in December 2022 compared to the 6.1 percent recorded in December 2021.

Food inflation remained the main driver of overall year-on-year inflation in December 2022, contributing 5.5 percentage points, an increase, compared to a contribution of 3.2 percentage points in December 2021 (Figure 2.3). The increase was mainly attributed to unfavourable weather conditions and supply constraints of key food items particularly maize grain (loose), fortified maize flour, cooking oil (salad), cabbages, beef with bones and mangoes.

Fuel inflation also increased to contribute 2.2 percentage points to year-on year overall inflation in December 2022 from a contribution of 1.7 percentage points in December 2021. This was mainly driven by increases in electricity prices due to higher tariffs and increased prices of kerosene/paraffin, diesel and petrol on account of higher international oil prices.

The contribution of core (non-food non-fuel) inflation to year-on-year overall inflation has been low and stable, consistent with the muted demand pressures in the economy, supported by prudent monetary policy. The contribution of core inflation to overall inflation increased to 1.2 percentage points in December 2022 compared to 0.7 percentage points contribution in December 2021.

While inflation has been rising and remains high in most economies, Kenya's inflation rate at 9.5 percent in November 2022 is much lower than that of some countries

Foreign Exchange Markets

The foreign exchange market has largely remained stable despite the tight global financial conditions attributed to strengthening US Dollar and uncertainties regarding the ongoing Russian-Ukraine conflict. Due to the strong dollar, the exchange rate to the Kenya shilling like all world currencies has weakened to exchange at Ksh 122.9 in December 2022 compared to Ksh 112.9 in December 2021 (Figure 2.5). Against the Euro, the Kenya shilling also weakened to Ksh 130.0 from Ksh 127.6 over the same period. The Kenyan Shilling strengthened against the Sterling Pound to Ksh 149.8 in December 2022 from Ksh 150.2 in December 2021.

Interest Rates

Monetary policy stance remains tight to anchor inflation expectations due to the sustained inflationary pressures, the elevated global risks and their potential impact on the domestic economy. In this regard, the Central Bank Rate was raised from 8.25 percent to 8.75 percent in November 2022 (Figure 2.7).

The interbank rate remained stable at 5.4 percent in December 2022 compared to 5.0 percent in December 2021 while the Treasury bills rates increased in December 2022 due to tight liquidity conditions. The 91-day Treasury Bills rate was at 9.4 percent in December 2022 compared to 7.3 percent in December 2021.

1.1.3: County Economic Development

Over the last few couple of years, the Garissa County economy exhibited contrasting trends in comparison to those registered by the National economy. A number of supply-side shocks including insecurity along the border with Somalia and erratic weather patterns resulted in depressed productivity in livestock and agricultural Sector. The livestock subsector is the main backbone of the County's economy and the result for the economy was debilitating. Scanty rainfall, especially in the 2022/2023, resulted in poor agricultural productivity.

Garissa County was particularly affected by the severe drought. Food security was destabilized with several communities in the county needing emergency aid to provide sustenance. Health complications due to malnutrition affected Garissa residents, particularly children. In addition, the overall level of urbanization in the county increased due to the influx of people from the hinterland, mainly due to loss of livelihood as a result of persistent drought. This caused strain on the social and physical infrastructure in these urban centers.

Pastoral lifestyle being the predominant economic activity was severely affected by the drought situation, thus occasioning migration and living in the urban centres as a coping strategy. Therefore, service provision to these new settlements is ad hoc. One way that Garissa is planning to address this is to open up more irrigation schemes around the permanent water source, River Tana and construction of mega water pans in the hinterlands to provide a source of water supply for new and existing farms. Irrigated farming will provide a more stable livelihood source as crops, fodder and other raw materials will be produced for food security, income generation and employment creation.

Going forward, insecurity remains a major concern for northern Kenyan Counties, particularly in Garissa County, amid renewed terrorist attacks. This has hindered movement within the county especially the sub counties that borders Somalia this has led to deterioration of economic performance in the county. The impact has been felt on infrastructure, physical and human capital, productivity and economic growth, and increased uncertainty in the investment climate.

1.2: Update on Fiscal Performance and Emerging Trends

Budget execution started on a slow note in the first half of the FY 2022/2023. The slowdown was due to the delays from the exchequer releases. In addition, expenditure rationalization was

effected to reflect lower revenues after the realization that the revenues would perform less than earlier projected leading to a wider fiscal deficit.

The exercise to clean-up the development project portfolio triggered by the budget rationalization on inclusion of new projects in the budget also slowed down the uptake of development expenditures in the first quarter of FY 2022/2023. However, this picked up strongly in the third quarter of FY 2022/2023.

The Government embarked on expenditure rationalization to ensure a sustainable fiscal position in the FY 2023/2024 and the medium term, and reaffirm its commitment to the fiscal consolidation plan and to the prudent fiscal management in general.

Expenditure Performance. Total expenditure and net lending for the period ending December 2022 was Ksh 1,468.8 billion, which was above the projected amount of Ksh 1,448.9 billion by Ksh 19.9 billion. Recurrent spending amounted to Ksh 1,121.4 billion; development expenditure was Ksh 206.3 billion while transfer to County Governments was Ksh 141.1 billion.

Recurrent spending was above the projected target by Ksh 106.8 billion mainly on account of above target expenditure on operations and maintenance and contribution to civil servants' superannuation scheme. Development expenditure was below target by Ksh 28.4 billion on account of low target disbursements to both domestic and foreign financed programmes by Ksh 11.4 billion and Ksh 15.2 billion respectively.

Fiscal operations of the Government by end of December 2022 resulted in an overall deficit including grants of Ksh 219.3 against a projected deficit of Ksh 285.1 billion. This deficit was financed through net domestic borrowing of Ksh 124.1 billion and net foreign financing of Ksh 95.2 billion.

The expected receipt from National government is likely to be lower than the current year. This is occasioned by reviewed revenue sharing formula by the CRA. The County MTEF will prepare for this circumstance going forward. The County, though greatly reliant on the National Government transfers, will institute measures to increase the local revenue base by aligning itself to National investment programs in order to increase resources that promote economic stability for the County.

Though county's own revenue generation has been pegged at Ksh.150, 000,000, the target has constantly eluded the County taxman.

2.3. Revised Estimates

During the budgetary implementation of the previous financial years, the county government has encountered the following budgetary setbacks that would warrant supplementary budgets

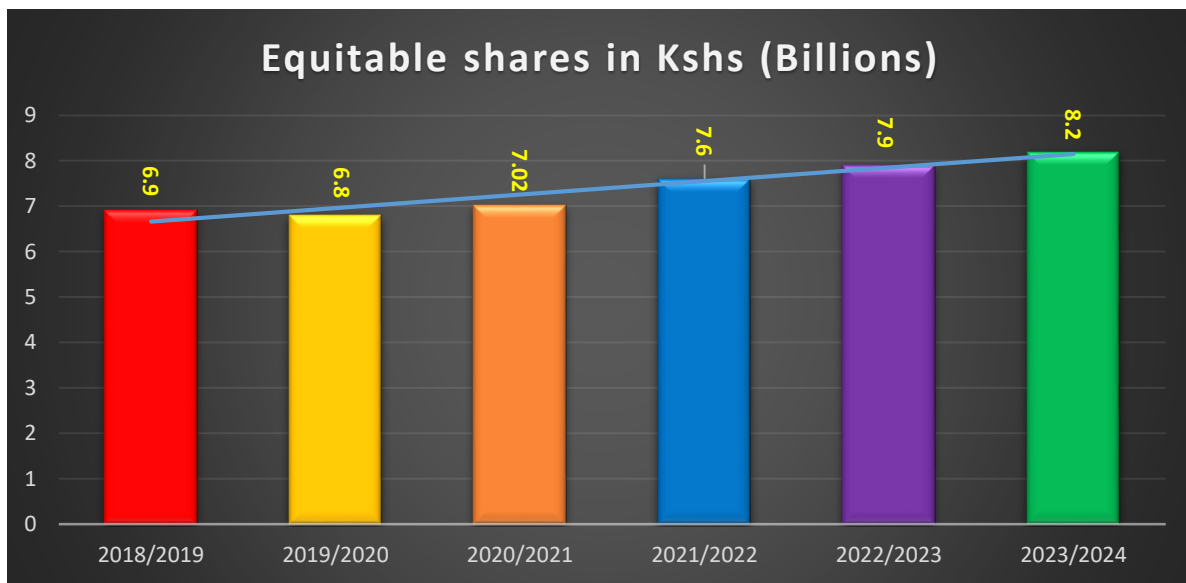
- The recent order by the auditor General for counties to receive and audit all files pertaining pending bills warrants a supplementary budget, which would necessitate in-year budgetary adjustments through supplementary budgets.
- Another item of concern is the balance brought forward from previous financial years mostly due to unmet revenue generation.
- Thirdly, there is ballooning wage bill as a result of unplanned recruitment.
- There have also been extreme weather conditions leading to massive death of livestock and therefore necessitating government's intervention.
- Funds meant for the County Governor's Official Residence were re-allocated to putting up ICT centers in all the wards across the county.

For these reasons, the county treasury has found itself contemplating with unavoidable budgetary adjustments to rationalize the expenditure

Table 1: Trend in Equitable Share for Period 2018/2019 – 2023/2024

Years	2018/2019	2019/2020	2020/2021	2021/2022	2022/2023	2023/2024
Equitable shares in Ksh (Billions)	6.9	6.8	7.02	7.6	7.9	8.2

Figure 1: Trend in Equitable Share for Period 2018/2019 – 2023/2024



Equitable share trend has been on the rise but a decline was realized in the FY 2019/2020 due to the revised ceiling by the commission for revenue allocation which led to fiscal consolidation. The subsequent FY 2019-2020-2023-2024 it has shown slightly increase.

2.4 Economic Policy and Outlook

Garissa County is formulating the foundation to become increasingly self-sustaining, relying less on the National Government, and becoming an economic force in the region.

The County also plans to build the structures necessary to cushion itself from external negative effects, while taking advantage of external positive effects from the National context. In light of the subdued national revenue environment, Garissa County laid the legislative groundwork to support a stronger revenue raising administration to enhance revenue collections in the county. Additional strategic investments for enhanced own source revenues include investment in contextually relevant systems to automate revenue collection, and capacity building for the revenue administration. Furthermore, the structures to implement an annual Finance Act are key for responsive revenue administration framework. Over the medium term, expenditure on recurrent will need to be contained in order to ensure substantial amount of funds for development. In particular, every effort should be made to contain wages and salaries by the

executive and other public entities by limiting the size of public service. Pursuing a sustainable level of debt is also vital as a means to provide room for the private sector to expand business and create the much needed jobs within an environment of low inflation, and stable interest rates and exchange rate. In light of apparent fiscal constraints, tough choices are therefore required to be made to ensure that available resources are directed towards those priority programs that have the highest socio-economic impact on our economic development. This is especially more urgent with respect to the public sector wage bill that, if not appropriately managed, will become the main macroeconomic challenge for Garissa County.

Garissa has been allocated a proportion of units to develop affordable housing and is investing in expanding these alongside the National Government investment under the big 4 agenda. Initial consideration for investing in the cotton industry through the manufacturing focus on the National Government is also under review. Garissa is also preparing to receive donor funded hospitals from refugee settlements and as such will be tapping into the Universal Health Care focus of the National Government. Finally, because of the effects of the drought, Garissa will invest to attract funding from the National Government for food fortification, livestock off-take programs, insurance and market access.

In furtherance of the agenda on inclusive growth and innovation in Micro, Small, and Medium Enterprises (MSMEs), the Government will soon launch the County Revolving Fund, as an intervention to correct market failure problems at the bottom of the pyramid. This program aims to lift those at the bottom of the pyramid through structured products in personnel finance that includes savings, credit, insurance and investment. To address the adverse impact of the ongoing drought, the County in partnership with the Development Partners and the private sector under the auspices of the National Steering Committee on Drought Response has provided response to affected persons, regions and communities. The Committee will work with both the National and County Governments in strengthening the national capacity for resilient recovery to protect development gains from recurrent drought.

2.5 Risks to the Outlook

In the Financial year 2023/2024 and in the medium term, the County anticipates having a balanced budget. It is, however, possible that the deficit may slightly rise towards the terminal end of the financial year occasioned by incessant failure in achieving local revenue target, leading to gaps in the resource envelope, thus calling for re-arrangement of spending plans by the county. In the longer term, however, appropriate measures, including setting a realistic and achievable local collections target, will be put in place to maintain county budget deficit at a manageable level in order to secure the County's fiscal sustainability.

Despite missing the target, the Garissa County Government has outlined a raft of measures to deliver, including reintroduction of land rates and changes in mode of payment of water charges and parking fees, in the County Finance Bill. These measures are geared at boosting revenue performance in the coming financial in the medium and ensuring smooth implementation of programs detailed in the policy documents.

CHAPTER TWO

STRATEGIC OBJECTIVE, ACHIEVEMENT AND INTERVENTIONS

2.0: Introduction:

This chapter links CFSP with strategic objectives and goals contained in county policy documents such as The ADP, Governor's manifesto and CIDP. These documents inform county budgets based on strategic objectives pursued by the government.

The fiscal framework envisaged in these policy documents, ensures adherence to principles of public finance and fiscal responsibility principles as set out in article 201 of the Constitution of Kenya, 2010 and section 107 (1) and (2) the Public Finance Management Act 2012 respectively.

In order to achieve the set objectives, Garissa County Government will employ greater transparency, effectiveness; efficiency and economy in management of public resources in order to ensure fiscal discipline.

Despite the challenges highlighted in key priority sectors several achievement has been reported over the period in accomplishing certain sectoral strategic objectives as mentioned below.

2.1: Outline of County Fiscal Strategy Paper

This CFSP was developed by the County Treasury team in conjunction with other staff from crucial sectors. The development process was undertaken through a series of internal evaluations as well as consultations with various stakeholders. The CFSP was also widely discussed by the public through citizen participation forums in the county and refined to incorporate key insights. This has ensured ownership, commitment and leadership by the residents of Garissa County.

The CFSP takes into account the National context as described in the Budget Policy Statement, and applies any significant effects on a national scale into Garissa fiscal outlook. It also examines and evaluates County past performance and based on this data and analysis, projects its fiscal framework into the medium term.

2.2: Enablers sectors

The respective sectors consist of Agriculture, Livestock & pastoral; Culture, Gender, Youth & Sports; Roads, Transport and Public Works; Education, Information and ICT; Lands, Physical Planning and Urban Development; Finance & Economic Planning; Health & Sanitation; Trade, Investments and Enterprise Development; Water, Environment and Natural Resources; County Affairs, Public Service and Intergovernmental Relations; County Public Service Board; Municipal Boards and county Assembly.

The sectors strategic objectives, key achievements, challenges and interventions are as follows:

2.2.1: EDUCATION, INFORMATION AND ICT

The general strategic objectives of Education, Information and ICT program are:

- To develop the child' self-awareness, self-esteem and self-confidence
- Improve the status of the child's health, care and nutritional needs and link him/her to health services such as immunization, health check-ups and growth monitoring
- Enrich the child's experiences to enable him/her to cope better with primary school life
- Enable the child to develop understanding and appreciation of his/her culture and environment
- To equip the Youth with relevant skills, knowledge and activities for the labour market.
- To improve the quality of training programs for the youth so as to engage them in meaningful and gainful employment.
- Enhance ICT Infrastructure, Connectivity & E-Government Delivery of Services & Promoting Reading Culture.
- To develop a coordinated and coherent approach for ICT road map development and guidelines which will enable the County to provide high-quality and cost-effective ICT-enabled services that meet the needs of County residents;
- Adopting technologies that will make information resources accessible to the community in an equitable, efficient and effective manner.
- Organize and preserve locally produced knowledge within Garissa and provide access anywhere and at any time.
- Provide a secure and conducive learning environment for use of library resources.

The general Key Achievement of Education, Information and ICT are follows;

- Development of the Garissa County ECDE Policy
- Development of the Garissa County School Feeding Implementation Guidelines
- Capacity development for ECDE managers on food safety and quality to prepare them for their roles in the upcoming school meals program
- Training of ECDE Directorate staff as TOTs on the competency based curriculum, remote learning and providing psychosocial support to vulnerable children in the Sub Counties
- Conducted planning meetings and initiated the process of developing sectoral work plans for the different directorates.
- Conducted training for ECDE teachers in Ijara and Lagdera on the competency based curriculum, remote learning and providing psychosocial support to vulnerable children

The general Challenges of Education, Information and ICT are follows;

- Delay of Project Execution caused by Procurement and payment issues
- Inadequate technical personnel, poor staff structure to support implementation of programmes.
- Inadequate infrastructure for effective service delivery
- Inadequate WASH, SNE and Health programmes in ECDE centres
- Extreme water shortage in schools, and VTCs

- Lack of teaching and learning materials in schools, and vocational training centers,
- Lack of indoor and outdoor play and instructional materials for ECDE children
- High drop-out rate due to the biting droughts,
- Malnutrition of children due to lack of school meals program and low household income
- Low enrollment levels of ECDE/VTC level compared to catchment area
- Lack of adopted sanitation facilities for the physically challenged
- Inadequate number of motor vehicles for supervision of schools
- Budgetary Constraints-This caused hindrance in implementation of the sub-sector programs.
- Negative perception towards TVET- Despite the various community sensitization and engagements forum that were done, there is still negative perception towards technical jobs.

The general Interventions:

- Investment in ECD infrastructures & other learning materials.
- Adoption of Digital Literacy in ECD Centres
- Enhance equity and access to bursaries and scholarships for the poor and most vulnerable;
- Expand the technical and vocational courses offered at county TVETs for formal and non-formal to the needs of labour market including Technological Competencies.
- Enhance capacity, instructors and infrastructure at TVET training institution.
- Set up ward ICT hubs for the communities at Ward level
- Operationalize the community resource centres to operate as ICT and E-commerce hubs at sub-counties

2.2.2: TRADE, INVESTMENTS AND ENTERPRISE DEVELOPMENT

The general strategic objectives of Trade, Investments and Enterprise Development

- Standardization with the internationally accepted SI units of measurements.
- To enhance Consumer protection.
- To ensure that weights, measures, weighing and measuring equipment's in use for trade are correct
- To ensure that pre-packed goods conform to regulations.
- To follow up on consumer complaints
- To increase direct investment in the county as well promote and enhance promotion of local products So as to empower women, youths and persons living with disability to partake in their economic advancement and better their living standards
- Develop and renovate markets where businesses will thrive
- Micro finance credit to groups and small business will spur growth and empower women, youths and disabled into active economic engagement

- Mapping of tourist site, tourism exhibition, Protection of endangered species

The general Achievements of Trade, Investments and Enterprise Development are follow;

- **Verification** of weighing gadgets to ensure compliance to the established standards and promote fair trade practices
- **LAUNCHING** of the county **REVOLVING FUND** and invite prospective groups to tender their applications
- **TRAINING** of county and sub-county revolving funds committees on funds administration and beneficiary verification criterion
- Opening of an office for the revolving fund manager and his team and equipping them with good working infrastructure
- Establishing of the **COUNTY INVESTMENT BOARD**, induction of the members and office equipping.
- Handing over of completed market stalls to the department of Urban planning.
- **SITE HANDING OVER** for the **ISHAQBINI DINING HALL** Project to the contractor and work currently ongoing
- **Bills/regulations:** The department in conjunction with others has been actively involved in the developing of a raft of Bills, some currently at the assembly and others at the executive level.
- **Mapping of Tourism sites:** The department under its directorate of tourism has conducted mapping exercise of tourism attraction sites in the 7 sub-counties. The aim of the mapping was to establish the existing the potential tourist sites in bid to document and market them to the domestic and international markets.
- **Hirola strategic development plan:** The department's directorate of tourism is currently involved in the development of 10 years Hirola strategic development plan, that will see in the conservation of Hirola, the world most rare and endangered antelope species, which is only found in Garissa County.

The general Challenges of Trade, Investments and Enterprise Development

- Undeveloped ICT both in the county and within the Department;
- Poor infrastructure within the county
- Inadequate budgetary allocations to the Department
- Inadequate facilities including offices, vehicles, office equipment, and furniture;
- Undeveloped county trade policy formulation and implementation on weights and measures, co-operative development, trade development, and enterprise development;
- Low levels of education and training by the residents of the county;
- Limited information and data on trade, weights and measures, co-operative development, and enterprise development;
- Low business and entrepreneurial skills by residents of the county;
- Encroachment by squatters on access roads to Jua Kali work sites; and
- Non-representation in the sub-counties by the Department.
- Lack of technical and experienced personnel at the department

The general Interventions:

- Increased access to credit facilities (Revolving fund)
- Development of modern market infrastructure
- Development of milk industries for value addition
- Improvement of community conservancies
- Engagement of stakeholders for effective implementation of trade fair and investment forum
- Mapping and identification of existing businesses and trade opportunities.

2.2.3 AGRICULTURE, LIVESTOCK & PASTORAL ECONOMY

The broad sector Strategic Objectives are:

- To develop sustainable livestock, crop, fishers sector and value chains for improved income, food and nutrition security
- To increase employment Opportunities for youth and women integration in agricultural production, increasing household incomes and enhance economic resilience.
- To develop more efficient agricultural production through extension, support services and affordable, high quality inputs.

The general Key Achievements;

- Over **16,500** livestock keeping households benefited from the distribution of **2,482.50 metric tons** of Livestock survival pellets (Range Cubes) valued at **Ksh. 148.6 million**, saving the lives of over **55,000 breeding stock** and maintained supply of milk for over **8,200 vulnerable children**.
- **Over 8,000 household** registered to benefit from **Kenya Livestock Insurance program**. The forage index based insurance program is currently funded by the World Bank under the DRIVE project. The registered pastoralist will be receiving payouts when the drought progresses and the forage index triggers payout to farmers. They will also benefit from a saving deposit of Ksh. 6,000 in their bank accounts. The minimum number of livestock insured is 5 tropical livestock units (TLUs) – equivalent to 5 cattle/camel or 50 Goats or 50 Sheep.
- Slaughter de-stocking of **2,870 cattle** valued at **Ksh. 43,050,000** benefiting **2,911 livestock traders** and **28,700 meat beneficiaries**. The intervention had three prong objectives – Protect the pastoral livelihoods, reduce pressure on the remaining pasture and provide animal source proteins to the vulnerable households affected by the drought.
- Conducted **6 active livestock diseases surveillance missions** in the County. Over 400 samples collected from sick cases successfully analyzed at the regional Veterinary Investigation Laboratory in Bouralgy. Diagnostic results were shared with the affected farmers and appropriate remedial measures undertaken including Vaccination and treatment of **575,000** goats and sheep against Paste des Petits Ruminants and Contagious caprine pleuropneumonia, deworming and spraying against Ticks and biting flies.
- 140 pastoral groups consisting of 2,145 beneficiaries benefited from Inputs supply to cattle, camel milk and meat goat VC groups under Value chains support – Livestock feeds, dewormers, water tanks and milk equipment including solar powered fridges and motorcycles.
- Two water pans each 50,000 m³ were developed in Maalimin and Bulla-dur in Masalani

to support over 6,000 households and 34,800 livestock.

- Trained **25 Veterinary professionals** on participatory epidemiology, surveillance and disease control programming. This was **on-job continuous professional development training** for the veterinary professionals to sharpen their knowledge and skills to provide better animal health **extension services** to our farmers.
- Trained **75 Community based animal health workers (CBAHWs)** and **4,210 pastoralist** farmers in Hulugho, Ijara, Fafi and Balambala Sub Counties on syndromic surveillance and reporting on Livestock diseases. This is part of **strengthening pluralistic extension services** and enhancing passive disease surveillance and reporting for early response.
- Renovated the Agriculture and Livestock offices in Masalani to a tune of Ksh. 9 million.
- 23 irrigation pumping sets (3-solar-powered; and 20 diesel/solar micro-irrigation pumps) in Garissa Township, Fafi, Balambala and Ijara sub-counties benefiting 23 smallholder irrigation schemes
- 12km of farm access roads improved (Garissa Township, Fafi & Balambala)
- Construction of 2 high impact Irrigation projects in Iftin, and Sankuri wards
- Provision of Agricultural land development services at subsidized rates (100Ha of new land opened up for farming; 60Ha ploughed)
- Farm inputs procured to assist in disaster recovery for 18,000 beneficiaries countywide (county government projects KCSAP, ELRP and partners)
- Trained 350 small-scale farmers in Hulugho, Balambala, Fafi sub-counties on basic agronomic practices e.g. Land preparation, spacing, crop diseases and management, harvesting and storage. After training, they were then issued with seeds and farm tools to enable them grow nutritious vegetable and crops.
- Capacity strengthening for 70 county technical officers under the sustainable food systems programme on apiculture, value chains, market and financial access; and 2,600 farmers on the same thematic areas (Balambala, Lagdera, Garissa Township, Fafi and Ijara sub-counties)
- 17,500 Households reached with agri-nutrition messaging countywide
- Establishment of a cold storage facility for horticultural produce in Raya, Sankuri Ward. The aim is to extend the shelf life of highly perishable horticultural produce, improve commodity availability and access by stabilizing market prices
- Construction of 4 Fish ponds in Iftin, Galbet and Sankuri wards
- Establishment of 3 SACCOs and 3 producer cooperatives facilitated under KCSAP. Additionally, these SACCOs have received Financial Inclusion Matching Grants to enhance the scale of their activities The department appreciates the support from SCI, WFP, NDMA, IRK, FAO/SOLO, KCSAP, ASDSP II, ELRP, WVK, ICRC/KRC, LMS program among others.

The general Challenges of Agriculture, Livestock & Pastoral Economy

- Inadequate funding flow to the sector from exchequer (e.g the livestock sub-sector was

allocated 1.6 billion for development in the period 2017/18 to 2021/22, however, only 0.63 billion has been expended by end of FY 21/22),

- Limited logistics support in terms of vehicles, motorbike's and office infrastructure.
- Limited number of extension staff (extension: farmer ration currently at 1:1,800 against the recommended ratio of 1:400)
- Lack of accurate farm and livestock census information and database of farmers – makes planning difficult
- Climate change effects – drought leading to shortage of feeds and water for livestock; water stress leading to declined yields in crops
- Endemic trade-sensitive diseases (FMD, LSD, CBPP, CCPP, PPR, SGP and Camel Pox) and Burden of pest, especially tsetse fly in Ijara.
- Inadequate marketing framework and market access for livestock, livestock product and farm produce.
- Low uptake of modern technologies, limited capital and access to affordable credit by farmers,
- Other emerging challenges include migratory pests (Desert locus, tomato leaf miner, African army worms), Covid-19, Antimicrobial resistance and increased chemical residues in products)

The general Interventions:

- Promote expansion of crop production in irrigated riverine Tana and in the proposed new irrigation schemes in *Waaso* plains, *Fafi* plains and *Gababa*
- Strengthen Garissa AMS Station's capacity to provide services at subsidized cost
- Support small holder farmers acquisition of irrigation infrastructure development services & equipment
- Promote adoption of climate-smart technologies in irrigation infrastructure and crop production
- Increase availability and access to quality water and feeds for livestock all year round through mechanized, irrigated fodder production and mega-scale water harvesting infrastructure,
- Rangeland spatial mapping and restoration of degraded rangelands,
- Strengthen Surveillance and strategic control of livestock diseases (including zoonotic) and vectors;
- Increase number of livestock value chain actors (youth, women and SIGs) implementing viable business plans,
- Improving market access linkages for priority livestock value chains;
- Support livestock value chains transformation and value addition through well-equipped abattoirs, milk processing facilities, tanneries, honey processing facilities

2.2.4: CULTURE, GENDER, YOUTH & SPORTS

The general strategic objectives for this sector are follows;

- Enhance Equitable access to opportunities and affirmative economic empowerment
- Create a conducive environment for gender mainstreaming and AGD principle
- Promote socio-economic empowerment for women, girls, PWDs and minorities
- Promote equal access to education
- Promotion of disability friendly policies and programmes
- provide bursary schemes and Social grants to poor, youth and small scale traders women
- Operational rehabilitation centers for victims of substance and drug abuse
- Children Juvenile and protection system established
- Establishment and management of cultural infrastructure (Cultural Centers, community museums and art galleries)
- Support to orphans, vulnerable children and their families and their communities to build a foundation sustainable future
- Promote youth participation in the national and county development processes;
- Formulating, developing and implementing and reviewing youth development policies and regulatory frameworks.
- Promoting, advocating and monitoring youth led initiatives;
- developing and managing youth talent and leadership centres; and
- facilitating leadership, entrepreneurship, life skills and exchange programmes,
- coordinate and promote grassroots sports programmes and mobilize and encourage people to participate in sports and recreation activities
- The objective of this department is to serve special interest groups; the youth, women, children and PLWDs.

The general key Achievement of Culture, Gender, Youth & Sports

- Renovated the offices in township and constructed lavatories
- Lobbying for youth and sports issues in the county
- Active participation in inter-counties sports tournament such as Kenya Inter-Counties Sports Association(KYISA) games in Busia County
- Did assessment on youth needs in all the sub-counties
- Sensitized youth on the importance of vocational/technical training courses. This has led to increased enrollment of vocational training
- Identification of a land for construction of a modern stadium in Garissa Township
- Established networks and partnerships with stakeholders in the youth
- Training and sensitization of Garissa sports clubs and football federation officials.
- The department organized Garissa cultural week where several traditional dances, storytelling, traditional medicine, food exhibitions and cultural arte facts displayed and were all documented and the winners were crowned with trophies (position: 1st 2nd and 3rd).
- The department participate the KMCF in Busia and was represented by GarGar Traditional Dancers Group who was the overall wins of the Garissa cultural week, where

the county government of Garissa emerged the winners in folk song and dance and we were rewarded with trophy.

- the department organized and conducted the **international day of People Living with Disabilities**
- In collaboration with Kenya Red Cross the department deliberated on how to fight Gender based violence and took part the 14 days' activism on GBV and the department is set to established GBV desk in every sub-county subject to the approval of public services board.
- The department distributed sewing machines to women in order to empower them economically i.e. the machines were issued to women with tailoring skills in order to use it for income generating purpose.
- For the realization of the departmental objectives stakeholders' engagement is of utmost essence and this effective we have conducted stakeholder's analysis

The general Challenges of Culture, Gender, Youth & Sports are follows;

- Inadequate funding for the sector
- High illiteracy level in the communities
- Mismatch in level of expectation
- Negative perception amongst women and youth on gender and social protection issues
- Cultural barriers that hamper efforts
- Judicial bureaucracy system and weak referral pathways

The general Interventions:

- Establishing youth innovation and leadership hub
- Holding sports tournaments across the county
- Establishment of modern multipurpose stadium
- Access of good hygiene by providing sanitary towels for school girls
- Identification, registration and protection of Historical Sites and monuments
- Hold annual Culture week in each sub- county

2.2.5: HEALTH & SANITATION

The general key Strategic Objective of health and sanitation sector are follows;

- Maternal health and child health - Scale up immunization activities and child health program.
- Community health Services scale up
- Scale up PHC to achieve UHC
- Eliminate and control communicable conditions
- halt and reverse increasing burden of non-communicable diseases (NCDS)
- Reduce the burden of violence and injuries
- Provide essential health services to Garissa county citizens
- Minimize exposure to health risk factors
- Strengthen collaboration with health related sectors

The General Key Achievement

The department of health has realized significant gains through achievements of various performance indicators, in this regard Immunization improved as percentage of children who are fully immunized increased from 55% to 78%.

Referral of patients has reduced due to the improvement of services at the sub county hospitals and other peripheral facilities means that only critical patients are referred. The county also procured 4 new ambulances (3BLS and 1 ACLS) to bolster referral services.

In addition, supply of laboratory reagents achieved 90% as planned owing to prompt procurement and distribution of the same to facilities. Drug supply and distribution also improved significantly although there is still a gap including in terms of consistency and timely delivery.

Significantly, remarkable strides have been made in the continuum of prevention, care and treatment in the context of the 90/90/90 strategy, including ART coverage of 74% and VL suppression rate of 87%. Further, prevalence rates have reduced from 2.3% in 2013 to 0.8% currently-a phenomenal achievement by all standards. On health education, proportion of health facilities conducting routine health education rose from 20 to 80 facilities, which had a profound impact on behaviour change, demand creation and service utilization. In keeping with policy and national commitments, Garissa County rolled out the CLTS initiative with the objective of attaining ODF status. A total of 37 villages were triggered.

In contribution to the polio end game, the county increased the number of environmental collection from 4 to 20 which were submitted to KEMRI for analysis.

Quarterly monitoring of performance indicators is critical in tracking the progress of indicators. The County has held 4 quarterly meetings and statistical reports including scorecard was done for evidence based decision making. These reports were disseminated during the health performance review meeting. Weekly reporting and monitoring of diseases surveillance is done on weekly basis to foresee any potential outbreaks that may arise. Active case search for AFP is routinely done and stool samples are collected for any suspected cases for onward confirmation by KEMRI. Garissa County sends environmental samples to KEMRI polio Laboratory. Currently the annualized non polio AFP detection rate stands at 12.25 against target of ≥ 2.0 and validation and geo coding of AFP cases detected stands at 100%.

The general key Challenges for Health and Sanitation;

- Inadequate resources for effective implementation
- High turnover of Health care workers
- Lack of county health policy to guide the health sector
- Poor infrastructure and inadequate equipment's
- Expansive county and insecurity
- Inadequate capacity to handle major risks and condition due to lack of ICU.
- High poverty among the community.

The general Interventions:

- Integration of comprehensive services using PHC model under CHS platform.
- Improve quality of care for provision of RMNCAH under PHC model
- Scale of NHIF registration and uptake to the general population and inclusion of refugees
- Establishing screening, early diagnosis and treatment programs at community level and in health facilities for major NCDs
- Expansion of facilities providing basic and comprehensive emergency care
- Establishment of staff housing
- Provision of reliable transport system with proper maintenance
- Provision of modern medical equipment's and comprehensive medical supplies

2.2.6: LANDS, PHYSICAL PLANNING AND URBAN DEVELOPMENT

The general key Strategic Objective Lands, Physical Planning and Urban Development

- To provide a spatial framework that will guide and coordinate land use development for sustainable livelihood
- To prepare spatial plans, formulate policies, legislate laws and subsequent regulations that will guide both urban and rural development
- Provide quality and affordable housing and technologies
- Provide efficient and effective urban related services and infrastructure

The general key achievement for the sector

- Beautification of Garissa town
- One stop lands Services
- Planning and survey of 5 settlements within Garissa Town
- Improved urban cleanliness and proper solid waste disposal
- Improved traffic control by enforcement officers
- Sensitization of the public on waste management disposal

The general key Challenges

- Lack of a county spatial plan and other local spatial plans and/or outdated development plans
- Delay in release of funds from national exchequer
- Shortage of technical staff
- Unplanned settlements and poor implementation of plans
- Inadequate periodic reviews to harness the link between policy, planning and budgeting
- Overlap of functions between departments leading to confusion in service delivery

The general Interventions:

- Prepare county spatial plan
- Demarcate and Undertake planning of urban areas and other towns
- Undertake planning activities for community land

- Re-planning of refugees camps and surrounding settlements/towns
- Extension of survey control points in sub counties
- Support surveying of public land to secure tenure
- of land information and customized functionalities/GIS lab
- Support establishment and roll-out of digitization and information management systems for land tenure security that is accessible to all

2.2.7: ROADS, TRANSPORT AND PUBLIC WORKS

The general key Strategic Objective of Roads, Transport and Public Works

- To Maintain, Expand and upgrade county road
- To provide efficient, convenient, safe and user-friendly transport infrastructure in the county
- To enhance Governance and capacity for service delivery

The key Achievement for the sector

The sector has made improvements in the roads department by adequately utilizing all funds received for maintenance from KRB, within the required time frame ensuring no loss of funds, resulting in surpassing of targets in roads maintenance program. 3700kms of roads were graded against a target of 2000kms, 1600m of drainage culvert installed against a target of 1200m. However, the challenge was in expansion and upgrading with 100kms upgraded to gravel standards against a target of 300kms and 15no drifts constructed against a target of 24. The department also had 3.4km of roads upgraded to bitumen standard and 4kms re-carpeted in Garissa Township through donor funding.

The general key Challenges of Roads, Transport and Public Works

- Delay in release of funds from national exchequer
- Lack of developmental allocation from county government
- KRB funds being transferred to equitable share for counties thus not restricted to roads use anymore
- Inadequate public consultative forums to sensitize financial stakeholders and improve on their perception on planning and implementation processes
- Inadequate periodic reviews to harness the link between policy, planning and budgeting
- Weak and unmotivated county monitoring and evaluation system that can counter the emerging challenges
- Lack of synergy among related departments.
- Lack of spatial data in the county for better planning and prioritization.
- Gaps in technical personnel, tools and equipment for better service delivery

The general Interventions:

- Expansion and upgrading of roads
- Rehabilitation and maintenance of existing roads
- Opening up of new access roads

- Upgrading airstrip landing
- *Climate proofing of all road projects*
- Development and management of bus terminus and parking bays
- Procurement of Road construction plant and equipment

1.3.8: WATER, ENVIRONMENT AND NATURAL RESOURCES

The General Strategic Objective of Water, Environment and Natural Resources

- To enhance access to clean, safe, adequate and affordable water
- To improve provision and access to sanitation systems and promote hygienic practices
- To improve access and availability to quality water for livestock and wildlife.
- To provide safe and sustainable water and sanitation services in all schools and health facilities.
- To Enhance Environmental Management Systems
- To Facilitate Management, Utilization & Conservation of Forestry & Wildlife Resources
- To Sustainably Facilitate the Exploration & Exploitation of Renewable Energy Sources e.g., Wind, Solar, Biogas & Wood Fuel
- To Facilitate Sustainable Exploitation and Management of Mineral Resources
- To Coordinate and oversee the Integration of Climate Change Mitigation & Adaptation Measures in All Sectoral Plans

The General Key Achievement for The Sector

- Water coverage in the county has increased by 75% in the last 3 years.
- We have drilled and equipped 80 boreholes.
- We have also constructed 45 water pans (Including 5 Mega pans) across the county.
- Augmented and rehabilitated major water supplies along the river.
- The efficiency of the borehole rapid response team has increased by 90% in the last 2 years and the human resource capacity of the sector has increased by 30% in the last 2 years.

The General Key Challenges of Water, Environment and Natural Resources

- The sector suffers from an unacceptably low number of technical cadres which compromises the quality of work done by contractors,
- The sector does not have enough number of vehicles to attend borehole breakdown (Cranes and O&M Vehicles), low budgets and lack of offices at sub county level therefore service at sub county level is compromised for both irrigation and water sub sectors. Flood have damaged irrigation infrastructure at the river banks.
- The sector is intending to undertake storm water conservation to minimize the effects of flood and the prolonged droughts.

- The sector is also establishing sub county water offices in Balambala, Fafi and Hulugho sub counties to decentralize the services.
- Frequent flooding of River Tana causing irrigation infrastructure damages
- Wildlife menace to crops and irrigation infrastructure.
- Inadequate data on irrigation planning and designs.

The general Interventions:

- Invest in large-scale rainwater harvesting systems.
- Establish new water sources and supply systems.
- Rehabilitate existing water sources and supply systems
- Protection of existing and new open water sources.
- Establish desalination plants.
- Establish water testing infrastructure.
- Strengthen operations of GAWASCO and GARUWASCO.
- Increase metered connections at HH and institutional levels.
- Establish and expand sewerage system for Garissa Municipality
- Undertake geological mapping of mineral resources available in the Garissa County
- Develop county legislation on mineral
- Develop sustainable management plans
- Establish gypsum processing plant in Garissa
- Create community wildlife protection unit
- Develop conservancy management plans
- Open up wildlife water Corridors (Malkas)
- Conduct County wildlife census

2.2.9: FINANCE AND ECONOMIC PLANNING

The General Strategic Objective of Finance and Economic Planning

- Improve policy formulation and coordination and implementation;
- Enhance monitoring and evaluation
- Enhance revenue collection
- Ensure timely preparation and approval of the county budget
- Ensure compliance with the budget cycles timeliness and milestone
- Establish the county specific economic status
- Provide basis for evidence based planning and budgeting
- Interlink planning budget expenditure management and control, accounting, auditing and reporting
- Carry out quarterly annual monitoring and evaluation exercise
- Ensure projects are completed on time and communities derive intended utility
- Reduction of debt levels to sustainable level
- Increment in capital financing for capital projects through Public Private Partnership (PPP)

- Improving economic planning coordination
- Poverty alleviation and enhancing attainment of the rights of the marginalized and minorities
- Development audit for increased productivity and better service delivery.

The General Key Achievement for the sector

- Development of County plans (CIDP & ADP)
- Development of CFSP
- Development of CBROP
- Development of financial bills
- Capacity Building Audit Staff
- Fully Embraced IFMIS system

The General Key Challenges of Finance and Economic Planning

- Lack of capacity buildings
- Inadequate skilled staff
- Financial Constraints
- Delay in exchequer releases from the national treasury
- Lack of mobility in carrying out essential services i.e. M&E
- Lack policies to streamline revenue collection
- Lack of M&E Committees
- Local revenue leakages as a result of manual system of revenue collection
- High turnover of the senior management staff
- Inadequate space and poor working environment for staff
- Failure by the County assembly to pass bills which could have enhance revenue collection
- Failure by the top management in implementing the PFM act and its regulations
- Failure by the accounting officers to comply with PFM act 2012

The general Interventions:

- Construction of treasury headquarter
- capacity enhancement
- Regular expenditure tracking survey reports
- Purchase and installation of revenue automation systems.
- Revenue Mapping
- Develop a consultative 5-year CIDP
- Develop Annual Development plans
- Develop of County Fiscal Strategy paper
- Carry out Public Participation during development of County plans
- Coordinate preparation of 10 year sectoral plans
- Enhance Capacity of technical team in economic planning and other key sectors

2.2.10: COUNTY AFFAIRS, PUBLIC SERVICE AND INTERGOVERNMENTAL RELATIONS.

The General Strategic Objective of County Affairs, Public Service and Intergovernmental Relations

- Mitigation of the effects of drought through provision of relief food assistance to affected groups;
- Provision of food and non-food items to persons in emergency situations and those affected by disasters.
- Co-ordinating various stakeholders who respond to drought and emergencies through County steering committee
- Strengthening of relief and humanitarian response in order to improve resilience of vulnerable groups and communities;
- Strengthen linkages and coordination with local institutions dealing with humanitarian response and rehabilitation;
- Formulation of Legal Frameworks, policies and guidelines for relief and humanitarian activities;
- Monitoring relief food activities in the field;
- Coordination of Cash Transfers to persons affected by drought in lieu of relief food.
- To promote and facilitate co-ordination and access to synthesized information for Disaster Management.

The General Key Achievement for the sector

- Formulation of DRM policy and implementation matrix- the policy advocate for creating various level of structure within the county. So far we have formed 30 ward disaster committees.
- Capacity enhancement for 15 wards disaster committees on community managed disaster risk reduction and developed Disaster risk reduction plan for each 15 ward
- Participate the short and long rains assessment to know the status of food security in the county and provide appropriate response.
- Carryout Coordination meetings with disaster technical working group working on disaster response in order to remove duplication
- Conducted floods assessment along Tana river In order to establish the extent of damage of the floods, Understand the humanitarian needs/relief per sector for the affected population and Identify appropriate intervention areas
- Relief food donation to flood, drought and conflicts victims in order to prevent loss of lives
- Developed communication strategy document- The primary objective of Garissa Flood Early Warning Communication Strategy is to enhance dissemination of flood early warning information in the County to enable preparedness and early response to floods disaster towards reduction of the risk of death, injury, property loss and damage.
- Developed early warning early action protocol document with *Aims to improve forecasts of extreme rainfall, **flooding** and improve the use of forecasts by integrating into operational **Early Warning Systems (EWS)** using a systematic anticipatory approach of Forecast based **Action** in Garissa county.*

- Train Sub-county technical officers on the guidelines and tools for conducting initial assessments (48-72hour assessment and KIRA) and mainstreaming gender in emergencies response

The General Key Challenges of the sector

- Bureaucracy in accessing emergency funds
- Lack of disaster management bill- yet to be passed by the assembly
- Lack of boats, divers and live saving gadgets for rescue missions especially during floods
- Our efficiency has been greatly hampered by the lack of office space, furniture and equipment.
- Mobility is a problem the Department has only one vehicle when it's in service all the activities low down
- Non operationalized emergency response center.

The general Interventions:

- Strengthening Coordination at all level:
- Establish Ward/Village Coordination unit
- strengthening capacity of county, sub county and ward DRM Coordination unit
- Dissemination of county contingency plan and response
- Establishment of Emergency Operation Center (EOC)
- Strengthening of Community based Disaster Risk Reduction
- Advocacy and lobby for sustainable DRM Funding
- Strengthen Traditional Dispute Resolution (TDR) and Alternative Dispute Resolution (ADR)mechanisms/structures to respond to conflicts
- Conduct intra/inter County community peace dialogue and mediation
- Operationalize intergovernmental forum as required in law
- Establish coordination structure at chiefs officers level and ensure coordination is a key indicator in performance contracts
- Development and approval of HR policy
- Capacity building County Public Service Board
- Conduct HR Audit
- Staff rationalization

CHAPTER THREE

FISCAL POLICY AND BUDGET FRAMEWORK

3.0: Overview

The fiscal framework for the FY 2023/24 and Medium-Term Fiscal Framework aims at stimulating the economic growth and development, help to end Drought Emergencies, reducing vulnerabilities, operating a balanced budget, ensuring effective delivery of services and supporting sustainable economic growth in the County. This policy underscores the need to prioritize crucial Recurrent Expenditure and undertake high impact Capital Expenditure in order to enhance economic growth. The 2023/2024 Fiscal Strategy Paper highlights the following:

- The county shall enhance its revenue base with a view to ensuring we increase own source revenue collection and achieve greater efficiency in terms of cost savings from non-crucial expenditure to ensure priority is given to the set priorities.
- Maintaining a lean workforce will assist in controlling the wage bill. This will create fiscal space for spending on the key county priorities especially in the social sectors and other development programmes. This will further provide adequate room for future countercyclical fiscal policy in the event of a shock.
- Fiscal consolidation while ensuring that county resources are adequate to promote growth. The County Government is committed to a reduction in the recurrent expenditure to devote more resources to development. At least thirty percent of the total county revenue shall be used in the implementation of development projects.
- The county will continuously exploit the public private partnerships, with potential local and foreign investors as well as other development partners to aid in the county's development

3.1: Fiscal policy framework

the Fiscal Policy framework for FY 2023/2024 and in the medium term, the County equitable share revenues realized slight growth compared to the previous years. This means that the sector allocations and ceilings will change based on the new ceiling provided to each sectorial departments.

The biggest challenge in fiscal consolidation is Payroll in the county which has witnessed a sharp increase in its wage bill over the past few years but this current FY 2022/2023 it was slightly reduced by the new administration although it is still above the 35% required by the PFM Act the government will revisit this trend to align with new revenue realities. Further local collections to increase upward from 150 million to 200 million. In light of these apparent fiscal Trends, tough choices are therefore required to ensure that available resources are directed towards those priority programs that have the highest socioeconomic impact on our economic development. This is especially more urgent with respect to the public sector wage bill that, if not appropriately managed, will become the main macroeconomic challenge for Garissa County.

The County Government has outlined a raft of deliverable measures, including automation of revenue collection systems, reintroduction of land rates and changes in mode of payment of water charges and parking fees, in the County Finance Bill. These measures are geared at

boosting revenue performance in the medium term and ensuring smooth implementation of programs detailed in the policy documents. Over the medium term, expenditure on recurrent will need to be contained in order to ensure substantial amount of funds for development. In particular, every effort should be made to contain wages and salaries by the executive and other public entities by limiting the size of public service.

3.2: Fiscal strategy paper obligations

The County Government recognizes that compliance with fiscal responsibility is a legal requirement and county executive will take charge to comply with all fiscal principles as provided in the PFM Act 2012.

3.2.1: Fiscal responsibility principles

The County Treasury shall comply with the fiscal responsibility principles as outline below;

- Thirty percent (30%) of County budget shall be allocated to Development projects as per PFM Regulation.
- The County Government's expenditure on wages and benefits for County public officers shall not exceed thirty-five (35) percent of total revenues as per PFM regulations.
- Over the Medium Term, the County Government's borrowings shall be used only for Short term borrowing for the purposes of cash management (payroll) because of the delay in treasury disbursement.
- Local revenues must be managed and collection enhanced. A reasonable degree of predictability with respect to the level of tax rates and tax bases shall be maintained, taking into account any tax reforms that may be introduced. The county plans to introduce various tax administrative measures e.g. Automation of collection systems, introduction of valuation roles and registration of land and properties within Garissa town and other major towns in the sub counties in an effort to enhance revenue base.
- Fiscal risks shall be managed prudently. The county plans to manage the fiscal risks arising from reductions to the equitable share by adopting a fiscal consolidation stance through various austerity measures.

3.2.2: Fiscal Structural Reforms

- Underpinning the fiscal program are measures to increase the proportion of local revenue with the objective of fully financing the County's budget in the long term.
- For effective and efficient management of financial resources, the County will continue to eliminate leakages and enhance revenue collection as well as rationalize expenditure. This will be achieved through continued measures to simplify licenses and fees levies, improve compliance and automation of revenue collection system in order to eliminate leakages and to widen revenue base.

- On the expenditure side, the County Government will continue to enhance prudent financial management; to improve efficiency and reduce wastage in accordance to section 107 of the PFM Act of 2012.
- The County Government continues to institute measures to contain the bloated wage bill so as to divert resources for development initiatives. These include freezing of recruitments, continued payroll cleansing and staff rationalization
- The County Government will also enhance capacity of the County Government staff so as to encourage proper and transparent use of resources and enhance service delivery.

3.4: Budget framework FY 2023-2024 MTEF

The 2023/2024 budget framework is set against expected global Economy recovery from COVID 19 shocks and risks of anticipated droughts, erratic weather patterns, high Inflation and interest rates are expected to bear a direct effect on the county's performance.

3.4.1: Half year Revenue performance review

The county equitable share revenue is expected to slightly increase upward from 7.9 FY 2022/2023 to Ksh 8.2 billion FY 2023/2024 based on the Budget policy statement and local revenue collections target will also slightly increase from 150 million on FY 2022/2023 to 200 Million on FY 2023/2024. loans and grants has Decreased from Ksh 1.0827 billion in the last FY 2022/2023 to Ksh 8.5854 Million 2023/2024 budget.

3.4.1.1: Half year Local Revenue performance

The local revenue collections target will slightly grow upward from 150 million on FY 2022/2023 to 200 Million on FY 2023/2024

Table 2: Local Revenue Realized Last 7 Month

MONTH	2021/2022	2022/2023	Increase/Decrease
	Million	Million	Million
JULY	6.7	3.5	-3.2
AUGUST	4.8	3.1	-1.7
SEPTEMBER	5.2	8.0	2.8
OCTOBER	2.0	7.3	5.4
NOVEMBER	8.5	5.0	-3.5
DECEMBER	3.9	8.8	4.9
JANUARY	6.7	10.8	4.1
TOTAL	37.7	46.6	8.9

Source: Revenue Department

The total own source revenue collected in the first 7 months of the FY 2022/2023 amounted to Ksh **46.6** Representing **31.09%** of the annual own source revenue target.

The month of January has recorded highest collection of Ksh 10.8 million while the month of August recorded the lowest with a collection of Ksh 3.1 million.

Figure 2: Comparison of the half year Local Revenue Performance the FY 2021/2022-2022/2023.

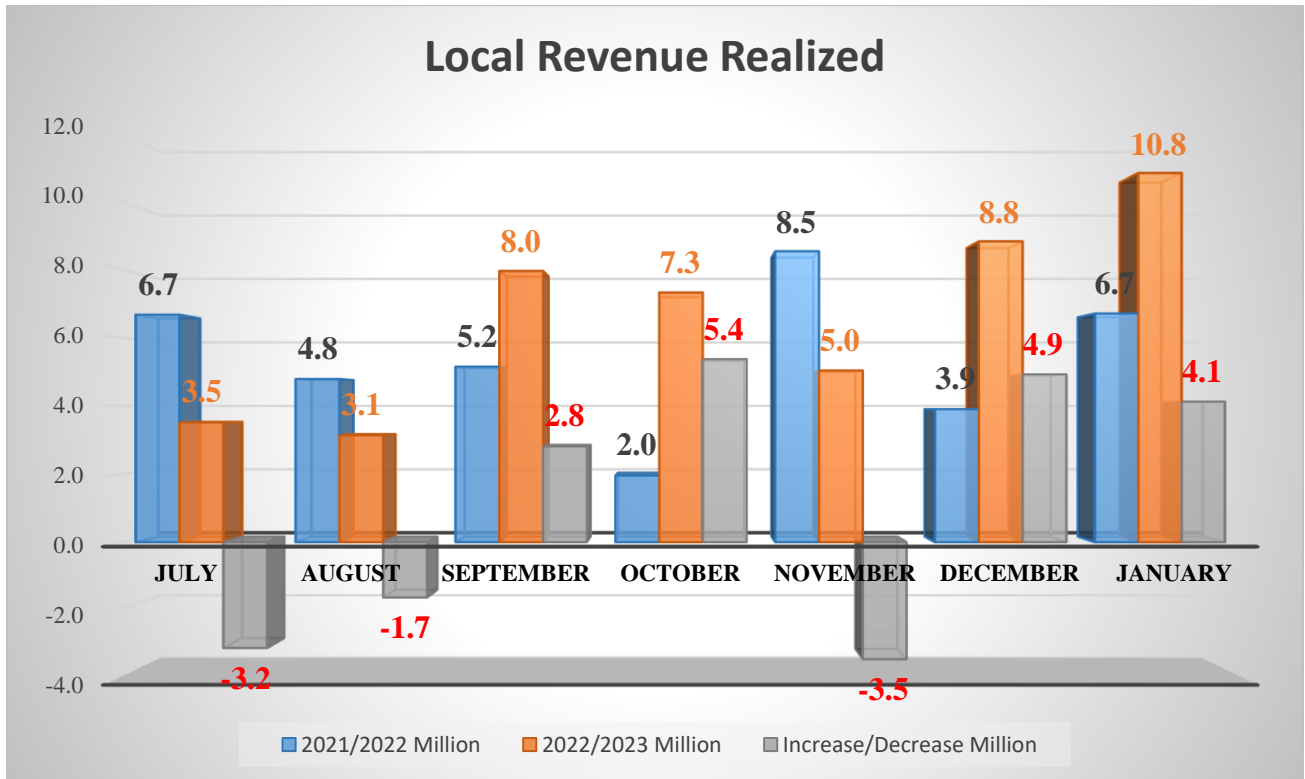


Figure 3: Comparison of the half year Actual Local Revenue Performance against Budgeted the FY 2021/2022

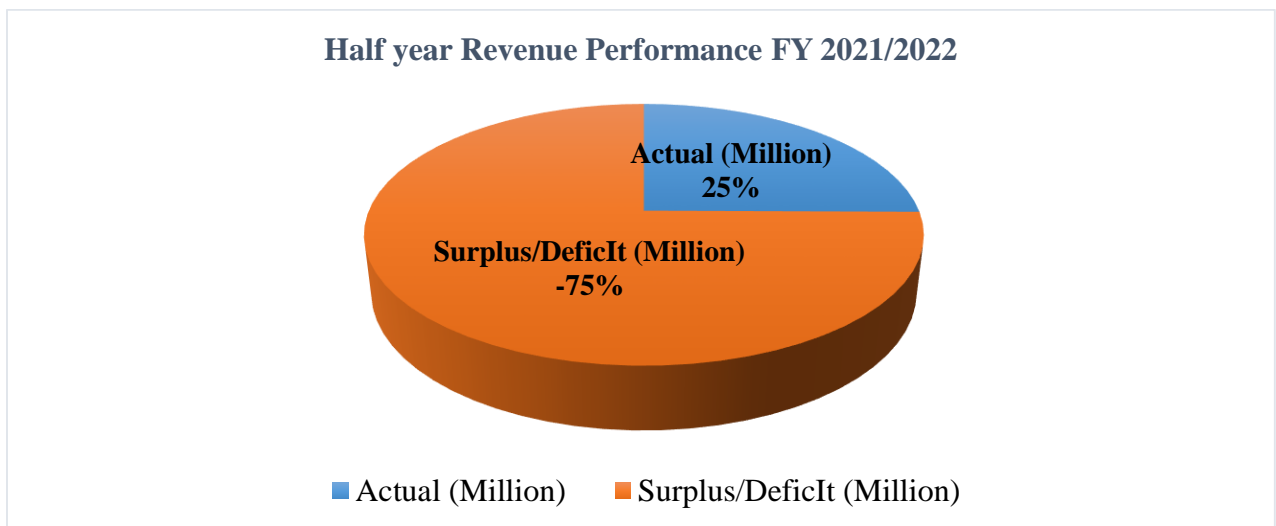
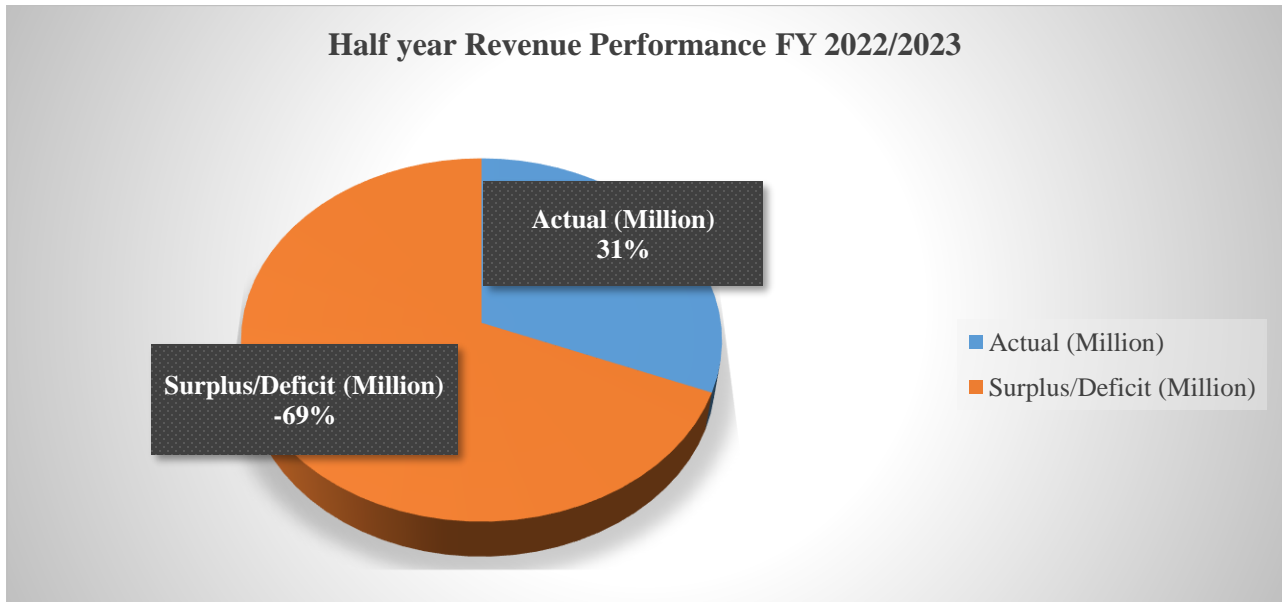


Figure 4: Comparison of the half year Actual Local Revenue Performance against Budgeted the FY 2022/2023.



3.4.1.2: Half year National Revenue performance

the equitable sharable national revenue and the carryforward is ksh 8,588.90 (Million) and the Actual realization stands at ksh 3,360 (Million) as per the half year performance which translate 39%. The loans and grants expected to be received was ksh 1,616.80 (Million) and actual performance is ksh 358 (Million) which also translate 22% on the half year performance.

Table 3: Half year performance of revenue from the National Government

DESCRIPTION	BUDGETED	ACTUAL	%PERFORMANCE
Equitable Share And Carried forward Releases	8,588.90	3,360.00	39%
Loans And Grants	1,616.80	358.00	22%
Own Source Revenue	180.00	35.80	20%
TOTAL	10,385.70	3,753.80	36%

Figure 5: Graphical representation of Resource performance FY 2022/2023

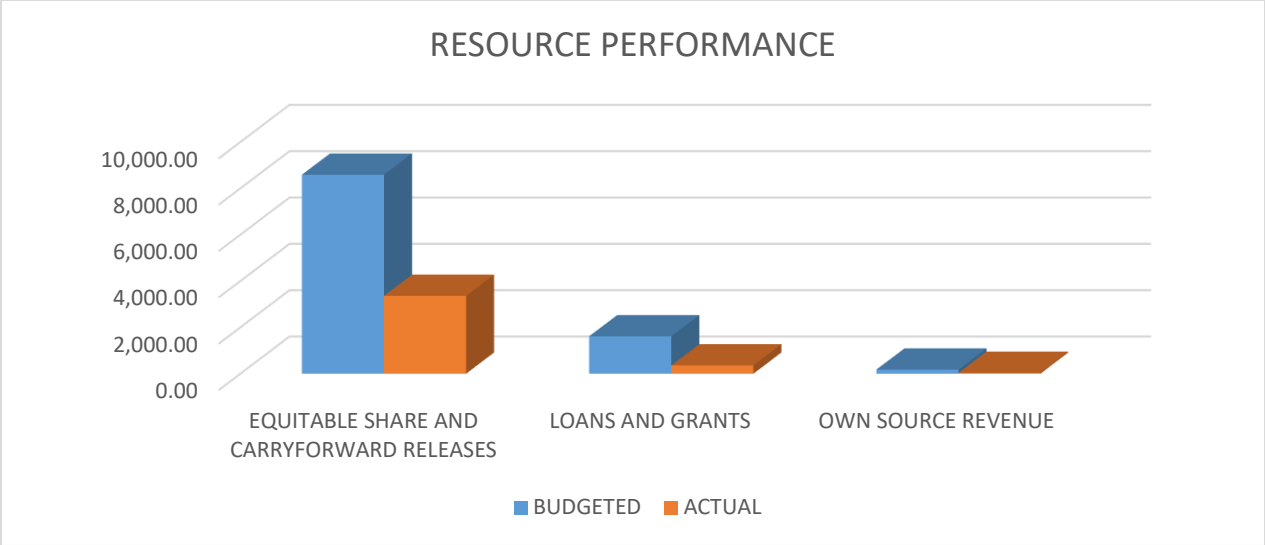


Table 4: Total Revenue Allocation Performance

National Revenue	Budgeted 2021/ 2022 Millions	Actual performance 2021-2022 Millions	Budgeted 2022-2023 Millions	Projected as BPS 2023-2024
Equitable Share	7,927.00	7,293.00	7927	8439.9
Local Collections	150	73.5	180	200
Grants and loans	1251	384	1616.8	858.5
Total Revenue	9,328.00	7,750.50	9,723.80	9,498.40

Figure 6: Equitable Share Performance

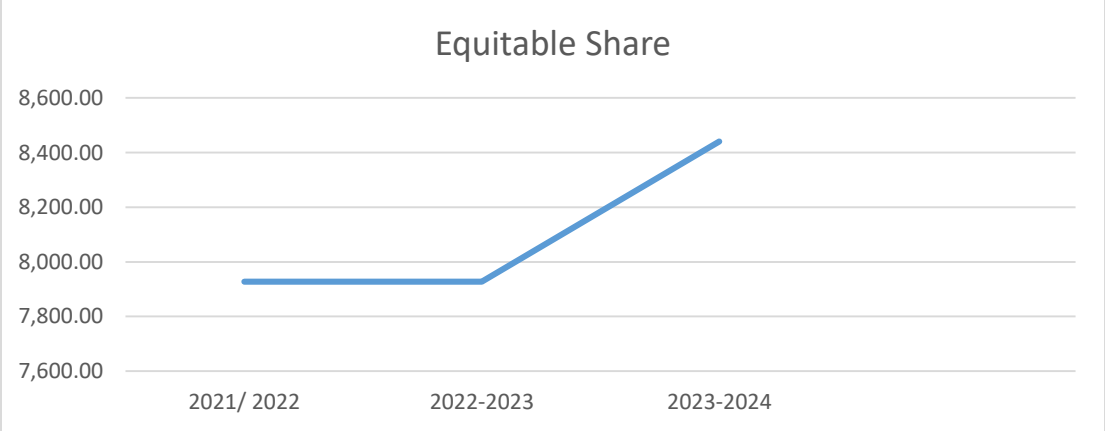
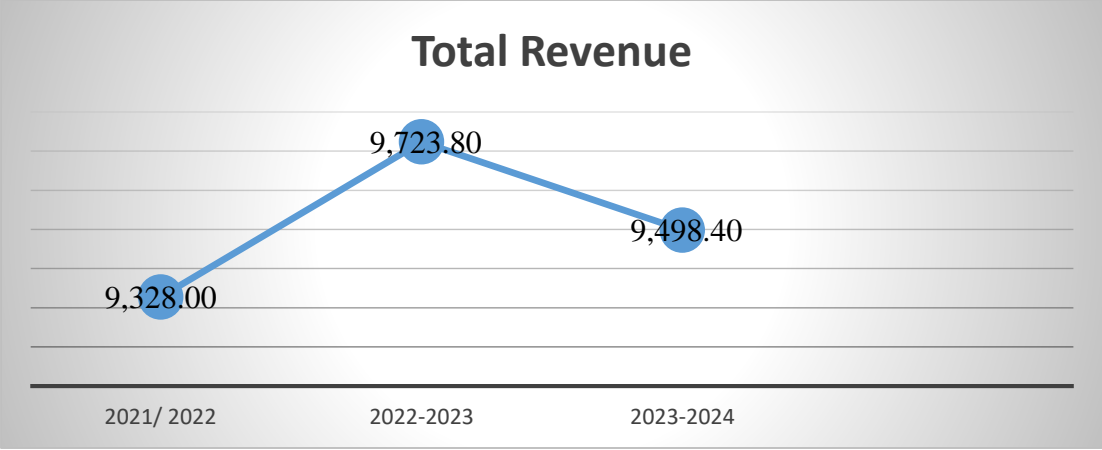


Figure 7: Total Revenue Allocation Performance



3.5: Expenditure

Regulation 25 (1) (b) of the Public Finance Management (County Governments) Regulations, 2015 sets a limit of the County Government’s expenditure on wages and benefits at 35 per cent of the County’s total revenue. Expenditure on the payroll has been growing an upward trajectory for the first 2 years more than the budgeted Amount as shown in the table below.

The last year the payroll has slightly reduces by new Administrations as way of combating the unstainable high wage bill in the county although it is still higher than the required 30%, so it is prudent the county now put freeze on recruitment and trying to rationalize its workforce in order drastically reduce the compensation of employees in the payroll as required by PFM Act.

This will help the county to undertake intensive capital expenditure for development.

Table 5: Expenditure trends

Expenditure	Budgeted 2020/2021 millions	Actual Performance 2020/2021 millions	Budgeted 2021/2022 Millions	Actual 2021/2022 millions	Budgeted 2022/2023 millions	Projections 2023/2024 millions
Compensation to Employees	4,787	4,799	4,797	4,763	4,004.6	4,335.6
Operation & Maintenance	2,308	1,838	1,361	9,98	1,657.4	1,359.4
Development	3,380	1,914	3,278	2,157	3,737	1,891.4
Total Expenditure	10,475.00	8,551.00	9,436.00	7,918.00	9,399.00	7,586.40

Figure 8: Expenditure trends

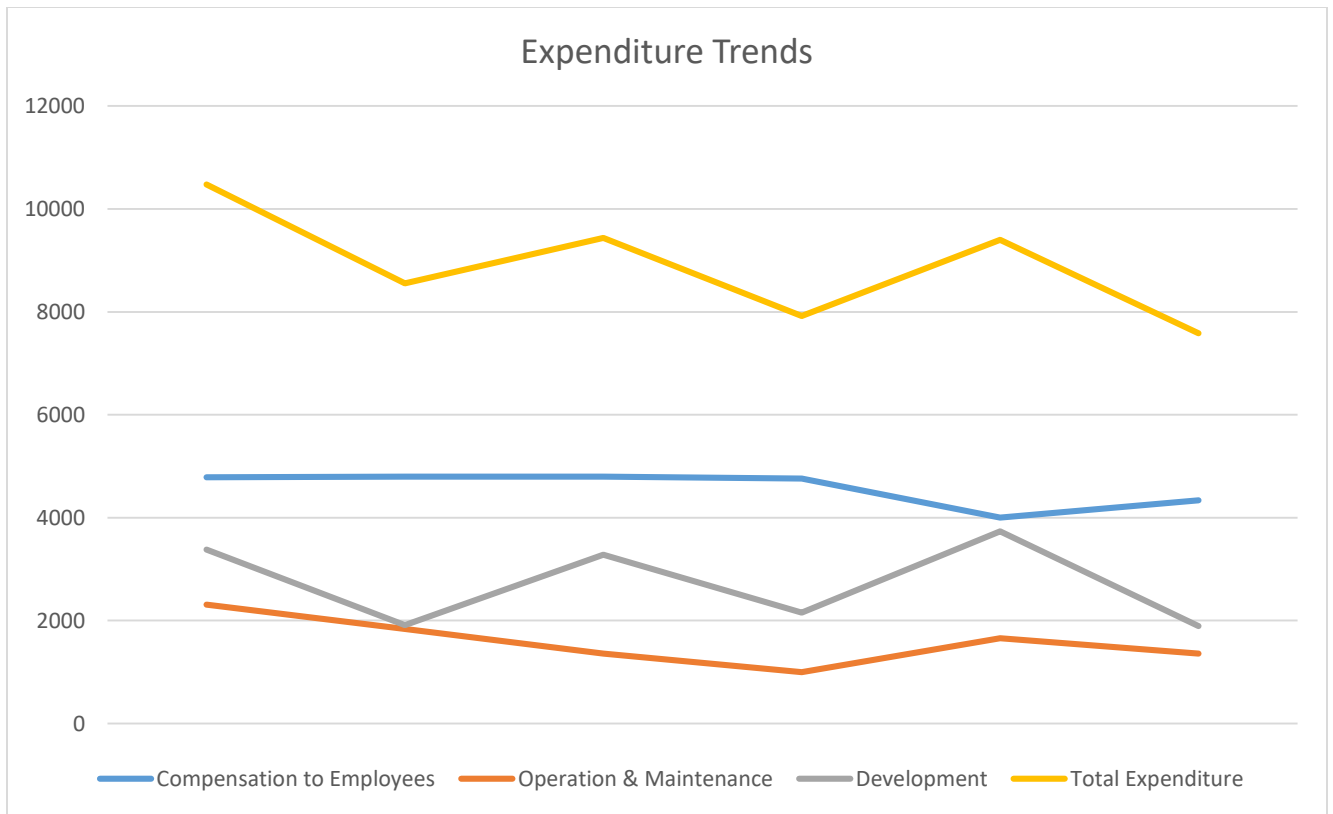


Figure 9: Expenditure Trends Analysis

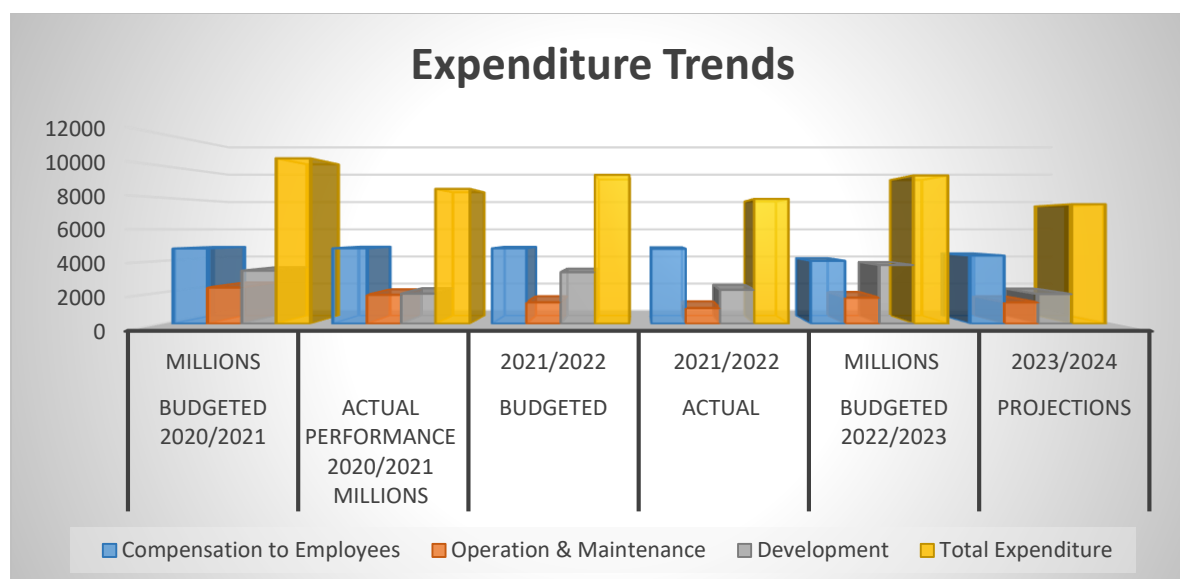
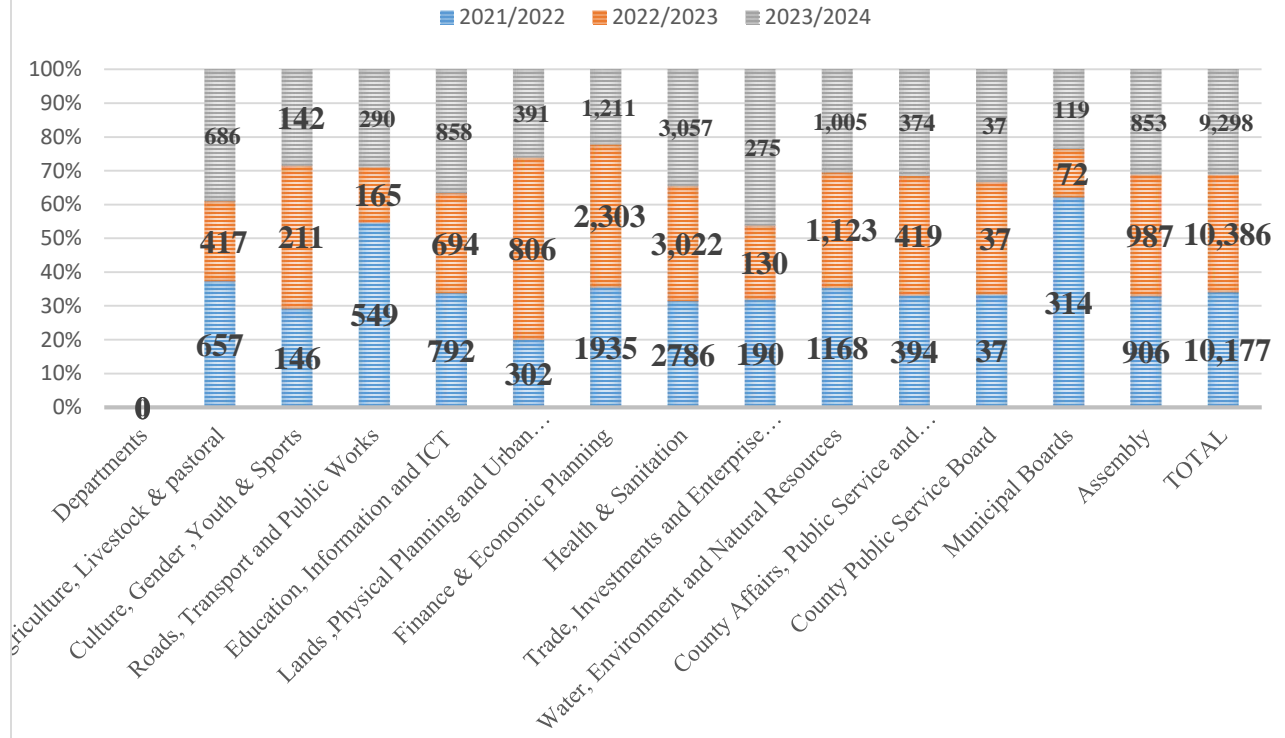


Table 6: Sector Allocation

	2021/2022	2022/2023	2023/2024
Departments	Allocations(millions)	Allocations(millions)	projections(millions)
Agriculture, Livestock & pastoral	657	417	686
Culture, Gender ,Youth & Sports	146	211	142
Roads, Transport and Public Works	549	165	290
Education, Information and ICT	792	694	858
Lands ,Physical Planning and Urban Development	302	806	391
Finance & Economic Planning	1935	2,303	1,211
Health & Sanitation	2786	3,022	3,057
Trade, Investments and Enterprise Development	190	130	275
Water, Environment and Natural Resources	1168	1,123	1,005
County Affairs, Public Service and Intergovernmental Relations	394	419	374
County Public Service Board	37	37	37
Municipal Boards	314	72	119
Assembly	906	987	853
TOTAL	10,177	10,386	9,298

Figure 10: Sector Allocation

Sector Allocations (Million)



CHAPTER FOUR

MEDIUM TERM EXPENDITURE FRAMEWORK

4.0: Overview

The Constitution of Kenya 2010 stipulates that County Governments should have reliable, stable and predictable sources and allocation of revenue. Garissa County receives revenue from four main areas: the equitable share, own source revenues, conditional grants, other loans and grants.

This Fiscal Strategy Paper aims at supporting the transformation of the county economy through infrastructure and social-economic development, ensure balanced budget, contain growth of recurrent expenditure in favour of capital investment so as to promote sustainable development and strengthen delivery of services. In undertaking capital investment, focus will be on completion, equipping and operationalization of ongoing projects to ensure the intended beneficiaries enjoy the expected benefits. Additionally, priority will be given to interventions that rejuvenate county economic growth in light of the impact of the COVID 19 pandemic on the county economy.

The medium-term fiscal framework for the FY 2023/2024 is set based on macroeconomic policy framework as set out in Chapter Two and sector priorities in Chapter Three. Sectoral expenditure ceilings are based on parameters which founded the basis for funding allocation in the FY 2022/2023 budget as the starting point. Most of the outlays are expected to support critical infrastructure and operationalizing the existing facilities.

4.1. Resource Envelope FY 2023-2024

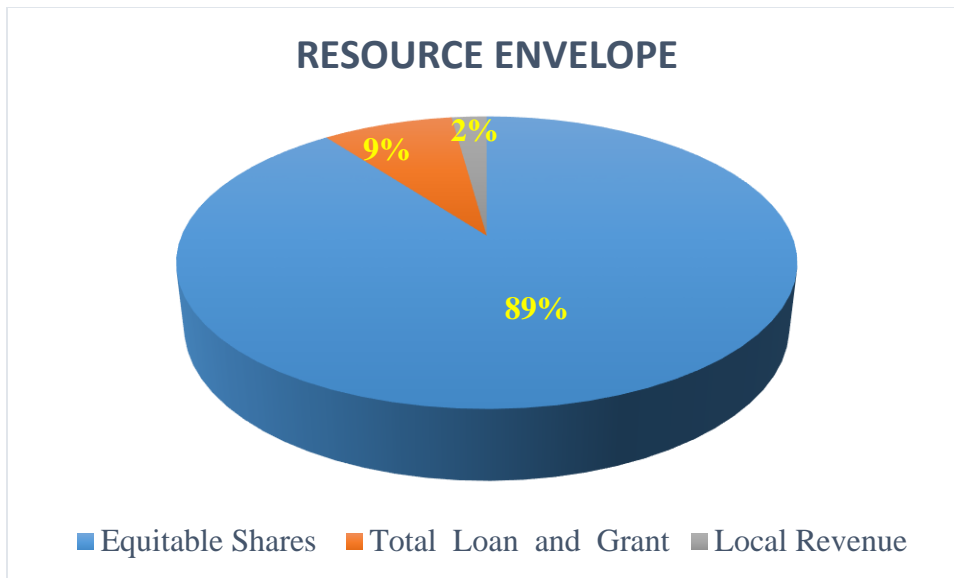
Table 7: Resource Envelope 2023/2024

RESOURCE ENVELOPE	
BREAK DOWN 2023/2024	AMOUNT
Equitable Shares (As per budget policy statement 2023)	8,239,896,363
Total Loan and Grant	858,542,930
Transfers for Library services	19,694,322
Industrial Parks	100,000,000
Kenya Climate Smart Agricultural Project (World Bank) KCSAP	75,269,050
Sweden Agricultural Sector Development program (ASDSP II)	27,426,035
DANIDA Grant-Primary health care in devolved context	22,602,375
Lease of medical equipment	110,638,298
Emergency locust response project World Bank (ELRP)	80,912,850
Water and Sanitation Development Project (World Bank) WSDP	400,000,000
Financing locally led climate action program (FLLoCA) County climate Institutional support (CCIS) Grant level 1 (world bank)	22,000,000
TOTAL NATIONAL REVENUES	9,098,439,293
proposed Local Revenue	200,000,000
TOTAL REVENUES 2022/2023	9,298,439,293

Source: BPS 2023/2024

Figure 11: Resource Envelope 2023/2024

The above information of revenues is represented below in pie chart format:



In the 2022/2023 financial year, cumulative revenue amounts to Ksh. 9.3 billion this constitutes constitute; equitable share of Ksh 8.2 billion, loan and grants of 858 million and locally collected revenue of Ksh 200 million.

According to budget policy statement, the county is expected to receive Ksh9.3 billion in the FY 2023/24. The recurrent are projected to be Ksh 5.715 billion, with personal emoluments estimated at Ksh 4.3356 billion and Ksh 1.3594 billion for operations and maintenance. To ensure growth of the county economy, the county projects to spend 1.8914 billion on development to fund the prioritized development programs for FY 2023/2024.

4.2. Spending Priorities

The medium term expenditure framework for 2022/2023 – 2023/2024 ensures continuity in resource allocation based on prioritized programs aligned to the third MTP of Vision 2030, and the Third generation CIDP, the Bottom Up economic approach and the Plan agenda. The sectors targeted and their spending priorities are as follows,

Table 8: spending priorities

	Allocations from Shareable Revenue (local and equitable)	Donor Support	Total	Ceilings
Sector/Sub-sector				
Agriculture, Livestock & pastoral	502,345,336	183,607,935	685,953,271	7%
Culture, Gender ,Youth & Sports	142,200,432		142,200,432	2%
Roads, Transport and Public Works	290,323,600		290,323,600	3%
Education, Information and ICT	838,594,303	19,694,322	858,288,625	9%
Lands ,Physical Planning and Urban Development	390,826,289		390,826,289	4%
Finance & Economic Planning	1,210,732,741		1,210,732,741	13%
Health & Sanitation	2,923,527,899	133,240,673	3,056,768,572	33%
Trade, Investments and Enterprise Development	175,000,255	100,000,000	275,000,255	3%
Water, Environment and Natural Resources	582,834,613	422,000,000	1,004,834,613	11%
County Affairs, Public Service and Intergovernmental Relations	373,798,645		373,798,645	4%
County Public Service Board	37,072,000		37,072,000	0.40%
Municipal Boards	119,256,199		119,256,199	1.28%
Assembly	853,384,051		853,384,051	9%
Grand Total Kshs.	8,439,896,363	858,542,930	9,298,439,293	100%

4.2.1: Health and Sanitation

The main objectives of the health department policy are the elimination of communicable diseases, halting and reversing the rising burden on non-communicable diseases and mental disorders, reducing the burden of violence and injuries, providing essential primary healthcare, minimizing exposure to risk factors for health conditions and strengthening universal health coverage among its population. The sector will have to complete all uncompleted projects, equip health facilities, and continue supply of health products and commodities. Investment will also be made on human resources recruitment, capacity building and timely maternal referral. The sector will continue support and fund disease surveillance, nutrition, HIV/AIDS, TB and Malaria interventions that is currently mainly funded by health partners to achieve the overall objectives and strategies of the health sector.

4.2.2: Roads, Transport and Public Works:

The sector is planning to enhance and improve road network in the county by maintaining the existing roads in the sub counties, upgrading of rural roads to gravel standards, upgrading of sub county headquarters access roads to bitumen standards, installation of road speed bumps on major roads in Garissa Township.

4.2.3: Lands, Physical Planning and Urban Development

The Sector has planned to improve on land administration and management services by spatial planning of sub-county headquarters, planning of small towns within the seven sub-counties, harmonization of local plans, survey plans and PDPs, setting apart two sub-county headquarters, placing of perimeter boundary beacons, placing of controls for cadastral surveys and survey of plots in urban centers.

Housing Programme (AHP) is an initiative by the Kenyan Government as one of the pillars under the 'Big 4 Agenda' which ensures that low cost housing which create employment opportunities.

4.2.4: Trade, Investments and Enterprise Development

To create an enabling environment to accelerate growth in Tourism Trade, and Enterprise Development while empowering the youth and women to fully participate in the socio-economic development of the County.

The sector, in line with its mandate of providing business support services, trade licensing and provision of credit, has prioritized to improve conservancy Camps and increase funding the county revolving fund to impact the life's SMEs and different disadvantage groups (youth and women) etc.

4.2.5: Education, Information and ICT

In line with the governments agenda to ensure the constitutional rights of education to every child is observed, the sector has planned to increase the number of ECD centers across the county by Constructing ECD classrooms and hiring & training of ECD teachers.

The sector priority to increase the provision of school Feeding Programme

To increase access to TVET programmes and improve the quality of training, the County Will Provide teaching and learning materials for vocational centers in the county, as well as hiring and training of TVET teachers.

In order to foster innovation, best practice, and value for money in the use of ICT in management of County resources, learning and Citizen outreach, the County Government will establish e-Garissa County Government Platform across County service sectors and also setting up ward ICT hubs for the communities at Ward level

The sub-sector has prioritized to provide a secure and conducive learning environment for use of library resources and adopt technologies that will make information resources accessible to the community in an equitable, efficient and effective manner.

4.2.6: Agriculture, Livestock & pastoral Economy

Promote expansion of crop production in irrigated riverine Tana and in the proposed new irrigation schemes in *Waaso* plains, *Fafi* plains and *Gababa*., Promote adoption of climate-smart technologies in irrigation infrastructure and crop production, Increase availability and access to quality water and feeds for livestock all year round through mechanized, irrigated fodder production and mega-scale water harvesting infrastructure, Increase number of livestock value chain actors (youth, women and SIGs) implementing viable business plans and Support livestock value chains transformation and value addition through well-equipped abattoirs, milk processing facilities, tanneries, honey processing facilities.

The sector will continue steering and coordinating the implementation of partner and donor-funded programmes/projects on food security. These are, Kenya Climate Smart Agriculture (KSCAP), Agricultural Sector Development Support Project (ASDSP), Regional Pastoral Resilient Livelihoods Project (RPRLP), and the Sustainable Food Systems Programme (SFSP)

4.2.7: Finance and, Economic Planning

The sector will continue to discharge its key mandate of; preparation of county short term and long term plans, coordinating and preparation of county budget, mobilizing revenue, budget implementation and control, prudent management of public funds by adherence to the PFM act 2012, financial reporting and advisory, asset management, enhancing internal control, monitoring and evaluating the county projects, training of staff and capacity building of the M&E and Audit committees.

The sector will commit part of its revenues to settling of pending bills as per advisory from the National Treasury and the Senate.

4.2.8: Culture, Gender, Youth & Sports

To Organization of Cultural Exchange Programmes, Community Festivals, exhibitions, concerts/competitions, Education and capacity building workshops, seminars to empower cultural practitioners and communities and promotion of cultural tourism.

To enhance delivery of its mandate, the sector in the financial year 2023/2024 will put more emphasizes to create more youth friendly centers and donate essential equipment and tools to disable, vulnerable groups and institutions.

4.2.9: Environment, Energy, Natural Resources and Wildlife management

In follow up to the enactment of Garissa County Climate Change Fund Act 2018, enactment of Garissa County Environmental management and coordination Act 2018, and subsequent gazettelement and training of County Environment Committee (CEC) as per section 29 of Environmental management and coordination Act 2015, the sector ha prioritized to implement a number of key projects in 2023/2024 financial year. These are; the Climate Change Support for Energy sub-sector, Climate Change Mitigation & Adaptation for the Environment sub-sector, establishment of more nursery centers and the Construction of botanical garden in Garissa Township.

4.2.10: Water and Irrigation Services;

The sector intends to make water supply more accessible to the residents of Garissa County by investing heavily in construction of more pans and boreholes and installations of solar systems to increase the redistribution of clean water. It also intends to improve water and irrigation management by recruiting and training more technical staff. It has also planned to increase office space for its staff and taking services to sub-county level by establishing offices and mode of transport at the sub county level.

Strengthen county environmental management committee, develop county environmental action plan (CEAP), Undertake County state of environment report (SOE), Enforce the existing environmental regulatory laws and Undertake environmental education campaigns

4.3. Medium Term Expenditure Estimate

Table 9: Medium Term Expenditures Estimates 2023/2024

	2023-2024	2024-2025	2025-2026
DEPARTMENTS	TOTAL ALLOCATIONS	PROJECTIONS	
Agriculture, Livestock & pastoral	721,953,271	758,050,935	765,631,444
Culture, Gender ,Youth & Sports	146,200,432	153,510,454	155,045,558
Roads, Transport and Public Works	290,323,600	304,839,780	307,888,178
Education, Information and ICT	858,871,796	901,815,386	910,833,540
Lands ,Physical Planning and Urban Development	425,826,289	447,117,603	451,588,779
Finance & Economic Planning	1,012,301,296	1,062,916,361	1,073,545,524
Health & Sanitation	2,988,732,649	3,138,169,281	3,169,550,974
Trade, Investments and Enterprise Development	290,000,255	304,500,268	307,545,270
Water, Environment and Natural Resources	1,062,834,613	1,115,976,344	1,127,136,107
County Affairs, Public Service and Intergovernmental Relations	423,798,645	444,988,577	449,438,463
County Public Service Board	41,299,910	43,364,906	43,798,555
Municipal Boards	139,256,199	146,219,009	147,681,199
Assembly	786,402,040	825,722,142	833,979,363
Grand Total Kshs.	9,187,800,995	9,647,191,045	9,743,662,955

CHAPTER FIVE

FISCAL RISKS AND CONCLUSION

5.0: Risks to Realizing the Fiscal Framework

The realization of development goals for the County will not be without risks and challenges as detailed below:

- Expenditure pressures especially perpetual increase in salaries and operational demand have put a strain on development expenditure. This demand is synonymous almost all departments and entities of the County leading to continued reallocation and rearrangement of spending plans.
- The underperformance in development attributable to a number of factors including delays in procurement process and inadequate capacity project management leading to low absorption of development budget.
- Revenue performance may also pose a potential risk. The County will continually put up solid structures geared towards sealing loop holes and expanding revenue base. Full automation of revenue collection and other measures outlined above will be implemented in the near future.
- Potential uncertainties associated with revised resource sharing formula by CRA could led to some implementation of programs detailed in preceding policy documents like ADP and CIDP being rescheduled to future period or even overlook altogether.
- Delay in disbursement of fund. Delay in exchequer releases has, not only, resulted in delay in the county achieving its development aspirations but also dissuaded the county workforce hence compromising on service delivery.
- The County's economic performance may also be slowed down by unreliable weather conditions. This will affect agriculture, which is the main economic driver of the County. Resources therefore need to be set aside to mitigate the situation.

5.2: Conclusion

The 2023 MTEF is marked by moderate growth in overall expenditure, taking into account the weaker global economic outlook and the need to stimulate economic growth. The set of policies outlined in this CFSP reflect the changed circumstances and are broadly in line with the fiscal responsibility principles outlined in the PFM law. Therefore, fiscal framework presented herein is prepared pursuant to the PFM Act and lays ground for the next financial year in terms of preparing the final Estimates as well as prioritization of resource allocation.

The budget frame work for 2023 -2024 will be purely guided prioritization of resource allocation to the sectors with focus mainly in Health sector with aim of addressing the big four Agenda of universal health care to enhance this there must be also Fiscal discipline which will ensure proper management of funds and delivery of expected output.

Effective and efficient utilization of funds is pegged on sector capacities to deliver on their functions. In pursuit of this, effective budget implementation at the county level will be facilitated through capacity building and the development of systems for close monitoring and evaluation of spending entities to ensure that resource application bears the most fruit to the taxpayer. Involvement of all stakeholders in budget formulation and execution is also key in enhancing overall budget implementation and the public will be key in shaping the final budget policies and allocations. The county will also revamp its revenue collecting and management systems with the goal of generating more revenues to strive towards budgetary self-reliance while ensuring the stability of our fiscal framework and financial health of the County.