LAMU
DISTRICT DEVELOPMENT PLAN
2002 – 2008

Effective Management for Sustainable Economic Growth and Poverty Reduction

FOREWORD

7th Lamu District Development Plan (DDP) for the period 2002-2008 was prepared ıe District Departmental Heads of various Ministries under the coordination of the ıict Commissioner assisted by the District Development Officer and members of the ıict Planning Team. The Plan is a product of broad-based consultations among ıus stakeholders. It has been prepared in the backdrop of the theme of the 9th ɔmal Development Plan, which is *"Effective Management for Sustainable Economic vth and Poverty Reduction"*.

Lamu DDP articulates medium term policies and objectives, which are further ılated into short-term strategies and programmes to be implemented under the ium Term Expenditure Framework (MTEF). The latter is part of the budgetary ms undertaken to strengthen the linkage between policy, planning and budgeting.

Rural Planning Department of the Ministry of Finance and Planning provided the alll guidance through seminars and training workshops and was responsible for the ulation of guidelines, editing and publication of the Plan.

P'lan is divided into four chapters as follows:

ɔtter One: Provides the background description of the district in terms of its area, administrative divisions and main physical features as well as a summary of data essential for making informed choices while planning.

ɔtter Two: Provides a review of the performance of the 6th Lamu District Development Plan for the period 1997-2001 and insight into the major development challenges and cross cutting issues to be tackled during the 2002-2008 Plan period.

ɔtter Three: Forms the core of the Plan and is prepared along the lines of the PRSP/MTEF sectors. It indicates the priorities, strategies and programmes proposed to overcome the development challenges identified in Chapter Two. The proposals are in line with the people's aspirations as outlined during the Poverty Reduction Strategy Paper District Consultation Forums.

ɔtter Four: Introduces implementation, monitoring and evaluation mechanisms for the 7th Lamu DDP. It outlines the institutional framework for monitoring and evaluating the implementation of the 7-year Plan, the indicators and instruments to be used and sets out clear roles for all stakeholders.

i.ct Planning is the cornerstone of the District Focus for Rural Development strategy RD). This strategy is currently being revamped to ensure that an effective bottom up ery system that facilitates two-way communication between the community and lopment partners through the administrative hierarchy in the district as well as at the nal level is established. In order for this Plan to be more effective than before munities will be actively and fully involved in the entire planning process from

selection, implementation, monitoring and evaluation. However, this requir investments in training and capacity building, particularly on participatory metho for the communities, and effective delivery of services closer to the people. In thi district information systems will be put in place, with District Informati Documentation Centre (DIDC) and District Planning Unit (DPU) playing a centra the process. This will be actively pursued by the Rural Planning Department thr office of the DDO in collaboration with development partners.

RURAL PLANNING DEPARTMENT
MINISTRY OF FINANCE AND PLANNING

TABLE OF CONTENTS

FOREWORD ..... (iii)
TABLE OF CONTENTS ..... (v)
LIST OF ABREVIATIONS ..... (vii)
LIST OF TABLES/MAPS ..... (viii)

CHAPTER ONE
DISTRICT PROFILE

1.0 INTRODUCTION 4
1.1 ADMINISTRATIVE, GEOGRAPHIC AND PHYSICAL DESCRIPTION 4
1.1.1 Administrative Boundaries 4
1.1.2 Physiographic and Natural Conditions 4
1.1.3 Settlement Patterns 6
1.2 DISTRICT FACT SHEET 7

CHAPTER TWO
MAJOR DEVELOPMENT CHALLENGES AND CROSS-CUTTING ISSUES

2.0 INTRODUCTION 19
2.1 OVERVIEW OF 1997 - 2001 PLAN 19
2.2 IMPLEMENTATION OF 1997 - 2001 DEVELOPMENT PLAN 20
2.3 DISTRICT DEVELOPMENT PLAN LINKAGES WITH THE 2002 - 2008 NATIONAL DEVELOPMENT PLAN AND OTHER POLICY PAPERS 22
2.4 MAJOR DEVELOPMENT CHALLENGES AND CROSS-CUTTING ISSUES 22
2.4.1 Population Growth 23
2.4.2 Poverty 26
2.4.3 HIV/AIDS 26
2.4.4 Gender Inequality 26
2.4.5 Disaster Management 27
2.4.6 Environmental Conservation and Management 27

CHAPTER THREE
DISTRICT DEVELOPMENT STRATEGIES AND PRIORITIES

3.0 INTRODUCTION 31
3.1 AGRICULTURE AND RURAL DEVELOPMENT SECTOR 31
3.1.1 Sector Vision and Mission 31
3.1.2 District Response to Sector Vision and Mission 31
3.1.3 Importance of the Sector in the District 32
3.1.4 Role of Stakeholders in the Sector 32
3.1.5 Sub-sector Priorities, Constraints and Strategies 33
3.1.6 Project and Programme Priorities 36
3.1.7 Cross Sector Linkages 43
3.2 PHYSICAL INFRASTRUCTURE 43
3.2.1 Sector Vision and Mission 43
3.2.2 District Response to Sector Vision and Mission 43
3.2.3 Importance of the Sector in the District 44
3.2.4 Role of Stakeholders in the Sector 44
3.2.5 Sub-sector Priorities, Constraints and Strategies 44
3.2.6 Project and Programme Priorities 45
3.2.7 Cross Sector Linkages 47
3.3 TOURISM TRADE AND INDUSTRY 47
3.3.1 Sector Vision and Mission 47
3.3.2 District Response to Sector Vision and Mission 47
3.3.3 Importance of the Sector in the District 48
3.3.4 Role of Stakeholders in the Sector 48

3.3.5 Sub-sector Priorities, Constraints and Strategies 48
3.3.6 Project and Programme Priorities 49
3.3.7 Cross Sector Linkages 51
3.4 HUMAN RESOURCE DEVELOPMENT 51
3.4.1 Sector Vision and Mission 51
3.4.2 District Response to Sector Vision and Mission 52
3.4.3 Importance of the Sector in the District 52
3.4.4 Role of Stakeholders in the Sector 52
3.4.5 Sub-sector Priorities, Constraints and Strategies 53
3.4.6 Project and Programme Priorities 55
3.4.7 Cross Sector Linkages 58
3.5 INFORMATION COMMUNICATION TECHNOLOGY 58
3.5.1 Sector Vision and Mission 58
3.5.2 District Response to Sector Vision and Mission 59
3.5.3 Importance of the Sector in the District 59
3.5.4 Role of Stakeholders in the Sector 59
3.5.5 Sub-sector Priorities, Constraints and Strategies 60
3.5.6 Project and Programme Priorities 60
3.5.7 Cross Sector Linkages 61
3.6 PUBLIC ADMINISTRATION, SAFETY, LAW AND ORDER 61
3.6.1 Sector Vision and Mission 61
3.6.2 District Response to Sector Vision and Mission 62
3.6.3 Importance of the Sector in the District 62
3.6.4 Role of Stakeholders in the Sector 62
3.6.5 Sub-sector Priorities, Constraints and Strategies 62
3.6.6 Project and Programme Priorities 63
3.6.7 Cross Sector Linkages 68

CHAPTER FOUR
IMPLEMENTATION, MONITORING AND EVALUATION

4.0 INTRODUCTION 71
4.1 INSTITUTIONAL FRAMEWORK FOR M&E SYSTEM IN THE DISTRICT 71
4.2 IMPLEMENTATION , MONITORING AND EVALUATION 72
4.2.1 Agricuture and Rural Development 72
4.2.2 Physical Infrastructure 75
4.2.3 Tourism, Trade and Industry 76
4.2.4 Human Resources Development 77
4.2.5 Information Communication Technology 79
4.2.6 Public Administration, Safety, Law and Order 79
4.3 SUMMARY OF MONITORING AND EVALUATION IMPACT AND PERFORMANCE INDICATORS 83

LIST OF ABBREVIATIONS

A.I.E	Authority to Incur Expenditure
AIDS	Acquired Immune Deficiency Syndrome
ASAL	Arid and Semi Arid Lands
CBO	Community Based organisations
CDA	Coast Development Authority
DDP	District Development Plan
DALEO	District Agricultural and Livestock Extension Officer
DC	District Commissioner
DDC	District Development Committee
DDO	District Development Officer
DEAP	District Environmental Assessment Project
DEC	District Executive Committee
DECC	District Environment Conservation Committee
DFO	District Forest Officer
DIDC	District Information and Documentation Centre
DIO	District Information Officer
DLPO	District Livestock Production Officer
DMAP	Desertification Monitoring and Assessment Project
DPU	District Planning Unit
DSDO	District Social Development Officer
DTO	District Tourist Officer
DVO	District Veterinary Officer
DWO	District Works Officer
DWO	District Water Officer
GASP	German Assisted Settlement Programme
GOK	Government of Kenya
HIV	Human Immuno-Deficiency Virus
IFAD	International Fund for Agricultural Development
IGA	Income Generating Activity
KEPI	Kenya Expanded Programme on Immunisation
KTBH	Kenya Top Bar Hive
KWS	Kenya Wildlife Service
LATF	Local Authority Transfer Fund
M&E	Monitoring and Evaluation
MTEF	Medium Term Expenditure Framework
NGOs	Non Governmental Organization
PRSP	Poverty Reduction Strategy Paper
PTA	Parent Teachers Association
SACCO	Savings and Credit Cooperative
STD	Sexually Transmitted Diseases
STI	Sexually Transmitted Infections
TOT	Training of Training
VCT	Voluntary Counselling and Testing
VIP	Ventilated Improved Pit Latrines

LIST OF TABLES AND MAPS

		Page
Table 1.1:	Administrative Units by Division and Size	4
Table 1.2:	Population Densities by Division	7
Table 2.1:	1997-2001 Plan Implementation Summaries	20
Table 2.2:	Population Projects by Age Cohorts	23
Table 2.3:	District Population Projections by Sex and Age	24
Table 2.4:	Population Projections for Selected Age Groups	25
Table 2.5:	Urban Population	25
Map 1:	Location of the District	3
Map 2:	Administrative Boundaries	5

CHAPTER ONE

DISTRICT PROFILE

LOCATION OF LAMU IN KENYA

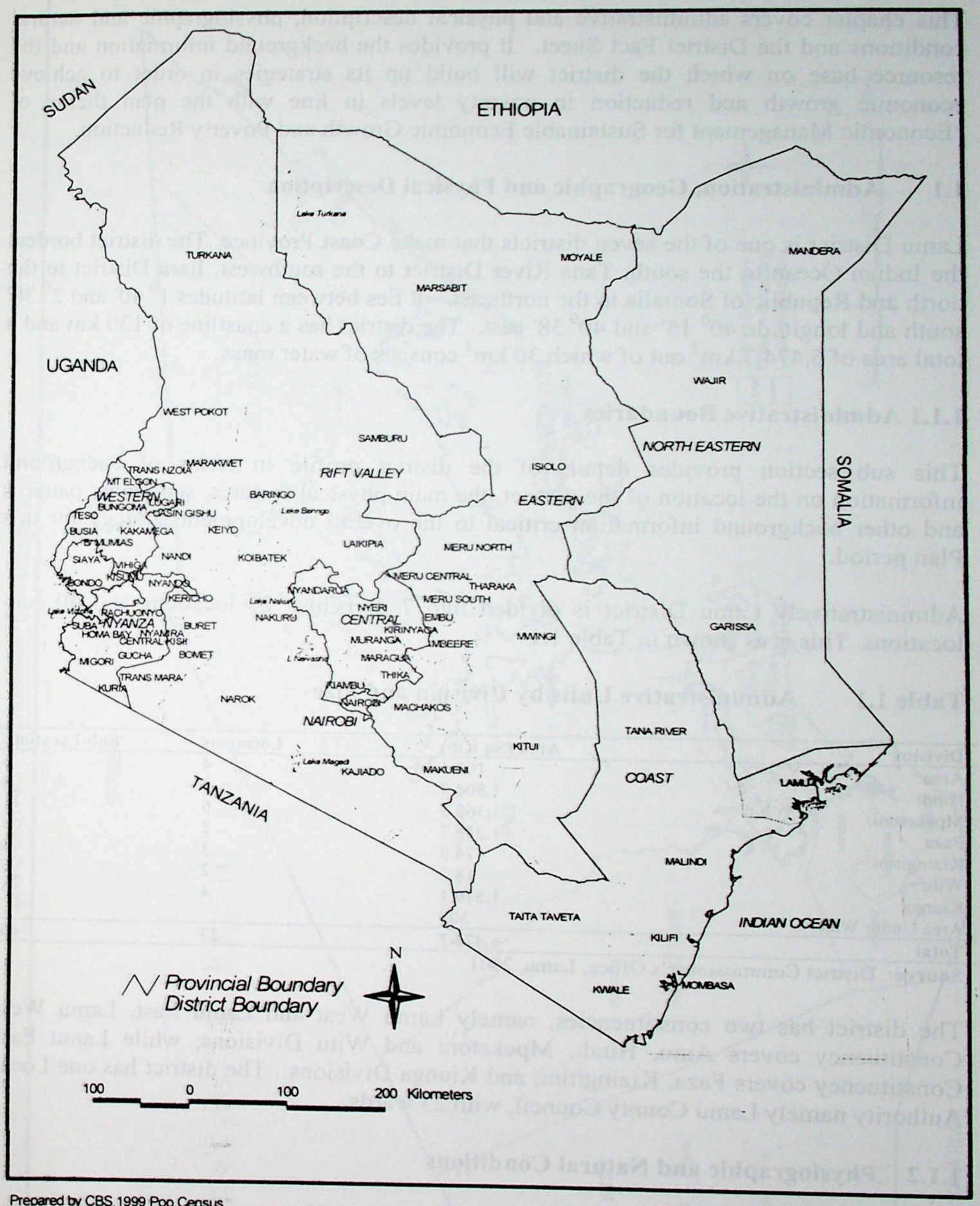

Prepared by CBS, 1999 Pop Census

This map is not an authority over administrative boundaries

1.0 INTRODUCTION

This chapter covers administrative and physical description, physiographic and natural conditions and the District Fact Sheet. It provides the background information and the resource base on which the district will build up its strategies in order to achieve economic growth and reduction in poverty levels in line with the plan theme of "Economic Management for Sustainable Economic Growth and Poverty Reduction.

1.1 Administration, Geographic and Physical Description

Lamu District is one of the seven districts that make Coast Province. The district borders the Indian Ocean to the south, Tana River District to the southwest, Ijara District to the north and Republic of Somalia to the northeast. It lies between latitudes 1^0 40' and 2^0 30' south and longitude 40^0 15' and 40^0 38' east. The district has a coastline of 130 km and a total area of 6,474.7 km^2 out of which 30 km^2 consists of water mass.

1.1.1 Administrative Boundaries

This sub section provides details of the district profile in terms of background information on the location of the district, the main physical features, settlement patterns and other background information critical to the overall development strategy for this Plan period.

Administratively Lamu District is divided into 7 divisions, 23 locations and 40 sub-locations. This is as shown in Table 1.1

Table 1.1 Administrative Units by Division and Size

Division	Area (Sq Km)	Locations	Sub-Locations
Amu	102.4	4	6
Hindi	1,804.9	2	4
Mpeketoni	1,360.7	6	11
Faza	1,235.7	2	4
Kizingitini	74.8	3	4
Witu	18.1	2	5
Kiunga	1,570.1	4	6
Area Under Water	308		
Total	**6,474.7**	**23**	**40**

Source: District Commissioner's Office, Lamu, 2001

The district has two constituencies, namely Lamu West and Lamu East. Lamu West Constituency covers Amu, Hindi, Mpeketoni and Witu Divisions, while Lamu East Constituency covers Faza, Kizingitini, and Kiunga Divisions. The district has one Local Authority namely Lamu County Council, with 23 wards.

1.1.2 Physiographic and Natural Conditions

Lamu District is generally flat and lies between zero and 50 meters above sea level. It has several islands namely Lamu, Manda, Pate, Ndau and Kiwayuu. Some parts of the district become flooded during high tides. Rock outcrops occur on the islands of Manda and Kiwayuu while sand dunes are found in Lamu Island and parts of Mkokoni in Kiunga Division.

LAMU DISTRICT (Administrative Boundaries)

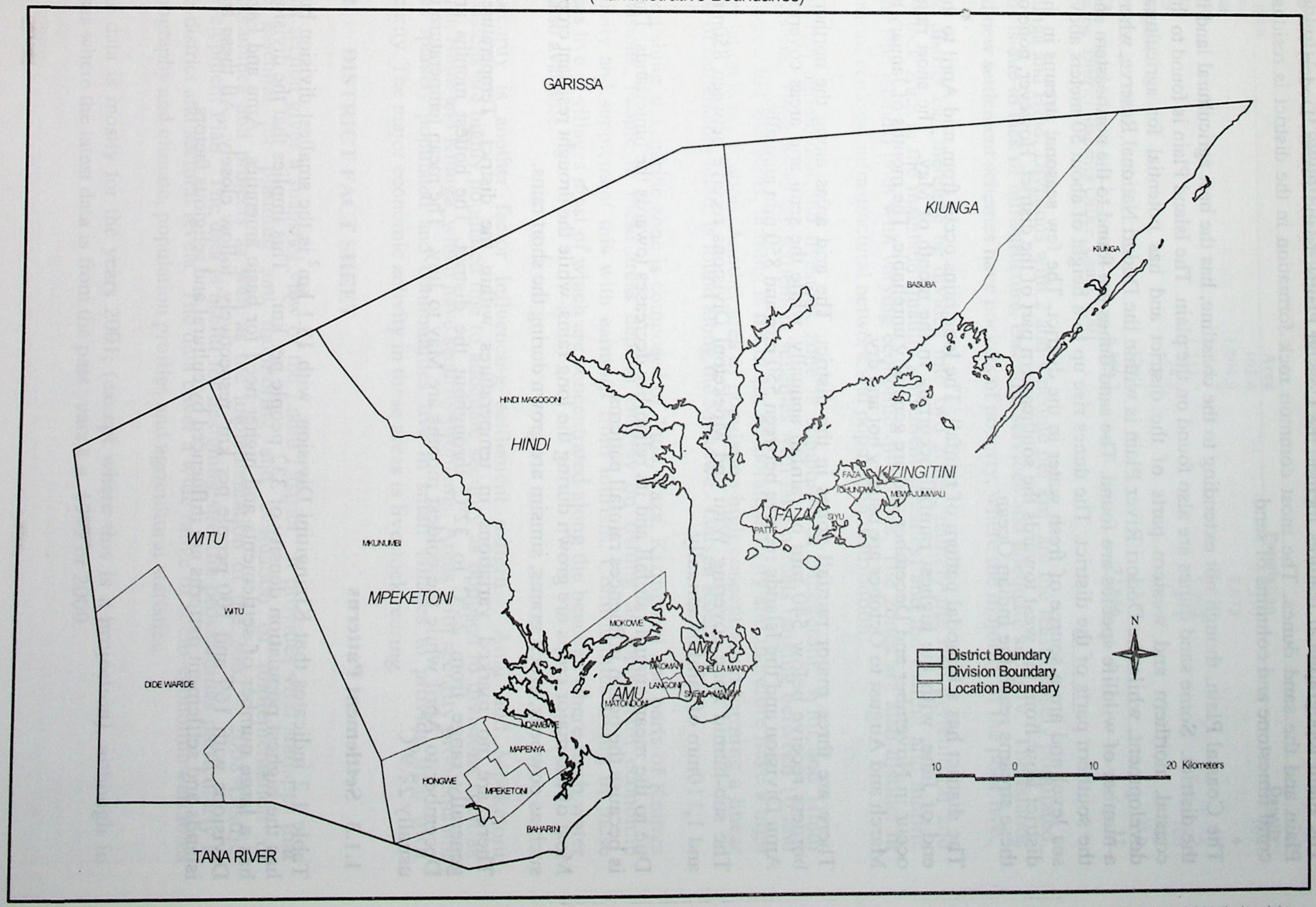

Prepared by Central Bureau of Statistics

This map is not an authority over administrative boundaries

The main topographical features include the Coastal Plains, Island Plains, Dodori River Plain and the sand dunes. The most common rock formation in the district is residual coral limestone and columns of sand.

The Coastal Plain, though not extending to the coastline, has the best agricultural land in the district. Some sand dunes are also found on the plain. The Island Plain is found to the coastal, northern and western parts of the district and has potential for agricultural development, while the Dodori River Plain is within the Dodori National Reserve, where a number of wildlife species are found. The sand dunes are found to the northeastern and the southern parts of the district. The dunes rise up to a height of about 50 meters above sea level and are a source of fresh water in the district. The few seasonal streams in the district flow from the west towards the southeastern part of the district. However, none of these streams reach the Indian Ocean.

The district has a bimodal pattern of rainfall. The long rains occur from mid April to the end of June, with the highest rainfall occurring in the month of May. The short rains occur in November and December and are generally unreliable. The months of January to March and August to October are usually hot and dry.

There are three major rainfall zones in the district. The arid areas along the northern borders receive below 540 mm of rainfall annually, while the semi arid areas covering Amu Division and the Islands receive between 550 mm and 850 mm annually.

The sub-humid zone covering Witu and Mpeketoni Divisions receive between 850mm and 1,110mm of rainfall annually.

Due to the mean annual rainfall and its reliability decreases towards the hinterlands. This is because the ocean influences rainfall patterns.

Most of the major crops are grown during the long rains, while the drought resistant crops such as cowpeas, green grams, simsim are grown during the short rains.

There are no marked variations in temperatures within the district. Temperatures generally range from 23°C to 32°C throughout the district. The hottest months are December to April while the coldest months are May to July. The mean temperature is usually 27.9^{0}C.

1.1.3 Settlement Patterns

Table 1.2 indicates that Kizingitini Division, with 18.1 km^2 is the smallest division but has the highest population density of 332 people per km^2. This implies that the division has a large number of settlements and higher need for basic amenities. Amu and Faza Divisions with 169 and 100 people per km^2 respectively, follow closely. All these are islands and settlement patterns are influenced by cultural and religious factors.

Table 1.2 Population Densities By Division, 2002

Division	Area	Population	Density
Amu	102.4	17,310	169
Hindi	1,804.9	7,072	4
MPK	1,360.7	25,530	19
Witu	1,235.7	5,980	5
Faza	74.8	7,474	100
Kizingitini	18.1	6,010	332
Kiunga	1,570.1	3,310	2
Total	**6,166.7**	**72,686**	**12**

Source: District Statistics Office, Lamu, 2001

Kiunga and Hindi Divisions with 2 and 4 people per km^2 are the least densely populated. This is due to lack of infrastructure, essential services and adequate security. The islands and new settlement schemes have pockets of poverty, where the majority of the poor live.

The district can therefore be divided into two zones, namely the rich agricultural and livestock zone in the mainland (mainly settlement schemes) and the fishing and marine zone (the islands) both with varying economic diversities. The zones are also distinct in terms of ecology, infrastructural network and population distribution.

The rich agricultural and livestock zone is composed of Mpeketoni, Witu and Hindi Divisions. These areas are settlement schemes with land parcels ranging between 10 and 15 acres. In these areas, farming is the major economic activity and therefore have a high population concentration. Another area of population high concentration forming a linear type of settlement pattern is found along the Mokowe - Garsen Road.

The fishing and marine zone is composed of Amu, Faza, Kizingitini and parts of Kiunga Divisions. People in these areas depend entirely on fishing as their main economic activity and supplement this with earnings from tourism. Communities living in these areas live in villages most of which are concentrated along the beaches where fresh water is also available.

Insecurity is another factor influencing settlement pattern. Amu and Mpeketoni Divisions are highly populated due to adequate security as opposed to divisions such as Witu, Hindi and Kiunga, which have security problems. Areas with security problems are thus sparsely populated and communities live in small villages to provide their own security. The major economic activity in these areas is livestock rearing.

1.2 DISTRICT FACT SHEET

This section gives a snapshot view of the Lamu District. It provides vital statistics that are essential for planning and monitoring and evaluation of implementation of programmes and projects as well as the implementation of the 2002 – 2008 District Development Plan. The data is useful for designing specific programmes particularly at sub-district and sectoral levels. The data cover a wide range of socio-economic variables topography and climate, population profiles and agricultural statistics.

The data is mostly for the years 2001, (except where this is a projection), although in cases where the latest data is from the past years e.g. 1999 or 2000.

Area	
Total area	6,166.7 km^2
Arable area	5,517 km^2
Non –arable area	649.7 km^2
Water mass	308 km^2
Gazetted Forest:	
Mangrove swamps	457.9 km^2
Witu forest reserve	460.1 km^2
Total	918 km^2
Ungazzetted Forest:	
Lungi forest	95.2 km^2
Boni forest	184.7 km^2
Lake Kenyatta catchments	0.16 km^2
Total	280 km^2
Urban area	1084.3 km^2
Topography and Climate	
Altitude	0 - 50
Annual Rainfall Range	540 mm -1100 mm
Rainfall by seasons:	
Long rains mean	452.7 mm
Short rains mean	192.2 mm
Temperature range	23.6° C - 32.1° C
Temperature average	27.9° C
Demographic and Population Profiles	
Population size	72,686
Population Structure	
Males	37,553
Females	35,133
Female/male ratio	1:107
Youthful population (15-25)	15,512
Primary school going age	16,034
Secondary school going age	6,980
Total labour force	37,973
Dependency ratio	100:98
Population growth rate	2.47%
Population density:	
Highest (Kizingitini Division)	2 persons per km^2
Lowest (Kiunga Division)	12 persons per km^2
Mean density	332 persons per km^2
Rural Population	
Rural population at the start of the plan period	55,556
Urban Population	
Number of towns	5
Urban population at the start of the plan period	17,130
Crude birth rate	44.5/1000
Crude death rate	11.4/1000
Life expectancy	57.2
Infant mortality rate	72/1000
Under five mortality rate	123/1000
Total fertility rate	6.0
Socio Economic Indicators	
Total no. of households	15,006
Average household size	4.8
Number of female headed households	2,371
Number of children headed households	244
No of disabled	1,453
Children needing special protection	2,596
Absolute poverty	43,525 (60%)
Contribution to national poverty	0.36 %
Average household incomes	Ksh 787/=
Sectoral contribution to household income:	
Agriculture	60 %
Rural self-employment	2 %

Wage employment	12 %
Urban self-employment	18 %
Other	8 %
No. Of unemployed	10,379
Agriculture	
Average farm size (small scale)	10 acres
Main food crops produced	Maize, sorghum, millet, cow peas, pegion peas, green grams, dolichos lablab
Main cash crops produced	Cotton, simsim, coconut, cashew nuts, bixa, mangoes, bananas
Total acreage under food crops	7,552.45 Acres
Total acreage under cash crops	9,214.05 Acres
Main storage facilities (on and Off- farm)	Drum, bags in houses, grips (both local & improved) in houses, guards, smoking in kitchen, NCPB, NGOs stores, chiefs camps/DO's offices
Population working in the agricultural sector	43.612
Total no of ranches	13
Average size of ranches	14,270 Ha.
Main livestock bred	Cattle, sheep, goats, poultry, rabbits, donkeys, hives
Land carrying capacity	Coconut/cassava zone 0.245 Cashew nut/cassava zone 1.5 Livestock/millet zone 3-5
Population working in the livestock sector	43,612
Main species of fish catch	Dermersal, pelagic, crustacean, fresh water, others
Population of fisher folk	856
No. of landing beaches	14
Size of gazetted forests	91,863.05ha
Size of non gazetted forests	27,999 ha
Main forests products	Mangrove poles, timber (Mgambo Mbambakofi), Carving logs, fuel wood
No. of people engaged in forest related activities	128
Furniture works	27
Cooperatives:	
Number of active cooperatives by types:	
Savings and credit: dry product marketing	3
Fish/mangrove/blocks	4
Blocks marketing	3
Ranching	1
Total	11
Key coops which have collapsed in the last 5 years	0
Total registered members by type:	
Savings and credit	677
Dry produce marketing	5,021
Fish/mangrove/blocks, marketing	1,339
Ranching	473
Total	7,510
Total turnover by type:	
Savings and Credit	Kshs.12,381,620
Dry produce marketing	Kshs.1,144,000
Fish/mangrove/blocks/marketing	Kshs.564,300
Total	Kshs.14,089,920
Water and Sanitation	
Number of household with access to piped water	1,500
Number of household with access to potable water	1,050
Number of permanent rivers	0
Number of wells	380
Number of protected springs	0
Number of boreholes	19
Number of dams	19
Number of household with roof catchment	500
Average distance to nearest potable water point	1 km
Number of VIP latrines	98
Education Facilities	
Pre-Primary	

Number of pre primary schools	82
Total enrolment: Boys Girls	 1,450 1,513
Total drop -out rates (boys and girls)	1%
Teacher /pupil ratio	1: 14
Average years of school attendance	3 to 5
Primary	
Number of primary schools	65
Total enrolment rates by sex: Boys Girls	 9,328 8,430
Total drop -out rates by sex: Boys Girls	 35 % 55 %
Teacher /pupil ratio	1: 34
Average years of school attendance by sex (both sexes)	6 to 10
Secondary	
Number of secondary schools	5
Total enrolment rates by sex: Boys Girls	 20% 16%
Total drop-out rates by sex: Boys Girls	 20% 40%
Teacher /pupil ratio	1: 16
Average years of school attendance by sex (both sexes)	13-16
Tertiary	
Number of other training institutions: Operational Closed Total	 2 1 3
Adult Literacy	
Number of adult literacy classes	67
Enrolment by sex: Male Female	 2% 5%
Drop-out rates by sex: Male Female	 53% 47%
Literacy levels by sex: Male Female	 67% 48%
Health	
Three most prevalent diseases	Malaria, respiratory truck infections and diseases of skin.
Doctor / patient ratio	1: 36,343
Number of hospitals	1 with 80 beds
Number of health centres	5
Average distance to health centre (Km)	5 Km
% Households with access to health centres	89%
Energy	
Number of households with electricity connections	1,842
Number of trading centres with electricity	5
% Of rural households using solar power	Less than 1%
% Households using fire wood / charcoal	More than 80 %
% Households using kerosene, gas, or biogas	Between 30% and 50%
Transport	
Total kilometre of roads (Km): Earth Murram Bitumen	 610 5
Total length of railway line and number of stations	Nil
Number of ports including inland container depots	1
Number of airports and airstrips: Airport	 1

Airstrips	5
Number of waterways	1
Number of public service vehicles: Vehicles Boats	 10 159
Communication	
Number of households with telephone connections %	15
Number of private and public organizations with telephone connections	136
Mobile service coverage	0
Number of post offices	5
Number of telephone booths	27
Number of households without radios	Less 10%
Number of cyber cafes	O
Trade Commerce and Tourism	
Number of trading centres	24
Number of hotels	41
Number of tourist class hotels	17
Main Tourist Attractions	
Cultural/religious	6
Historical/architectural sites and monuments	6
Natural attractions	3
Man-made	20
Total	**38**
Number of registered hotels	41
Number of licensed business	837
Total number of informal sector enterprises	2500
Banks and Financial Institutions	
Number of banks	2
Volume of credit provided (mill. Kshs.)	600
Number of other financial institutions	1
Volume of credit provided (mill. Kshs)	200
Number of micro- finance institutions	5
Volume of micro-credit finance institutions (m)	5
Information Technology	
Number of computers	150
Number of computers with E-mail services	19

Map No. 2 Lamu District Agro Ecological zones

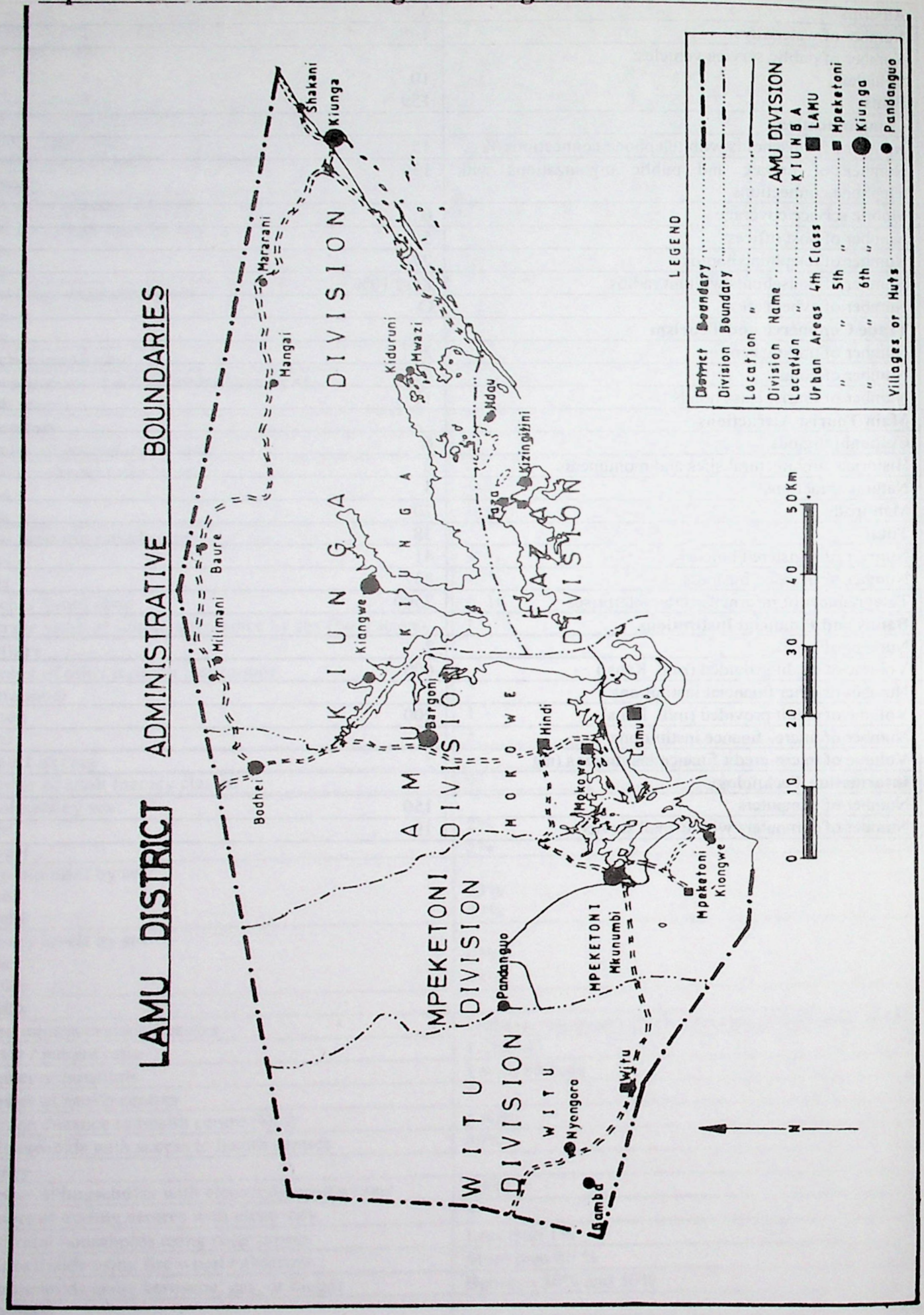

Map No. 3 Lamu District Road Network and Urban Areas

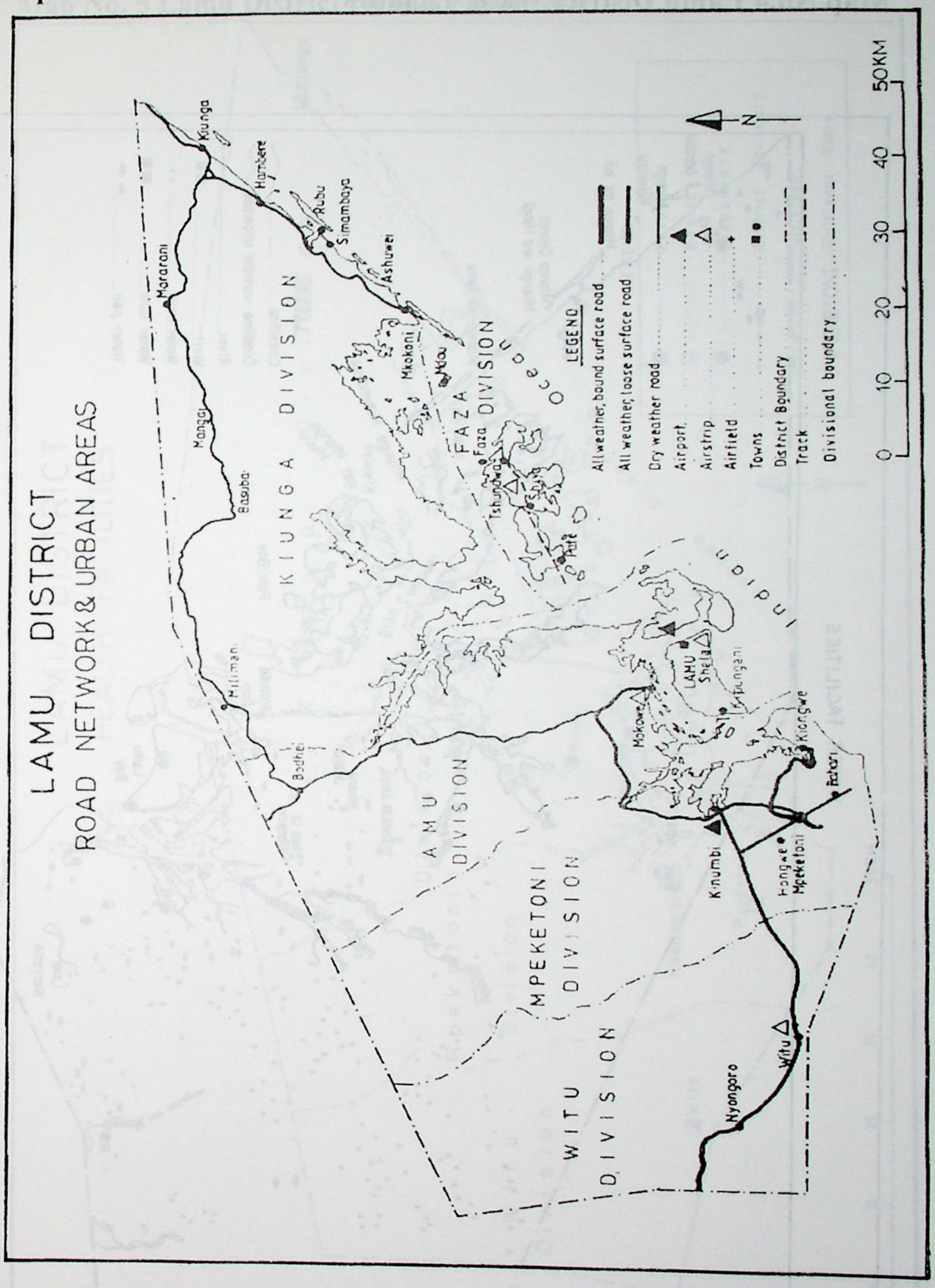

Map No.4 Lamu District Water facilities

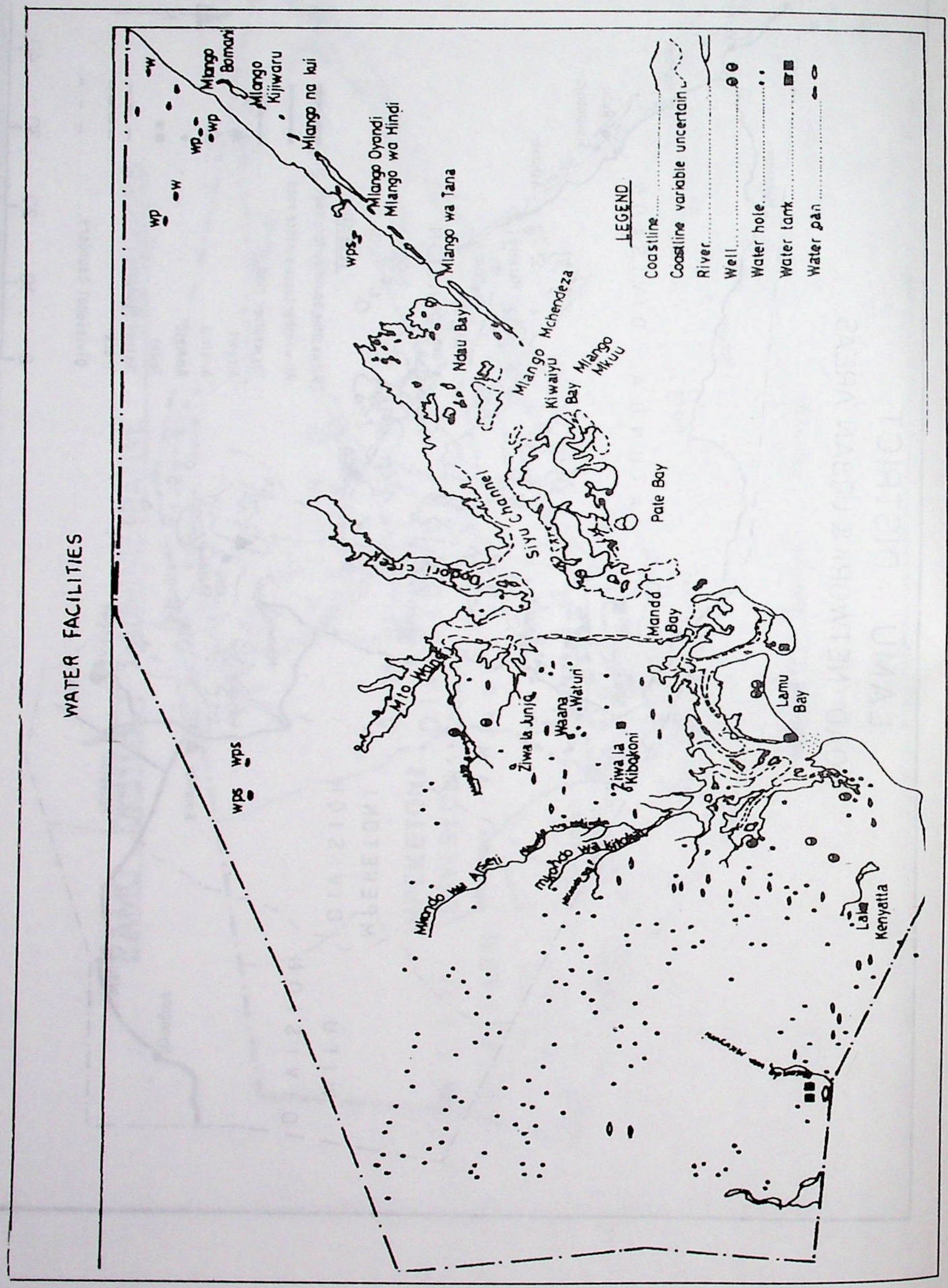

Map No. 5 Lamu District Health Facilities

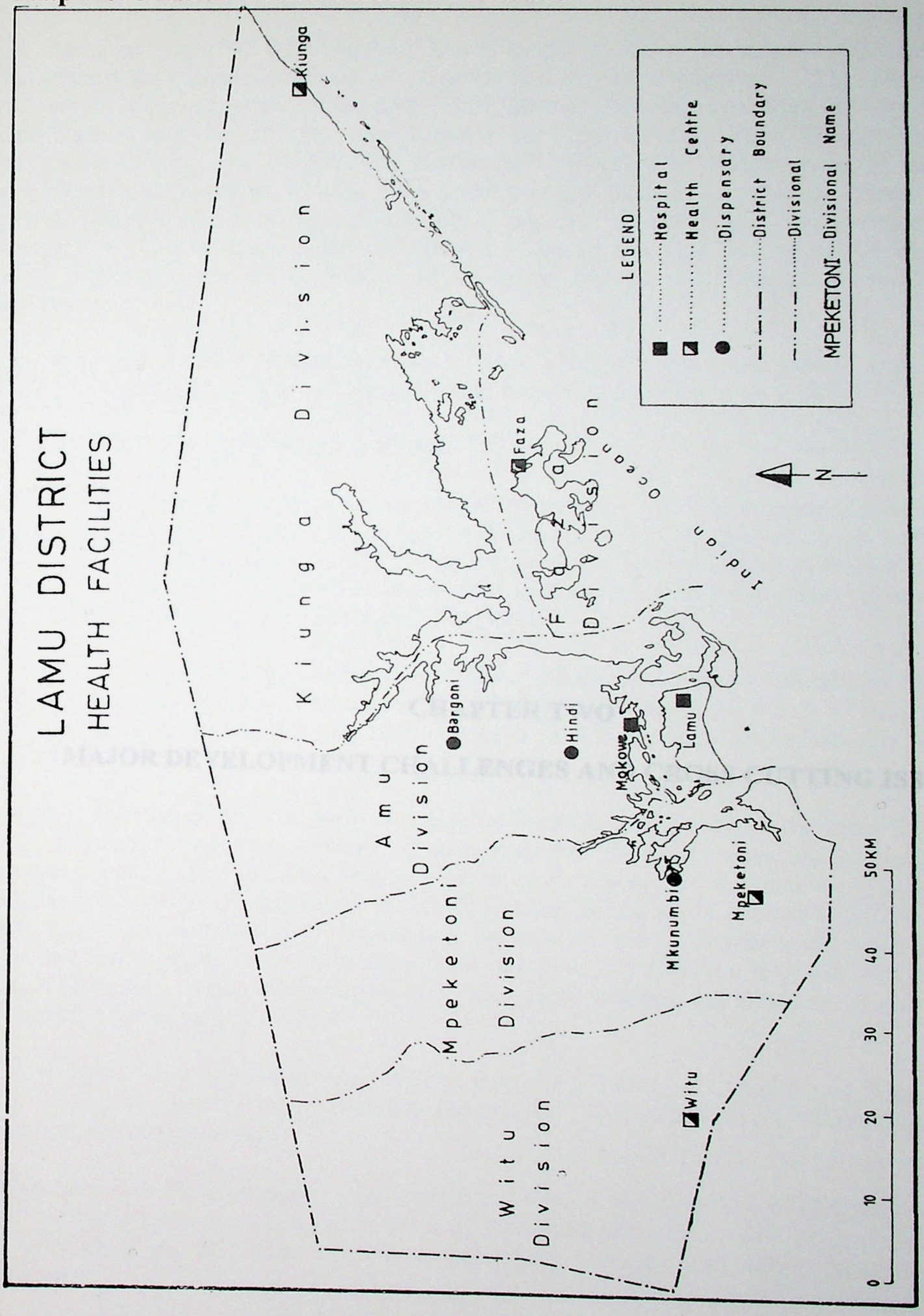

CHAPTER TWO

MAJOR DEVELOPMENT CHALLENGES AND CROSS CUTTING ISSUES

2.0 INTRODUCTION

The theme of the 2002-2008 District Development Plans is to achieve "Effective Management for Sustainable Economic Growth and Poverty Reduction". This chapter will review implementation of the 1997-2001 District Development Plan, noting the achievements and charting the way forward for implementing 2002-2008 District Development Plan. The chapter will also explore effects and consequences of such development challenges as well as cross cutting issues such as population dynamics, poverty, HIV/AIDS pandemic, insecurity, gender, disaster and environmental management. It is envisaged that the implementation of this plan will be participatory and all stakeholders i.e. GOK, NGOs, private sector and the local community will be fully involved.

It is envisaged that the implementation of this plan will be participatory and all stakeholders viz GOK, NGOs, private sector and the communities will be fully involved.

2.1 OVERVIEW OF 1997-2001 PLAN

The 1997-2001 District Plan was not synchronized with the national budgetary process. As a result, budgetary allocation to the district did not tally with the projects proposed in the Plan. As such only 35 per cent of the projects were implemented, most of them being funded by donors. The overall implementation of 1997-2001 Lamu District Development Plan was therefore worked out as being 35.3 per cent.

The focus for the 1997 – 2001 District Development Plan was to achieve industrialization for sustainable development. This was in line with the Sessional Paper No. 1 of 1996 on Industrial transformation to the year 2020 and other relevant national and sectoral policy documents addressing the same.

To achieve the Plan objectives, various strategies were formulated where the main focus was establishment and improvement of infrastructural facilities necessary to induce industrial transformation in Lamu District. In the roads sub sector, for instance, Garsen-Mokowe Road was to be maintained as an all weather roads while Kiunga-Hindi Road was to be graded and murramed. In addition, the district was to construct and maintain minor and feeder roads in the settlement schemes with the financial support of KFW Bank of Germany. While these targets were met, other planned activities could not be implemented due to lack of funds.

In the water sub sector, priority was given to the rehabilitation of Lamu Water Supply, which is the major water supply scheme in the district. Due to inadequate funding only 40 per cent was implemented.

Human Resource Development:- The main focus was on the reduction of illiteracy and school drop-out rates as well as promotion of girl child education. The achievements were modest since priorities shifted to providing security and other emergency programmes.

Development of Local Raw Materials for Industrialization:- Priority was to improve crop yields and increasing areas under high value cash and food crops to support agro-processing industries; while at the same time improving crop yields through introduction

of drought resistant crops under the Drought Management Programme. Due to shortage of funds only 30 per cent of the proposed activities were implemented.

Improvement of Marketing Systems: The major focus of the Plan was on improvement of marketing of agriculture and livestock products through development of an efficient marketing information system. Little was achieved in this area.

Improved Accessibility to Credit: During the plan period, several programmes on credit management were organized by micro-enterprise organizations. These come towards the end of the Plan period, and as a result, little achievement was realized.

2.2 IMPLEMENTATION OF THE 1997 – 2001 PLAN

The development challenges discussed later in the chapter like population dynamics, poverty incidence, and HIV/AIDS pandemic, insecurity and long droughts and floods left the district worse off in 2001, than it was in 1997. Economic recession, low flow of external resources and high rate of unemployment have contributed to the downward trend in the economic activity in the district.

The 2002-2008 District Plan envisages drawing of development resources from the GOK, NGO's, Local Authorities, participating donor partners in the district, and the community. Only priority projects were on going and a few strategic projects have been carried over from the previous plan. While implementing the 1997-2001 Plan, it was also established that involvement of communities in project planning, implementation and monitoring led to high implementation rate and that government funding of community projects had been declining overtime indicating the need to support projects and programmes emanating from Community Action Plans (CAPs). This will have far reaching results since they address their immediate problems. In Lamu District, extremely few NGOs are operating due to lack of good infrastructure and insecurity.

The rate of implementation per department and the actual number of projects implemented as compared to what was planned in 1997-2001 are as shown in table 2.1

Table 2.1 1997-2001 Plan Implementation Summary

Department	No. in Plan	No. Achieved	% Implemented
Finance and Planning	6	1	16.7
Water	7	4	57.1
Works	8	5	62.5
Health	11	6	54.5
Education	11	10	90.9
Agriculture, Livestock and Veterinary Services	21	8	38.1
Sports	2	1	50
Cooperative	3	2	75
Technical Training and Technology	3	0	0
Social Services	5	3	60
Adult Education	3	1	33.3
Land Adjudication	5	3	60
Fisheries	6	3	50
Trade and Industry	9	2	22.2
Physical Planning	6	4	66.7
Survey	3	0	0
Probation	1	0	0
Prison	1	0	0
Tourism	1	0	0

Children	2	0	0
Provincial Administration	1	0	0
Forest	5	3	60
Police Department	1	0	0
Lamu County Council	6	3	50
Total	**127**	**49**	**35.3**

Source: District Development Office, Lamu, 2001

Education department performed extremely well during the Plan period recording 90.9 per cent implementation rate. This high implementation rate is associated with Parents Teachers Associations (PTAs) and the local community, who together funded and implemented all the education projects. In the entire district, the department completed 19 classrooms, 6 VIP latrines, 2 boys' dormitories, and 1 dining hall and kitchen.

Adult and continuing education performed fairly well during the period. New learning centres increased to 67 while enrolment of learners reached a peak of 50,249. The department registered 461 candidates for KCPE and issued proficiency certificates to 639 learners. This information is based on a literacy survey that was done in 1999 to establish literacy status of the district.

Department of Public Works proposed 9 construction projects during the Plan period but managed to complete 3 while 1 was partially complete. These included construction of the sea wall next to the District Hospital i.e. Kizingitini/Ndau sea wall, gravelling of Mkunumbi-Mpeketoni Kabaoni Road (D 565). The department experienced a major constraint in funding and gravelling of Garsen-Witu Road (C112) was not completed.

Agriculture and Rural Development Sector, which is the backbone of the district economy, performed below expectation. The Departments of Agriculture, Livestock and Veterinary combined recorded an implementation rate of 38.1 per cent while fisheries and forestry recorded 50 and 60 per cent respectively. El-Nino floods of 1997, which rendered district roads impassable, livestock diseases, insecurity and wildlife menace affected implementation of Agricultural and Rural Development Sector activities.

Veterinary Department implemented service projects such as disease control, meat hygiene, tsetse fly control, tick control, veterinary clinical services, improved genetic potential, laboratory samples, and hides, skins and leather improvement. The fisheries sector had 3 on-going projects. These included Kiunga and Kiwayuu cold storage projects and fisheries boat yard. All the projects were started but none was completed, due to insufficient funding.

The Water sub sector had prioritised rehabilitation of Lamu Water Supply. Only 40 per cent of the rehabilitation was achieved. Other water projects funded by IFAD included rehabilitation of water harvesting structures (Djabias), 3 wells, and rehabilitation of water conservation structures. The Health Sector performed well during the Plan period. KEPI achieved 80 per cent immunization coverage. HIV/AIDS activities were intensified; family planning and mosquito control activities were also extended to the current Plan period.

Lamu County Council had 6 projects, 3 were on going prior to the Plan and 3 new project proposals. Only the former were implemented to completion. These include rehabilitation of Lamu Town market extension at Mkomani, construction of donkey holding stand at Langoni and rehabilitation of Lamu Stadium (not complete).

Of the 6 projects proposed by the Ministry of Finance and Planning, only one was started namely construction of District Planning Unit building at Mokowe funded by Coast ASAL Development Programme (IFAD). Even then only 60 per cent of the project was implemented before the IFAD Programme ended. The project risks becoming a white elephant if sufficient funds to complete and make it operational are not availed. Other departments, which recorded substantial performances, are Physical Planning (66.7 per cent), Co-operative (75 per cent), Land Adjudication (60 per cent), Sports and Social Services, (both 50 per cent).

2.3 DISTRICT DEVELOPMENT PLAN LINKAGES WITH THE 2002-2008 NATIONAL DEVELOPMENT PLAN AND OTHER POLICY PAPERS

The 2002-2008 Lamu DDP focus is on the theme, which is "Effective Management for Economic Growth and Poverty Reduction". This is in line with the District Poverty Assessment Report and the District Poverty Reduction Strategy Paper, which is a three-year document. Both the National Development Plans are medium term plans falling between the short term Poverty Reduction Strategy Paper (PRSP) and the National Poverty Eradication Plan. Through Annual work Plans and Budgets, this DDP will be linked to the Medium Term Expenditure Framework (MTEF) which is designed to harmonize the planning and the budgetary processes. This will ensure funding and implementation of the planned projects. The process further assumes that planning will be participatory involving the key stakeholders namely GOK, NGO's, private sector, the community and Local Authorities. Under these circumstances, a number of sectors have prepared short-term strategic action plans. Funds from Local Authorities including LATF will also be used to supplement Government, NGOs, and private and community efforts.

The DDP links the national planning with grass root communities. At the grassroots, Community Action Plans will ensure community involvement in project cycle management. This will promote efficiency in resource mobilisation, utilization, participation and sustainability of community initiatives.

2.5 MAJOR DEVELOPMENT CHALLENGES AND CROSSCUTTING ISSUES

Roads: The poor state of roads in the district is a major hindrance to development. It makes implementation of projects very difficult as many parts of the district are cut off for long periods especially during heavy rains. In particular, the Garsen-Mokowe Road at Gamba Bridge becomes impassable at the onset of rainfall thereby disrupting any communication from Hindi-Kiunga, all the way to Somalia. Roads in the settlement schemes are maintained through support from German Assisted Settlement Programme (GASP) and the programme is designed to end in 2004. Strategies must therefore be in place to ensure the same will be sustained.

Water Transport: Movement within the islands is by sea. However, a major setback with this mode of transport is that during low tides Mkanda Channel becomes impassable. Most jetties are also in poor condition with the exception of Mokowe and Lamu.

Water: Lamu District has a large deficit demand for domestic water supply especially in the islands of Faza, Kiwayuu and Ndau. In these areas, underground water is completely lacking and the communities rely on surface water supplies and roof catchment popularly known as djabias. This kind of water rarely lasts for more than six months with the onset of droughts and communities have to import water all the way from Lamu Town where piped water is available. The same situation prevails in Kiunga Division. Witu Division is no exception as their only source of water is water pans and dams. The water is both insufficient and unhygienic. Other divisions like Amu, Mpeketoni and Hindi are better off since they are served by water supplies from wells and boreholes, though they are insufficient.

Fish Storage Facilities: With the bulk of the district economy dependent on fisheries, storage is a major challenge. The three cold storages are currently closed due to lack of fresh water to make ice. This means that a lot of the fresh fish goes to waste. This has had adverse effects on the earnings of the fisherfolk.

Security: Security is yet another challenge to development. Insecurity in many parts of the district particularly Witu, Hindi and Kiunga Divisions hinders commercial and farming activities. This leaves a large area of land either unexploited or underutilised. This situation is compounded by lack of telecommunication services (telephones, fax, e-mail), inadequate security personnel and insufficient operational resources.

2.4.1 Population Growth

This section will examine the dynamics of population to development of the district. It will look into such aspects as size, sex characteristics and labour force, by various age cohorts as well as population distribution-and density. The implications on human potential development and resource utilization for poverty reduction, which is also explained in the analysis, will also be explored.

Table 2.2 Population Projections by Age Cohorts

Age Cohort	1999	2002	2004	2006	2008
0 – 4	10,684	11,505	12,088	12,700	13,343
5 – 9	10,173	10,955	11,510	12,092	12,705
10 –14	9,869	10,628	11,166	11,731	12,325
15 –19	8,662	9,328	9,800	10,296	10,818
20 –24	6,850	7,377	7,750	8,142	8,555
25 –29	5,796	6,242	6,558	6,890	7,238
30 –34	4,494	4,840	5,085	5,342	5,612
35 –39	3,771	4,061	4,267	4,482	4,709
40 –44	2,906	3,129	3,288	3,454	3,629
45 –49	2,397	2,581	2,712	2,849	2,993
50 –54	2,180	2,348	2,466	2,591	2,722
55 –59	1,317	1,418	1,490	1,565	1,645
60 –64	1,194	1286	1,351	1,419	1,491
65 –69	660	711	747	785	824
70 –74	679	731	768	807	848
75 –79	332	358	376	395	415
80 +	590	635	668	701	737
Age N/S	132	142	149	157	165
Total	**72,686**	**78,275**	**82,237**	**86,400**	**90,774**

Source: District Statistics Office, Lamu, 2001

Table 2.2 and 2.3 indicate the district population in various age cohorts and sex. According to 1999 Population and Housing Census, Lamu District had a total population of 72,686 comprising 37,553 males and 35133 females. This was projected to increase to 82,237, 86,400 and 90,774 in 2004, 2006 and 2008 respectively. Unless the increase in population is matched by corresponding economic growth, the growth of the former is likely to increase the levels of poverty.

The labour-force is 49.9 per cent of the population. Only half of the population works to feed the other half most of who are children in school or elderly men and women above 65 years of age and the unemployed. This implies a high dependency ratio, which stands at 100:98. The population growth rate is 2.47 slightly higher than the National average of 2.4 per cent. The population of the female reproductive age forms 25 per cent of the population, which the total fertility rate is 6.

Table 2.3 District Population Projections by Sex and Age

Age	1999		2002		2004		2006		2008	
Cohort	Male	Female	Male	Female	Male	Female	Male	Female	Male	Female
0 - 4	5,392	5,292	5,807	5,699	6,101	5,987	6,409	6,290	6,734	6,609
5 - 9	5,183	4,990	5,582	5,374	5,864	5,646	6,161	5,931	6,473	6,232
10 -14	5,111	4,758	5,504	5,124	5,783	5,383	6,075	5,656	6,383	5,942
15 -19	4,403	4,259	4,742	4,586	4,982	4,819	5,234	5,063	5,499	5,319
20 -24	3,342	3,508	3,599	3,778	3,781	3,969	3,973	4,170	4,174	4,381
25 -29	3,137	2,659	3,378	2,863	3,549	3,008	3,729	3,161	3,918	3,321
30 -34	2,406	2,088	2,591	2,249	2,722	2,362	2,860	2,482	3,005	2,608
35 -39	1,971	1,800	2,123	1,938	2,230	2,037	2,343	2,140	2,461	2,248
40 -44	1,491	1,415	1,606	1,524	1,687	1,601	1,772	1,682	1,862	1,767
45 -49	1,274	1,123	1,372	1,209	1,441	1,271	1,514	1,335	1,591	1,402
50 -54	1,173	1,007	1,263	1,084	1,327	1,139	1,394	1,197	1,465	1,258
55 -59	785	532	845	573	888	602	933	632	980	664
60 -64	636	558	685	601	720	631	756	663	794	697
65 -69	355	305	382	328	402	345	422	363	443	381
70 -74	364	315	392	339	412	356	433	374	455	393
75 -79	173	159	186	171	196	180	206	189	216	199
80 +	281	309	303	333	318	350	334	367	351	386
Age N/S	76	56	82	60	86	63	90	67	95	70
Totals	**37,553**	**35,133**	**40,440**	**37,834**	**42,487**	**39,749**	**44,638**	**41,762**	**46,898**	**43,876**

Source: District Statistical Office, Lamu, 2001

The school age going population forms 32 per cent of the total population, out of which 22 per cent are of primary school going age (6-13 years) and 10 per cent are of secondary school going age (14-17 years). Female reproductive age cohort (15-49 years) stands at 23 per cent of the total population while of the labour force 48 per cent are women. The district has 24 per cent of its population living in urban areas, out of which 49 per cent are women and 51 per cent are men.

Table 2.4 Population Projections for Selected Age Groups

Age Cohorts	1999		2002		2004		2006		2008	
	M	F	M	F	M	F	M	F	M	F
6 - 13 (Primary)	8,358	7,676	9,001	8,266	9,456	8,685	9,935	91,24	10,438	9,586
14 - 17 (Secondary)	3,583	3,397	3,858	3,658	4,054	3,843	4,259	4,038	4,475	4,242
15 - 49 (Female)		16,652		17,932		18,840		19,794		20,796
15 - 59 (Labour Force)	19,582	18,391	21,088	19,805	22,155	20,808	23,277	21,861	24,455	22,968

Source:

Primary Going Age-Group (6-13): The population of this age group in 1999 was composed of 8,358 males and 7,676 females. This was projected to increase to 10,438 males and 9,586 females by the end of the Plan period. This age group represents 22 per cent of the total population and has a female to male ratio of 1:1.08. The increase in population of this age group will require the district to increase investment in basic education facilities and to develop more vocational training facilities to absorb any dropouts.

Secondary Going Age-Group (14-17): In 1999 the population in this group consisted of 3,583 males and 3,397 females. This is projected to increase to 4,475 males and 4,242 females by end of Plan period.

Labour Force (15-59): The district labour force numbered 19,582 males and 18391 females. This is projected to increase to 24,455 males and 22,968 females by end of Plan period (2008). Due to cultural and religious beliefs, most of the female population is not widely engaged in paid employment although they carry out other equally productive domestic activities.

Most of the labour force is unskilled with only a small percentage engaged in fishing, boat making, woodcarving and embroidery. It is estimated that 46 per cent of the labour force is literate which implies that only a small proportion of the labour force can be absorbed as skilled labour required for poverty reduction programmes in the district. With an increase in the number of vocational institutions, it is expected that the percentage of semi-skilled and skilled labour will increase.

Female Reproductive Age Group (15-49): The females in this age group were 16,652 in 1999 and they are expected to increase to 20,796 by the end of the Plan period. This age group is responsible for the increase in population. The number is expected to further resulting in an increase the total population. This calls for expansion of reproductive health and education facilities to care of the women and children. These include pre-primary schools, health clinics, and maternity and family planning facilities.

Table 2.5 Urban Population

Urban Centre	1999	2002	2004	2006	2008
Lamu	11,831	12,741	13,386	14,063	14,775
Matondoni	1,723	1,855	1,949	2,048	2,152
Mokowe	1,387	1,494	1,569	1,649	1,732
Witu	1,322	1,424	1,496	1,571	1,651
Mpeketoni	867	934	981	1,031	1,083
Total	**17,130**	**18,447**	**19,381**	**20,362**	**21,393**

Source: District Statistics Office, Lamu, 2001

The increasing number of people living in urban areas implies corresponding increase in the need for housing and other facilities, which are not expanding at the same pace. Without proper planning, this is likely to lead to development of slums and increase in the number of children in need of special protection.

Population growth must be accompanied by effective planning in order to maintain the match with resource provision and to avoid retarding development by diverting all resources to consumption. At the same time, adequate labour must be in place to develop and utilize available resources, which are under-utilised in the district. Under-utilised resources include land, which is available but not optimally utilized.

2.4.2 Poverty

In Lamu, the community perceive poverty as inability to afford minimum basic human needs such as food and non-food items like clothing and shelter. This also includes poor access to basic services for instance education, health, water and sanitation. Others perceive poverty as lack of access to social, economic and cultural rights. Poverty conditions may be as a result of inability to access other factors. In the district, for instance lack of access to health services may be due to high cost of medication or mobility to reach the health facilities due to the poor condition of the roads, and unreliability of sea transport on which majority of the residents depend. Poverty is also manifested through inability to obtain potable water and have access to sanitation. In addition, the district experiences acute food shortage due to underdevelopment of the crop production. Under the given conditions, therefore, Lamu residents can be considered poor as they have no adequate access to basic social services.

On the basis of the Welfare Monitoring Surveys of 1992, 1994 and 1997 the types of poverty identified in the district is food poverty, absolute poverty, and hardcore poverty. Further, the District Poverty Assessment carried out in 2000 revealed that 60 per cent (43,525) were poor. Three years earlier, the Welfare Monitoring Survey of 1997 had put the proportion of the district population set 39.35 per cent (25,809). This indicates a dramatic rise in the incidence of poverty in the district. Therefore, the district will need to make serious efforts to design appropriate poverty reduction strategies to tackle the problems associated with poverty.

The segments of the population affected by poverty are the landless, squatters, the sick, widows, orphans, people with disability, the unemployed youth, women and children. Poverty is attributed to high disease incidence, frequent droughts, poor road infrastructure, poor marketing facilities for agricultural crops and insecurity in the mainland.

2.4.3 HIV/AIDS

2.4.4 Gender Inequality

Gender refers to the cultural roles of men and women. The gender bias is manifested in enrolment in primary, secondary and tertiary educational institution as well as in the workplaces, hospitals, offices, schools and individual homes. Thus analysis of education enrolment in primary schools in the district shows a female: male enrolment ratio of 1:1.1. The secondary schools have a female male enrolment ratio of 1:1.3. In primary

schools, 80 per cent of children in the relevant age cohort are enrolled in school but only 78 per cent of the female attend school. In secondary schools only 17 per cent of the secondary school going age are enrolled in school while for the female only 15 per cent attend school. In youth polytechnics the female male ratio is 1:0.75.

Reasons for lower female school enrolment include religion, early marriages and the low value placed on educating the girl child. The implications of the above analysis are that this situation is reflected in formal employment where females are less than males. In rural areas where women provide the bulk of the labour force, the lower levels of education are likely to have negative effect productivity, as uneducated labour is less productive. However, women have been trying to make up for this shortcoming in education by enrolling in adult education classes where they make up to 60 per cent of the total enrolment.

Empowerment of women will ensure faster economic growth and stable families. It is also a necessary condition for poverty reduction since educated women will be more productive and able to assert their rights. They are, in addition, able to make correct decisions in agriculture and other enterprises.

2.4.5 Disaster Management

The district is vulnerable to such hazards as floods, high-speed boat accidents and fires. The most populated divisions like Amu, Faza and Kazingitini are Islands. Sand dunes are a problem. The precaution taken is to construct sea wall like the Kizingitini, Ndau as well as extension of Lamu sea wall towards Kanu Hall and Shella. The sea-wall construction projects were proposed in the 1997-2001 DDP, but were not implemented due to lack of sufficient funds. In the current Plan they will be a priority as a disaster contingency measure.

The settlement areas in the mainland are prone to fire outbreaks during the dry season. During the Plan period, measures will be taken to reduce both the incidence and loss of human lives and property.

Among the envisaged measures is the acquisition of a high-speed public boat for deployment in emergency cases within the Islands.

Due to remoteness of the district from the nearest town (Mombasa) emergency relief stores will need to be stocked with cereals to sustain the district when the roads become impassable.

2.4.6 Environmental Conservation and Management

Indigenous forests, inland wetlands, coral reefs and other ecosystems are important for genetic resources and bio-diversity. This ecosystem is not properly exploited. It is instead being degraded at high ecological social and economic cost. Use of fires to clear farms and grazing grounds causes a great deal of damage to the fragile ecosystem.

Many human activities take place close to the shoreline. This has resulted in siltation along the coast, which has in turn affected the fish habitat. As Lamu Town does not have a sewerage system, the raw sewerage is discharged into the sea, further polluting the

shoreline. Solid waste already litters the main beaches during the low tide and this has a negative effect on the fishing and tourism industries.

Due to increased human settlement, conflicts over resources occur among wildlife, agriculture, fisheries and forestry activities. In the newly settled areas, there is a tendency to clear parcels of land causing localized fuelwood shortages apart from causing soil exposure and erosion. Export of timber from indigenous tree species for construction and furniture industries within and outside the district continues to exert pressure on the forest resources.

One of the district priorities will be to sensitise communities on environmental conservation and management. This will be achieved by employing better methods of clearing farms, other than burning and economical utilization of tree products. Protection of beaches and lagoons, so as to conserve forests for the development of the tourism industry, will also be undertaken

CHAPTER THREE

DISTRICT DEVELOPMENT STRATEGIES AND PRIORITIES

3.0 INTRODUCTION

This chapter maps out priority measures the district will undertake to achieve the objectives of reducing incidences of poverty and spurring economic growth. This is prepared and organised in line with the PRSP and the National Development Plan. The sectors consist of:.

- Agriculture and Rural Development
- Physical Infrastructure
- Tourism, Trade And Industry
- Human Resource Development
- Information Communication Technology
- Public Administration, Safety, Law And Order

Lamu District actively participated in the February – March 2001 Poverty Reduction District Consultative Forum where strategies to reduce poverty among the vulnerable groups, (landless, orphans, female-headed households, women and children) were identified. The focus was to address food insecurity, illiteracy, disease incidence, poor road infrastructure, accessibility to potable water, security and improvement in the productivity of the fisheries sector.

3.1 AGRICULTURE AND RURAL DEVELOPMENT

3.1.1 Sector Vision and Mission

The vision of the sector is "sustainable and equitable rural development for all" while the mission is "to contribute to poverty reduction through promotion of food security, agro-industrial development, trade, water supply, rural employment and sustainable utilisation of natural resources".

3.1.2 District Response to Sector Vision and Mission

In accordance with both the vision and mission of the sector the district will ensure that the sector will be able to generate adequate food, income and employment opportunities at the household level without damaging the environment. It will further ensure sustainable utilisation of quality fisheries resources, sustainable use of forest products and efficient use of land resources for settlement and production.

These goals will be further realised through increase in seed availability by seed bulking, use of recommended seed varieties and improved livestock breeds such as dairy goats for milk production. Other strategies will include promotion of micro irrigation systems by offering technical support to farmers and by educating them on new farming techniques for profitable farming. The district will also undertake soil fertility trials for sustainable farming through use of organic and inorganic soil improvement methods as well as carrying out soil conservation activities by planting trees. Use of proper farming techniques to reduce soil erosion and to improve production will also be emphasised.

Other responses will entail encouraging a bottom-up and participatory approach in identification of farmers' problems and by encouraging and supporting sustainable management of natural forests, particularly for biodiversity as well as soil and water

conservation. The district will also endeavour to promote all forms of farm forestry.

In order to improve marketing the district will undertake preparation of town and market centre development plans and construction of access roads to town and market centres so as to facilitate transport of goods and services to and from the markets.

3.1.3 Importance of the Sector in the District

Agriculture and Rural Development sector is the major source of income in the district, accounting for more than Ksh. 1 billion. The sector provides employment to more than 60 per cent people either directly or indirectly. It provides food and nutrition for the population throughout the year. The agro-industries draw their raw materials from the sector. The sector also saves and earns foreign exchange to finance the country imports.

Through the Ministry of Lands and Settlement, 5,594 families have been settled under Lake Kenyatta 1, Lake Kenyatta II, Hindi-Magogoni and Witu-Lamu Settlement Schemes. These schemes have ensured orderly land use in the district.

3.1.4 Role of Stakeholders in the Sector

The sector has attracted many stakeholders some of these are involved in promotion of production by providing access to farm inputs, facilitation of extension services, improvement of rural infrastructure, introduction of new crop varieties, promotion of rural technologies such as animal traction and dissemination of the research recommendations through on-farm trials and provision of credit. Other stakeholders and their roles are as detailed below: -

Stakeholders	Role
Coast Development Authority (CDA)	Facilitating farming community in the region to increase food production through use of appropriate technology with the involvement of all stakeholders.
Farmers	Farming for food security, income generation and conservation.
Lamu Ginneries	Purchase of seed cotton from farmers as a source of raw material; Provision of cottonseed to farmers.
Lands Department	Facilitating the ownership of land.
Physical Planning Department	Land development control functions.
Kenya Wildlife Services (KWS)	Increased protection of ASF.
National Museums of Kenya (NMK)	Increased promotion of income generating activities.

3.1.5 Sub-sector Priorities Constraints and Strategies

Sub-Sector	Priorities	Constraints	Strategies
Agriculture and Livestock	Crop-production Livestock Production and Veterinary Services	Low reliability and poor distribution of rainfall; Land tenure systems; Poor infrastructure development; Wildlife menace; Lack of implements and farm machinery, services; Untimely and inadequate availability of farm inputs; Low adoption of improved technologies; Inaccessibility to credit facilities due to lack of collaterals.; AFC loan burden on ranches; Inadequate quarantine services and facilities along the stock route from North Eastern Province to Lamu; Inadequate investment in breeding stock; Inavailability of and sometimes poor quality animal feeds; High incidences of endemic vector borne disease; Insecurity leading to banditry and cattle rustling; Mismanagement of dip committees; Lack of acaricides ; Increase in incidence of trypanosomiasis; Increased mortality rates; Low productivity; Sale of contaminated meat; Sale of poor quality hides and skins; Production losses in milk and meat due to mortality caused by disease.	Improvement of agricultural extension services; Small scale irrigation land tenure security; Introduction of research farmer extension approach; Improve KWS Services; Utilization of swampy areas; Strengthening research extension farmer linkages and strengthening of adaptive research services; Appropriate soil and water conservation techniques; To provide incentives for stockists of farm inputs through credit schemes; Negotiate for better repayment terms with AFC; Liaise with Ijara DDC in improving quarantine services along the stock route; To promote investments in breeding stock through farmer education, on-farm trials and linking farmers to market outlets; Encourage involvement in animal feeds in the district; Provide regular vaccination and quarantine through improved dip management; Control and eradicate livestock diseases; Control livestock disease vectors; Control livestock movement; Improve livestock production and productivity; Increase veterinary clinical interventions to improve livestock health; Intensify meat inspection; Improve hides and skins; Give technical advice on matters of livestock husbandry to livestock stakeholders; Enforce laws governing veterinary services; Intensify anti-stock theft controls.

Fisheries	Fisheries Extension and Marketing; Fisheries Management and Quality Control.	Use of wrong fishing gears; Random fishing even the fish spawning bays; Low quality fish production; Lack of cold storage facilities; Poor organization of fishermen; Over-fishing as a result of use of trawlers; Poor fish handling at the beaches and markets.	Enhancement of extension services through field days; Demonstration extension tours and follow up visits; Establishment of reliable marketing organizations through, construction of fish landing depot; Provision of marketing information and organization of fishermen in co-operative societies; Protection of marine and fisheries resources through conservation of endangered species; Maintain marine bio-diversity; Form beach management committees and train them; Establish fish stock monitoring systems; Training of fish mongers and fishermen in modern methods of quality control and fish processing Encourage private sector to invest in cold storage; Canvas for a national "eat more sea food" campaign; Enforce the relevant fishing regulations; Completion and commissioning of the uncompleted cold storage facilities;
Co-operative Development	Strengthening co-operative societies.	Poor management of co-operative societies; Inadequate capital and entrepreneurship skills; Weak capital base of co-operative societies; Stiff competition due to economic liberalization.	Intensify co-operative education, training to management committees, co-operative movement employees and ordinary members to improve the management of co-operatives; Mobilize communities to form rural SACCO's and front offices as thrift institutions; Encourage societies to diversify their activities to generate more income; Revise dormant agricultural co-operatives; Strengthen the credit system of co-operative and timely release of audit reports; Formation of new co-operative societies.

Forestry and Environmental Management	Forestry extension services and management; Environmental management	Over exploitation of forest resources; Inadequate logistic support; Limited office staff and inadequate training facilities; Lack of protection of ungazetted forest; Lack of appreciation on the importance of forest in natural resource conservation; Improper exploitation of ecosystem; Fire to clear farms and grazing grounds causes a great deal of damage to the fragile ecosystems; A lot of human activities taking place close to shore line; Lamu Town sewerage system discharged into the sea; Conflicts over resources, due to increased settlements.	Carrying out training, holding meeting and barazas to enhance creation of awareness on forestry, agro forestry and environmental conservation; Gazettment of the already identified forests to be undertaken; To intensify forestry extension services in all divisions in order to facilitate the establishment of tree nurseries and woodlots by the community; To encourage the use of new energy saving technologies for domestic appliance to reduce over exploitation of firewood resources; Protect gazetted forests and manage them on sustainable production basis; Evaluation and appraisal of the environmental aspects of interventions and coordination of the district programmes and projects; Supporting and advising DECC in the implementation of environment policies, guidelines, plans, programmes and projects; Promotion of interdisciplinary and intersectoral approaches to environmental management; Coordinating of the preparation and harmonization of the implementation of District Environmental Assessment Project (DEAP), Participatory Rural Appraisal (PRA) and Desertification Monitoring and Assessment Project (DMAP); Identification of areas needing urgent environmental conservation and rehabilitation action; Generation and dissemination of environmental information and education and sensitising the people on proper management of the environment; Assisting Departmental Heads and Local Authorities in the enforcement of conservation laws and regulations; Encouraging and supporting efforts of recognized NGO's and donor agencies in environmental conservation and management measures; Reporting to the inter-Ministerial committee on Environment on issues arising from DECC meetings; Ensuring that environmental concerns are integrated into all developmental programmes and plans approved by DDC; Preparation of District Environment Assessment Reports; Development of District Environment Action Plans; Promotion of District Community Environmental activities; Monitoring and evaluation of District Environmental Projects and Programmes; Liaise with the DDC and DECC.

Land Administration	Land Adjudication and Settlement	Lack of local leadership support in land adjudication registration, survey and physical planning; Lack of information to communities on land matters; Inadequate funding to speed up land adjudication process; Under utilization of land resources.	Continue with land adjudication and settlement in the district; Participatory approach to land use planning; Providing information to communities on land matters; Settling the landless poor in the district.

3.1.6 Project and Programme Priorities

A: On-going Projects/Programmes: Coast Development Authority

Project Name Location/Division	Objectives	Targets	Description of Activities
Improvement of Education District wide	Improve education standards in the district.	Meet parents, teachers and students by March 2002.	Planning for the activities with DEO, Chiefs, headmasters, students and parents.
Proposed Marine and Fisheries Research Institute at Mokowe Hindi Division	Promote fish production and income in the institute.	Complete the project by 2008.	Construction and Commissioning of the district; Upgrading of part the facility to a health centre for the community; Approaching local university to constituent its college.
Integrated Fisheries Development Programme District wide	To motivate fishermen to work harder as the cold storage will serve as their permanent buyer; Increase the protein supply in the district; Raise funds to facilitate fishermen with fishing gears, nets among others.	Developed fisheries program for the whole population by end of 2008.	Rehabilitation of Kiunga cold storage; Rehabilitation of the Mokowe Ice Plant; Formation of kiunga fishermen development group.
Lamu Sanitation Program Amu Division	Have an environment which will be conducive to good health	Make Lamu a clean healthy place for the whole town dwellers, by end of 2008	Formation of sanitation groups; Supply of equipment to help clean the town; Cleaning activities.
Community Bee Keeping Project Kiunga Division	Poverty alleviation; High production of honey; Solidarity of the Boni community for their betterment.	By 2008 150 beehives be purchased and supplied to Boni community.	Purchase beehives and supply to the Boni Community; Train them on how to use the hives.
Water Supply Development Faza and Kizingitini Divisions	Supply of clean water for good health.	By 2008 12 Djabias be constructed in every division	Rehabilitation of the Djabias.
Micro Finance District wide	To alleviate poverty; Raise income and create employment; To give them access to bank facilities.	2 CBO's be trained on micro-enterprise organization and management skills.	Identify CBOs; Conduct trainings.

B: New Project Proposal: Coast Development Authority

Project Name: Location/Division	Priority Ranking	Objective	Targets	Description of Activities
Cashewnut Industry Rehabilitation District wide	1	Increase the oil production in the area; Improve income to farmers; Reduce post harvest loses.	Establish nurseries; Distribute seedlings by 2008.	Develop a seedling point of the crop; distributing them to farmers at a cost; monitoring. **Justification:** To increase incomes levels of cashew nut farmers.
Eco-Tourism Lamu and Mpeketoni Divisions	2	Biodiversity and Environmental conservation; Income and employment generation.	Establish tourism sites by the lake side; Training of guides.	Develop information and interpretation centres and this will provide locally trained guides, mobilize community around Lake Kenyatta to consolidate their land for the tourism anchor project with lakeside. **Justification:** To preserve and conserve historical cultural and potential tourist attractions sites in order to promote tourism industry and increase incomes).
Horticultural Program All Divisions	3	Improve income to farmers; maximize use of agricultural land; Improvement of product quality.	Site farmers inducted by 2008; Kent and Florida seedlings distributed by 2008.	Introduce spice farming to farmers; Identify farmers to undertake introduction of mango varieties – Kent and Florida; Actual development. **Justification** To increase incomes from horticultural products.
Information Systems Development Activities Amu Division	4	To connect the Lamu people with the whole world in the current developed technologies; Create employment; Encourage production of diverse products through guaranteed markets.	The young school/college graduants; The working class; All small-scale enterprise.	Identify the current situation; Sensitise public of the various levels and information technology as a whole and its role in the contemporary world; Utilize of the Lamu Youth Polytechnic as a centre; Purchase of equipment. **Justification:** To improve technologies in production and marketing.

A: On-going Projects/Programmes: Fisheries

Project Name Location/Division	Objectives	Targets	Description of Activities
Kiunga Cold Store Project Kiunga Location/Kiunga Division	Improve the prices and income of the fishermen.	To be completed by 2004.	Rehabilitate the cold store and fish collection centre; Provide refrigeration machines and a generator; Construct a generator house.
Kiwayu Cold Store Project (Kizingitini Location)	To improve marketing and income and employment.	To have the project operational by 2004.	Construction of the cold store and fish processing premises; Installation of the cold store machinery.
Fisheries Boat Yard Amu Division	Improve performance.	The project completed in the year 2008.	Construct boat yard; Open yup yard for use.
Fisheries Jetty Amu Division Manda-Shella Location	Improve docking of boats at the fisheries boat yard; Improve the sub sector performance.	Complete the project by 2008.	Rehabilitation of Lamu fisheries station jetty.
Installation PABX Machine Fisheries Station Headquarters Amu Division	Improve communication between DFO's office and the rest of the district; Improve efficiency.	Complete the project by 2002.	Installation of the PABX machine, wiring system, and plus air conditioner.
Repair Of MV Kizingitini Boat Amu Division, Shella/Manda Location	Ease transport problem and improve performance.	Complete the project by 2003.	Body repairs, engine overhaul.
Mokowe Ice Plant (Amu Division)	Improve fish storage and marketing in Mokowe and all Islands; Improve the fishermen's income.	The plant to be operational by 2008.	Assessment and valuation of residual value of the ice plant; Installations.
Lake Kenyatta 1 Mpeketoni Division	To transfer land to landless families; Food and income improvement.	3,480 settlement plots fully transferred to landless families during the plan period.	Processing of discharge and transfer documents to facilitate issuance of land title deed to all settlers after the completion of loan repayment.
Lake Kenyatta Phase Two Mpeketoni Division	To transfer land to landless families; Food and income improvement; To ensure easy access to water by all settlers in the scheme; Stimulate economic activity in the scheme; Development of educational infrastructural facilities.	612 settlement plots fully transferred to landless families; All the settlement plots are served with water from Lake Kenyatta 1 Water User Association (Lakwa); All the settlement plots are fully served with access roads; All the schools to have a functional (PTA)A committees	Processing of discharge and transfer documents; Construction of water reticulation systems by the settler community assisted by the GASP/GOK; Community (Settler) based access roads maintenance to maintain access roads in the scheme; Establishment of PTAs..
Witu-Lamu Witu Division	Stimulate economic growth in the scheme; Promotion of education in the scheme.	738 settlement plots fully transferred to landless families; All the settlement plots are served with water from Witu Water User Association (WIWA); All the settlement plots are fully served with access roads; All the schools to have a functional (PTA) committees.	Processing of discharge and transfer documents to facilitate issuance of land title deed to all settlers after the completion of loan repayment; Construction of water reticulation systems by the settler community assisted by the GASP/GOK; Access roads maintained in the scheme; Establishment of PTAs

Hindi Magogoni Hindi Division	Stimulate economic development; Promote education in the scheme.	764 Settlement Plots fully transferred to landless families; All the Settlement plots are served with water from Hindi Magogoni Water User Association (HIMWA); All the settlement plots are fully served with access roads; All the schools to have a functional (PTA) committees.	Processing of discharge and transfer documents; Construction of water reticulation systems by the settler community assisted by the GASP/GOK; Maintenance of access roads in the scheme; Establishment of PTAs..

B: New Project Proposals: Fisheries

Project Name/Location	Priority Ranking	Objectives	Targets	Description of Activities
Demonstration panels (Mpeketoni and Witu Divisions)	1	To promote aqua culture; Improvement of income and nutrition; Diversification; Integrate fish farming with livestock and poultry farming	Construct two fish ponds per year per division.	Site identification, survey, design and plan construction of the pond; Purchase of fingerling and stocking. **Justification:** There is need to start few demonstration ponds in the two divisions to supplement the supply of protein and income of the local farmers.
Lamu Ice Plant at Lamu Fisheries Station Compound	2	To promote fishery industry in Lamu District; To streamline marketing and create more bargaining power and improve fishermen's income; To curb post harvest losses of fish; To reduce shortage of ice in Lamu District.	Complete the rehabilitation work by 2003; Connect electricity to the building by 2003; Install equipment and purchase the van and boats by 2005; Commission the project by 2005.	Rehabilitate the building; Install power line to the site and purchase and install equipment; Purchase a refrigerated van and two motor boats with cold storage facility **Justification:** To reduce post harvest losses, through preservation and efficient transport to urban markets.
Driers at Major Landing Sites District wide	3	To arrest post harvest losses to stimulate the fish prices; Improve and stabilise income.	To complete and commission 4 solar driers by 2008.	Construction of a drying shed; Purchase and installation of solar panels. **Justification:** To reduce post harvest losses in remote areas.
Fisheries Survey and Research District wide	4	Establish fishing potential for income, employment and nutrition.	Complete the study by 2008.	Procure fisheries survey equipment tools and materials, carry out inshore fish stock assessment; Conduct a study of their distribution of crustecea (lobsters, prawns and crabs); Study the potential for mariculture in the district; Determine fish weight changes due to various fish processing methodologies; Carry out market survey **Justification:** For better exploitation of maximum sustainable yield and conservation of

				marine ecosystem; Fisheries managers need to have a complete understanding of the resources.
Procurement of Motorized boats	5	To promote patrol of the sea and curb illegal fishing gears and capture of undersized fish; To curb harvesting of immature lobsters.	To purchase the two boats by 2003.	Plan and budget the boats; Tender award and contract; Purchase the boats. **Justification:** To facilitate and policising of fish landing beaches with view to eradicating illegal t rawiling and use of inappropriate fishing gears.
Fishermen Loan Scheme District wide	6	Promote income and employment.	Have the loan scheme operational by 2004	Establish a loan committee and start a revolving fund; Start loan administration by assessing the fishermen who have potential but lack proper fishing gear and equipment; Recover outstanding loans. **Justification:** There is need to improve on the fishing technology (boat engine, gear) in order to facilitate the full exploitation of the fisheries resources; Provision of the scheme is currently provided for under the Fisheries Act.
Extension Services District wide	7	Improvement of technology, sustainability of the industry and income security.	Hold barazas and training sessions by the end of the Plan period.	Training of extension staff and fishermen on improved fishing techniques, improved fishing gear and fish production data recording and analysis; Training of fish co-operative officials and staff co-operative management, marketing co-operative law and commercial skills. **Justification** There is need to improve the skills as the fish production stagnated during the last plan period which is detrimental to the overall food supply and income in the district.
Rehabilitation of Office and Residential Buildings Amu Kizingitini and Kiunga Division	8	Boost morale and promote staff performance.	Renovate all the houses before 2004.	Renovation works. **Justification:** To boost and motivate the morale of staff working and living in the said buildings; To increase the life of these buildings.

B: New Project Proposals: Agriculture and Livestock Sub-sector

Project Name Location/Division	Priority Ranking	Objectives	Target	Description of Activities
Mango Production District wide	1	Increase production and income.	70% farmers to grow Florida varieties and practise good pest management.	Introduction and multiplication of new varieties; Pest management; Market promotion; Farmer/Staff training; Monitoring and evaluation. **Justification:** To improve cash income of the people in the settlement schemes and the Islands.
Coconut Improvement District wide	2	Improve farmers income.	80% farmers practising proper	Setting up of coconut nursery; Market promotion;

			management practices.	Staff/farmer training; Monitoring and evaluation. **Justification:** To improve incomes for the coconut farmers and raise their standards of living.
Ceramic Liners Production District wide	3	Promote use of more efficient firewood stove; Conservation of wood/environment.	75% of the farmers using ceramic liner.	Baseline Survey; Community sensitisation; Soil Survey; Selection of interested women groups; Construction of firing kiln; Monitoring and evaluation. **Justification:** To promote wood conservation technology at household level.
Seed Bulking District wide	4	To access seeds to farmers at an affordable price; Improvement of farmers income.	70% farmers to have access to seeds.	Farmer training; Purchase of initial seeds and chemicals; Field inspection; Seed marketing; Monitoring and evaluation. **Justification** To improve supply of planting materials.
Beekeeping District wide	5	Improve income and create employment.	Purchase 150 KTBH; Train 5 artisans in KTBH making; Train more 200 farmers on honey harvesting and management.	Setting up of a demonstration apiary; Purchase of KTBH and bee keeping equipment; Training of farmers; Training of 5 artisans in KTBH making; Participatory, monitoring and evaluation. **Justification:** To increase honey production and raise incomes of the Boni community
Dairy Development District wide	6	Improve income and create employment.	Construct 2 zero grazing units in each of 3 divisions (Mpeketoni, Wity and Hindi); Train 100 farmers.	Construction of netted zero-grazing unit; Establishment of nappier plot; Farmers training; Introduction of superior animals; Monitoring and evaluation. **Justification:** To increase milk production and reduce dependency on traditional breeds which are uneconomical to maintain.
Training District wide	7	Improve production and income.	To train T.O.T,S; Train 250 farmers.	Training need assessment Development of a training curriculum; Selection of resource farmers Training of the resource farmers; Participatory; monitoring and evaluation. **Justification:** To provide training skills to farmers on modern agriculture and livestock production techniques.
Improvement of Indigenous Chicken District wide	8	To increase the production of eggs and meat; Improvement of income.	Renovation of one poultry unit; Rear 600 birds; Train 100 farmers.	Renovation of one poultry unit; Rearing of birds; Distribution of birds to farmers; Training of farmers. **Justification:** To introduce and promote

				profitable poultry breeds.
Soil Conservation District wide	9	To maximize agricultural production with minimum loss to soil.	Establish 15 tree nurseries; Train 120 farmers; Construct 10 tanks and construct 18 wells.	Establishment of nurseries, seedling raising and distribution, training. **Justification:** To protect soil loss and ensure soil productivity.

B: New Project Proposals: Environment

Project Name Location/Division	Priority Ranking	Objectives	Targets	Description of Activities
Shella Water Catchments Area Conservation Amu Division	1	Environmental conservation	Kipungani and Shella have piped water by 2008; 4 picnic sites be established.	Protect the area from encroachment; Extend water to Kipungani and Shella villages; Provide amenities such as picnic sites **Justification:** To protect the main source of Lamu Island water supply.
Lake Kenyatta Water Catchments Area Conservation Mpeketoni Division	2	Environmental conservation	Establish a perimeter fence; Reafforest half the lake catchments by 2008; Establish one tree nursery.	Plant trees and vegetation cover; Protect the area from illegal squatters; Improve fish landing beaches; Control sand mining activities. **Justification:** To protect the lake and its environment from encroachment by squatters and maintain proper ecology of the lake.
Belebele Water Catchments Area Conservation Hindi Division	3	Environmental conservation.	Establish a perimeter fence; Reafforest half the catchments area By 2008.	Fence the area; Plant trees to improve plant cover; Control illegal squatting. **Justification:** To protect Belebele Water Point and maintain the ecosystem.
Desertification Monitoring And Assessment Project District wide	4	Environmental conservation,	Establish one tree nursery.	Monitor desertification; Conserve existing vegetation cover; Set up experimental sites; Take periodic measurements on the sites. **Justification:** There is no system of early warning on droughts, it will provide data for intervention measures.

B: New Project Proposals: Lands and Settlement

Project Name Division/Location	Priority Ranking	Objectives	Targets	Description of Activities
Mungai Settlement Scheme Kiunga Division	1	To transfer land to families who are landless issuing them with the land Title Deeds thus boosting the overall agricultural production since farmers will be able to secure loans to improve their production.	All squatters in the division.	Plan demarcate and allocate plots to landless Kenyans. **Justification:** Demarcating and apportioning of individual farm holdings in this area and issuing title deeds will boost the overall agricultural production as the farmers will use their title deeds to secure loans to

				improve their farms.
Witu II Settlement Scheme Witu Division	2	To transfer land to families who are landless issuing them with the land Title Deeds thus boosting the overall agricultural production since farmers will be able to secure loans to improve their production.	All squatters in Witu Division.	Plan, demarcate and allocate land to landless Kenyans. **Justification:** To issue title deeds to farmers to enable them secure loans.
Squatter Regularization Programme District wide	3	Stimulate production and income.	All squatters in the district.	Identify, register, survey, demarcate, issue letter of offer and issue title deeds. **Justification:** To settle the landless in the district.

3.1.7 Cross Sector Linkages

Agriculture and Rural Development dominates the economic activities in the district. The district is poorly served by infrastructure. The roads are very poorly maintained and become impassable during the rainy season. This adversely affects agricultural production and marketing of farm produce. The district lacks electricity in most areas and this has retarded the growth of jua kali sector and such small-scale agro-processing plants as leather, tanneries and handy refinery.

The growth of Agriculture and Rural Development, therefore, depends on other sectors in order to perform.

3.2 PHYSICAL INFRASTRUCTURE

The sub-sectors in this sector include, transport and communications, energy, (including Hydro-Electric Power Generation), major water works and sanitation, roads, building and urbanization.

3.2.1 Sector Vision and Mission

"For enhanced and sustainable economic growth, the sector will provide physical infrastructure through rehabilitation, improvement and effective management of the existing infrastructure facilities. In the medium term the sector will focus on measures aimed at improving both quality and quantity of facilities that are likely to generate greater economic inputs on the economy. In the long run, the sector is expected to be a leading input in the country's overall goal of poverty alleviation by providing an efficient networking of basic infrastructure such as roads, railways and ports that will stimulate industrial and agricultural development".

3.2.2 District Response to Sector Vision and Mission

Lamu District has 615 km of road network. Most of the network is earth road. Traffic on the mainland is very low. Garsen-Mokowe Road is the busiest. With the improved production level of cash crops, traffic along Garsen-Mokowe Road will increase. Mkanda Channel, which forms an important link between the islands and Mokowe as well as Lamu, is only navigable during the high tide. There are six airstrips in Manda, Kiwayuu, Kiunga, Witu, Mokowe and Kizingitini. Manda and Kiwayuu are served regularly. Traffic is important to the tourism sub sector in the district.

The district has established piped water systems in Amu Division mainly to serve Lamu and Shella Towns from 30 wells. Developed groundwater sources and ground catchment structures (for surface run-off) like dams and pans are also common in Witu Division. However, these developed sources are still quite few and in most cases under performing due to old age and lack of regular maintenance.

3.2.3 Importance of the Sector in the District

Lamu is far from major towns in the country such as Malindi, Mombasa and Nairobi therefore efficient means of transport and communication are important. In order to enhance the districts development, the Kenya Port Authority proposed to construct port facilities in Lamu to facilitate tourism and movement of goods and other services.

The improved road network will increase settlement schemes in the mainland. The sector is also important for providing water to both human and livestock. Consumption, while providing employment to a good number of Lamu residents. The sector also assists in controlling fire disasters in the district by providing the skills necessary for controlling fire outbreaks and by ensuring availability of fire extinguishing technology.

3.2.4 Role of Stakeholders in the Sector

Stakeholders	Role
Ministry of Environment and Natural Resources	Provision of policies and regulatory guidelines for all water sub sector activities; Monitoring of water resources utilization including pollution control; Protection of water catchments areas; Planning and design, implementation, operation and maintenance of water facilities; Provision of technical advice funding and training to communities; Forestry conservation efforts; Maintaining forests, which act as water catchments areas for the numerous small dams and pans.
Health Department	Water and sanitation, hygiene promotion, surveillance of quality of water being distributed to the public.
Religious organizations	Muslim community has developed groundwater supplies to their places of worship.
Kenya Wildlife Services	Opening and maintaining roads within the game reserves.

3.2.5 Sub-Sector Priorities, Constraints and Strategies

Sub-sector	Priority	Constraints	Strategies
Roads	Routine maintenance of roads; Tarmacking of Garsen-Mokowe Road; Gravelling of Hindi – Kiunga Road; Construction of Faza Foot Bridge; Gravelling of Mkokoni Road; Rehabilitation of	Insufficient funds; Shortage of skilled labour for road works; Lack of cheap durable materials for road works; Unserviceable equipment.	Mobilisation of Kenya road board funds and fuel levy for improvement and maintenance of roads; Use of works paid labour (employment of casuals) for road maintenance; Construction of major road works.

	Mtangawanda jetty; Extending of Lamu sea wall towards Lamu hall.		
Buildings	Maintenance of government and institutional buildings; Improvement of shelter situation in rural areas; Provision of decent and affordable housing.	Insufficient funds; Poor soil structure for construction of houses; Lack of cheap and durable raw materials.	Operationalize the national housing policy in the district; Identify and disseminate low cost building materials and appropriate building technologies; Train the technical staff in the district and select only competent contractors; Create enabling environment to encourage investors to venture into housing.
Telecommunication	To increase accessibility of postal and telephone services at affordable rates.	Lack of other players other than Postal and Telekom Kenya; Frequent breakdown of telecommunication facilities especially during rainy season; Poor road network especially during rainy season has interfered with postal services.	Encourage more investors in provision of telephone facilities; Expansion of postal and telecommunication services to other rural centres in the district; Modernize the transmission line by using satellite technology; To improve the main truck road in the district.
Energy	Electrification programme; Promotion of other sources of energy e.g. solar, windmill and bio-gas.	Lack of funds for electrification; Lack of investors in electricity generation; Huge cost of investment; Lack of information in energy generation.	Provide enabling environment for investors in electricity generation; Extent rural electrification programme to cover the district; Create awareness, through investment promotion programme.

3.2.6 Project and Programme Priorities

A: On-going Project/Programmes: Roads and Public Works

Project Name Division/Division	Objectives	Targets	Description of Activities
Extending of Lamu Sea-Wall	Check sea-erosion.	Complete 220 m sea wall.	Protecting properties within the Island and preserving government land.

B. New Project Proposals: Roads and Public Works

Project Name Location/Division	Priority Ranking	Objectives	Targets	Activities
C112 Mokowe Garsen road	1	Foster economic growth; Enhance fishing agricultural and other produce out/into the district; Improve tourism.	Tarmac 94 km.	Upgrading the road to bitumen standard. **Justification:** The road is the gateway to Lamu District.
D 568 and E 865 Hindi Kiunga Road	2	Facilitate easy movement of people and promote fisheries and other economic activities.	178 Km.	Gravelling of the road. **Justification:** The road connects Kiunga Division and Somalia border. It is expected to open the area.

Faza Root Bridge	3	To connect Siyu and Faza.	250 length.	Replace rotten timber beams and planks; Rehabilitation of foot bridges. **Justification:** The tidal creek is impassable during high tides.
Mtangawanda - Kizingitini Road	4	To improve communication between the two centres; Promote economic activity.	Bush clearing and gravelling where necessary.	Bush clearing and gravelling. **Justification:** The only road connecting Mtangawanda and Kizingitini.
Rehabilitate Mtanganda Jetty	5	Important for unloading of fishing and faring products into boats; Stimulate economic activity.	Reconstruct the dilapidated jetty.	Rehabilitation works. **Justification:** The only jetty servicing Kingitini village.
Gravelling of Mkokoni Road E 866	6	All weather road linking between seashore and Kiunga Stimulate economic activity.	Gravel entire level.	Gravelling of the road. **Justification:** Open up the area.
Maintenance of Sea Walls and Jetting	7	Ensure the sea walls are in good condition.	Maintain all sea walls in the District.	Constant maintenance of the sea walls. **Justification:** Prevent flooding and destruction of crops and property.
Maintenance of Roads Within the 4 Settlement Schemes	8	Ensure the roads are passable; Stimulate economic activity.	Maintain all roads in the schemes.	Constant maintenance of the roads. **Justification:** Network to facilitate movement into and out of the settlement and encourage further settlements.

A. On-going Projects/Programme: Major Water Works

Project Name Location/Division	**Objectives**	**Targets**	**Description of Activities**
Rehabilitation of Witu Pan Witu Location	Supply water for livestock and community.	Desilt the pan before the end of 2001/2002 financial year.	Desilting of pan.
Rehabilitation of Koren Pan Mkunumbi Location Mpeketoni Division	Supply water for livestock and community.	Desilt and expand the pan before the end of 2001/2002 financial year.	Desilting and expansion of pan.

B: New Project Proposals: Major Water Works

Project Name Location/Division	**Priority Ranking**	**Objectives**	**Targets**	**Description of Activities**
Rehabilitation Of Lamu Water Supply Reticulation System Amu Division Lamu Town	1	Provide water within reasonable walking distance to the community; Improve health and living conditions of people; Increase revenue collection and alleviation of poverty.	Replacement of rusty pipes by the end of 2002; Install the new distribution system by 2003.	Replacement of the rusty pipes; Installation of new distribution system in areas not presently served. **Justification:** Provide access to potable water to reduce inadequacies of water born diseases caused by consumption of unhygienic water.

B: New Project Proposals: Energy

Project/Name Location/Division	Priority Ranking	Objectives	Targets	Activities
Ken-Gen Power plant Mokowe Division	1	To provide power to Lamu community.	To construct the plant by 2008.	Procurement of the machines and other materials; Construction and installation. **Justification:** There is no electricity in this area.

3.2.7 Cross-Sector Linkages

The economic growth and poverty reduction will depend on the level of development in this sector. Transportation of agricultural produce to the market and exploitation of opportunities in tourism, trade and industry will depend on the infrastructural development.

3.3 TOURISM, TRADE AND INDUSTRY

3.3.1 Sector Vision and Mission

The sector vision and mission is "contributing to the social-economic development of the country through facilitation of an enabling environment for sustainable growth and promotion of trade, industry, tourism and regional integration with a view to improving the welfare of Kenyans".

3.3.2 District Response to Sector Vision and Mission

The district response is to see that small-scale enterprises and medium size industries are growing to stimulate the economic growth in the entire district.

On trade, the sector will embark on training programmes covering basic aspects of business management such as accounting and administration of loans. The focus will also be given to enforcing the Trade Licensing Act (Cap 497) by ensuring that the business premises are licensed. The Joint Loans Board scheme in the district will continue to provide small-scale business people with funds to expand their business and district will open new markets and new business opportunities to absorb the large number of unemployment.

On tourism the district will embark on conservation of bio-diversity and promotion of eco-tourism, develop infrastructure in the tourist areas, intensify security to curb banditry activities and poaching and promote tourism industries through publicity using the Tourism Board. In Lamu District, natural tourist attraction sites such as historical sites, monuments, cultural attractions, sandy beaches, dhow safaries, and wildlife in the Ndori/Kiunga, National Reserves provide potentials for tourism development. These potentials would not be fully exploited if tourism is not promoted. If tourism is promoted employment will be created in wide range of activities such as hotels and lodges, land and air transport companies, boating tourist guides and vending of traditional handicrafts.

On mining the focus is on conserving the existing mineral deposits, sustainable exploitation of minerals and formation of Community Based Organizations (CBOs) to regulate the exploitation of minerals.

On small-scale industries, the main focus will be promotion of small-scale industries and other training activities, which can absorb the raw materials from agriculture and livestock and promotion of community banks and other financial institutions to provide credit at lower interest rates.

3.3.3 Importance of the Sector in the district

The sector enhances the socio-economic development in the district by facilitating the creation of new employment through the establishment of small-scale enterprises and mobilization of informal sector activities. 18 per cent of the urban self-employment is absorbed in the sector.

The sector also enhances employment opportunities by assisting entrepreneurs to improve their management skills and efficiency through training and consultancy services. Provision of investment opportunities will also be the focus of this sector. The other areas of importance are providing business finance through District Joint Loan Board (JLB) and identifying other available services of finance for utilization by the business community, co-ordinate all trade development activities and conservation of bio-diversity and promotion of eco-system. The district is an ideal destination for both domestic and foreign.

3.3.4 Role of Stakeholders in the Sector

Stakeholder	Role
Private sector (Business community)	Establishing business premises and involve them in marketing of products.
Community Bank and other banking institution	Lending traders finances to expand their businesses.
Co-operative SACCO	To provide credit facilities to traders.
Kenya Wildlife Service	Provide management of game reserves and conservation of the environment

3.3.5 Sub-Sector Priorities, Constraints and Strategies

Sub-Sector	Priorities	Constraints	Strategies
Trade	Increase of capital base to traders; Strengthen the operation of jua kali.	Non availability of credit; Inadequate training to small scale entrepreneurs to ensure sustainability; Inadequate marketing for the final products produced by the informal sector and local agricultural produce especially tropical fruits; Lack of appropriate technical skills to expand businesses and venture in other lucrative businesses; Tendency to concentrate on traditional business	Involve all stakeholders (private, NGO, donors) in provision of credit facilities; Develop training programmes on basic management and technical skills to ensure sustainability and growth of; Strengthen business organizations like the Chamber of Commerce and Industry; Develop management

		activities like retail trade.	courses targeting business communities to improve and diversify businesses; Strengthen jua kali through credit provision and marketing; Expansion of District Joint Loan Board schemes to cater for more business people.
Tourism	Conservation of the historical sites, culture, architectural monuments and wildlife	Inadequate funding; Low community support; Poor roads; Lack of investors of tourism industry; Insecurity and banditry activities; Lack of information on tourism sector.	Involve all stakeholders in lobbying for funds to implement conservation activities; Improve roads within the reserve; Organise tourism investiment promotion forum; Dissemination of information on tourism potential in the district.

3.3.6 Project and Programme Priorities

A: On-going Projects/Programmes: Trade

Project Name Location/Division	Objectives	Target	Description of Activities
Traders Courses District wide	To enhance the business community management skills for higher profitability, sustainability and growth.	By 2008 conduct training.	Train small scale entrepreneurs on basic management skills and offering consultancy services.
Joint Loan Board Funding Scheme District wide	To enable small-scale entrepreneurs to source funding at minimal interest rates.	Provide loans to 100 traders by 2008.	Provision of finances to small scale entrepreneurs.

B. New Project Programmes: Tourism

Project Name Location/Division	Priority Ranking	Objectives	Targets	Description of Activities
Tourism Office Amu Division	1	To house the District Tourism Officer for proper efficient management of the tourism activities in the district.	By the end of the plan period tourism office be constructed and completed.	Planning and design budgeting; Contracting and tendering; Construction of the office; Management and operation the office. **Justification** Tourists be able to access information from the tourism office.
Capacity Building District wide	2	To increase sensitisation campaigns to the local community in order to appreciate the benefits accruing from tourism.	To train community, beach boys, tour guides, hoteliers and boat operators.	Mobilisation Sensitisation training (seminars and workshops). **Justification:** Promotion of tourism would be hampered without this training.
Procurement of Boat and Vehicle Lamu District	3	To facilitate movement within the islands and the mainland	By 2008 boat and vehicle to have been procured.	Planning and budgeting tendering procurement. **Justification:** Movement in the island and mainland will be eased.

A: On-going Projects/Programmes: Industrial Development

Project Name Location/Division	Objectives	Targets	Description of Activities
Registration of Industries District wide	To know the number of manufacturing firms their products and their location in the district; To monitor the growth of industries in the district	All existing manufacturing	All existing manufacturing industries to register with the Registrar of Industries according to cap. 118
Industrial Entrepreneurship Training District wide	To equip industrialist with more entrepreneurial managerial skills	Small scale and medium industrial entrepreneurship	Designing industrial training programmes for entrepreneurship and conducting the training
Revamping Cotton Ginning District wide	To exploit the full capacity utilization of Malindi Ginners Company	To revitalize the cotton sector and enjoy the opportunities in AGOA	Working in conjunction with other stakeholders in cotton and textile sector to revive the sector in the district.

B: New Projects Programmes: Industrial Development

Project Name Location/Division	Priority Ranking	Objectives	Target	Description of Activities
Industrial Area District wide	1	To make land easily available for industrial projects	Major town and other market centres in the district	Identification and establishment of industrial area of the district. **Justification:** To accommodate the expanding market and towns and create more jobs.
Industrial Potential of the District District wide	2	To highlight on the industrial potential of the district	The whole district	Carrying out studies on the raw materials available in the district. **Justification:** To establish and expand employment and effective resource exploitation.
Cleaner Production District wide	3	To reduce environmental pollution and make the industrialist to enjoy fruits of cleaner production	The whole district	Holding workshops and seminars on cleaner production. **Justification:** To reduce negative effects of environment pollution and improve health status.

B: New Project Proposal: Kenya Wildlife Service

Project Name Location/Division	Priority Ranking	Objectives	Targets	Description of Activities
Residential Houses Kiunga Marine Reserve Mkokoni	1	To accommodate the staff.	By 2008 complete units to house the officers.	Construction of the houses. **Justification:** KWS start at Mkokoni have shortage in residential houses
Non residential House Kiunga marine Reserve Mkokoni	2	To provide office accommodation.	By 2008 complete the one unit office block.	Construction of one unit building for office accommodation at Mokokoni. **Justification:** There is need for office block at Mkokoni
Animal Control to	3	Reduce conflicts of	Complaints attended	Attend to problem of

Reduce Human/Wildlife Conflict District wide		wildlife and human beings.	to by 2008.	animal control reports. **Justification:** High conflicts between animals and human beings in the district
Open Patrol Track Dodori National Reserve	4	Facilitate security patrols.	Cover 120 km by 2008.	Patrol all the open tracks in the district. **Justification:** To curb incidences of poaching.
Patrols District wide	5	Protects biodiversity.	Daily patrols upto to 2008.	Intensify patrols in the whole district. **Justification**
Workshops District wide	6	Increase conservation knowledge in communities.	Carry out training by 2008.	Carry out trainings in relevant fields. **Justification**
Education out Reach	7	Create awareness in schools.	Reach 8 schools by 2008.	Visit schools and discuss on the importance of wildlife. **Justification**
Modernize Radio Network	8	Provide effective radio network.	Install radio's where needed to ease communication.	Install the radios. **Justification**

3.3.7 Cross Sector Linkages

The sector has both forward and backward linkages with other sectors namely Agricultural Sector e.g. marketing of farm and dairy produce hence creating of employment for the other players. Other sectors such as fisheries, forestry, tourism and the construction and agro-processing industries, which is yet to be developed in the district.

Tourism is a multi-dimensional industry that relies a great deal on other sectors of the economy. Its linkages are wide ranging from environmental issues, transport, communication, agriculture, hospitality services, culture and businesses.

It is a sector that if properly developed and nurtured should be able to contribute to the growth of all the sectors in the district.

The sector is highly linked with other sectors in the district. The sector depends on the Agricultural sector for supply of industrial raw materials; and on building and construction sector for market of its output. Some of the outputs of the sectors is used in the tourism sector as inputs.

3.4 HUMAN RESOURCES DEVELOPMENT

3.4.1 Sector Vision and Mission

The sector vision is to "achieve sustainable development and utilization of human resources in order to attain better quality of life for all Kenyans" while the mission of the sector is "achievement of greater levels of human resource development through improved human capabilities, effective human power utilization and social cultural enhancement".

3.4.2 District Response to Sector Vision and Mission

In order to realize the envisaged vision and mission of the Human Resource Development sector, the District Development Committee will give greater attention to raising literacy levels, enhancing productive skills and acquisition and promotion of healthy behaviour and practices. The literary measures will be taken through formal and informal learning facilities. The thrust of formal education will focus, in the short term, on raising enrolment and completion rates in primary schools and expansion of secondary education facilities. Informal learning objectives will be pursued through adult literacy classes and non-formal school curriculum.

The maintenance of a healthy population will require public and private investments in health delivery services, realisation of food self-sufficient goals set out in this Plan, and intensified campaign on sustainable environment management through pollution control and protection of marine and term torial resources.

Promotion of culture and religious practices and activities that support development will be given a priority. The district through Ministry of Education will support and encourage teaching of Islam. The district has also responded to the sector vision and mission through formation of various committees charged with the responsibility of co-ordinating human resource development activities. The committees are District Aids Control Committees, Constituency AIDS Control Committee, District Education Board and other sub-sector committees.

The development programmes in the district will support improvement of access to basic education, because an educated labour-force will contribute to faster development and adapt current technological innovations.

3.4.3 Importance of the Sector in the District

Through the Department of Education and Adult Education, the sector is important in providing post literacy and continuing education, and developing knowledge, skills and positive attitudes for self-improvement and national development. It also encourages respect and use of ethnic languages, enhances positive attitudes towards cultural heritage, promoting the use of Kiswahili and English as the national languages and encourages, learning as a life long process. The health sector takes care of the community through provision of curative, promotive and preventive health care services. The sector endeavours to ensure the health and well being of the people so as to enable them contribute effectively towards national development.

The sector provides alternative source of income especially from entertainment and sports, which also contribute towards reducing drug abuse and encouraging young men to take up jobs, which will help, in the general development of the district.

3.4.4 Role of Stakeholders in the Sector

Stakeholder	Role
Education	Curriculum Development; Provision of teachers; Professional advise; Parental guidance to the children.

Health	Health management issues; HIV/AIDS.
Adult Education	Adult literacy.
NGO's and Parastatals	Provide resources for educational facilities; Out of school capacity building to the youth and employment.

3.4.5 Sub-Sector Priorities, Constraints and Strategies

Sub-Sector	Priorities	Constraints	Strategies
Education and Training	Early child development; Support to primary; education; Non-formal Education.	Untrained teachers; Low priority by the government; Lack of awareness of the importance of early child development; High turnover of trained teachers; Inadequate funding to implement activities in primary schools; Lack of transport for inspectors; High cost of education resulting in a high drop out rates; Lack of appreciation by community; Poor physical facilities in primary school; Low completion rate especially girls; Inadequate funds to implement the programme; High drop-out rates; Lack of physical facilities especially in youth polytechnics; Poor community knowledge on the importance of the vocational and other non-formal education.	To increase training places for pre-primary school teachers in ASAL districts; The government to take over running of ECD programme; Organisation involved in ECD should consider payments to pre-school teachers; In collaboration with NGO's and other development partners, educational facilities, text books and other support materials will be increased; Develop a programme supporting girl child education in the district; Integrate the Islamic education to the education curriculum in the district; Review the current curriculum by reducing the workload. Reduce examinable subjects; The government to absorb and pay all part-time teachers; The Ministry of Labour and Employment should provide adequate funds to run the youth polytechnic; Rigorous campaign to promote adult literacy programme; Provision of post literacy materials/books skills to adults.
	Secondary Education Special Education	High cost of education to parents; Inadequate physical infrastructure e.g laboratories, home science rooms, classes and staff houses; Poor access road to some schools; Lack of transport for school inspectors; Lack of text books and other instruction materials; Increased cases of indiscipline; Inadequate school inspection staff. Little attention by government development partners and community on special education; Inadequate trained teachers; Inadequate and poor teaching aids; Negative community attitude towards children with disability.	The government should increase bursaries in the district; Communities should be mobilised to provide physical facilities in schools and text books; Improve the access roads leading to secondary schools; Ministry of Education should provide adequate transport for school inspectors; Strengthen consulting and guidance department in secondary school; Deploy adequate staff in the inspectorate department; DDC to pay closer attention to the development and management of special schools; Train more special education teachers and deploy them to the district; The government communities and other development partners should provide teaching resources; Public awareness through barazas seminars on the importance of special education.

Health and Nutrition	Kenya Expanded Programme on Immunization (KEPI) HIV/AIDS; Programme Malaria control programme; Integrated management of children illness; Reproductive Health Programme; Nutrition Programme.	Low immunization coverage; Inadequate health facilities; Inadequate resources allocation from the government; Inadequate transport; Increasing rate of infection; Denial AIDS exist; Negative attitude towards those affected and infected By HIV/AIDS; Increasing number of orphans, widows and widowers; Unwillingness to change sexual behaviour; Lack of counselling services for those affected and infected High mortality rate; Lack of commitment of community leaders for anti HIV/AIDS programme; Inadequate facilities for screening and reliable supply of re-agents; Increasing resistant to common drugs; Increasing and high rate of infection; High mortality especially expectant mothers and children; Poor access to health delivery points; Use of un prescribed drugs; Inadequate knowledge on management of childhood illness among the health workers. Low knowledge among health workers of current reproductive health issues; Lack of equipment and commodities for reproductive health; Lack of skill by TBAs on reproductive health; Inadequate growth monitoring at facility level; Inadequate feeding for under 5 years.	Increase the number of service delivery points; Government and development partners should allocate more resources to immunization services; The government should provide adequate transport; Management of sexual transmitted diseases (STDs); Health Education; Training of Health workers; Voluntary counselling and testing; Support for home based care programmes; Promotion of HIV/AIDS education; Development of community support programme for orphans, widowers and widows; Involvement of leaders on HIV/AIDS activities; Provision of adequate and reliable screening and reagents to health centres; Care management; Training of communities own person on malaria control; Lorviciding; Bush clearing; Treating of mosquito nets; Provision of mosquito nets to pregnant women; Prophylactic treatment for ant-natal mothers; Training of health workers on IMCI; Effective case management of childhood illness of under 5 years. Updating health workers on reproductive health issues; Routine anti-natal and family planning issues; Training TBAs (Traditional Birth Attendance); Growth monitoring at facility level; Supplementary feed for under 5; Establishment of demonstration kitchen gardens; Growth monitoring at community level; Home visiting.
Culture and Social Services	Gender and Development; Mobilization of communities in development.	Lack of funds and transport; Lack of collateral for members to obtain credit from the banks and other financial institutions; High levels of poverty in the district has also minimized community initiatives; Low levels of literacy makes it difficult to input the new skills of entrepreneurship; Lack of physical facilities i.e. cultural resources centre, family life training and playing grounds.	Encourage of credit facilities e.g. women finance trust to invest in the district; Train and educate members in formation of co-operatives in collaboration with Departments of Agriculture, Livestock and Co-operatives; Community sensitisation on formal and non-formal education; Support to informal sector initiatives as a way of providing employment hence reducing poverty levels and accelerate growth; Mobilise women and involve them in development activities by taking active role of office bearers.

3.4.6 Project and Programmes Priorities

A. On-Going Projects and Programmes: Education and Training

Project Name Division/Location	Objectives	Targets	Description of Activities
Early Childhood Development District wide	To make the community be more committed in ECD activities and support.	Increase community awareness in ECD activities; Increase access to ECD centres by 20%.	Community capacity building; Improve ECD services.
Primary Education School Feeding Program District wide	To help and improve in nutrition and assist the hunger stricken community.	Reduce hunger levels and improve nutrition by 30%.	Supply of SFP to schools for use by the children.
Supply of Text Books to School District wide	To improve text books situation in schools.	Reduce the textbook-sharing ratio and have enough reference books.	Supply of key text books for better education performance.
Building of Physical Facilities in Our Schools District wide	To improve physical facilities situation in our schools.	Improve the physical facilities situation from 37% - 48%.	Building of essential facilities in our schools.
Supply of Furniture to Schools District wide	Improve the furniture situation in our schools for better achievement in education	Improve the furniture situation in our schools from 20% to 50%	Supply of essential furniture to our schools
Girl Child Education District wide	To improve, access, retention, performance and transition levels for the girl child	Improve access, retention, performance and transition to 50%	Community sensitisation on education to girls
Secondary Education; Building and Rehabilitation of Schools and Physical Facilities District wide	To improve the physical facilities to accommodate the current curriculum changes and maintain the existing ones.	To improve the physical facilities situation from 58% - 70%	Building of physical facilities and rehabilitate the existing ones which are in poor conditions
Bursaries in All Secondary Schools District wide	To improve retention, performance and transition rates for both boy and girl child	To improve current retention, performance and transition rates from 70% to 80%	Collecting and awarding bursaries to need students
Monitoring, Supervision and Evaluating District wide	To check and control better educational standards	To rise the current education standard to better ones	Inspection of schools and advising teachers and community accordingly
Training and Insets to Education Providers District wide	To empower the technical arm for better educational standards and performance	To make educational providers be knowledgeable on the current changers and issues.	
Adult Education Distribution of Teachers District wide	To promote the enrolment in all the divisions which will boost the literacy level further.	Increase the number of part time teachers and full time teachers by 10% in the entire district annually	Equating the teachers both qualified and part time teachers in all the divisions.
Establishment of new centres District wide	To enhance enrolment and sustaining the literacy skill through post literacy.	Increasing the number of learners by 20% annually.	Initiating the centres for basic literacy and for post literacy.
Initiating of More Income Generating Projects District wide	Sustainability of the literacy learners in the centres and improve their standard of living hence reduce the poverty.	To increase present number of IGP by 30% annually and train the 67 adult teachers on project development and management.	All the teachers to start income generating projects with their learners which should be registered with social services and undertakes learning while learning.
Literacy Campaign and Recruitment Drive District wide	Creation of awareness to the community to understand the importance of the literacy society in development endeavour; Sustaining the literacy through post literacy.	To hold two public meetings in each division annually.	Literacy campaign to be done by all the field officers to enable easy recruitment of learners

Registering More KCPE Candidates District wide		To increase the KCPE candidates by 10% in the entire district annually.	Preparing those who intend to sit for KCPE as private candidates and registering them if deemed fit for exam.
Revitalizing of Advisory Committees District wide	Improve the collaboration with other adult education providers.	To have 2 advisory committee meetings annually at all levels.	Conducting meetings for these committees.

B: New Projects programmes: Education Department

Project Name	Priority Ranking	Objectives	Targets	Description of activities
Early Childhood Development District wide	1	To sensitise the community so that they become aware of the importance of pre-primary education	To ensure that at least 80% of the children have access to pre-primary education	Community sensitisation on the importance of Pre-Primary education
Health Growth Monitoring District wide	2	To encourage all the pre-primary centres acquire health, growth monitoring equipment and conduct the activities	To ensure that health, growth and monitoring activities start in all the pre-primary centres	Conduct health, growth and monitoring activities in pre-primary schools
Support Nutritional Feeding Program District wide	3	To help the children get balanced mid-day meals for better growth	To control and improve nourishment levels from the current 40% to 60%	Community support on balanced feeding programs for the growing children
Sustainable Programs to Support Pre-Primary Schools and Activities District wide	4	To sensitise and mobilize the community for sustainable activities and projects for Pre-Primary schools	To improve the current community support to the Pre-primary education	Sensitise and mobilize the community for sustainable activities and projects for pre-primary schools
Primary Education School Feeding Program District wide	5	To help and improve nutrition and assist the hunger stricken communities	Reduce hunger levels and improve nutrition by 40%	Supply of SFP to schools to be used by needy children
Supply of Textbooks to Schools District wide	6	To improve the textbooks situation in the district	To improve performance in education	Supply of textbooks to schools for better performance
Girl Child Education District wide	7	To help the community to support girl child education and have clear strategies to extend the program	Initiate some community programs which will focus on Girl Child Education	Community support to Girl Child Education
HIV/AIDS Education District wide	8	To sensitise and mobilize the school community against the HIV/AIDS scourge	Improve the awareness and preventive measures on the HIV/AIDS scourge	Sensitise and mobilize the school community on HIV/AIDS education
Building of Physical Facilities in Schools District wide	9	To continue building and improving the physical facilities in our schools	Improve the physical facilities situation from 50% to 60%	Continue building of physical facilities in our schools
Children in Need Special Protection District wide	10	To reduce or stop child abuse activities	Reduce or stop child abuse issues	Sensitise the community including the children on the rights of the children to be protected
Supply of Furniture to Schools District wide	11	To improve the furniture situation in our schools for better achievements in education	To improve the furniture situation in our schools from 50% to 60%	Supply of essential furniture to our schools
Sustainable Projects for School Management and Insets District wide	12	To sustain all viable projects and programmes in our schools	To sustain all viable projects and programmes in our schools	Projects and programmes to sustain SFP, management and insets
Building and Rehabilitating the	13	To improve and maintain the physical facilities	Improve the current physical facilities	Build and rehabilitate physical facilities

Physical Facilities in Secondary Schools District wide			status	according to needs
Bursary District wide	14	To improve retention, performance and completion rate in our secondary schools	Improve the current retention, performance and completion situation	Collection and warding bursaries to need students
Income Generating Projects District wide	15	To reduce poverty and sustain some school expenditure	Improve income generation activities in our schools	Plan and execute projects and programs on income generation

A: Ongoing Projects and Programmes: Health and Nutrition

Project Name	Objectives	Targets	Description of Activities
Immunisation District wide	Increase routine immunization coverage; Polio eradication.	Increase coverage from 65% - 90%; Eradicate Polio by the year 2002.	Routine immunisation in all health facilities; Outreach services in 5 centres; Sub-National immunization days; Active EPI surveillance activities.
Malaria District wide	Reduce prevalence of malaria; Reduce malaria pregnancy related complications.	Reduce prevalence by 10%; Reduce malaria pregnancy related complication by 10%.	Case management; Training of community's own resource persons on malaria control; Lorviciding; Bush clearing; Treating of mosquito nets to pregnant women; Prophylactic treatment for ante-natal mothers.
IMCI District wide	Reduce morbidity and mortality among under fives.	Reduce morbidity by 29%; Reduce mortality by 5%.	Training of health workers on IMCI; Effective case management of childhood illness in under fives.
HIV/AIDS District wide	To reduce prevalence of sexually transmitted infections (STI); Reduce mother to child transmission of HIV.	Reduce prevalence of STI by 2%.	Syndrome management of STDS; Health education; Training of Health workers and other stakeholders; Counselling for VCT.
Reproductive Health District wide	To reduce maternal morbidity and mortality.	Reduce morbidity by 20%; Reduce mortality by 5%.	Updating health workers on reproductive health issues; Routine anti-natal and family planning services; Equipping health facilities with reproductive health commodities and equipments; Training TBAS.
Communicable Diseases Typhoid District wide	Reduce morbidity and mortality.	Reduce morbidity and mortality by 10%.	Treatment of specific conditions; Health education prevention and control; Training of health workers on effective case management.
Nutrition District wide	Decrease malnutrition rates.	Reduce malnutrion by 5%.	Growth monitoring at facility level; Supplementary feeding for under fives; Establishment of demonstration kitchen gardens; Growth monitoring at community level; Home visiting.

B: New Project and Programme: Culture and Social Services

Project Name Location/Division	Priority Ranking	Objectives	Targets	Description of Activities
District Credit Scheme District wide	1	Reduce poverty and create employment	To alleviate poverty	Grant funds to the income generating activities
Project for the Disabled District wide	2	Resettlement of the disabled after training	To mainstream the disabled in the income generating activities	Empowerment of the disabled to run their own projects
Community Based Nutrition Programme	3	Enhance nutritional levels in the district.	Cover infants and children to reduce IMR 72/1000 to 30/1000.	Conduct training for CBOs/NGOs and community.
Family Life Training Project Amu Division	4	Training of women and TBS on modern methods of delivery and after care.	Avoid spread of HIV/AIDS; Reduce infant mortalities.	Construction of a family life training centre.
Gender Development and Sensitisation District wide	5	To promote gender equity.	By 2008 improve participation of both men and women in development activities.	Trainings; Seminars; Workshops; Tours.
Renovate Tawfiq Stadium	6	To improve the condition of the stadium	By 2008 to complete all renovation works.	Renovation works
Training Sportsmen and Women District wide	7	To improve sports in the district.	Train sportsmen and women by 2008.	Trainings; Seminars; Workshops.
Purchase of Sports Facilities and Equipment's	8	To improve sports in the district.	By 2008 purchase necessary equipments.	Purchasing of equipments.
Cultural Resource Centre Projects District wide	9	Preservation of material and non-material culture.	Promotion of national unity and our heritage.	Construction and equipment of cultural centre.
Training on HIV/AIDS Pandemic District wide	10	Advocacy, awareness creation and sensitisation.	Stop spread of HIV/AIDS.	Training the groups.

3.4.7 Cross Sector Linkages

Human Resource Development sector is linked to other sectors in the following way:

Agriculture and Rural Development – feeding the population and providing building materials for construction of classrooms and health facilities; Infrastructure Development – providing technical personnel on construction of buildings (schools, and health facilities); Information Technology - providing modern learning methods with the use of faxes and E-mail Internet; and Public Administration, Safety, Law and Order – sector requires good governance and security for smooth implementation of activities.

3.5 INFORMATION COMMUNICATION TECHNOLOGY

3.5.1 Sector Vision and Mission

The vision and mission of the sector is "for Kenya to be at the forefront in Africa in the use of ICT to improve the quality of life and competencies" while its mission is "to promote an enabled society by developing a National Information Infrastructure (NII) and skills for all Kenyans regardless of geographical or socio-economic status".

3.5.2 District Response to Sector Vision and Mission

The district at the moment has inadequately developed adequate information technology infrastructure. However, the distribution of postal services is adequate. The district has 51 computers owned by various developments and agencies, 19 of the computers are equipped with E-mail services. Also the district has over 800 rental boxes leased out of 1,850 available.

Telecommunication services are adequate though under-utilised. Utilisation will improve full development of fisheries, tourism and commercial cash crop cultivation.

3.5.3 Importance of the Sector in the District

The sector facilitates commerce and trade especially in the tourist industry. Information dissemination is crucial in agricultural marketing of horticultural crops. Thus information would enable one to know the markets to obtain better price for their produce. Within the district information technology is very useful in provincial administration and security measures. New technological innovations could be disseminated to the community easily through posters, radio and close TV. The Adult Continuing Education (ACE) can also be disseminated through the mass media.

The DIDC established in the district is a resource centre where all information on important development aspects relevant to the district can be found and is therefore useful for local research purposes.

3.5.4 Role of Stakeholders in the Sector

Stakeholder	Role
Government	Involved in the provision of policy framework for the sector and licence services provided.
TelKom Kenya	Involved in provision of telephone facilities.
Kenya Broadcasting Co-operation	Sensitisation of communities through radio and information, education to the district.
NGO's and churches	To enhance computer literacy in the district.
Nation Group and Standard	Dissemination of information using the newspapers.
DIDC – District Information and Documentation Centre	Data bank for the district.

3.5.5 Sub-sector Priorities, constraints and Strategies

Sub-Sector	Priorities	Constraints	Strategies
ICT Policy	Formulate policy on ICT in the district; Development framework for electronic contracts, taxation and security; Formulate policy for provision of incentives for technology, investment in the district.	Lack of a regulatory framework for IT development; Lack of access to the technology, costs of the equipments and the relevance and content of the training programme.	To formulate a policy to regulate ICT development with special interest in rural areas; To develop a consistent digital transaction policy, regulatory and legal framework for electronic contracts, taxation of commerce, security and cyber crimes.
ICT Implementation	Strengthen ICT capacity to support core mission activities in all ministries and departments; Develop District Information Infrastructure; Develop user base capable of responding to the demands of the global information economy (enabled society); To encourage technological investment in the district; Support 3NE electronic activities.	Ignorance on the importance of IT in all sectors of the district economy; High cost of equipment; Lack of adequate infrastructure in the district; High taxes on hardware and soft ware; Lack of computer in the district; Inequitable technology dissemination and disparities (digital divide).	To establish e-government posta to improve service delivery; Make partnership with private sector; Provide baseline access to ICT through tele-centres, info-kiosks, digital villages; Community access points and school nets; To facilitate participation in global information, through development of e-commerce in the district.
Information Management	To improve patronage of DIDC; Construction of DIDC facilities.	Unavailability of DIDC and other libraries in the district; Inadequate information infrastructural facilities; Lack of finance.	To construct and make operational DIDC; Provide the DIDC with computer hardware and relevant development planning software; To provide adequate resources to procure correct periodicals.
Human Resource Development	Develop technical expertise; Encourage training on IT in local institutions in order for the district to appreciate the importance of the sector.	Lack of training institutions in the district; Inadequate human resources capable of responding to the demand of the new global, information age; Inadequate complementary such as electricity, telephones data services and financial services; Lack of knowledge on training programme.	Invest in IT training in local institutions for community to appreciate the importance of the sector; Formulate a policy to regulate IT development with special interest on rural areas access to the equipment and the relevance and content of the training programme.

3.5.6 Project and Programme Priorities

A: On-going Projects/Programmes: Information Management

Project Name Location/Division	Objectives	Targets	Description of Activities
District Information and Documentation Centre (DIDC) – DPU Hindi Division Mokowe Location	To house district planning members who are currently housed in scattered rental premises.	To complete the DPU and equip it with the necessary equipment and staff by 2008.	Completing construction of the District Planning Unit/DIDC; Equipping the DIDC.

B: New Project Programmes: Information Management

Project Name	Priority Ranking	Objectives	Target	Description of Activities
District Information Office Mokowe Location Hindi Division	1	Inform, educate, and entertain the masses; Dissemination of the news gathered.	Construct the office by 2008.	Assist in news gathering in various centres.
Office Communication Equipment Amu Division	2	To inform the masses/create awareness.	Purchase the equipment by 2008.	Purchase the equipment.
Sub-District Information Office Mpeketoni Division	3	Inform, educate and entertain the masses; Dissemination of the news gathered.	Construct the office by 2008.	To facilitate in dissemination news various parts of the district.

3.5.7 Cross Sector Linkages

Information Communication Technology is a relatively new concept in the district. For that reason, the majority of the population is not conversant with the various uses and operation of IT equipment. However, the sector has various linkages with other sectors.

The role of the government to this sector is promotion of its use. Through DIDC, the government would promote, collect, analyse and dissemination of information. Increased use of various documents will lead to increased efficiency in provision of services to the people.

The private sector also has the major role of investing in the sector, for example providing training services and information technology equipment. The sector is also linked to human resource development, as adequately trained personnel will maximise the usage of ICT. The education sub-sector can influence the performance of the sector by introducing IT training in the local learning institutions starting right from the primary schools. A few learning institutions may be used to provide computer training/skills.

This sector needs physical infrastructural and social services in order to grow particularly electricity to facilitate introduction of computers in the rural areas of the district, particularly urban and market centres. This can promote alternative means of income generation, employment outlets and strengthen access to information of development purposes. Thus the sector is linked to all sectors.

3.6 PUBLIC ADMINISTRATION, SAFETY, LAW AND ORDER

3.6.1 Sector Vision and Mission

The vision of this sector is" prudent management and governance in order to maximize the welfare of all Kenyans", while its mission is "to promote socio-economic and politically stable development of the country through the provision of good and democratic governance and development administration, efficient management of human resources and capacity building, visionary economic planning and prudent fiscal policies, ensuring overall macro-economic and the creation of an enabling stability environment and the for economic growth and development".

3.6.2 District Response to Sector Vision and Mission

In order to create an enabling environment that is conducive to sustainable development of all sub-sectors in this sector will strive to promote efficient management of resources by installing standards of financial discipline that focuses on value for money and adoption of democratic governance that is accountable and sensitive to the people.

During the Plan period, emphasis will be put on community participation in development issues and security. In the administration of justice efforts will be made to improve linkages the police, courts, penal institutions and other stakeholders to ensure quick disposal of cases that are brought to court. This will enhance the administration of justice.

3.6.3 Importance of the Sector in the District

Maintenance of law and order is very vital for any development in the district. Investors cannot invest in an environment of uncertainty. Therefore the sector will play a crucial role in availing a conducive environment for investment. This environment will be achieved through improved security, sound economic and financial management, development oriented administration and a judicial system that will ensure speedy and effective administration of justice.

3.6.4 Role of Stakeholders in the Sector

Stakeholders	Role
Provincial Administration	The police and the judiciary will ensure that there is law and order.
Penal Institution and Probation Department	These will play the role of ensuring that the offenders who go to prison or put under probation are helped to come out of their life of crime and trained to become useful members of society.
Finance and Planning	This sub-sector will put in place mechanism to ensure sound planning and accountable transparent financial systems.
Public	The public will play the role of providing relevant information to this sector and initiating planning and implementation of the development beside monitoring and evaluation.

3.6.5 Sub sector Priorities, Constraints and Strategies

Sub Sector	Priorities	Constraints	Strategies
Financial Management	The sub-sector will strive to install high sense of discipline in all spending units in the district and put in place a mechanism to maximize revenue collection for all revenue centres.	Lack of adequate funds; Lack of transport; Limited training opportunities; Poor starting levels.	Regular and surprise checks of all revenue collection centres to ensure that revenue due to government is collected and accounted for; Strictly enforce of all accounting procedure. Instruction to enhance financial discipline; Improve the staffing levels in the district treasury to

			enhance the performance of the treasury.
Provincial Administration and Police	Maintenance of security.	Increasing cases of insecurity Inadequate funding; Inadequate trained manpower and transport; Lack of modern communication equipment.	Reduce illegal firearms in the hands of the public; Address community conflicts and enlist them in maintaining their own security; Provide adequate resources and vehicles to the police force; Deploy and train personnel.
Administration of Justice	Law and Order	Inadequate manpower and resources; Slow dispensing of justice; Lack of co-ordination between the various actors; Inadequate staff in the court of Lamu.	Train more manpower; Provide transport in the court and prison department; Introduce non-custodian sentences; Improve prison and other corrective centres; Enhance proper co-ordination between stakeholders.
Probation Services	Crime prevention and rehabilitation of offenders	Lack of adequate funding; Lack of transport; Inadequate personnel; Lack of work tools.	Provide adequate funds to probation department; Provide serviceable vehicle to the department; Deploy personnel to the district; Provide tools for rehabilitating the offenders.
Local Governance	Strengthen local community governance structure such as Local Authorities, NGO's, CBO's and Project Committees to make more transparent and accountable in the management of local resources.	Lack of resources (funds, vehicles, materials and personnel); High rate of illiteracy will also impact negatively on our effort to mobilize community to participate in decision-making.	All stakeholders i.e. to be involved in mobilization and training through seminars workshops and public meetings to sensitise community on their rights and responsibility in ensuring good governance, rights and responsibility, governance of resources; Resources to be sourced from stakeholders to facilitate raining/workshops and public meetings; Communities will be empowered to democratically elect their leaders, project committees and self help groups.

3.6.6 Project and Programme Priorities

A: On going Projects and Programmes: Provincial Administration

Project Name Location/Division	Objectives	Targets	Description of Activities
Rehabilitation of Administration Police Quarters and Construction Of Five New Rooms at The District Headquarters	Provide decent housing for security officers to boost their morale.	Increase housing facilities to cater for all APs in district headquarters.	Replace broken parts or damaged areas and repainting; Construction of 5 new units.
Construction of a Security Outpost Ndeu Hindi Division	Provide housing to security officers to beef up security in the area.	Ensure settlement activities take place in a safe environment; Ensure settlement activities	Construction of new 10 rooms.

		take place uninterrupted by banditry attacks.	
Rehabilitation of DOs Office and Residence Faza Division	Provide decent housing.	Boost office morale and ensure safety of officers	Replace broken fitting and repairing.
Rehabilitation of DOs Residence Mpeketoni Division	Provide decent housing.	Ensure safety of officers.	Replace damaged fittings and repairing.
Installation of VHF/Radio Faza Divisional Headquarters	Ensure communication.	Ensure all divisions have VHF radio facility for easy communication.	Install radio set, solar panel battery and aerial.

B: New Project Proposals: Provincial Administration

Project Name Location/Division	Priority Ranking	Objective	Targets	Description of Activities
District Commissioner's Office Block	1	To offer adequate office accommodation to all the units within DC's office; To offer better and adequate efficient services.	Ensure all units have adequate office space for staff and equipment used in office work e.g. computers, faxes shredders etc.	Construction of a new DC's office block. **Justification** Presently the headquarters on Lamu Island are condemned structures. Construction of an office block at Mokowe will enhance a more effective administration and ease transport problems. The project was also a priority during the last plan period.
Training District wide	2	Equipping officers with skills of the job; Equipping officers with computer knowledge.	Ensure all cadres are trained in their relevant fields; Ensure all District Officers and Commissioners are computer literate.	Organise training sessions/workshops for assistant chiefs/chiefs, DO's and DC's seminars for other cadres working in administration offices. **Justification:** To boost efficiency of the officers
Communication Information Technology District wide	3	Easy flow of official work information; Efficiency in information storage and processing.	Ensure every division has a telephone; Proved the DC and divisional officers with computers to enhance efficiency.	Installing telephones; Installing computers. **Justification:** Officers lack necessary skills to operate for information technology.
National AIDS Control Council Activities (DACC) District wide	4	To control HIV/AIDS in the district; To coordinate HIV/AIDS activities in the district.	To reduce HIV/ AIDS prevalence in the district from the current 2% to 0% by the end of the plan period.	To conduct workshops, seminars and trainings; To undertake advocacy; To provide support and care to the affected and infected; To mitigate HIV activities into development programmes.

B: New Project and Programmes Proposals: Finance and planning

Name Of Project	Priority Ranking	Objective	Targets	Description of Activities
Project Planning and Appraisal District wide	1	To ensure projects and programmes in the district are properly planned and are of the right designs; To ensure that all projects and programmes are properly appraised before implementation.	To plan and appraise all projects and programmes proposed in the plan by the end of the plan period.	Trainings; Seminars; Workshops; Research; Exchange visits; Tours; Site visits.
Monitoring and Evaluation District wide	2	To ensure all projects and programmes are monitored and evaluated according to set objectives.	To monitor and evaluate all projects to be implemented during the plan	Trainings; Seminars; Workshops; Research;

			period by 2008; Provide monitoring timely reports within the plan period.	Exchange visits; Tours; Site visits.
Multi Purpose Household Based Surveys District wide	3	T o provide data for planning.	To undertake the at least three surveys by 2008.	Data collection, Analysis and presentation.
Improvement of Financial Management at the District Treasury	4	To ensure district treasury is managed efficiently and services are adequately provided.	To improve cash flow by 2008; To computerize the treasury by 2008.	Trainings; Seminars; Workshops; Research; Exchange visits; Tours; Site visits.

B: New Project Proposals: Children's Department

Project Name Location/Division	Priority Ranking	Objectives	Targets	Description of Activities
Juvenile Remand Home	1	Rehabilitation of Juvenile delinquents; Expiration of Juvenile delinquents from adult criminals.	Capacity to accommodate 80 children.	Planning and designing of the institute; Budgeting; Construction of remand homes; Committing children to the institute; Management and administration of the institution.
Volunteer Children Officers (VCO)	2	To assist the only children officer in the district to handle cases of children in need of special protection so as to reduce the caseload at the children's office.	20 Volunteer children's officer (at least 3 from each division).	Identify potential officers within the community; Interview and select the potential people; Train the officers; Seek gazettement of theses officers from the Ministry headquarters.
HIV/AIDS Orphans District wide	3	Identify HIV/AIDS orphans in the district and give them the necessary assistance.	Re-integrate to 500 HIV/AIDS orphans through community fostering to go back to school.	Carry out a baseline survey of orphans affected and infected with AIDS in the district; Make a proper record of all HIV/AIDS orphans in the district; Empower the HIV/AIDS orphans by assisting them with their educational needs; Give HIV/AIDS orphans the necessary guidance and counselling.
Girl-Child Education District wide	4	Support all girls out of school to rejoin school; Enlighten all the girls in the district of their rights; Discourage early marriages among the girls.	Support 100 girls already out of school to rejoin school.	Carry a baseline survey to establish the number of girl children who are out of school in the; Re-integrated all affected girl children back to school; Establish crisis desks dealing with all cases of children in need of special protection at all.

Elimination of Child Labour District wide	5	To stop children in the district from engaging in child labour and take all affected children to school.	Re-integrate 80 children back to the society and take them back to school.	Identify children in the district who are engaged in child labour; Advocacy and awareness creation against child labour; Identify a school to take them; Re-integrate all child labourers back to school; Supervise the children so that they do not leave school again.

B: New Project Proposals: Police Department

Project Name Location/Division	Priority Ranking	Objectives	Targets	Description of Activities
Construction of Police Stations - Hindi District Headquarters and Kiunga Police Station	1	Provide conducive working and living conditions of the officers in an effort to improve security, curb crime and banditry activities in the district.	Construct the two police stations by 2008.	Construction of the two police stations. **Justification:** The district needs the police stations to improve security operations.
Construction of Police Posts	2	Improve security, curb crime and banditry activities in the district.	Construct the three police posts by 2008.	Construction of three police posts to improve security
Rehabilitation of Mpeketoni Police Station and Construction of Police Residential Quarters at Mpeketoni	3	Improve working and living conditions of the officers in an effort to improve security, curb crime and banditry activities in the district	Renovate all offices and staff houses before 2008.	Renovation of the offices and staff houses; **Justification** The condition of most houses has deteriorated and there is need to improve the condition.
Rehabilitation of Police Residential Quarters Amu Division	4	Improve living conditions of the officers in an effort to improve security, curb crime and banditry activities in the district.	Renovate all offices and staff houses before 2008.	Renovation of staff houses. **Justification** The condition of most houses has deteriorated and need urgent improvement.
Modern Communication Equipment District Wide	5	Ease communication.	To put the communication facilities in all stations by 2008.	Purchase and install modern equipment. **Justification** The available sets are old and need replacement.

B: New Project Proposals: Prison

Project Name Location/Division	Priority Ranking	Objectives	Targets	Description of Activities
Replacement of Prison Security Perimeter Fence	1	To improve security in the prison.	By 2004 to complete replacing the perimeter fence.	Installation of fence at the damaged areas. **Justification** The existing fence has worn out and needs replacement.
Construction of Staff Houses	2	To provide accommodation for the officers.	By 2008 to complete the 20 houses.	Construction of staff houses to house the prison staff. **Justification** There are no sufficient staff houses to house all the prison officers.
Construction of Prisoners Mess	3	To provide a mess for the officers.	By 2008 to construct the mess to	Construction of the mess.

			completion.	**Justification** The prison does not have a mess.
Construction of Prisons Yard and Building	4	To provide yard for the prison.	By 2008 to construct the yard to completion.	Construction of yard.
Completion of Prisoners Segregation Block	5	To improve the situation in the prison.	By 2008 complete the segregation block.	Completion of the building. **Justification** This was an on-going project funding stopped in 1987, and there is need to complete the Project to avoid becoming a white elephant.
Completion of Staff Canteen Complex	6	To provide services to the prison staff.	By 2008 complete the canteen.	Completion of the canteen. **Justification:** Stalled project, need to complete the project to serve its objectives.

B: New Project Proposals: Probation

Project Name Location/Division	Priority Ranking	Objectives	Targets	Description of Activities
Construction of District Probation Office Hindi	1	To provide office accommodation.	To construct the office by 2008.	Construction of the offices.
Training and Workshops	2	To create awareness on probation activities.	To undertake training by 2008.	Trainings and workshops.
Community Service Order and After Care Services	3	To rehabilitate the offenders in order to generate income in their living.	Members of the public to be aware of the project; To rehabilitate offenders.	Conduction of enquires writing reports to present to the court, supervision of community service order Training on the operation of the community service order. **Justification:** To rehabilitate more offenders and avoid over-crowing in jails.
HIV/AIDS Education	4	Provide education and awareness on HIVAIDS to offenders.	Organize Trainings and workshops by 2008.	Trainings; Workshops; Tours; Reports. **Justification:** Create awareness and avoid increasing incidences of HIV/AIDS amongst prisoners.

B: New Project Proposals: Judiciary

Project Name Location/Division	Priority Ranking	Objectives	Targets	Description of Activities
Renovation of Lamu Courts	1	To improve working conditions of the personnel working in the court.	By 2008 complete renovation.	Rehabilitation of the court. **Justification:** The court buildings have deteriorated.
Construction of Court Building at Hindi	2	To provide office space at Hindi to facilitate court operations.	By 2008 complete construction of the court.	Construction of the court **Justification:** There is no court facility at Hindi.

B: New Propjet Proposals: Civil Registration (Birth and Deaths)

Project Name Location/Division	Priority Ranking	Objectives	Targets	Description of Activities
Training of Chiefs, Assistant Chiefs (Assistant Registers), Hospital Personnel and TBA's.	1	To create awareness on the importance of registration activities.	To undertake training by 2008.	Trainings and workshops.

B: New Project Proposals: Local Authority

Project Name Location/Division	Priority Ranking	Objectives	Targets	Description of Activities
Lamu Open Drainage System	1	To provide drainage for Lamu Town.	To construct the drainage by 2008.	Construction works.
Lamu Sewage Disposal	2	To provide sewage for Lamu Town.	To construct the sewage by 2008.	Construction works.
Mpeketoni Sewage Disposal	3	To provide sewage for Mpeketoni Town.	To construct the sewage by 2008.	Construction works.

3.6.7 Cross Sector Linkages

The sector will require very strong linkages with other sectors.

Agriculture and Rural Development will provide food to the sector. The sub-sector will also provide agricultural extension services to those farming in the sector while the Physical Infrastructure Sector will provide the good roads and technical expertise for construction as will as electricity and other forms of energy which can be used to provide training opportunities to prisoners to rehabilitate them and prepare them to form society with skills to earn themselves an income.

The Information Technology is also very important for the development of the sector, as administration requires communication either of policies, or other development issues. During this plan period, ICT will come in handy in ensuring involvement of all stakeholders particularly the civil society in the monitoring and evaluation of the plan. Dissemination of data on the reports of such findings will need to reach all the stakeholders to ensure greater ownership and improve on use of resources and other governance issues.

Health	Health management issues; HIV/AIDS.
Adult Education	Adult literacy.
NGO's and Parastatals	Provide resources for educational facilities; Out of school capacity building to the youth and employment.

3.4.5 Sub-Sector Priorities, Constraints and Strategies

Sub-Sector	Priorities	Constraints	Strategies
Education and Training	Early child development; Support to primary; education; Non-formal Education.	Untrained teachers; Low priority by the government; Lack of awareness of the importance of early child development; High turnover of trained teachers; Inadequate funding to implement activities in primary schools; Lack of transport for inspectors; High cost of education resulting in a high drop out rates; Lack of appreciation by community; Poor physical facilities in primary school; Low completion rate especially girls; Inadequate funds to implement the programme; High drop-out rates; Lack of physical facilities especially in youth polytechnics; Poor community knowledge on the importance of the vocational and other non-formal education.	To increase training places for pre-primary school teachers in ASAL districts; The government to take over running of ECD programme; Organisation involved in ECD should consider payments to pre-school teachers; In collaboration with NGO's and other development partners, educational facilities, text books and other support materials will be increased; Develop a programme supporting girl child education in the district; Integrate the Islamic education to the education curriculum in the district; Review the current curriculum by reducing the workload. Reduce examinable subjects; The government to absorb and pay all part-time teachers; The Ministry of Labour and Employment should provide adequate funds to run the youth polytechnic; Rigorous campaign to promote adult literacy programme; Provision of post literacy materials/books skills to adults.
	Secondary Education Special Education	High cost of education to parents; Inadequate physical infrastructure e.g laboratories, home science rooms, classes and staff houses; Poor access road to some schools; Lack of transport for school inspectors; Lack of text books and other instruction materials; Increased cases of indiscipline; Inadequate school inspection staff. Little attention by government development partners and community on special education; Inadequate trained teachers; Inadequate and poor teaching aids; Negative community attitude towards children with disability.	The government should increase bursaries in the district; Communities should be mobilised to provide physical facilities in schools and text books; Improve the access roads leading to secondary schools; Ministry of Education should provide adequate transport for school inspectors; Strengthen consulting and guidance department in secondary school; Deploy adequate staff in the inspectorate department; DDC to pay closer attention to the development and management of special schools; Train more special education teachers and deploy them to the district; The government communities and other development partners should provide teaching resources; Public awareness through barazas seminars on the importance of special education.

Health and Nutrition	Kenya Expanded Programme on Immunization (KEPI) HIV/AIDS; Programme Malaria control programme; Integrated management of children illness; Reproductive Health Programme; Nutrition Programme.	Low immunization coverage; Inadequate health facilities; Inadequate resources allocation from the government; Inadequate transport; Increasing rate of infection; Denial AIDS exist; Negative attitude towards those affected and infected By HIV/AIDS; Increasing number of orphans, widows and widowers; Unwillingness to change sexual behaviour; Lack of counselling services for those affected and infected High mortality rate; Lack of commitment of community leaders for anti HIV/AIDS programme; Inadequate facilities for screening and reliable supply of re-agents; Increasing resistant to common drugs; Increasing and high rate of infection; High mortality especially expectant mothers and children; Poor access to health delivery points; Use of un prescribed drugs; Inadequate knowledge on management of childhood illness among the health workers. Low knowledge among health workers of current reproductive health issues; Lack of equipment and commodities for reproductive health; Lack of skill by TBAs on reproductive health; Inadequate growth monitoring at facility level; Inadequate feeding for under 5 years.	Increase the number of service delivery points; Government and development partners should allocate more resources to immunization services; The government should provide adequate transport; Management of sexual transmitted diseases (STDs); Health Education; Training of Health workers; Voluntary counselling and testing; Support for home based care programmes; Promotion of HIV/AIDS education; Development of community support programme for orphans, widowers and widows; Involvement of leaders on HIV/AIDS activities; Provision of adequate and reliable screening and reagents to health centres; Care management; Training of communities own person on malaria control; Lorviciding; Bush clearing; Treating of mosquito nets; Provision of mosquito nets to pregnant women; Prophylactic treatment for ant-natal mothers; Training of health workers on IMCI; Effective case management of childhood illness of under 5 years. Updating health workers on reproductive health issues; Routine anti-natal and family planning issues; Training TBAs (Traditional Birth Attendance); Growth monitoring at facility level; Supplementary feed for under 5; Establishment of demonstration kitchen gardens; Growth monitoring at community level; Home visiting.
Culture and Social Services	Gender and Development; Mobilization of communities in development.	Lack of funds and transport; Lack of collateral for members to obtain credit from the banks and other financial institutions; High levels of poverty in the district has also minimized community initiatives; Low levels of literacy makes it difficult to input the new skills of entrepreneurship; Lack of physical facilities i.e. cultural resources centre, family life training and playing grounds.	Encourage of credit facilities e.g. women finance trust to invest in the district; Train and educate members in formation of co-operatives in collaboration with Departments of Agriculture, Livestock and Co-operatives; Community sensitisation on formal and non-formal education; Support to informal sector initiatives as a way of providing employment hence reducing poverty levels and accelerate growth; Mobilise women and involve them in development activities by taking active role of office bearers.

3.4.6 Project and Programmes Priorities

A. On-Going Projects and Programmes: Education and Training

Project Name Division/Location	Objectives	Targets	Description of Activities
Early Childhood Development District wide	To make the community be more committed in ECD activities and support.	Increase community awareness in ECD activities; Increase access to ECD centres by 20%.	Community capacity building; Improve ECD services.
Primary Education School Feeding Program District wide	To help and improve in nutrition and assist the hunger stricken community.	Reduce hunger levels and improve nutrition by 30%.	Supply of SFP to schools for use by the children.
Supply of Text Books to School District wide	To improve text books situation in schools.	Reduce the textbook-sharing ratio and have enough reference books.	Supply of key text books for better education performance.
Building of Physical Facilities in Our Schools District wide	To improve physical facilities situation in our schools.	Improve the physical facilities situation from 37% - 48%.	Building of essential facilities in our schools.
Supply of Furniture to Schools District wide	Improve the furniture situation in our schools for better achievement in education	Improve the furniture situation in our schools from 20% to 50%	Supply of essential furniture to our schools
Girl Child Education District wide	To improve, access, retention, performance and transition levels for the girl child	Improve access, retention, performance and transition to 50%	Community sensitisation on education to girls
Secondary Education; Building and Rehabilitation of Schools and Physical Facilities District wide	To improve the physical facilities to accommodate the current curriculum changes and maintain the existing ones.	To improve the physical facilities situation from 58% - 70%	Building of physical facilities and rehabilitate the existing ones which are in poor conditions
Bursaries in All Secondary Schools District wide	To improve retention, performance and transition rates for both boy and girl child	To improve current retention, performance and transition rates from 70% to 80%	Collecting and awarding bursaries to need students
Monitoring, Supervision and Evaluating District wide	To check and control better educational standards	To rise the current education standard to better ones	Inspection of schools and advising teachers and community accordingly
Training and Insets to Education Providers District wide	To empower the technical arm for better educational standards and performance	To make educational providers be knowledgeable on the current changers and issues.	
Adult Education Distribution of Teachers District wide	To promote the enrolment in all the divisions which will boost the literacy level further.	Increase the number of part time teachers and full time teachers by 10% in the entire district annually	Equating the teachers both qualified and part time teachers in all the divisions.
Establishment of new centres District wide	To enhance enrolment and sustaining the literacy skill through post literacy.	Increasing the number of learners by 20% annually.	Initiating the centres for basic literacy and for post literacy.
Initiating of More Income Generating Projects District wide	Sustainability of the literacy learners in the centres and improve their standard of living hence reduce the poverty.	To increase present number of IGP by 30% annually and train the 67 adult teachers on project development and management.	All the teachers to start income generating projects with their learners which should be registered with social services and undertakes learning while learning.
Literacy Campaign and Recruitment Drive District wide	Creation of awareness to the community to understand the importance of the literacy society in development endeavour; Sustaining the literacy through post literacy.	To hold two public meetings in each division annually.	Literacy campaign to be done by all the field officers to enable easy recruitment of learners

Registering More KCPE Candidates District wide		To increase the KCPE candidates by 10% in the entire district annually.	Preparing those who intend to sit for KCPE as private candidates and registering them if deemed fit for exam.
Revitalizing of Advisory Committees District wide	Improve the collaboration with other adult education providers.	To have 2 advisory committee meetings annually at all levels.	Conducting meetings for these committees.

B: New Projects programmes: Education Department

Project Name	Priority Ranking	Objectives	Targets	Description of activities
Early Childhood Development District wide	1	To sensitise the community so that they become aware of the importance of pre-primary education	To ensure that at least 80% of the children have access to pre-primary education	Community sensitisation on the importance of Pre-Primary education
Health Growth Monitoring District wide	2	To encourage all the pre-primary centres acquire health, growth monitoring equipment and conduct the activities	To ensure that health, growth and monitoring activities start in all the pre-primary centres	Conduct health, growth and monitoring activities in pre-primary schools
Support Nutritional Feeding Program District wide	3	To help the children get balanced mid-day meals for better growth	To control and improve nourishment levels from the current 40% to 60%	Community support on balanced feeding programs for the growing children
Sustainable Programs to Support Pre-Primary Schools and Activities District wide	4	To sensitise and mobilize the community for sustainable activities and projects for Pre-Primary schools	To improve the current community support to the Pre-primary education	Sensitise and mobilize the community for sustainable activities and projects for pre-primary schools
Primary Education School Feeding Program District wide	5	To help and improve nutrition and assist the hunger stricken communities	Reduce hunger levels and improve nutrition by 40%	Supply of SFP to schools to be used by needy children
Supply of Textbooks to Schools District wide	6	To improve the textbooks situation in the district	To improve performance in education	Supply of textbooks to schools for better performance
Girl Child Education District wide	7	To help the community to support girl child education and have clear strategies to extend the program	Initiate some community programs which will focus on Girl Child Education	Community support to Girl Child Education
HIV/AIDS Education District wide	8	To sensitise and mobilize the school community against the HIV/AIDS scourge	Improve the awareness and preventive measures on the HIV/AIDS scourge	Sensitise and mobilize the school community on HIV/AIDS education
Building of Physical Facilities in Schools District wide	9	To continue building and improving the physical facilities in our schools	Improve the physical facilities situation from 50% to 60%	Continue building of physical facilities in our schools
Children in Need Special Protection District wide	10	To reduce or stop child abuse activities	Reduce or stop child abuse issues	Sensitise the community including the children on the rights of the children to be protected
Supply of Furniture to Schools District wide	11	To improve the furniture situation in our schools for better achievements in education	To improve the furniture situation in our schools from 50% to 60%	Supply of essential furniture to our schools
Sustainable Projects for School Management and Insets District wide	12	To sustain all viable projects and programmes in our schools	To sustain all viable projects and programmes in our schools	Projects and programmes to sustain SFP, management and insets
Building and Rehabilitating the	13	To improve and maintain the physical facilities	Improve the current physical facilities	Build and rehabilitate physical facilities

Physical Facilities in Secondary Schools District wide			status	according to needs
Bursary District wide	14	To improve retention, performance and completion rate in our secondary schools	Improve the current retention, performance and completion situation	Collection and warding bursaries to need students
Income Generating Projects District wide	15	To reduce poverty and sustain some school expenditure	Improve income generation activities in our schools	Plan and execute projects and programs on income generation

A: Ongoing Projects and Programmes: Health and Nutrition

Project Name	Objectives	Targets	Description of Activities
Immunisation District wide	Increase routine immunization coverage; Polio eradication.	Increase coverage from 65% - 90%; Eradicate Polio by the year 2002.	Routine immunisation in all health facilities; Outreach services in 5 centres; Sub-National immunization days; Active EPI surveillance activities.
Malaria District wide	Reduce prevalence of malaria; Reduce malaria pregnancy related complications.	Reduce prevalence by 10%; Reduce malaria pregnancy related complication by 10%.	Case management; Training of community's own resource persons on malaria control; Lorviciding; Bush clearing; Treating of mosquito nets to pregnant women; Prophylactic treatment for ante-natal mothers.
IMCI District wide	Reduce morbidity and mortality among under fives.	Reduce morbidity by 29%; Reduce mortality by 5%.	Training of health workers on IMCI; Effective case management of childhood illness in under fives.
HIV/AIDS District wide	To reduce prevalence of sexually transmitted infections (STI); Reduce mother to child transmission of HIV.	Reduce prevalence of STI by 2%.	Syndrome management of STDS; Health education; Training of Health workers and other stakeholders; Counselling for VCT.
Reproductive Health District wide	To reduce maternal morbidity and mortality.	Reduce morbidity by 20%; Reduce mortality by 5%.	Updating health workers on reproductive health issues; Routine anti-natal and family planning services; Equipping health facilities with reproductive health commodities and equipments; Training TBAS.
Communicable Diseases Typhoid District wide	Reduce morbidity and mortality.	Reduce morbidity and mortality by 10%.	Treatment of specific conditions; Health education prevention and control; Training of health workers on effective case management.
Nutrition District wide	Decrease malnutrition rates.	Reduce malnutrion by 5%.	Growth monitoring at facility level; Supplementary feeding for under fives; Establishment of demonstration kitchen gardens; Growth monitoring at community level; Home visiting.

B: New Project and Programme: Culture and Social Services

Project Name Location/Division	Priority Ranking	Objectives	Targets	Description of Activities
District Credit Scheme District wide	1	Reduce poverty and create employment	To alleviate poverty	Grant funds to the income generating activities
Project for the Disabled District wide	2	Resettlement of the disabled after training	To mainstream the disabled in the income generating activities	Empowerment of the disabled to run their own projects
Community Based Nutrition Programme	3	Enhance nutritional levels in the district.	Cover infants and children to reduce IMR 72/1000 to 30/1000.	Conduct training for CBOs/NGOs and community.
Family Life Training Project Amu Division	4	Training of women and TBS on modern methods of delivery and after care.	Avoid spread of HIV/AIDS; Reduce infant mortalities.	Construction of a family life training centre.
Gender Development and Sensitisation District wide	5	To promote gender equity.	By 2008 improve participation of both men and women in development activities.	Trainings; Seminars; Workshops; Tours.
Renovate Tawfiq Stadium	6	To improve the condition of the stadium	By 2008 to complete all renovation works.	Renovation works
Training Sportsmen and Women District wide	7	To improve sports in the district.	Train sportsmen and women by 2008.	Trainings; Seminars; Workshops.
Purchase of Sports Facilities and Equipment's	8	To improve sports in the district.	By 2008 purchase necessary equipments.	Purchasing of equipments.
Cultural Resource Centre Projects District wide	9	Preservation of material and non-material culture.	Promotion of national unity and our heritage.	Construction and equipment of cultural centre.
Training on HIV/AIDS Pandemic District wide	10	Advocacy, awareness creation and sensitisation.	Stop spread of HIV/AIDS.	Training the groups.

3.4.7 Cross Sector Linkages

Human Resource Development sector is linked to other sectors in the following way:

Agriculture and Rural Development – feeding the population and providing building materials for construction of classrooms and health facilities; Infrastructure Development – providing technical personnel on construction of buildings (schools, and health facilities); Information Technology - providing modern learning methods with the use of faxes and E-mail Internet; and Public Administration, Safety, Law and Order – sector requires good governance and security for smooth implementation of activities.

3.5 INFORMATION COMMUNICATION TECHNOLOGY

3.5.1 Sector Vision and Mission

The vision and mission of the sector is "for Kenya to be at the forefront in Africa in the use of ICT to improve the quality of life and competencies" while its mission is "to promote an enabled society by developing a National Information Infrastructure (NII) and skills for all Kenyans regardless of geographical or socio-economic status".

3.5.2 District Response to Sector Vision and Mission

The district at the moment has inadequately developed adequate information technology infrastructure. However, the distribution of postal services is adequate. The district has 51 computers owned by various developments and agencies, 19 of the computers are equipped with E-mail services. Also the district has over 800 rental boxes leased out of 1,850 available.

Telecommunication services are adequate though under-utilised. Utilisation will improve full development of fisheries, tourism and commercial cash crop cultivation.

3.5.3 Importance of the Sector in the District

The sector facilitates commerce and trade especially in the tourist industry. Information dissemination is crucial in agricultural marketing of horticultural crops. Thus information would enable one to know the markets to obtain better price for their produce. Within the district information technology is very useful in provincial administration and security measures. New technological innovations could be disseminated to the community easily through posters, radio and close TV. The Adult Continuing Education (ACE) can also be disseminated through the mass media.

The DIDC established in the district is a resource centre where all information on important development aspects relevant to the district can be found and is therefore useful for local research purposes.

3.5.4 Role of Stakeholders in the Sector

Stakeholder	Role
Government	Involved in the provision of policy framework for the sector and licence services provided.
TelKom Kenya	Involved in provision of telephone facilities.
Kenya Broadcasting Co-operation	Sensitisation of communities through radio and information, education to the district.
NGO's and churches	To enhance computer literacy in the district.
Nation Group and Standard	Dissemination of information using the newspapers.
DIDC – District Information and Documentation Centre	Data bank for the district.

3.5.5 Sub-sector Priorities, constraints and Strategies

Sub-Sector	Priorities	Constraints	Strategies
ICT Policy	Formulate policy on ICT in the district; Development framework for electronic contracts, taxation and security; Formulate policy for provision of incentives for technology, investment in the district.	Lack of a regulatory framework for IT development; Lack of access to the technology, costs of the equipments and the relevance and content of the training programme.	To formulate a policy to regulate ICT development with special interest in rural areas; To develop a consistent digital transaction policy, regulatory and legal framework for electronic contracts, taxation of commerce, security and cyber crimes.
ICT Implementation	Strengthen ICT capacity to support core mission activities in all ministries and departments; Develop District Information Infrastructure; Develop user base capable of responding to the demands of the global information economy (enabled society); To encourage technological investment in the district; Support 3NE electronic activities.	Ignorance on the importance of IT in all sectors of the district economy; High cost of equipment; Lack of adequate infrastructure in the district; High taxes on hardware and soft ware; Lack of computer in the district; Inequitable technology dissemination and disparities (digital divide).	To establish e-government posta to improve service delivery; Make partnership with private sector; Provide baseline access to ICT through tele-centres, info-kiosks, digital villages; Community access points and school nets; To facilitate participation in global information, through development of e-commerce in the district.
Information Management	To improve patronage of DIDC; Construction of DIDC facilities.	Unavailability of DIDC and other libraries in the district; Inadequate information infrastructural facilities; Lack of finance.	To construct and make operational DIDC; Provide the DIDC with computer hardware and relevant development planning software; To provide adequate resources to procure correct periodicals.
Human Resource Development	Develop technical expertise; Encourage training on IT in local institutions in order for the district to appreciate the importance of the sector.	Lack of training institutions in the district; Inadequate human resources capable of responding to the demand of the new global, information age; Inadequate complementary such as electricity, telephones data services and financial services; Lack of knowledge on training programme.	Invest in IT training in local institutions for community to appreciate the importance of the sector; Formulate a policy to regulate IT development with special interest on rural areas access to the equipment and the relevance and content of the training programme.

3.5.6 Project and Programme Priorities

A: On-going Projects/Programmes: Information Management

Project Name Location/Division	Objectives	Targets	Description of Activities
District Information and Documentation Centre (DIDC) – DPU Hindi Division Mokowe Location	To house district planning members who are currently housed in scattered rental premises.	To complete the DPU and equip it with the necessary equipment and staff by 2008.	Completing construction of the District Planning Unit/DIDC; Equipping the DIDC.

B: New Project Programmes: Information Management

Project Name	Priority Ranking	Objectives	Target	Description of Activities
District Information Office Mokowe Location Hindi Division	1	Inform, educate, and entertain the masses; Dissemination of the news gathered.	Construct the office by 2008.	Assist in news gathering in various centres.
Office Communication Equipment Amu Division	2	To inform the masses/create awareness.	Purchase the equipment by 2008.	Purchase the equipment.
Sub-District Information Office Mpeketoni Division	3	Inform, educate and entertain the masses; Dissemination of the news gathered.	Construct the office by 2008.	To facilitate in dissemination news various parts of the district.

3.5.7 Cross Sector Linkages

Information Communication Technology is a relatively new concept in the district. For that reason, the majority of the population is not conversant with the various uses and operation of IT equipment. However, the sector has various linkages with other sectors.

The role of the government to this sector is promotion of its use. Through DIDC, the government would promote, collect, analyse and dissemination of information. Increased use of various documents will lead to increased efficiency in provision of services to the people.

The private sector also has the major role of investing in the sector, for example providing training services and information technology equipment. The sector is also linked to human resource development, as adequately trained personnel will maximise the usage of ICT. The education sub-sector can influence the performance of the sector by introducing IT training in the local learning institutions starting right from the primary schools. A few learning institutions may be used to provide computer training/skills.

This sector needs physical infrastructural and social services in order to grow particularly electricity to facilitate introduction of computers in the rural areas of the district, particularly urban and market centres. This can promote alternative means of income generation, employment outlets and strengthen access to information of development purposes. Thus the sector is linked to all sectors.

3.6 PUBLIC ADMINISTRATION, SAFETY, LAW AND ORDER

3.6.1 Sector Vision and Mission

The vision of this sector is" prudent management and governance in order to maximize the welfare of all Kenyans", while its mission is "to promote socio-economic and politically stable development of the country through the provision of good and democratic governance and development administration, efficient management of human resources and capacity building, visionary economic planning and prudent fiscal policies, ensuring overall macro-economic and the creation of an enabling stability environment and the for economic growth and development".

3.6.2 District Response to Sector Vision and Mission

In order to create an enabling environment that is conducive to sustainable development of all sub-sectors in this sector will strive to promote efficient management of resources by installing standards of financial discipline that focuses on value for money and adoption of democratic governance that is accountable and sensitive to the people.

During the Plan period, emphasis will be put on community participation in development issues and security. In the administration of justice efforts will be made to improve linkages the police, courts, penal institutions and other stakeholders to ensure quick disposal of cases that are brought to court. This will enhance the administration of justice.

3.6.3 Importance of the Sector in the District

Maintenance of law and order is very vital for any development in the district. Investors cannot invest in an environment of uncertainty. Therefore the sector will play a crucial role in availing a conducive environment for investment. This environment will be achieved through improved security, sound economic and financial management, development oriented administration and a judicial system that will ensure speedy and effective administration of justice.

3.6.4 Role of Stakeholders in the Sector

Stakeholders	Role
Provincial Administration	The police and the judiciary will ensure that there is law and order.
Penal Institution and Probation Department	These will play the role of ensuring that the offenders who go to prison or put under probation are helped to come out of their life of crime and trained to become useful members of society.
Finance and Planning	This sub-sector will put in place mechanism to ensure sound planning and accountable transparent financial systems.
Public	The public will play the role of providing relevant information to this sector and initiating planning and implementation of the development beside monitoring and evaluation.

3.6.5 Sub sector Priorities, Constraints and Strategies

Sub Sector	Priorities	Constraints	Strategies
Financial Management	The sub-sector will strive to install high sense of discipline in all spending units in the district and put in place a mechanism to maximize revenue collection for all revenue centres.	Lack of adequate funds; Lack of transport; Limited training opportunities; Poor starting levels.	Regular and surprise checks of all revenue collection centres to ensure that revenue due to government is collected and accounted for; Strictly enforce of all accounting procedure. Instruction to enhance financial discipline; Improve the staffing levels in the district treasury to

			enhance the performance of the treasury.
Provincial Administration and Police	Maintenance of security.	Increasing cases of insecurity Inadequate funding; Inadequate trained manpower and transport; Lack of modern communication equipment.	Reduce illegal firearms in the hands of the public; Address community conflicts and enlist them in maintaining their own security; Provide adequate resources and vehicles to the police force; Deploy and train personnel.
Administration of Justice	Law and Order	Inadequate manpower and resources; Slow dispensing of justice; Lack of co-ordination between the various actors; Inadequate staff in the court of Lamu.	Train more manpower; Provide transport in the court and prison department; Introduce non-custodian sentences; Improve prison and other corrective centres; Enhance proper co-ordination between stakeholders.
Probation Services	Crime prevention and rehabilitation of offenders	Lack of adequate funding; Lack of transport; Inadequate personnel; Lack of work tools.	Provide adequate funds to probation department; Provide serviceable vehicle to the department; Deploy personnel to the district; Provide tools for rehabilitating the offenders.
Local Governance	Strengthen local community governance structure such as Local Authorities, NGO's, CBO's and Project Committees to make more transparent and accountable in the management of local resources.	Lack of resources (funds, vehicles, materials and personnel); High rate of illiteracy will also impact negatively on our effort to mobilize community to participate in decision-making.	All stakeholders i.e. to be involved in mobilization and training through seminars workshops and public meetings to sensitise community on their rights and responsibility in ensuring good governance, rights and responsibility, governance of resources; Resources to be sourced from stakeholders to facilitate raining/workshops and public meetings; Communities will be empowered to democratically elect their leaders, project committees and self help groups.

3.6.6 Project and Programme Priorities

A: On going Projects and Programmes: Provincial Administration

Project Name Location/Division	Objectives	Targets	Description of Activities
Rehabilitation of Administration Police Quarters and Construction Of Five New Rooms at The District Headquarters	Provide decent housing for security officers to boost their morale.	Increase housing facilities to cater for all APs in district headquarters.	Replace broken parts or damaged areas and repainting; Construction of 5 new units.
Construction of a Security Outpost Ndeu Hindi Division	Provide housing to security officers to beef up security in the area.	Ensure settlement activities take place in a safe environment; Ensure settlement activities	Construction of new 10 rooms.

		take place uninterrupted by banditry attacks.	
Rehabilitation of DOs Office and Residence Faza Division	Provide decent housing.	Boost office morale and ensure safety of officers	Replace broken fitting and repairing.
Rehabilitation of DOs Residence Mpeketoni Division	Provide decent housing.	Ensure safety of officers.	Replace damaged fittings and repairing.
Installation of VHF/Radio Faza Divisional Headquarters	Ensure communication.	Ensure all divisions have VHF radio facility for easy communication.	Install radio set, solar panel battery and aerial.

B: New Project Proposals: Provincial Administration

Project Name Location/Division	Priority Ranking	Objective	Targets	Description of Activities
District Commissioner's Office Block	1	To offer adequate office accommodation to all the units within DC's office; To offer better and adequate efficient services.	Ensure all units have adequate office space for staff and equipment used in office work e.g. computers, faxes shredders etc.	Construction of a new DC's office block. **Justification** Presently the headquarters on Lamu Island are condemned structures. Construction of an office block at Mokowe will enhance a more effective administration and ease transport problems. The project was also a priority during the last plan period.
Training District wide	2	Equipping officers with skills of the job; Equipping officers with computer knowledge.	Ensure all cadres are trained in their relevant fields; Ensure all District Officers and Commissioners are computer literate.	Organise training sessions/workshops for assistant chiefs/chiefs, DO's and DC's seminars for other cadres working in administration offices. **Justification:** To boost efficiency of the officers
Communication Information Technology District wide	3	Easy flow of official work information; Efficiency in information storage and processing.	Ensure every division has a telephone; Proved the DC and divisional officers with computers to enhance efficiency.	Installing telephones; Installing computers. **Justification:** Officers lack necessary skills to operate for information technology.
National AIDS Control Council Activities (DACC) District wide	4	To control HIV/AIDS in the district; To coordinate HIV/AIDS activities in the district.	To reduce HIV/ AIDS prevalence in the district from the current 2% to 0% by the end of the plan period.	To conduct workshops, seminars and trainings; To undertake advocacy; To provide support and care to the affected and infected; To mitigate HIV activities into development programmes.

B: New Project and Programmes Proposals: Finance and planning

Name Of Project	Priority Ranking	Objective	Targets	Description of Activities
Project Planning and Appraisal District wide	1	To ensure projects and programmes in the district are properly planned and are of the right designs; To ensure that all projects and programmes are properly appraised before implementation.	To plan and appraise all projects and programmes proposed in the plan by the end of the plan period.	Trainings; Seminars; Workshops; Research; Exchange visits; Tours; Site visits.
Monitoring and Evaluation District wide	2	To ensure all projects and programmes are monitored and evaluated according to set objectives.	To monitor and evaluate all projects to be implemented during the plan	Trainings; Seminars; Workshops; Research;

			period by 2008; Provide monitoring timely reports within the plan period.	Exchange visits; Tours; Site visits.
Multi Purpose Household Based Surveys District wide	3	T o provide data for planning.	To undertake the at least three surveys by 2008.	Data collection, Analysis and presentation.
Improvement of Financial Management at the District Treasury	4	To ensure district treasury is managed efficiently and services are adequately provided.	To improve cash flow by 2008; To computerize the treasury by 2008.	Trainings; Seminars; Workshops; Research; Exchange visits; Tours; Site visits.

B: New Project Proposals: Children's Department

Project Name Location/Division	Priority Ranking	Objectives	Targets	Description of Activities
Juvenile Remand Home	1	Rehabilitation of Juvenile delinquents; Expiration of Juvenile delinquents from adult criminals.	Capacity to accommodate 80 children.	Planning and designing of the institute; Budgeting; Construction of remand homes; Committing children to the institute; Management and administration of the institution.
Volunteer Children Officers (VCO)	2	To assist the only children officer in the district to handle cases of children in need of special protection so as to reduce the caseload at the children's office.	20 Volunteer children's officer (at least 3 from each division).	Identify potential officers within the community; Interview and select the potential people; Train the officers; Seek gazettement of theses officers from the Ministry headquarters.
HIV/AIDS Orphans District wide	3	Identify HIV/AIDS orphans in the district and give them the necessary assistance.	Re-integrate to 500 HIV/AIDS orphans through community fostering to go back to school.	Carry out a baseline survey of orphans affected and infected with AIDS in the district; Make a proper record of all HIV/AIDS orphans in the district; Empower the HIV/AIDS orphans by assisting them with their educational needs; Give HIV/AIDS orphans the necessary guidance and counselling.
Girl-Child Education District wide	4	Support all girls out of school to rejoin school; Enlighten all the girls in the district of their rights; Discourage early marriages among the girls.	Support 100 girls already out of school to rejoin school.	Carry a baseline survey to establish the number of girl children who are out of school in the; Re-integrated all affected girl children back to school; Establish crisis desks dealing with all cases of children in need of special protection at all.

Elimination of Child Labour District wide	5	To stop children in the district from engaging in child labour and take all affected children to school.	Re-integrate 80 children back to the society and take them back to school.	Identify children in the district who are engaged in child labour; Advocacy and awareness creation against child labour; Identify a school to take them; Re-integrate all child labourers back to school; Supervise the children so that they do not leave school again.

B: New Project Proposals: Police Department

Project Name Location/Division	Priority Ranking	Objectives	Targets	Description of Activities
Construction of Police Stations - Hindi District Headquarters and Kiunga Police Station	1	Provide conducive working and living conditions of the officers in an effort to improve security, curb crime and banditry activities in the district.	Construct the two police stations by 2008.	Construction of the two police stations. **Justification:** The district needs the police stations to improve security operations.
Construction of Police Posts	2	Improve security, curb crime and banditry activities in the district.	Construct the three police posts by 2008.	Construction of three police posts to improve security
Rehabilitation of Mpeketoni Police Station and Construction of Police Residential Quarters at Mpeketoni	3	Improve working and living conditions of the officers in an effort to improve security, curb crime and banditry activities in the district	Renovate all offices and staff houses before 2008.	Renovation of the offices and staff houses; **Justification** The condition of most houses has deteriorated and there is need to improve the condition.
Rehabilitation of Police Residential Quarters Amu Division	4	Improve living conditions of the officers in an effort to improve security, curb crime and banditry activities in the district.	Renovate all offices and staff houses before 2008.	Renovation of staff houses. **Justification** The condition of most houses has deteriorated and need urgent improvement.
Modern Communication Equipment District Wide	5	Ease communication.	To put the communication facilities in all stations by 2008.	Purchase and install modern equipment. **Justification** The available sets are old and need replacement.

B: New Project Proposals: Prison

Project Name Location/Division	Priority Ranking	Objectives	Targets	Description of Activities
Replacement of Prison Security Perimeter Fence	1	To improve security in the prison.	By 2004 to complete replacing the perimeter fence.	Installation of fence at the damaged areas. **Justification** The existing fence has worn out and needs replacement.
Construction of Staff Houses	2	To provide accommodation for the officers.	By 2008 to complete the 20 houses.	Construction of staff houses to house the prison staff. **Justification** There are no sufficient staff houses to house all the prison officers.
Construction of Prisoners Mess	3	To provide a mess for the officers.	By 2008 to construct the mess to	Construction of the mess.

			completion.	**Justification** The prison does not have a mess.
Construction of Prisons Yard and Building	4	To provide yard for the prison.	By 2008 to construct the yard to completion.	Construction of yard.
Completion of Prisoners Segregation Block	5	To improve the situation in the prison.	By 2008 complete the segregation block.	Completion of the building. **Justification** This was an on-going project funding stopped in 1987, and there is need to complete the Project to avoid becoming a white elephant.
Completion of Staff Canteen Complex	6	To provide services to the prison staff.	By 2008 complete the canteen.	Completion of the canteen. **Justification:** Stalled project, need to complete the project to serve its objectives.

B: New Project Proposals: Probation

Project Name Location/Division	Priority Ranking	Objectives	Targets	Description of Activities
Construction of District Probation Office Hindi	1	To provide office accommodation.	To construct the office by 2008.	Construction of the offices.
Training and Workshops	2	To create awareness on probation activities.	To undertake training by 2008.	Trainings and workshops.
Community Service Order and After Care Services	3	To rehabilitate the offenders in order to generate income in their living.	Members of the public to be aware of the project; To rehabilitate offenders.	Conduction of enquires writing reports to present to the court, supervision of community service order Training on the operation of the community service order. **Justification:** To rehabilitate more offenders and avoid over-crowing in jails.
HIV/AIDS Education	4	Provide education and awareness on HIVAIDS to offenders.	Organize Trainings and workshops by 2008.	Trainings; Workshops; Tours; Reports. **Justification:** Create awareness and avoid increasing incidences of HIV/AIDS amongst prisoners.

B: New Project Proposals: Judiciary

Project Name Location/Division	Priority Ranking	Objectives	Targets	Description of Activities
Renovation of Lamu Courts	1	To improve working conditions of the personnel working in the court.	By 2008 complete renovation.	Rehabilitation of the court. **Justification:** The court buildings have deteriorated.
Construction of Court Building at Hindi	2	To provide office space at Hindi to facilitate court operations.	By 2008 complete construction of the court.	Construction of the court **Justification:** There is no court facility at Hindi.

B: New Propjet Proposals: Civil Registration (Birth and Deaths)

Project Name Location/Division	Priority Ranking	Objectives	Targets	Description of Activities
Training of Chiefs, Assistant Chiefs (Assistant Registers), Hospital Personnel and TBA's.	1	To create awareness on the importance of registration activities.	To undertake training by 2008.	Trainings and workshops.

B: New Project Proposals: Local Authority

Project Name Location/Division	Priority Ranking	Objectives	Targets	Description of Activities
Lamu Open Drainage System	1	To provide drainage for Lamu Town.	To construct the drainage by 2008.	Construction works.
Lamu Sewage Disposal	2	To provide sewage for Lamu Town.	To construct the sewage by 2008.	Construction works.
Mpeketoni Sewage Disposal	3	To provide sewage for Mpeketoni Town.	To construct the sewage by 2008.	Construction works.

3.6.7 Cross Sector Linkages

The sector will require very strong linkages with other sectors.

Agriculture and Rural Development will provide food to the sector. The sub-sector will also provide agricultural extension services to those farming in the sector while the Physical Infrastructure Sector will provide the good roads and technical expertise for construction as will as electricity and other forms of energy which can be used to provide training opportunities to prisoners to rehabilitate them and prepare them to form society with skills to earn themselves an income.

The Information Technology is also very important for the development of the sector, as administration requires communication either of policies, or other development issues. During this plan period, ICT will come in handy in ensuring involvement of all stakeholders particularly the civil society in the monitoring and evaluation of the plan. Dissemination of data on the reports of such findings will need to reach all the stakeholders to ensure greater ownership and improve on use of resources and other governance issues.

CHAPTER FOUR

IMPLEMENTATION, MONITORING AND EVALUATION MATRIX

4.0 INTRODUCTION

This chapter elaborates the monitoring and evaluation mechanism to be used during the Plan implementation period 2002-2008in determining the progress made by the various Poverty Reduction Strategies through the various performance indicators identified. It entails setting up of clear goals and identification of variables to be used to measure progress towards set targets. The systems will help in following the progress made towards the overall achievement of the plan theme.

4.1 INSTITUTIONAL FRAMEWORK FOR MONITORING AND EVALUATION SYSTEMS IN THE DISTRICT

Monitoring and evaluation process is in-built in all projects/programmes proposed in the 2002-2008 DDP. The matrix provides a systematic means of monitoring and evaluation of the projects as it provides project name, cost, timeframe for implementation, monitoring and evaluation indicators, monitoring tools, implementing agency and stakeholders responsibilities.

In order to ensure that all stakeholders are involved in implementation of the Plan, it is important to ensure that an institutional framework is developed from the grass roots to the national level. At the village, sub-location and locational level, the Project Management Committee will conduct the monitoring and evaluation. They will thus oversee the day-to-day implementation of the projects on a continuous basis.

At the provincial level, the Provincial Monitoring and Evaluation Committee will monitor and evaluate the projects and programmes. While at the National level, the Ministries headquarters will monitor and evaluate the Medium Term Projects.

At the district level, the District Monitoring and Evaluation Committee, which will be composed of the District Commissioner, Heads of Departments and representatives of other development partners, will strengthen the District Development Committees reports will be submitted on a quarterly basis to the PMEC.

At the divisional level, monitoring and evaluation will be undertaken by the Divisional Monitoring and Evaluation Committee (Div M&EC), which will be composed of the Divisional District Officer, divisional departmental heads and representatives of other development partners operating in the division. The membership will therefore be drawn from the Divisional Development Committee; therefore the Div. MEC will be a sub-committee of the Divisional Development Committee. The Monitoring will be done quarterly through field visits. This will include the preparation of comprehensive quarterly M&E reports to be submitted to the DMEC.

The District Information and Documentation Centre will be strengthened to enable analysing, storing, retrieving and channelling of M & E information of all stakeholders to facilitate fast corrective actions. The M & E system will be in-built in all the Annual Work Plans and budgets, and the main M & E tools will be through field visits, annual quarterly reports, annual reviews, DDC/DEC meetings and expenditures.

4.2 IMPLEMENTATION, MONITORING AND EVALUATION MATRIX

4.2.1 Agriculture and Rural Development

Project Name	Cost Kshs.	Time Frame	M & E Indicators	Monitoring Tools	Implementing Agency	Stakeholders Responsibility
Mango Production	13 million	2002-2008	Acreage under mango; No. of bulking plots established; No. of nurseries established; No. of seedlings produced; No. of tones produced; No. of sites developed.	Progress reports; DDC/DEC; Field visits; Training reports; Annual work plan.	GoK (DALEO)	GoK to provide funds, personnel; CDA & NGO's to provide funds and farm inputs; Farmers to participate.
Coconut Improvement	7 m	2002-2008	Acreage under coconut; No. of bulking plots; No. of nurseries established.	Progress reports; DDC/DEC; Field visits; Training reports; Annual work plan.	GoK (DALEO)	GoK to provide funds and personnel Farmers to participate NGOs to provide funds and capacity building; Private sector to buy the products.
Ceramic Liners	1 m	2002-2008	Acreage under ceramic liners; No. of bulking plots; No. of nurseries established.	Progress reports; DDC/DEC; Annual Reports; Field Visits Annual work plan.	GoK (DALEO)	GoK to provide funds and personnel Farmers to participate NGO's capacity building.
Seed Bulking	2.5 m	2002-2008	No. of farms. No. of demonstration centres; No. of sites developed.	DDC/DEC; Annual reports; Field visits; Annual work plan and progress report.	GoK (DALEO)	GoK to provide funds and personnel; Farmers to participate; NGOs to provide capacity building;
Bee Keeping	2.5 m	2002-2008	No. of bee hives purchased; Output of honey per year; No. of sites developed; People involved in bee keeping.	DDC/DEC; Progress Reports; Field visits; Annual reports.	DLPO	GoK to provide funds and personnel; Farmers to participate; NGOs and CBOs to train communities .
Dairy Development	5 m	2002-2008	No. of animals improved; No. of demonstrations Acreage of Napier grass; Milk production output; No. of animals upgraded.	DDC/DEC; Progress Reports; Field visits; Annual reports.	DLPO/DVO	GoK/Donor to provide funds and personnel NGOs to provide capacity.
Resource Farmer	2.5 m	2002-	No. of training	DDC/DEC;	DALEO	GoK/Donor to

Training		2008	No. of on and farm training No. of field visits; No. of exchange visits.	Progress Reports; Field visits; Annual reports.		provide funds and personnel; NGOs to provide capacity.
Improvement of Indigenous Chicken	2 5 m	2002-2008	No. of improved cocks; No. of sites developed.	DDC/DEC; Progress reports; Annual reports; Annual work plan.	DLPO DVO	GoK to provide funds and personnel ; NGOs and CBOs to provide training and inputs; Community to participate.
Soil Conservation	0.5 m	2002-2008	No. of farms; No. of sites developed; No. of demos; No. of catchments areas.	DDC/DEC; Progress reports; Annual reports; Annual work plan.	DALEO	GoK to provide funds and personnel NGOs and CBOs to provide training and inputs; Community to participate.
Cashewnuts Industry Rehabilitation	9 m	2002-2008	No. Of nurseries established; No. Of seedlings produced.	DDC/DEC; Progress reports; Annual reports; Annual work plan.	CDA	GoK to provide funds and personnel NGOs and CBOs to provide training and inputs; Community to participate.
Horticultural and Irrigation Programme	3 m	2002-2008	No. of irrigation schemes; No. Of sites developed.	DDC/DEC; Progress reports; Annual reports; Annual work plan.	CDA	GoK to provide funds and personnel NGOs and CBOs to provide training and inputs Community to participate.
Livestock Development and Veterinary services	8 m	2002-2008	No. of animals; Acreage of Napier grass; Milk production Output.	DDC/DEC; Progress reports; Annual reports; Annual work plan.	CDA/DALEO DVO	GoK to provide funds and personnel NGOs and CBOs to provide training and inputs; Community to participate.
Rehabilitation of Cotton Industry	10 m	2002-2008	No. Of nurseries established; No. Of seedlings produced.	DDC/DEC; Progress reports; Annual reports; Annual work plan.	CDA/DALEO DVO/DALEO	GoK to provide funds and personnel; NGOs and CBOs to provide training and inputs; Community to participate.
Eco-Tourism	10 m	2002-2008	No. Of Tourism groups formed; No. Of group activities undertaken.	DDC/DEC; Progress reports; Annual reports;	CDA, KWS DTO	GoK to provide funds and personnel; NGOs and CBOs to provide

						Community to participate.
Information Systems, Rural Development Activities	30 m	2002-2008	Library operationalised Rural press; No. Of entrepreneurs trained. No. of workshop participants.	DDC/DEC; Progress reports; Annual reports; Annual work plan.	CDA, DIO, DDO	GoK to provide funds and personnel; NGOs and CBOs to provide training and inputs; Community to participate.
Veterinary Activities	5 m	2002-2008	No. of Tick control and pest control activities; No. of hides and skins; No. of artificial Inseminations; No. of Tsetse fly trapped.	DDC/DEC; Progress reports; Annual reports; Annual work plan.	DVO	GoK to provide funds and personnel; NGOs and CBOs to provide training and inputs; Community to participate.
Agro Forestry Activities	20 m	2002-2008	Forest wood log established; Mangrove rehabilitation; Gazettement of Boni Lungi forest; Afforestation.	DDC/DEC; Progress reports; Annual reports; Annual work plan.	DFO	GoK to provide funds and personnel; NGOs and CBOs to provide training and inputs; Community to participate.
Environmental Management Activities	90 m	2002-2008	No. of nurseries Established; No. of catchments areas conserved.	DDC/DEC; Progress reports; Annual reports; Annual work plan.	DFO/DEO DSDO/DPHO	GoK to provide funds and personnel; NGOs and CBOs to provide training and inputs; Community to participate.
Lands and Settlement Activities	160 m	2002-2008	No of families settled; No of Plots planned and provided with PDP; Total acreage of settlements demarcated.	DDC/DEC; Progress reports; Annual reports; Annual work plan.	DLASO, DPPQ, DS, DLO,	GoK to provide funds and personnel; NGOs and CBOs to provide training and inputs; Community to participate.
Rehabilitation of Kiunga, Kiwayuu and Mokowe Fish Cold Stores	160 m	2002-2008	No. Of cold storage; Rehabilitated % Of works done.	Reports; DDC/DEC; Site visits.	Fisheries.	GoK – provide funds.
Fisheries Boat Yard	3 m	2002-2008	No. Of cold storage rehabilitated; % Of works done.	Reports; DDC/DEC; Site visits.	Fisheries.	GoK – provide funds.
Extension Services	8 m	2002-2008	No. Of field visits.	Reports; DDC/DEC; Site visits.	Fisheries.	GoK – provide funds.
Fishermen Loan Scheme	400 m	2002-2008	No. Of registered members.	Reports; DDC/DEC; Site visits.	Fisheries.	GoK – provide funds.
Fisheries Survey and Research	10 m	2002-2008	No. Of reports produced.	Reports; DDC/DEC; Site visits.	Fisheries.	GoK – provide funds.
Development of	100 m	2002-	No of sites	Reports;	Fisheries.	GoK – provide

Fish Landing Sites		2008	constructed; Quantity of fish landed in those sites.	DDC/DEC; Site visits.		funds.

4.2.2 Physical Infrastructure

Project Name	Cost Ksh.	Time Frame	M & E Indicators	Monitoring Tools	Implementing Agency	Stakeholders Responsibility
Up-grading of Mokowe Garsen Road to Bitumen Standard	1 B	2002-2008	No. Of Km tarmacked; No. Of vehicles using the road.	DDC/DEC; Reports; Annual Reports ; Community reports; Field visits.	DWO(works); Roads department.	GoK to provide funds and personnel; Donors to provide funds; Private sector to be contracted for works and use the road.
Gravelling Kiunga Road D568 and E865 (Hindi-Kiunga)	400 m	2002-2008	No. Of Km gravelled; No. Of vehicles using the road.	DDC/DEC reports; Annual Reports; Community reports; Field visits.	DWO(works); Roads Department.	GoK to provide funds and personnel; Donors to provide the funds; Private sector to be contracted for works and use the road.
Construction of Faza Foot Bridge	3 m	2002-2004	No. Of people using the bridge.	DDC/DEC reports; Annual Reports; Community reports; Field visits.	DWO (Works)	GoK to provide funds and personnel; Private sector to be contracted for works and use the road.
Mtangawanda Kizingitini Road	100m	2002-2004	Length of Km gravelled	DDC/DEC reports; Annual Reports ; Community reports; Field visits.	DWO (Works)	GoK to provide funds and personnel; Donors to provide the funds; Private sector to be contracted for works and use the road.
Rehabilitation of Mtangawanda Jetty	2 m	2002-2008	No. Of boats using the jetty.	DC/DEC reports; Annual Reports; Community reports; Field visits.	DWO (Works)	-GoK to provide funds and personnel; Donors to provide the funds; -Private sector to be contracted for works and use the road
Gravelling of Mkokoni Road 866	100 m	2002-2008	No. Of KM gravelled; No. Of vehicles using the road.	DDC reports; DEC reports Annual work plan Site visits; Annual reports.	DWO (Works)	GoK – provide funds; Community – provide labour; Donor – provide funds; NGO's Capacity building.
Maintenance of Roads Within Mpeketoni, Hindi and Witu Settlement Schemes	15 m	2005-2008	Length of the roads maintained.	DDC reports; DEC reports; Annual work plan; Site visits Annual reports.	DWO (Works)	GoK – provide funds; Community – provide labour; Donor – provide funds; NGO's Capacity building.
Maintenance of Sea Walls and Jetties	30 m	2002-2008	Meters of sea wall maintained;	DDC reports; DEC	DWO (works)	GoK – provide funds; Donor – provide funds.

			Amount of funds used	reports; Annual work plan; Site visits Annual reports.		
Rehabilitation of Lamu Water Supply and Other water Systems in the District; Mokowe Reticulation System; Kizingitini Water Project (Djabias)	36 m	2002-2008	No. of scheme attendants trained; No. Of scheme Committees trained; No. Of dams/pans developed; No. Of springs protected; No. Of Djabias constructed.	DDC/DEC reports; Annual Work plan; Site visits; Annual reports.	DWO (Water)	GoK – provide funds; Donors – provide funds; Community – participate and provide funds; NGO's funds and capacity building.
Kiunga-Manga Water Supply	60 m	2002-2008	Length of pipes installed; No. Of people served by the supply.	DDC/DEC Reports; Annual work/plan; Site visits; Annual reports.	DWO (Water).	GoK – provide funds; Donors – provide funds; Community – participate and provide funds; NGO's funds and capacity building.
Other Water Systems in the District	10 m	2002-2008	No of water points developed; No. Of people served by the water points.	DDC/DEC reports; Annual work/plan; Site visits; Annual reports.	DWO (Water).	GoK – provide funds; Donors – provide funds; Community – participate and provide funds; NGO's funds and capacity building.
KEN-GEN Power Plant at Mokowe	500m	2002-2008	% of works done; Amount of funds used; No of generators installed.	DDC/DEC reports; Annual work/plan; Site visits; Annual reports.	Officer in charge KEN-GEN.	GoK – provide funds; Donors – provide funds.

4.2.3 Tourism Trade and Industry

Project Name	Cost Kshs.	Time Frame	M & E Indicators	Monitoring Tools	Implementing Agency	Stakeholders Responsibility
Tourism Office	4 m	2002-2008	Office block; Funds Allocated and utilized for the construction.	DDC/DEC reports; Site meeting Annual Report; Work Plan and Budget.	District Tourism Officer.	GoK providing the funds and Personnel.
Training (Capacity Building)	8 m	2002-2008	No. Of training conducted; No. Of people trained.	DDC/DEC reports; Site meeting; Annual Report; Work Plan and Budget.	District Tourism Officer.	GoK – providing funds; NGO's – providing funds and technical know how especially on training; Community to participate.
Establishment of Industrial Area	20 m	2002-2008	No. of Industries; Size of land set aside for	DDC/DEC report; Annual	District Industrial Development Officer.	GoK provide funds and personnel; Private – To provide

			industrial development.	reports; Annual work plan.		funds and technical support; Community to participate.
Industrial Potential of the District	4 m	2002-2008	-No. Of industries; -Nature and amount of raw materials; quality and amount of labour force; Size of market.	DDC/DEC Reports.	District Industrial Development Officer.	GoK provide funds and personnel; Private – To provide funds and technical support Community to participate.
Residential Houses 20 Number	30 m	2002-2008	No. Of houses constructed.	Reports to DDC/DEC Site visits.	KWS	GoK providing funds.
Non-Residential Houses	5 m	2002-2008	Amount of funds spent; Level of the building.	Reports; Site visits; DDC/DEC reports.	KWS	GoK providing funds.
Animal Control	16 m	2002-2008	No. of fields visits.	Reports; DDC/DEC report.	KWS	GoK providing funds.
Open Patrol Track	8 m	2002-2008	Amount of funds used; No. of field visits.	Reports to DDC/DEC.	KWS	GoK providing funds.
Education Outreach	4 m	2002-2008	No. of sites visited.	Reports to DDC/DEC.	KWS	GoK providing funds.
Patrols	8 m	2002-2008	No. of patrols made	Reports to DDC/DEC.	KWS	GoK providing funds.
Workshops	4 m	2002-2008	No. of training; No. of people trained.	Reports to DDC/DEC.	KWS	GoK providing funds.
Modernize Radio Network	10 m	2002-2008	No. of stations established.	Reports to DDC/DEC.		GoK providing funds.

4.2.4 Human Resource Development

Project Name	Cost Ksh.	Time Frame	M & E Indicators	Monitoring Tools	Implementing Agency	Stakeholders Responsibility
Early Childhood Development	16 m	2002-2008	No. of primary schools; Enrolment and dropout rate.	Report to DDC/DEC.	Education	GoK – provide funds; NGO capacity building ; Community to participate.
School Feeding Programme Supply of Text Books Girl Child Education; HIV/AIDS; Education; CNSP; Purchase of Furniture	200m	2002-2008	No. of girls enrolled in primary and secondary schools; No. of furniture purchased.	Report to DDC/DEC.	Education	GoK – provide funds; NGO capacity building; Community to participate.
Secondary Education Building and Rehabilitation Bursary Income Generating Projects and Programmes	80m	2002-2008	No. of class rooms constructed; No. of bursaries issued Enrolment rates.	Report to DDC/DEC.	Education	GoK – provide funds; NGO capacity building ; Community to participate
Education, Basic Functional Literacy	10 m	2002-2008	No. of new literacy centres in	DDC/DEC; Progress	CDA/DAEO/ DSDO	GoK to provide funds and

Adult Continuing Education HIV/AIDS			adult literacy; No. of women mobilized.	reports; Annual reports; Annual work/plan.		personnel; NGOs and CBOs to provide training and inputs; Community to participate.
Rehabilitation of Health Facilities	40 m	2002-2008	No. of Health facilities rehabilitation	Reports to DDC/DEC	Health	GoK – produce NGO- capacity building; Community participation.
Malaria Control	10m	2002-2008	No. of mosquito nets purchased	Reports to DDC/DEC	Health	GoK – produce; NGO- capacity building; Community participation.
Immunization	8 m	2002-2008	No. of children immunized	Reports to DDC/DEC	Health	GoK – produce; NGO- capacity building; Community participation.
HIV/AIDS	16m	2002-2008	Prevalence rates	Reports to DDC/DEC	Health	GoK – produce; NGO- capacity building; Community participation.
Reproductive Health	10m	2002-2008	Family Planning methods	Reports to DDC/DEC	Health	GoK – produce NGO- capacity building; Community participation.
Communicable Diseases	6m	2002-2008	No. of people attending health facilities.	Reports to DDC/DEC.	Health	GoK – produce NGO- capacity building Community participation.
Nutrition	4m	2002-2008	No. of people attending health facilities.	Reports to DDC/DEC	Health	GoK – produce NGO- capacity building Community participation.
District Credit Scheme	30 m	2002-2008	No. of groups trained and provided with credit.	Reports to DDC/DEC	DSDO	GoK – produce NGO- capacity building Community participation.
Disabled Project	10 m	2002-2008	No. of disabled involved in IGA.	Reports to DDC/DEC	DSDO	GoK – produce NGO- capacity building Community participation.
Community Based Nutrition Programme	40 m	2002-2008	No. of training: No. of people trained.	Reports to DDC/DEC	DSDO	GoK – produce NGO- capacity building Community participation.
Cultural Resource Centre	4m	2008	Funds used for the resource centre.	Reports to DDC/DEC.	DSDO	GoK – produce NGO- capacity building Community participation.
HIV/AIDS Programme	15 m	2002-2008	No. of training undertaken.	Reports to DDC/DEC.	DSDO	GoK – produce NGO- capacity building Community participation.

Gender Development and Sensitisation	15 m	2002-2008	No. of training and visits.	Reports to DDC/DEC.	DSDO	GoK – produce NGO- capacity building Community participation.
Renovate Tawfiq stadium	10 m	2002-2008	Length of the fence installed; Size of the stadium covered with grass.	Reports DDC/DEC.	DSDO	GoK – produce NGO- capacity building Community participation.
Training Sports Men and Women	14 m	2002-2008	No. of trainings conducted No of sports officials trained.	Reports to DDC/DEC.	DSDO	GoK – produce NGO- capacity building Community participation.
Purchase of Sports Facilities and Equipment's	5 m	2002-2008	No. of items purchased.	Reports to DDC/DEC.	DSDO	GoK provide funds.

4.2.5 Information Communication Technology

Project Name	Cost Ksh.	Time Frame	M & E Indicators	Monitoring Tools	Implementing Agency	Stakeholders Responsibility
District Information and Documentation Centre	20m	2002-2008	No. of officers housed by the DIDC; % Of work done.	Reports; DDC/DEC; Site visits	DDO	GoK to provide funds
Sub-District Information Office	1m	2002-2008	% Of works done.	Reports to DDC/DEC; Site visits	DIO	GoK to provide funds.
Office Accommodation	2m	2002-2008	No. of computers purchased; No. of people trained in use of computers.	Reports to DDC/DEC Site visits.	DIO	GoK to provide funds.

4.2.6 Public Administration, Safety, Law and Order

Project Name	Cost Ksh.	Time Frame	M & E Indicators	Monitoring Tools	Implementing Agency	Stakeholders Responsibility
Construction of District Commissioners office	50m	2002 to 2008	Funds used; % of the works done; No. of rooms completed.	Reports; Site visits; DDC/DEC.	District Commissioner.	GoK – provide funds.
Training	16m	2002 to 2008	No. of training conducted; No. of people trained.	Reports; Site visits; DDC/DEC.	District Commissioner.	GoK – provide funds.
Communication Information Technology	6m	2002 to 2008	No. of computers purchased; No. of officers trained in use of computers.	Reports; Site visits; DDC/DEC	District Commissioner.	GoK – provide funds.
National AIDS Control Council Activities (DACC)	50 m	2002 - 2008	No of DACC meetings conducted; No of CACC meetings conducted; No of trainings.	Reports; DDC/DEC.	District Commissioner; District Development Officer.	GoK – provide funds; Donor to provide funds; Community to participate.
Project Planning and Appraisal	8 m	2002 to 2008	No of projects planned and appraised.	Reports; Site visits; DDC/DEC.	District Development Officer and	GoK to provide funds and personnel;

					District Statistical Officer.	Donor to provide funds; Community to participate and ensure sustainability.
Monitoring and Evaluation	14 m	2002 to 2008	No of projects implemented; Amount of Funds spent per project; Flow of funds to development projects in the district.	Reports; Site visits; DDC/DEC	District Development Officer and District Statistical Officer.	GoK to provide funds and personnel; Donor to provide funds; Community to participate and ensure sustainability.
Multi Purpose Household Based Surveys	6 m	2002 to 2008	No of households covered; No of surveys done.	Reports; DDC/DEC	District Development Officer and District Statistical Officer.	GoK to provide funds and personnel; Donor to provide funds ; Community to participate and ensure sustainability.
Provision of Transport (Boat, Vehicles and Motorbike)	8 m	2002 to 2008	Boats, vehicle and no of motorbikes purchased.	Reports; DDC/DEC.	District Development Officer and District Statistical Officer.	GoK to provide funds and personnel; Donor to provide funds Community to participate and ensure sustainability.
Improvement of Financial Management at the District Treasury	12 m	2002 to 2008	No of officers trained; No of computers procured; No of reimbursements received per month; Amount of cash float in the district per ministry.	Reports; DDC/DEC	District Accountant; District Development Officer.	GoK to provide funds and personnel; Donor to provide funds.
Juvenile Remand Home	2m	2002-2004	No. of children in remand; Funds used in the remand home.	Progress reports; Site visits; DDC/DEC	District Children's Office	GoK – to provide funds; NGO for capacity building; Community – Awareness creation and participation.
Volunteer Children's Office	1m	2002-2008	No. of reports prepared by the officers; No. of children attended by the officer.	Progress reports; Site visits; DDC/DEC	District Children's Office.	GoK – to provide funds NGO for capacity building; Community – Awareness creation and participation.
HIV/AIDS Orphans	1.6m	2002-2008	No. of orphans	Progress reports; Site visits; DDC/DEC.	District Children's Office	GoK – to provide funds; NGO for capacity

						building; Community – Awareness creation and participation;
Girl Child Education	0.6	2002-2008	Girl enrolment in school; Drop out rates for girls.	Progress reports; Site visits; DDC/DEC.	District Children's Office.	GoK – to provide funds; NGO for capacity building; Community Awareness creation and participation;
Elimination of Child Labour	0.6m	2002-2008	Dropout enrolment in schools.	Progress reports; Site visits; DDC/DEC;	District Children's Office	GoK – to provide funds; NGO for capacity building; Community Awareness creation and participation.
Training of Chiefs, Assistant Chiefs (Assistant Registers); Hospital Personnel and TBA's.	4 m	2002-2008	No of trainings undertaken; No of chiefs, assistant chiefs (assistant registers), hospital personnel and TBA's. trained.	Reports; DDC/DEC; Divisional meetings; Visits; Annual work plan.	District registrar of Birth and Deaths.	GoK to provide funds; Community be involved in the entire process.
Provision of Transport (Boat and Vehicle)	6 m	2002-2008	No. of vehicles purchased; No. of boats purchased	Reports	District registrar of Birth and Deaths.	GoK to provide funds.
Construction of Police Stations - Hindi District Headquarters and Kiunga Police Station	50m	2002-2008	Funds used; No. of buildings constructed; % Of works done.	Reports; Site visits; DDC/DEC.	Police Department	GoK to provide funds.
Construction of Three Police Posts	6m	2002-2008	Funds used; No. of buildings constructed; % Of works done.	Reports; Site visits; DDC /DEC	Police Department	GoK to provide funds.
Rehabilitation of Mpeketoni Police Station and Construction of Police Residential Quarters at Mpeketoni	15m	2002-2008	Funds used; No. of buildings constructed; % Of works done.	Reports; Site visits; DDC /DEC	Police Department	GoK to provide funds.
Rehabilitation of Police Residential Quarters at Amu Division	1.5m	2002-2008	Funds used; No. of buildings constructed; % of works done.	Reports; Site visits; DDC /DEC	Police Department	GoK to provide funds.
Transport; -Marine Security (2 No Boats); -Mainland Security (3 No Vehicles And One Lorry)	30m 13m	2002-2004	No. of vehicles purchased; No. of boats purchased.	Reports	Police Department	GoK to provide funds.
Modern Communication Equipment	10m	2002-2008	No. of radios Purchased; No. of sites	Site visits.	Police Department	GoK to provide funds.

			established; No. of computers purchased and installed.			
Replacement of Prison Security Perimeter Fence	11.5m	2002-2004	Length of fence installed.	Reports Site visits.	Prison Department	GoK to provide funds.
Construction of DO Staff Houses	12m	2002 - 2008	No. of houses constructed; No. of staff housed.	Reports Site visits.	Prison Department	GoK to provide funds.
Construction of Prisoner Mess	3m	2002 – 2008	Funds used for the construction.	Reports Site visits.	Prison Department	GoK to provide funds.
Construction of Prisons Yard	5m	2002 – 2008	Funds used for the construction.	Reports Site visits.	Prison Department	GoK to provide funds.
Completion of Prisons Segregation Block	1.5m	2002 – 2008	Funds used for the construction.	Reports; Site visits.	Prison Department.	GoK to provide funds.
Completion of Staff Canteen	1.2m	2002 - 2008	Funds used for the construction.	Reports; Site visits.	Prison Department	GoK to provide funds.
Construction of District Probation Office at Hindi	3 m	2002 - 2008	Funds used for the construction.	Reports Site visits	Probation Department.	GoK to provide funds.
Training and Workshops	3.6 m	2002 - 2008	No of trainings conducted; No of people trained; No of workshops conducted.	Reports; DDC/DEC.	Probation Department.	GoK to provide funds.
Provision of Transport (Boat And Vehicle)	3 m	2002 - 2008	Boat and vehicle purchased.	Reports DDC/DEC	Probation Department.	GoK to provide funds.
Community Service Order and After Care Services	1m	2002-2008	No. of people placed under community order No. of projects implemented.	Report DDC/DEC.	District Probation.	GoK to provide funds NGO's to provide funds and capacity building Community participation
HIV/AIDS Education	1 m	2002-2008	No of people trained; No of trainings conducted.	Report DDC/DEC.	District Probation.	GoK to provide funds; NGO's to provide funds and capacity building Community participation.
Renovation of Lamu Courts	2m	2002-2008	Funds used for the renovations; % of the works done.	Reports; DDC/DEC	Law courts of Lamu	GoK – provide funds
Construction of Court Building at Hindi	10 m	2002-2008	Funds used for the constructed; % of the works done.	Reports; DDC/DEC	Law courts Of Lamu	GoK – provide funds
Transport, Boat and Vehicle	3 m	2002-2008	Boat and vehicle purchased.	Reports DDC/DEC	Law courts Of Lamu	GoK – provide funds
Other Court Activities	1.4 m	2002-2008	No of activities undertaken.	Reports DDC/DEC	Law courts Of Lamu	GoK – provide funds
Lamu Open Drainage System	200 m	2002-2008	Funds used in the project; % of work done.	Reports; DDC/DEC; Site visits	amu county council	GoK – provide funds (LATF)

Lamu Sewage Disposal	300 m	2002-2008	Funds used in the project; % of work done.	Reports; DDC/DEC; Site visits	Lamu county council	GoK – provide funds (LATF)
Mpeketoni Sewage Disposal	400 m	2002-2008	Funds used in the project; % of work done;	Reports; DDC/DEC; Site visits.	Lamu county council	GoK – provide funds (LATF)

4.3 SUMMARY OF MONITORING AND EVALUATION INDICATORS

The following performance indicators will determine the impact of project/programmes in various sectors.

Sector	2001 Present Situation	2004 Mid term	2008 End of Plan Period
Health			
Infant mortality rate	72/1,000	60/1,000	30/1,000
Immunization coverage	65%	80%	98%
Doctor//patient ratio	1:36,343	1:22,000	1:15,000
HIV/AIDS incidence	2%	1%	1%
Education			
Primary school enrolment rate	71.63%	86%	98%
Primary school dropout rates	45%	30%	10%
Pupil/teacher ratio	1:34	1:35	1:40
Secondary school enrolment rate	70%	80%	95%
Secondary school dropout rate	30%	15%	5%
Pupil/teacher ratio	1:15	1:20	1:30
District literacy level	57%	70%	86%
Roads			
Bitumen	5 km	120 km	240 km
Gravelled roads	120 km	300 km	600 km
Water			
Access to potable water	25%	40%	65%
Absolute poverty	60%	40%	20%
Energy			
Households with electricity connections	12%	30%	60%
Households using solar power	-1%	10%	30%
Households using firewood/charcoal	80%	75%	50%
Households using kerosene/gas (cooking)	30%	40%	60%
Public telephones	27	80	120