



**COUNTY GOVERNMENT
OF TRANS NZOIA**



COUNTY INTEGRATED DEVELOPMENT PLAN (CIDP) 2023-2027

*“Transformative Agenda for Accelerated Economic
Growth and Improved Social Welfare”*

June 2023



**COUNTY GOVERNMENT
OF TRANS NZOIA**

COUNTY INTEGRATED DEVELOPMENT PLAN (CIDP) 2023-2027

*“Transformative Agenda for Accelerated Economic
Growth and Improved Social Welfare”*



COUNTY GOVERNMENT OF TRANS NZOIA



Vision

An agro-industrialized County
with high quality of life for residents



Mission

To facilitate transformative development,
service delivery and good governance
for sustainable socio-economic development.



Core Values

- **Integrity**
The County shall promote openness, transparency, uprightness and reliability while executing its mandate.
- **Professionalism**
All staff shall uphold highest moral standards and professional competence in execution of their assigned responsibilities.
- **Responsiveness**
The County is committed to uphold customer driven and focused service delivery.
- **Equity**
The County will uphold fairness and equity within its ranks and in execution of its mandate.
- **Teamwork**
The County will relentlessly pursue timely attainment of targeted results at all levels through coordination, networking and collaboration within its staff.



©County Government of Trans Nzoia, 2023

All rights reserved. No part of this publication may be reproduced, stored in a retrieval system, or transmitted in any form or by any means electronic, mechanical, photocopying, recording, scanning or otherwise, without the prior permission in writing of the County Government of Trans Nzoia.

All enquiries about this Plan should be directed to:
The County Executive Committee Member
Finance and Economic Planning
P.O. Box 4211– 30200 KITALE, Kenya

Tel: (054) 30301 / (054) 30302
Email: info@transnzoia.go.ke
Website: www.transnzoia.go.ke



Table of Contents

TABLE OF CONTENTS	vii
MAPS	xii
FOREWORD	xvii
ACKNOWLEDGEMENT	xx
EXECUTIVE SUMMARY	xxii
CHAPTER ONE : INTRODUCTION	1
1.1 County Background Information.....	1
1.2 Position and Size.....	2
1.3 Physiographic and Natural Conditions.....	3
1.3.1 Physical and Topographic Features.....	3
1.3.2 Climatic Conditions.....	3
1.3.3 Ecological Conditions.....	5
1.4 Administrative and Political Units.....	6
1.4.1 Administrative Units.....	6
1.5 Demographic Features.....	8
1.5.1 Population Size, Composition and Distribution.....	8
1.5.2 Population Density and Distribution.....	12
1.5.3 Population Projection by Broad Age Groups.....	14
1.5.4 Population of Persons with Disability.....	17
1.5.5 Demographic Dividend Potential.....	18
1.6 Human Development Index.....	19
1.7 Poverty Analysis.....	19
CHAPTER TWO : PERFORMANCE REVIEW OF THE PREVIOUS CIDP	20
2.0 Overview.....	20
2.1 Analysis of the County Revenue Sources.....	20
2.2 County Budget Expenditure Analysis.....	23



Table of Contents

2.3 Sector Programmes Performance Review.....	27
2.3.1 Agriculture, Rural and Urban Development.....	27
2.3.2 Health Services.....	29
2.3.3 Energy and Infrastructure.....	30
2.3.4 Environment Protection, Water, Natural Resources and Climate Change.....	31
2.3.5 General Economic and Commercial Affairs (GECA).....	31
2.3.6 Education.....	32
2.3.7 Social Protection, Culture and Recreation.....	32
2.3.8 Public Administration and Intergovernmental/Internal Relations (PAIR).....	33
2.4 Challenges.....	34
2.5 Emerging Issues.....	35
2.6 Lessons Learnt.....	36
2.7 Natural Resource Assessment.....	37
2.8 Development Issues.....	41
CHAPTER THREE : SPATIAL DEVELOPMENT FRAMEWORK.....	47
3.0 Introduction.....	47
3.1 Spatial Development Framework.....	47
3.1.1 Natural Resource Management.....	47
3.1.2 Modernizing Agriculture.....	55
3.1.3 Diversing Tourism.....	58
3.1.4 Managing Human Settlement.....	61
3.1.5 Urban Development Strategy.....	66
3.1.6 Conserving the Natural Environment.....	70
3.1.7 Transportation Networks.....	76
3.1.8 Social Infrastructure.....	79
3.1.9 Physical Infrastructure.....	83
3.1.10 Energy.....	87
3.1.11 Communication and ICT.....	88
3.1.12 Industrialization.....	89
3.1.13 Mining.....	90
3.1.14 Trade & Commerce.....	91



Table of Contents

CHAPTER FOUR :	
DEVELOPMENT PRIORITIES, STRATEGIES AND PROGRAMMES.....	95
4.0 Overview.....	95
4.1 Development Priorities and Strategies.....	95
4.1.1 Agriculture, Rural and Urban Development Sector.....	95
4.1.2 Health Services Sector.....	109
4.1.3 Energy and Infrastructure Sector.....	118
4.1.4 Environment Protection, Water, Natural Resources and Climate Change.....	121
4.1.5 Education.....	127
4.1.6 General Economic and Commercial Affairs Sector.....	131
4.1.7 Social Protection, Culture and Recreation.....	134
4.1.8 Public Administration and Inter Governmental Relations (PAIR).....	140
4.2 County Flagship and Transformative Projects.....	153
4.3 CIDP Linkages with National Development Agenda, Regional and International Development Frameworks.....	155
4.3.1 Linkages between CIDP and Vision 2030.....	155
4.3.2 Linkage of the CIDP with the Bottom-up Economic Transformation Agenda (BETA)	158
4.3.1 Linkage of the CIDP with the UN Sustainable Development Goals (SDGs).....	161
4.3.3 Linkages between CIDP and Agenda 2063.....	163
4.3.4 Linkages between CIDP and EAC Vision 2050.....	166
4.3.5 Linkages between CIDP and Lake Region Economic Bloc blue (LREB) blue print	168
4.4 Cross-Sectoral Linkages.....	170
4.5 Strategies for Mainstreaming Cross-cutting Issues.....	176
CHAPTER FIVE : IMPLEMENTATION FRAMEWORK.....	179
5.1 Overview.....	179
5.2 Institutional Framework.....	179
5.3 Resource Mobilization and Management Framework.....	181



Table of Contents

5.3.1 Resource Requirements by Sector.....	181
* The financing of transformative projects will largely rely on donor funding, grants from development partners and National Government for its implementation.....	183
5.3.2 Revenue Projections.....	183
5.3.3 Estimated Resource Gap.....	184
5.3.4 Resource gap management Strategies.....	184
5.3.4 Resource Mobilization and Management Strategies.....	185
5.4 Asset Management.....	186
CHAPTER SIX: MONITORING, EVALUATION AND LEARNING.....	188
6.1 Overview.....	188
6.2 County M&E Legal Framework.....	188
6.3 County Monitoring and Evaluation Structure.....	188
6.4 M&E Capacity Building.....	191
6.5 M&E Outcome Indicators.....	192
6.6 Data collection, Analysis, and Reporting.....	200
6.8 Dissemination, Feedback Mechanism, Citizen Engagement and Learning.....	201
ANNEX 1: COUNTY FACT SHEET.....	203
ANNEX 2: PROPOSED PROJECTS BY WARD.....	218



List of Tables

Table 1.0.1: Area in (km2) by sub-county.....	7
Table 1.0.2: County Electoral wards by constituency.....	8
Table 1.0.3 Population Projections (by Sub-County and Sex).....	10
Table 1.0.4 Population Projections by Age Cohort.....	11
Table 1.0.5 Population Projections by Urban Area.....	12
Table 1.0.6 Population distribution and density by Sub-County.....	12
Table 1.0.7 Population by Broad age groups.....	14
Table 1.0.8 Population of Persons with Disability by Type, gender and Sub County.....	17
Table 1.0.9 Demographic Dividend Potential.....	18
Table 2.0.1 Analysis of County Revenue Sources.....	21
Table 2.0.2 County recurrent total budgetary allocation vs total Actual expenditure by sector.....	24
Table 2.0.3 County Development total budgetary allocation vs total Actual expenditure by sector.....	26
Table 2.0.4 Natural Resource Assessment.....	37
Table 3.0.1 Proposed Functional Classification of Urban Areas.....	67
Table 4.0.1 Agriculture, Rural and urban development Sector Programmes.....	97
Table 4.0.2 Health Sector programmes.....	111
Table 4.0.3 Sector Programmes and Projects.....	119
Table 4.0.4 Environment protections, Water and Natural Sector Programmes and projects.....	123
Table 4.0.5 Education Sector programmes and Projects.....	128
Table 4.0.6 General economic and commercial Sector Programmes.....	132
Table 4.0.7 Social protection, culture and Sector Programmes.....	136
Table 4.0.8 PAIR Sector Programmes.....	142
Table 4.0.9 County Flagship and Transformative Projects.....	153
Table 5.0.1 Institutional Arrangement.....	180
Table 5.0.2 Summary of Sector Financial Resource Requirements.....	181
Table 5.0.3 Revenue Projections (Kshs. Million).....	183
Table 5.0.4 Resource Gaps.....	184
Table 5.0.5 Risk, Implication, Level and Mitigation Measures.....	187
Table 6.0.1 M&E Outcome Indicators.....	192
Table 6.2 Evaluation Plan.....	202



Table of Figures

Figure 1: County Population Age Structure.....	9
Figure 2: Recurrent Budget Allocation vs Actual Expenditure.....	25
Figure 3: Development Budget Allocation vs Actual Expenditure.....	27
Figure 4: CIDP implementation Framework.....	179
Figure 5: County M&E organogram.....	191

Maps

Map 1: Location of Trans Nzoia in Kenyan Map.....	2
Map 2: Trans Nzoia Annual Mean Rainfall.....	5
Map 3: County administrative units.....	7
Map 4: Environmental Conservation Strategy.....	54
Map 5: Agricultural Protection Zoning.....	57
Map 6: Proposed Tourism Improvement Strategy.....	60
Map 7: Proposed Human Settlement Strategy.....	65
Map 8: Proposed Urban Development Strategy.....	69
Map 9: Proposed Transport Networks.....	78
Map 10: Improved Trade, Commerce and Industry Strategy.....	93
Map 11: Trans-Nzoia County Physical and Land Use Plan (2020-2030).....	94



ACRONYMS

AAK	Agrochemical Association of Kenya	CCU	County Climate Change Unit
ADC	Agricultural Development Corporation	CHAI	Clinton Health Access Initiative
ADP	Annual Development Plan	CHVs	Community Health Volunteers
AGPO	Access to Government Procurement opportunities	CIDP	County Integrated Development Plan
AIDS	Acquired Immune Deficiency Virus	CIG	Common Interest Group
AMPATH	Academic Model Providing Access to Healthcare	CIMES	County Integrated Monitoring and Evaluation System
AMS	Agriculture Mechanization Services	CoMEC	County Monitoring and Evaluation Committee
ANC	Ante-Natal Care	CoFOG	Classification on functions of Government
ART	Anti-Retroviral Therapy	CWCC	Community wildlife conservation committees
ARV	Anti-Retroviral	CPD	Continuous professional development
ASDSP	Agricultural Sector Development Support Programme	CPU	County Planning Unit
ASK	Agricultural Society of Kenya	CPSB	County Public Service Board
CA	County Assembly	CPMU	Central Planning and Monitoring Unit
CAMER	County Annual Monitoring and Evaluation Report	CRA	Commission on Revenue Allocation
CNA	Capacity Needs Assessment	CSA	Community Supported Agriculture
CARA	County Allocation of Revenue Act	DANIDA	Danish International Development Agency
CBA	Collective Bargaining Agreement	DAT	Disruptive Agricultural Technology
CBEF	County Budget and Economic Forum	DIAL	Digital Impact Alliance
CBO	Community Based Organization	DSW	Deutsche Stiftung Weltbevoelkerung
CBROP	County Budget Review Outlook Paper	ECDE	Early Childhood Development Education
CGTN	County Government of Trans Nzoia	ESIA	Environmental Social Impact Assessment



FANC	Focused Antenatal Care	HH	Household
FBO	Faith Based organizations	HQ	Headquarter
FIF	Facility Improvement Fund	HR	Human Resource
FLID	Farmer-Led Irrigation Development	ICT	Information Communication Technology
FLLOCA	Financing Locally-Led Climate Actions	ICIPE	International Center of Insect and Physiology and Ecology
FP	Family Planning	IEBC	Independent Electoral and Boundaries Commission
FPO	Farmer Producer Organization	IFMIS	Integrated Financial Management Information System
FSP	Fiscal Strategy Paper	IMCI	Integrated Management of Childhood Illnesses
GALS	Gender Action Learning System	IMAM	Integrated Management of Acute Malnutrition
GAVI	Global Alliance for Vaccines and Immunization	IFAD	International Fund for Agricultural Development
GECLA	General Economic Commercial and Labour Affairs	ICTA	Information and Communications Technology Authority of Kenya
GBV	Gender Based Violence	IPAS	International Project Assistance Service
GDU	Governor's Delivery Unit	JAICA	Japan International Cooperation Agency
GIZ	German Agency for International Cooperation	JLB	Joint Loans Board
GoK	Government of Kenya	KAGRC	Kenya Animal Genetic Resource Centre
HAART	Highly Active Antiretroviral Therapy	KALRO	Kenya Agricultural and Livestock Research Organization
HCW	Health Care Workers	KCGWU	Kenya County Government Workers Union
HDI	Human Development Index	KCH	Kitale County Hospital
HFA	Height-for-Age	KECEP	Kenya Cereal Enhancement Program
HICT	Health Information Communication Technology	KENHA	Kenya National Highways Authority
HIV	Human Immunodeficiency Virus	KeRRA	Kenya Rural Roads Authority
HEIs	HIV Exposed Infants		
HMIS	Health Management Information System		
HSIF	Health Services Improvement Funds		
HTLMS	Health Transport and Logistics Management System		



KEPHIS	Kenya Plant Health Inspectorate Service	NSSF	National Social Security Fund
KNUN	Kenya National Union Of Nurses	NHIF	National Health Insurance Fund
KNBS	Kenya National Bureau of Statistics	NSA	Nutrition Sensitive Agriculture
KMPDU	Kenya Medical Practitioners and Dentist	OVC	Orphaned and Vulnerable Children
KPHC	Kenya Population and Housing Census	OSR	Own Source Revenue
KDSP	Kenya Devolution Support Programme	PAIR	Public Administration and International Relations
KURA	Kenya Urban Roads Authority	PAS	Performance Appraisal System
KRB	Kenya Roads Board	PBG	Producer Business Groups
KSG	Kenya School Of Government	PFM	Public Finance Management
KWS	Kenya Wildlife Service	PMTCT	Prevention of Mother to Child Transmission
LVNWSB	Lake Victoria North Water Services Board	PIC4C	Primary Integrated Care for Chronic Diseases
M&E	Monitoring and Evaluation	PO	Producer Organization
MSE	Micro and Small Enterprises	PPRA	Public Procurement
MSME	Micro Small and Medium Enterprises	PPP	Regulatory Authority
MTEF	Medium Term Expenditure Framework	PWDs	Private Public Partnership
MUAC	Mid-Upper Arm Circumference	PVC	Persons with Disabilities
NASCOP	National AIDS and STI Control Programme	QA	Priority Value Chain
NARIGP	National Agricultural Rural Inclusive Growth Project	QMS	Quality Assurance
NBU	Neonatal Born Unit	RH	Quality management system
NCA	National Construction Authority	RRI	Reproductive Health
NCD	Non-Communicable Diseases	RMNCAH	Rapid Result Initiative
NEMA	National Environment Management Authority	SACCO	Reproductive Maternal Neonatal Child and adolescent Health
NGO	Non-Governmental Organization	SARS	Savings and Credit Cooperative Organization
		SCMMER	Severe Acute Respiratory Syndrome
			Sub-County Monthly Monitoring and Evaluation Reports



SCoMEC	Sub County Monitoring and Evaluation Committee	VTC	Vocational Training Centre
SDGs	Sustainable Development Goals	WASH	Water, Sanitation and Hygiene
SGBV	Sexual and Gender Based Violence	WASREB	Water Services Regulatory Board
SEZs	Special Economic Zone	WFA	Weight-for-Age
SLM	Sustainable Land Management	WFH	Weight-for-Height
SNE	Special Needs Education	WaMER	Ward Monitoring and Evaluation Reports
TC	Tissue Culture	WRA	Water Resources Authority
TB	Tuberculosis		
TNA	Training Needs Assessment		
TWG	Technical Working Group		
TCTRH	Trans Nzoia County Teaching and Referral Hospital		
THSCUP	Transforming Health systems for Universal care project		
TVET	Technical Vocational Education and Training		
TVETA	Technical and Vocational Education and Training Authority		
THS-UC	Transforming Health Systems-universal Care		
UNESCO	United Nations Educational Scientific and Cultural Organization		
UNICEF	United Nations Children's Fund		
UNIDO	United Nations Industrial Development Organization		
UNHCR	United Nations High Commission for Refugees		
UHC	Universal Health Coverage		
VAS	Vitamin A Supplementation		
VMG	Vulnerable and Marginalized Groups		



FOREWORD

An inclusive and well-structured integrated planning framework provides an essential platform for the achievement of desired development goals. Indeed, Article 220(2) (a) of the Constitution of Kenya 2010, Public Finance Management Act, 2012, County Government Act, 2012, Urban Areas and Cities Act, 2012 amongst other legislations, prescribe the integrated development planning structure which enhances linkage of policy, planning and budgeting in county governance processes.



However, the preparation and the subsequent implementation of the County Integrated Development Plan (CIDP) 2023-2027 is not only about complying with the legal provisions on planning practices. The way the CIDP structures our county's development aspirations into priorities, capacity requirements, milestones, indicators and responsibilities for the term of this plan is also of utmost importance.

County Governments have a very critical responsibility to undertake in the development of the county as enshrined in schedule four of the Kenya Constitution 2010. The County Government can only fulfil its mandate through the formulation and implementation of appropriate policies and strategies that spur investment, create opportunities, enhance residents' income and establish an effective and efficient public service delivery system. This plan therefore outlines key priority programs for implementation during the coming financial years in fulfilment of the county government's obligations to the people of Trans Nzoia.

The 3rd generation CIDP 2023-2027 is the successor of the 2nd generation CIDP 2018-2022 whose implementation has come to an end. The formulation and the subsequent implementation of the 3rd generation CIDP is being informed by lessons learnt and emerging issues in the implementation of its precursor, CIDP 2018-2022. Indeed, despite the interventions of the previous CIDP, the County is still faced with a myriad of development challenges.

This CIDP has been developed in the backdrop of the need to transform the county public service delivery to ensure accountability and effectiveness for enhanced access to public goods and services for the county residents. In this context the plan's theme "Transformative Agenda for accelerated Economic Growth and improved social welfare" is solidly founded and espoused in line with our manifesto "Ukombozi Umefika –Making Trans Nzoia Great Again". Our goal is to strengthen and further decentralize the systems of devolved governance in order to provide an opportunity to every



citizen in Trans Nzoia to make a contribution to unlocking the great potential of the county and share in its prosperity. To ensure the county residents enjoy Government services and fruits of development in a timely manner, the results-based management approaches including rapid results initiative shall be employed in the delivery of public goods and services.

In the intervening period the County Government is going to pursue policies aimed at promoting sustainable development for the people. To this end, in the five-year period, the development interventions will be geared towards contributing to the following ten-point development agenda;

1. Increasing productivity and promoting value addition for agriculture, Livestock and Fisheries sector.
2. Providing access to affordable and quality health care
3. Improving access to quality education and training
4. Improving accessibility through building modern infrastructure including roads and other physical infrastructure
5. Increasing access to clean water and protection of environment.
6. Promoting the growth of micro, small and medium enterprises and providing incentives for industrial development.
7. Strengthening governance and deepening devolution to enhance efficient and effective public service delivery.
8. Enhancing land management, planning of physical spaces and development control.
9. Empowerment of the youth, women, the elderly, boda boda and other vulnerable groups to ensure they enjoy a high quality of life.
10. Development of sports, culture, tourism, music and performing arts to enhance income generation in addition to promoting a peaceful and cohesive society.

The Annual Development Plans (ADPs), which are one year rolling plans and extract of the CIDP will provide the framework upon which the CIDP shall be implemented. The ADP has direct linkage with the county Annual budget as it forms the basis for resource allocation during the budgeting process. The total county projected revenue for the CIDP period 2023-2027 is Kshs. 49.9 Billion against total CIDP resource requirement of Kshs. 52.4 Billion. To bridge the resource deficit, the County shall come up with strategies to raise additional revenue to finance the CIDP programmes and projects. The approximated resource requirement for the implementation of this development plan will be from county internal sources (own source revenue) and from the National Government and Development partners. The successful implementation of the plan is



pegged on availability of the required resources. In this respect, the county shall adopt innovative approaches for resource mobilisation as well as ensuring expenditure is directed towards productive investments.

It is our utmost expectation, therefore, that the elaborate inclusive and participatory processes which anchored the successful preparation of this CIDP will guarantee ownership, which is key to achieving individual and collective commitments towards our county development.

My appeal is to all stakeholders individually and collectively to provide the necessary support and cooperation besides playing their rightful roles to ensure that this plan is fully implemented for a brighter and prosperous county for all.

A handwritten signature in blue ink, appearing to read 'George Ntembeya', with a long horizontal flourish extending to the right.

**GEORGE NATEMBEYA, EBS, MBS
GOVERNOR, TRANS NZOIA COUNTY**



ACKNOWLEDGEMENT



The development of this plan was achieved through an elaborate consultative process involving various stakeholders who immensely contributed towards the plan preparation and finalization. The Plan was validated and approved as per the legal requirements. This Plan provides basis for strong linkage between policy, planning and budgeting and it is the basis for realization of socio-economic transformation for the Trans Nzoia County residents.

Special thanks go to H.E George Natembeya, the Second Governor of Trans Nzoia County, H.E Philomena Bineah Kapkory the Deputy Governor and all the Members of the County Executive committee of the County Government of Trans Nzoia for providing policy direction in the formulation of this plan.

My sincere gratitude goes to the County Departments and in particular the respective County chief officers, county directors and their technical staff for their dedicated effort in provision of input and drafting phases of the production of the CIDP.

I acknowledge the contribution of the County sector working groups and technical working groups who spearheaded and coordinated collection of sector specific input towards formulation of this plan. I also appreciate the department staff from my office including Mr. Moses Otieno, Ag. Director Economic Planning, Mr. Ben Rutto, Senior Economist, Ms. Sisily Kemboi, Abel Labero, Daniel Eng'ory and Annete Barasa Economists/Statisticians and other department staff for working tirelessly in coordinating various aspects and tasks that led to the finalization of this plan.



I also thank key stakeholders among them the Trans Nzoia County Assembly for their role in validation of the document and members of the public for their invaluable submissions and contribution that led to the overall improvement of this Plan. To all those who contributed to successful formulation of the plan in one way or the other but not mentioned, we are indebted to you.

A handwritten signature in blue ink, appearing to read 'B. Wanyonyi', with a horizontal line above it.

BONFACE WANYONYI
CECM FINANCE AND ECONOMIC PLANNING



EXECUTIVE SUMMARY

This County Integrated Development Plan is the Third publication produced by Trans Nzoia County Government. It is the medium-term county development blueprint. The plan has been aligned to the the Kenya Vision 2030 and its fourth Medium Term Plan, the Bottom-up economic transformation agenda (BETA), and international Commitments like the Sustainable Development Goals (SDGs). The plan provides a road map of key priority programs for implementation during the coming five year period 2023-2027 in fulfillment of the county government’s obligations to the people of Trans Nzoia. The information in the CIDP is organized in six chapters.

The first chapter provides an overview of the County in terms of position and size, physiographic and natural conditions, administrative and political units, demographic features and human development index.

The review of implementation status of the previous CIDP is provided in Chapter Two. This chapter also presents an analysis of county performance in terms of revenues, expenditures and a highlight of key sector achievements well as the major development challenges as well as the lessons learnt in the implementation of the plan.

Chapter three provides the spatial framework within which development projects and programmes will be implemented. The chapter also indicates the progress made in preparation of county spatial plans.

Chapter four highlights the County’s strategic priorities, programmes and projects to be implemented during the five year period. It also details county flagship projects for implementation by both levels of Government and Development Partners in the county. This section also indicates how the CIDP is linked with National Development Agenda, Regional and International Development frameworks, and Cross-sectoral implementation considerations.



Chapter five provides the county’s institutional arrangement and specific roles of stakeholders towards implementation of the CIDP. In addition, the chapter presents the resource mobilization and management framework, asset management, and risk and mitigation measures.

Chapter six provides the framework that will be used for monitoring and evaluating the implementation of the programmes and projects, outlined in chapter four. The framework also contains key project performance indicators that will be used in assessing the project impacts. A fact sheet, providing crucial statistics for the county and capital projects portfolio have also been annexed.



CHAPTER ONE

INTRODUCTION

1.1 County Background Information

Trans Nzoia is one of the forty-seven counties in Kenya as provided in the Kenyan constitution 2010. It comprises 5 sub counties namely; Kiminini, Saboti, Endebess, Kwanza and Cherangany which all have a total of 25 wards. The 2019 Census enumerated a total of 990,341 persons consisting of 489,107 males, 501,206 females and 28 inter sex. The County has 223,808 Households with an average Household size of 4.4 as per the Census Report.

The County has one municipality namely Kitale which is the county headquarter and the main commercial centre. Other townships/major market centres include Kiminini, Kachibora, Saboti and Endebess.

Trans Nzoia is a cosmopolitan county with majority of the 44 Kenyan tribes residing in the county. The dominant communities include the Luhya and Kalenjin while other communities include Kikuyu, Kisii, Luo, Teso, and Turkana among others. The County is formerly a part of the white highland with agriculture as the predominant economic activity. The fertile soils and favourable climatic conditions favour production of all types of crops and notably the county is well known for the large-scale production of maize and this has enabled the county to be christened “Kenya’s breadbasket”. Other major contributors to the county GDP are trade and tourism. The county has two National parks of Mt.Elgon and Cherangany and is home to two of the five Kenyan Water towers, the Mt.Elgon and Cherangany Hills. The County boasts of both indigenous and exotic forests. Compared to the 10% tree cover required nationally, the County’s tree cover currently stands at 17%. This has been achieved by the presence of major forest covers such as Mt.Elgon, Kapolet, Sikhendu and Kitale town. Other smaller covers include: -Saboti, Sosio, Kitalale, Suam, Kimothon and Kiptogot forests.

Trans Nzoia County is strategically located as the gateway and link to the Southern Sudan through West Pokot (Kapenguria town) and Turkana County (Lodwar town) and Uganda through the Suam Border. The National trunk road 1A from Isebania (Kenya-Tanzania Border) to Nadapal (Kenya-Southern Sudan Border) transverses the county. The county is also connected to the lake region through Kisumu city as well as Eldoret and is accessible to the Capital City of Kenya, Nairobi. The county boasts 23 Km, a modern Airstrip and is connected to surrounding counties by a network of tarmac and murrum roads making it a transit county and local economic hub within the North rift region.



1.2 Position and Size

The county is situated in the North Rift of the former Rift Valley province and covers an area of 2,495.6 square kilometres. The County lies approximately between latitudes $00^{\circ} 52'$ and $10^{\circ} 18'$ north of the equator and longitudes $34^{\circ} 38'$ and $35^{\circ} 23'$ east of the Great Meridian. Trans Nzoia borders the Republic of Uganda to the West, Bungoma and Kakamega Counties to the South, West Pokot County to the East, Elgeyo Marakwet and Uasin Gishu Counties to the South East. Figure 1 shows the location of Trans Nzoia in the Kenyan Map.

Map 1: Location of Trans Nzoia County in Kenya



Source: Kenya National Bureau of Statistics, 2013



1.3 Physiographic and Natural Conditions

1.3.1 Physical and Topographic Features

Trans Nzoia County is generally flat with gentle undulations rising steadily towards Cherang'any Hills to the east and Mt. Elgon in the northwest. Mt Elgon is the second highest mountain in Kenya with an important ecosystem shared between Trans Nzoia and Bungoma Counties and Bukwo district in the Republic of Uganda hence it is a unique resource for environmental and wildlife conservation.

The altitude ranges from the lowest point 1660 in Sikhendu ward at 34.811877°E and 0.812766°N at to 4299 metres above sea level at the peak of Mt. Elgon in the Kenya with undulating terrain across the County.

There are 15 rivers in the County with the main ones being Sabwani, Rongai, Noigamaget, Suam Kaptega and Losourwa rivers. Nzoia rivers draining into Lake Victoria and Lake Turkana. Tributaries of river sabwani are Kiptogot, Kaibei. Kimothon, Sinyerere, Tongaren and Kabuyefwe, while tributaries to Noigamaget (Kapolet) are River seum, and Kapterit. The water from the rivers is utilized for domestic consumption, small scale irrigation and also have potential for hydroelectric power generation to support rural electrification, industrialization and fisheries. These activities could be mitigation towards floods in the County. River Nzoia catchments and its tributaries are however threatened by encroachment, agriculture and other human activities.

The largest natural forest cover in the County is found in Mt. Elgon and the Cherang'any Hills, however, continued pressure from human activities significantly affects negatively the forest cover which continued to reduce from 17% in 2013 to the current 15.1%. The forests are critical to the climatic conditions of the territorial boundaries of the County and beyond as they are the water catchments.

1.3.2 Climatic Conditions

The County has a cool and temperate climate with mean maximum (day time) temperatures ranging between 23.4°C and 29.2°C and mean minimum (night time) temperatures ranging between 11.0°C and 13.5°C. The maximum and minimum extreme temperature are recorded in February (about 34.2°C) and January (about 6.5°C) respectively. The mean monthly relative humidity is 67%, ranging from a maximum of 97% in July and a minimum of 35% in January. The mean wind speed within the county is 66.79 km/h or 36.06 knots.



The County receives annual rainfall ranging from 1000mm to 1700mm. Western parts of Endebess, Saboti and Kiminini Sub Counties, and North Western parts of Cherang’any Sub County receive the highest rainfall ranging between 1,300mm and 1,700mm per year. The eastern parts of Saboti and Kiminini Sub Counties, southern parts of Kwanza Sub County, western and central parts of Cherang’any Sub County receive moderate rainfall ranging from 1,200 to 1,300mm. The parts of the County that receive the lowest rainfall (1,000mm -1,200mm) are Northern parts of Kwanza Sub County, Eastern parts of Endebess Sub County, South Eastern parts of Cherangany Sub County (Tuigoin) and South Eastern parts of Kiminini Sub County (Waitaluk). Map 2 shows the distribution of annual mean rainfall by Sub County.

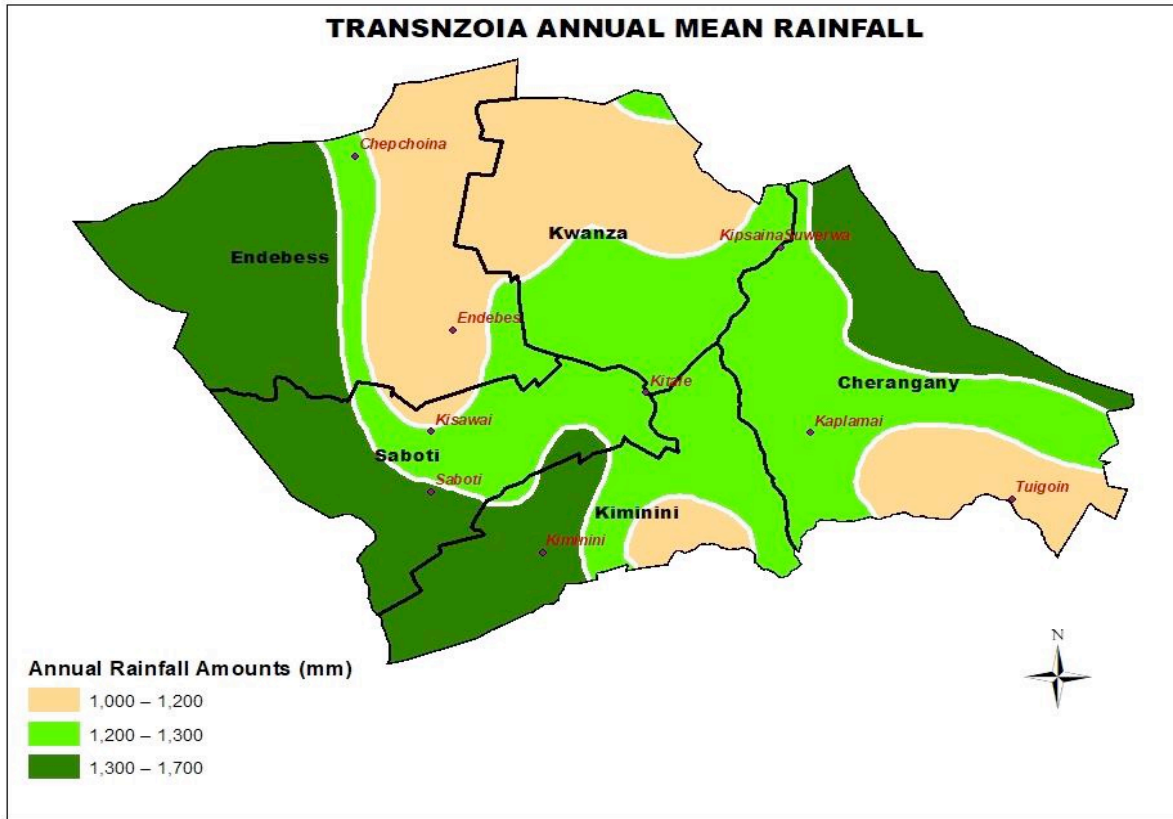
The annual rainfall is distributed into three major seasons namely; Long rainfall season- March, April, May (MAM), Intermediate Season- June-July-August (JJA); and short rainfall season- October-November-December (OND). The long and intermediate seasons are more reliable for agricultural production as compared to the short rainfall season. In the recent past, drought, dry spells and floods hazards have increased in frequency and complexity, probably exacerbated by climate change. Uncertainty about the growing season, including about the onset and end of the rainy season, moisture stress, and excess rainfall are the main climatic hazards that affect productivity, thus compromising food security in the County.

The level of devastation due to drought, dry spells and floods are becoming increasingly severe with loss of livelihoods and negative impacts to key sectors within the County.

Farmers have experienced an upsurge in pests like the fall armyworm, and they have attributed disease incidences hitherto unheard of in the County to changes in the weather patterns. Farmers have also experienced additional occurrences of unusually heavy rainfall, which have led to flooding along the River Sabwani in Kwanza sub-county that displaced people, destroyed crops, and caused losses in livelihoods. Excess rainfall has resulted in total failure of some crops, such as beans. In the same vein, farmers have experienced increasing amounts of rainfall in the short rainy season, a departure from what has been happening historically. This has led farmers in some parts of the County to start planting maize twice a year. Due to the changing weather patterns, farmers have started cultivating crops that were hitherto not grown, such as sorghum. Farmers have also reported low temperatures in areas such as Cherengany or high temperatures near Kiminini.



Map 2: Trans Nzoia Annual Mean Rainfall



1.3.3 Ecological Conditions

The County is divided into three major agro-ecological zones which include: the Upper Highland Zones, Upper Midland Zones and the Lower Highland Zones.

Upper Highland Zone: The Upper Highland Zone covers the hills and slopes of Mt. Elgon, Cherang’any hills and the boundary zone towards West Pokot County. The zone lies between altitude 2,400 and 4,299 metres above sea level and constitutes about 16 percent of the County land area. The area is covered with high vegetation, shallow stony soils and rocky outcrop. Mt. Elgon National Park situated in this zone is a major tourist attraction. Establishment of a transition zone around the Mount Elgon National Park would play a significant role as a buffer zone for the protected area and mitigation



against human-wildlife conflicts. The area also has limited potential for sheep and dairy farming especially at the transition area.

Lower Highland Zone: The Lower Highland Zone covers the slopes of Mt Elgon and Cherang’any Hills with an altitude ranging from 1,800-2,400 metres above sea level. This zone covers 848.64 square kilometres and it constitutes 34 percent of the total area of the County. The soils found in this zone are red and brown clay derived from volcanic ash. These soils are fertile with a high content of clay mineral which gives a continuous supply of plant nutrients. This zone supports agricultural and livestock activities. The farming activities in this region include cultivation of pyrethrum, wheat, tea, maize, barley, sunflower, coffee and horticulture as well as rearing of cattle and sheep. Despite the high potentiality of these areas, there is poor transport network that hinders efficient transportation of the farm produce to markets.

Upper Midland Zone: The zone covers 1,248 square kilometres which is approximately 50 percent of the total area of the County. It lies between altitudes 1,700 and 2,000 metres above sea level. The mean annual rainfall in this zone is between 900 to 1,400mm per annum. The region includes the Endebess Plains stretching east of the Kitale Plains and further towards the areas below the slopes of Cherang’any Hills. The zone stretches to the border of Tongaren Scheme in Bungoma County to the south and West Pokot County towards the north. The Zone is covered with well drained deep red and brown clays and sandy clays derived from the basement complex. There is a considerable size of land with black cotton soil along the Koitobos River in the Endebess Plains. Farming activities in this region include cultivation of maize, sunflower, coffee, wheat and barley as well as dairy, beef, sheep and horticulture production.

1.4 Administrative and Political Units

1.4.1 Administrative Units

The County is divided into five administrative sub counties namely Kiminini, Saboti, Cherang’any, Endebess and Kwanza. The sub counties are further sub-divided into twenty five administrative wards. Table 1 shows the administrative units in the county with respect to divisions, locations and Sub locations while figure 3 shows the county administrative units.

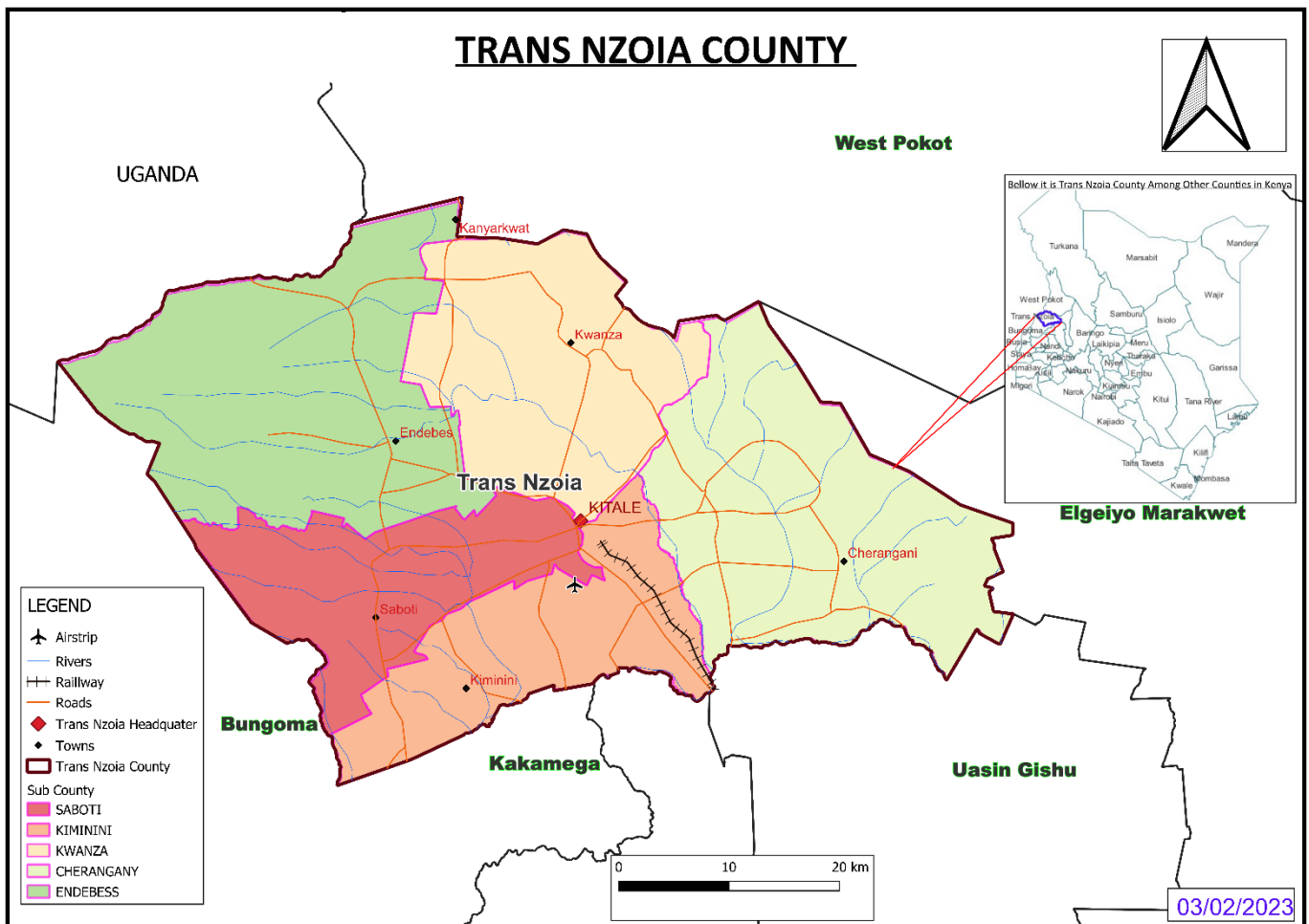


Table 1.0.1: Area in (km²) by sub-county

Name of Sub County	Area in Km ²	No of Wards	No of Divisions	No of locations	No Sub locations
Kiminini	395.3	6	2	10	21
Saboti	323.6	5	3	9	12
Cherangany	629.8	7	2	12	25
Endebess	680.0	3	2	8	14
Kwanza	466.9	4	2	8	20
Total	2495.6	25	11	47	92

Source: KNBS 2022

Map 3: County administrative units



Source: County Finance and Economic planning, 2022

1.4.3 Political Units (constituencies and wards)

The county is divided into 5 electoral constituencies and 25 electoral wards. The sub counties boundaries are the same as the constituency boundaries. Cherangany and Kiminini Constituencies have the highest



number of electoral wards with 7 and 6 wards respectively. These are followed by Saboti and Kwanza Constituencies with five and four wards respectively while Endebess Constituency has three electoral wards.

Table 1.0.2 presents the county electoral wards electoral wards by constituency.

Table 1.0.2: County Electoral wards by constituency

Constituency	County Assembly Wards
Kwanza	Kwanza; Keiyo; Bidii; Kapomboi
Endebess	Endebess; Matumbei; Chepchoina
Saboti	Kinyoro; Matisi; Tuwan; Saboti; Machewa
Kiminini	Kiminini; Waitaluk; Sirende; Hospital; Sikhendu; Nabiswa
Cherang'any	Motosiet; Sitatunga; Kaplamai; Makutano; Sinyereri; Cherang'any- Suwerwa; Chepsiro-Kiptoror

Source: IEBC Trans Nzoia

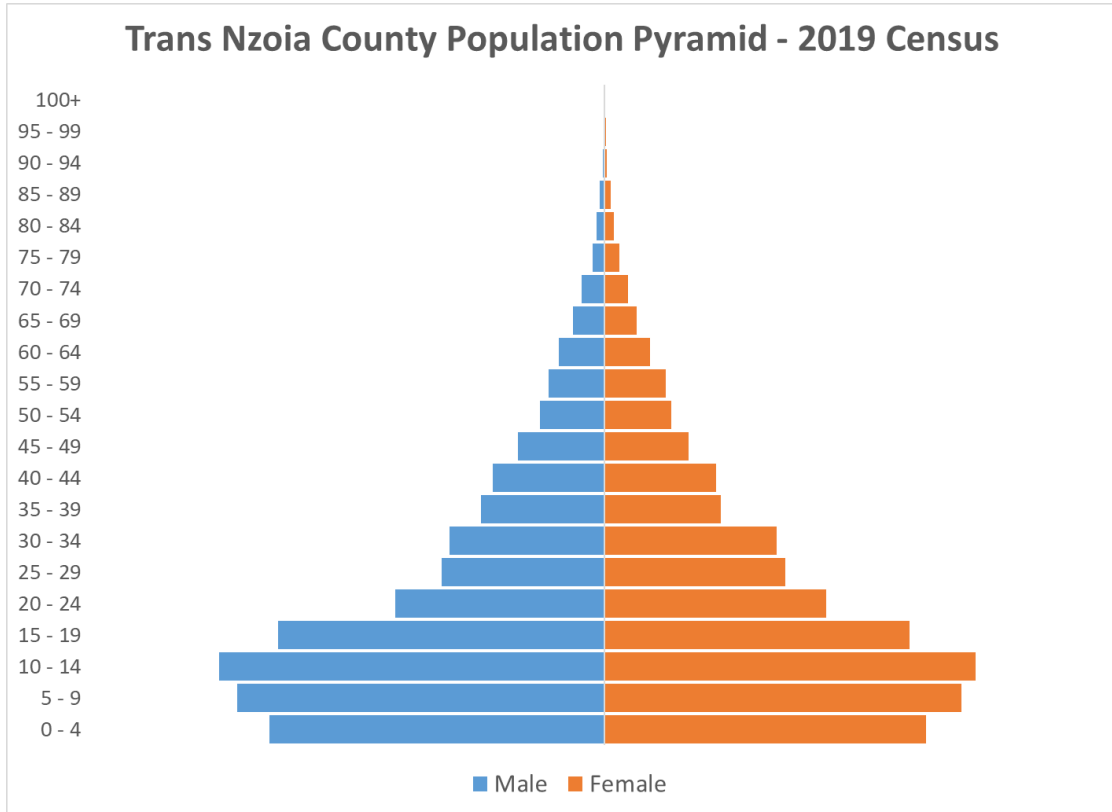
1.5 Demographic Features

1.5.1 Population Size, Composition and Distribution

The Kenya Population & Housing Census 2019, Census enumerated a total of 990,341 persons comprising of 489,107 males, 501,206 females and 28 inter sex. The County has generally a youthful population with 77.1 percent (763, 969 persons) of its population below the age of 35 years depicting high need for employment opportunities and demand for education, health and social amenities. On the other hand the economically active age group which comprises the cohort of (15-64) years represents 53.9 percent of the total County population while the female reproductive age group (15-49 years) consists of 24 percent of the total population. Trans Nzoia County has two main urban centres namely Kitale and Kiminini towns. The 2019 census enumerated a total population of 178, 734 persons out of which Kitale had 162, 174 inhabitants while Kiminini had 16,560 inhabitants. The populations of these towns are projected to increase to 199,119 in 2022 and 238,388 in 2027 respectively.



Figure 1: County Population Age Structure



Source: Kenya National council for population and development

Trans Nzoia Population pyramid has a wide base but the populations of the age groups taper towards higher age groups. This indicates that Trans Nzoia’s population has high birth rates, but also has a high mortality rate.

The table shows the projected population for the five sub counties by sex namely Saboti, Cherangany, Kwanza, Endebess and Kiminini for the years 2019, 2022, 2025 and 2027.



Table 1.0.3 Population Projections (by Sub-County and Sex)

Sub-county	Census (2019)			2022 (Projection)			Projection (2025)			Projection (2027)					
	M	F	Inter-sex	M	F	Inter-sex	T	M	F	Inter-sex	M	F	Inter-sex	T	
Saboti	101,198	101,174	5	112,739	112,713	6	225,458	125,597	125,567	6	251,171	134,974	134,942	7	269,922
Cherangany	113,498	116,029	11	126,442	129,262	12	255,716	140,863	144,004	14	284,880	151,379	154,755	15	306,148
Kwanza	100,234	103,584	3	111,665	115,398	3	227,066	124,401	128,558	4	252,963	133,688	138,156	4	271,848
Endebess	56,090	55,689	3	62,487	62,040	3	124,530	69,613	69,116	4	138,733	74,810	74,276	4	149,090
Kimini	118,087	124,730	6	131,555	138,955	7	270,516	146,558	154,803	7	301,368	157,499	166,360	8	323,867



Table 5 presents the population projection by Age cohort

Table 4 above indicates that Kiminini Sub county is projected to have risen from a total population of 242,823 in 2019, to 270,516 in 2022. This is expected further to rise to 323,867 in 2027. The number of female is projected to have risen from 124,730 to 138,955 in 2019 and 2022 respectively than male which projected to rise from 118,087 in 2019 and 131,555 in 2022.

Table 1.0.4 Population Projections by Age Cohort

Age	2019 (Census)			2022 (Projection)			2025 (Projection)			2027 (Projection)		
	Male	Female	Total	Male	Female	Total	Male	Female	Total	Male	Female	Total
0-4	65,326	64,232	129,558	66,012	65,487	131,499	64,389	63,236	127,625	63,182	62,051	125,233
5-9	71,635	71,287	142,922	64,450	65,099	129,550	65,884	67,073	132,956	64,841	65,568	130,409
10-14	75,156	74,192	149,348	62,050	62,807	124,857	62,750	63,595	126,345	63,713	64,923	128,636
15-19	63,629	60,915	124,544	58,641	58,759	117,400	60,936	61,134	122,070	61,414	61,670	123,084
20-24	40,757	44,351	85,108	53,140	53,269	106,408	56,011	55,486	111,498	57,519	57,050	114,569
25-29	31,725	36,224	67,949	49,018	49,380	98,398	49,842	49,786	99,627	51,734	51,261	102,994
30-34	30,115	34,425	64,540	42,354	42,157	84,511	47,472	46,930	94,402	48,026	47,226	95,252
35-39	24,055	23,253	47,308	35,038	34,840	69,878	38,302	37,761	76,063	41,677	40,893	82,570
40-44	21,786	22,284	44,070	26,383	26,977	53,360	32,367	32,148	64,515	34,531	34,102	68,633
45-49	16,867	16,809	33,676	18,357	18,729	37,085	22,084	22,936	45,019	26,033	26,344	52,377
50-54	12,519	13,417	25,936	12,733	13,199	25,932	15,639	15,541	31,180	18,089	18,308	36,396
55-59	10,888	12,207	23,095	9,551	10,185	19,736	10,360	11,176	21,536	12,234	12,709	24,943
60-64	8,807	9,082	17,889	7,721	8,036	15,757	8,365	9,012	17,377	8,871	9,656	18,527
65-69	6,137	6,540	12,677	5,719	5,991	11,711	6,416	6,872	13,288	6,809	7,488	14,297
70-74	4,371	4,778	9,149	4,352	4,666	9,019	4,257	4,883	9,140	4,657	5,426	10,083
75-79	2,347	3,060	5,407	3,012	3,308	6,319	3,214	3,919	7,133	3,190	4,053	7,242
80+	2,986	4,147	7,133	3,713	4,315	8,028	3,681	4,765	8,446	3,812	5,316	9,128
Total	489,106	501,203	990,309	522,244	527,203	1,049,448	551,969	556,253	1,108,221	570,330	574,044	1,144,374

*intersex population has not been included

The Kenya Population & Housing Census 2019, enumerated a total of 990,341 persons comprising of 489,107 males, 501,206 females and 28 inter sex. The proportion of the population in Trans Nzoia for the Children of Age 0-14 is 36.8 percent of the projected County population in 2022. The County has generally a youthful population with 792,623 of her population below 35 years of age, representing 75.5 per cent of the total projected population for the County in 2022 and only 7,133 persons above 80 years of age. On the other hand, the labour force mainly of ages 15-64 years has a projected population of 628,465 persons in 2022 representing 60 percent of the total County population, indicating a high dependency rate of 67 percent.



Table 1.0.5 Population Projections by Urban Area

Urban Area	2019 Census			2022 (Projection)			2025 (Projection)			2027 (Projection)		
	M	F	T	M	F	T	M	F	T	M	F	T
Kitale	80,521	81,648	162,174	89,704	90,960	180,670	99,935	101,334	201,275	107,395	108,899	216,301
Kiminini	7,980	8,580	16,560	8,890	9,559	18,449	9,904	10,649	20,553	10,643	11,444	22,087
Total	88,501	90,228	178,734	98,594	100,519	199,119	109,839	111,983	221,828	118,038	120,343	238,388

Source: KNBS 2022

Trans Nzoia County has two main urban centres namely Kitale and Kiminini towns. The total projected population for these towns is 199,119 in 2022 and 238,388 in 2027. Table 6 shows the projected population for Kitale and Kiminini for the years 2019, 2022, 2025 and 2027.

The population for Kitale and Kiminini was 162,174 and 16,560 respectively in 2019. This population is projected to increase to 180,670 and 18,449 in 2022 respectively. The population will rise further to 216,301 for Kitale and 22,087 for Kiminini in 2027.

The County Government of Trans Nzoia will plan for the increasing population specifically by harnessing the demographic dividend and benefit accruing to it, by creating more job opportunities and training the youth in entrepreneurial skills. In addition, the County residents should embrace the growing trend for undertaking farming as a business (agribusiness).

1.5.2 Population Density and Distribution

Table 7 below provides a summary of population density and distribution by sub-county.

Table 1.0.6 Population distribution and density by Sub-County

Sub-County	2019 (Census)			2022 (Projection)		2025 (Projection)		2027 (Projection)	
	Area (KM ²)	Population	Density	Population	Density	Population	Density	Population	Density
Saboti	355.4	202,377	569	225,458	634	251,171	707	269,922	759
Cherangany	629.1	229,538	365	255,716	406	284,880	453	306,148	487
Kwanza	465.3	203,821	438	227,066	488	252,963	544	271,848	584
Endebess	678.4	111,782	165	124,530	184	138,733	205	149,090	220
Kiminini	366.9	242,823	662	270,516	737	301,368	821	323,867	883

Source: KNBS 2022



Kiminini Sub County is the densely populated sub county with the highest projection rise from 662 persons per square kilometer in 2019, to 737 people per square kilometer in 2022 and expected to rise further to 821 persons per square kilometer in 2027. On the other hand, Endebess is the least populated sub county with the lowest population density rising of 165 persons per square kilometer in 2019, and projected to rise to 205 people per square kilometer in 2022. This also expected to rise to 225 persons per square kilometer in 2027. The low density in Endebess sub county is attributable to parts of the county be covered by Mt. Elgon Forest, large tracts of ADC land and National park.



1.5.3 Population Projection by Broad Age Groups

The table below presents population projection by broad age groups.

Table 1.0.7 Population by Broad age groups

Age Group	2019 (Census)			2022 (Projections)			2025 (Projections)			2027 (Projections)		
	M	F	T	M	F	T	M	F	T	M	F	T
Infant Population (<1 Year)	11,952	11,755	23,707	13,315	13,096	26,411	14,834	14,589	29,423	15,941	15,678	31,619
Under 5 Population	65,326	64,232	129,558	72,776	71,558	144,334	81,076	79,718	160,795	87,129	85,670	172,799
Pre-School (3- 5 Years)	42,224	41,163	83,387	47,040	45,858	92,897	52,404	51,087	103,492	56,317	54,901	111,218
Primary School (6 –13 Years)	117,707	117,160	234,867	131,131	130,522	261,653	146,086	145,408	291,494	156,993	156,263	313,256
Secondary School (13 –19 Years)	93,751	90,719	184,470	104,443	101,065	205,508	116,355	112,592	228,946	125,041	120,997	246,038
Youth (15 –29 Years)	136,111	141,490	277,601	151,634	157,627	309,261	168,928	175,604	344,531	181,539	188,713	370,252
Women of Reproductive Age (15 – 49 Years)	-	238,261	238,261	-	265,434	265,434	-	295,706	295,706	-	317,782	317,782
Economically Active Population (15 – 64 Years)	261,148	272,967	534,115	312,936	315,531	628,465	341,378	341,910	683,287	360,128	359,219	719,345
Aged (65+)	15,842	18,528	34,370	17,649	20,641	38,290	19,662	22,995	42,657	21,129	24,712	45,841

Source: KNBS 2022



a) Infant population (Under 1 Year)

The under one population was 23,707 persons as per the 2019 census of which 11,952 were male and 11,755 were female. This is projected to increase to 26,411 persons in 2022 out of which 13,315 are male and 13,096 are female. This is further projected to increase to 31,619 at the end of plan period in 2027 comprising 15,941 males and 15,678 females. This information is vital when programming for the special needs of this age group notably immunization as well as other investments and public services to cater for this age group.

b) The Under Five Years Children

This age group had a population of 129,558 in 2019 consisting of 65,326 male and 64,232 female. The population is projected to increase to 144,334 in 2022 with 72,776 males and 72,776 female. At the end of plan period in 2027, this age group population is anticipated to rise to 172,799. This calls for increased investment in early child hood development programs namely ECDE infrastructure, nutrition, and medical care to cater for the increasing number of children.

c) The Primary School Going Age (6-13 years)

In 2019, the age group had a population of 234,867 out of which 117,707 were male and 117,160 females. The projected population is 261,653 in 2022 and further expected to rise to 313,256 in 2027. This increased population calls for the county to invest in primary school infrastructure such as classrooms and other learning resources such a text books and equipment. Furthermore, there is need to recruit more teachers so as to improve on the teacher to pupil ratio.

d) The Secondary School Going Age (13-19 years)

According to 2019 census, the age group had a population of 184,470 out of which 93,751 were male and 90,719 females. The population is projected to increase to 205,508 and 246,038 by end of 2022 and 2027 respectively. The rise in population necessitates the county to invest in secondary school infrastructure such as classrooms, laboratories and dormitories. The increased enrolment in secondary schools will also require recruitment of additional teachers and the improving capacities of higher learning institutions to absorb those proceeding to universities and TVETS.

e) The Youthful Population (15-29 years)

The 2019 census enumerated the youthful population as 277,601 and is projected to rise to 309,261 in 2022 out of which 151,634 are males and 157,627 are females. The population is projected to



increase further to 344,531 and 370,252 in 2025 and 2027 respectively. The youth form 37 percent of the County's population. This calls for interventions that will empower the youth through employment creation. The county will promote technical skills in youths through expansion and equipping of the Vocational training institutions to support the growing population.

f) Women of Reproductive Age (15-49)

The 2019 census enumerated a total of 238,261 females in this age category. This number is projected to increase to 265,434 in 2022 and further rise to 317,782 by 2027. To meet the needs of this age group, the County Government will invest in Promoting improved reproductive, maternal, neonatal child, and adolescent Health Services. Delivery through skilled birth attendants will be promoted to reduce incidences of maternal mortality besides increasing uptake of family planning commodities.

g) Economically Active Population (15 – 64) Years

The labor force population of ages 15-64 years is projected at 628,465 persons in 2022 representing 59.9 percent of the total County population, indicating a dependency rate of 67 percent. This population is projected to increase to 683,287 in 2025 and further rise to 719,345 by 2027. The County Government shall implement projects and programmes that will stimulate economic growth through employment creation, provision of favorable business environment and increasing agricultural productivity and value addition.



1.5.4 Population of Persons with Disability

According to the 2019 census report the county has a total of 24,146 persons with disabilities. This corresponds to 2.4 percent of the total county population. The main types of the disabilities identified in the census report are visual, hearing, mobility, cognition, self-care, communication and albinism. Majority of the reported disabilities are of visual type (6,609), followed by mobility (6,166) while the disability type with least persons is self-care (2,272). Additionally, majority of the persons with visual, hearing, mobility, self-care and cognition are in the age category of 55 years and above while that of communication are in the range of 5-14 years. This indicates that the county Government needs to invest on programmes that takes care of the elderly population with disability who are more vulnerable. Such programmes would include; cash transfer and social protection initiatives. The county also needs to construct and equip ECDE classrooms and provide specialised equipment specifically for special needs pupils.

The table provides a summary of the population with disability by Sub County, type and gender.

Table 1.0.8 Population of Persons with Disability by Type, gender and Sub County

Population by Broad age category	Age 5+			5-14			15-24			25-34			35-54			55+		
	Total	M	F	Total	M	F	Total	M	F	Total	M	F	Total	M	F	Total	M	F
Visual	860,763	423,765	436,976	292,272	146,787	145,476	209,679	104,385	105,287	132,485	61,837	70,644	150,985	75,225	75,759	75,342	35,531	39,810
Hearing	6,609	2,916	3,693	944	530	414	869	439	430	561	263	298	1,422	519	903	2,813	1,165	1,648
Mobility	2,727	1,273	1,454	623	309	314	440	235	205	273	141	132	410	209	201	981	379	602
Self-care	6,166	2,574	3,591	621	336	285	486	277	209	461	228	233	1,269	585	684	3,329	1,148	2,180
Cognition	2,272	1,169	1,103	643	347	296	366	228	138	234	150	84	294	159	135	735	285	450
Communicating	3,639	1,596	2,043	559	292	267	634	349	285	481	252	229	735	311	424	1,230	392	838
	2,522	1,399	1,123	994	562	432	611	357	254	323	190	133	300	167	133	294	123	171

Source: KPHC 2019



1.5.5 Demographic Dividend Potential

Demographic dividend is the economic growth that may result from changes to a country’s age structure, brought about by a decline in fertility and mortality rates. Evidence shows counties are at different stages of the demographic transition.

Population and Housing Census of 2019 enumerated a total of 421,828 persons under age of fifteen, 34,366 persons above 65 of age whereas the working population was enumerated to be 534,115. This presents a dependency ratio of 85.4 %. This ratio is expected to reduce gradually to 59.1% by 2027.

Implementing demographic dividend programmes helps in; reducing birth rate which will eventually decrease number of dependents supported by working adult population; releases resources to invest in education and health in particular; develop quality jobs through economic policy and ensure the education system meets the skills needs for quality jobs.

The table provides an analysis of the Trans Nzoia demographic dividend potential from the year 2019 to 2027 at the end of CIDP period.

Table 1.0.9 Demographic Dividend Potential

Category	2019	2023	2024	2025	2026	2027
Population size	990,309	1,069,039	1,088,630	1,108,221	1,126,298	1,144,374
Population below 15 (%)	421,828	386,245	386,586	386,926	385,603	384,278
Population 15 – 64 (%)	534,115	646,741	665,013	683,287	701,317	719,345
Population above 65 (%)	34,366	36,054	37,031	38,007	39,378	40,750
Dependency Ratio	85.4	65.3	63.7	62.2	60.6	59.1
Fertility Rate	3.7	3.5	3.5	3.5	3.4	3.4



1.6 Human Development Index

The Human Development Index (HDI) is a summary measure of average achievement in key dimensions of human development: a long and healthy life, being knowledgeable and have a decent standard of living. The HDI is the geometric mean of normalized indices for each of the three dimensions.

The health dimension is assessed by life expectancy at birth, the education dimension is measured by mean of years of schooling for adults aged 25 years and more and expected years of schooling for children of school entering age. The standard of living dimension is measured by gross national income per capita.

1.7 Poverty Analysis

The monetary poverty rate for Trans Nzoia is 34.1% which is nearly the same as the national rate of 35.7% with approximately 337,935 people in Trans Nzoia being monetarily poor. Trans Nzoia has a multidimensional poverty rate of 58.7%, which is 24-percentage point higher than the monetary poverty rate of 34.1% with a total of 580,834 people being multidimensionality poor.

When disaggregated by age groups, 57.7% of children in Trans Nzoia are multidimensionality poor. This is 5-percentage points higher than the national average of 52.5%. Among the youths, 54% are multidimensionality poor compared to a national average of 48.1% while for the elderly population, 58.7% are multidimensionality poor compared to a national average of 55.7%.

Among children aged 0-17, the core drivers of multidimensional poverty are sanitation (72.8%), housing (67.7%), nutrition (50.7%) and information (30.2%). For youths aged 18-34, the core drivers of multidimensional poverty are sanitation (58.9%), housing (58.4%), education (55.7%) and economic activity (38.6%). Among adults aged 35-59, the core drivers of multidimensional poverty are education (72%), economic activity (73%), sanitation (66%) and housing (60%). Among the elderly aged 60+, the core drivers of multidimensional poverty are sanitation (75%), housing (72.4%), nutrition (52%) and education (42%).



CHAPTER TWO

PERFORMANCE REVIEW OF THE PREVIOUS CIDP

2.0 Overview

This chapter provides a review of implementation of the previous CIDP 2018-2022. It presents an analysis of county performance in terms of revenues, expenditures and key outcomes as well as the major challenges faced and emerging issues in the implementation of the previous CIDP 2018-2022. The chapter also analyses key sectoral development issues as well as the natural resource assessment of the county.

2.1 Analysis of the County Revenue Sources

This section provides information on the county annual projected revenues versus actual receipts within the previous CIDP 2018-2022 under review. In the period under review, the county revenue comprised of locally raised revenue (own source) revenue and transfers from the National Government consisting of equitable share and conditional grants from both the National Government and development partners.

The table provides a summary of revenue performance in the period 2018-2022.



Table 2.0.1 Analysis of County Revenue Sources

Revenue Sources	Revenue Projection (Ksh. million)					Actual Revenue (Ksh. million)				
	Base year 2018/19	FY 2019/20	FY 2020/21	FY 2021/22	FY 2022/23	Base year 2018/19	FY 2019/20	FY 2020/21	FY 2021/22	*FY 2022/23 (As at 31/2/2023)
Equitable Share	5,620,600,000	5,760,300,000	5,760,300,000	7,186,157,670	7,186,157,670	5,620,600,000	5,264,914,200	5,760,300,000	6,611,265,058	1,796,539,417
Conditional grants (GOK)	473,000,418	377,918,045	350,457,356	153,297,872	298,797,872	169,290,418	284,651,527	350,457,356	-	-
Conditional Grants (Development Partners)	745,728,311	1,028,201,519	669,629,613	571,686,484	569,186,484	586,186,593	687,762,370	510,119,981	337,747,244	-
Own Source Revenue	500,000,000	500,000,000	493,799,500	529,500,000	629,500,000	372,555,792	356,077,068	340,453,746	379,991,105	189,857,399
Other Sources (specify)	703,231,595	307,966,778	1,122,020,899	864,662,730	-	551,438,259	307,966,778	1,227,822,976	864,662,730	574,892,612
Total	8,042,560,324	7,974,386,342	8,396,207,368	9,305,304,756	8,683,642,026	7,300,071,062	6,901,371,943	8,189,154,059	8,193,666,137	2,561,289,428

*FY.2022/23 –Revenue as at 31st December 2022

Source: County Treasury

In the period under review, 2018-2022, the budgeted revenue was Ksh.42.4 Billion with main targeted revenue sources comprising the equitable share and conditional grants as well as own source revenue (OSR) generated locally within the county. This budgeted revenue consisted of kshs 31.5 Billion equitable share, Kshs.5.2 Billion conditional grants and 2.7 Billion Ksh for own source revenue as well as Kshs.3 Billion from other sources.

The revenue performance in the period under review was unsatisfactory as only 78.2 percent (Ksh.33.14 Billion) of the targeted revenue was realized. The revenue performance among the revenue sources were 79.5 percent, 48.6 percent, 59.2 percent and 61.8 percent for equitable share, conditional grants from the National Government, conditional grant of the development partners and own source revenue respectively.



The underperformance in the equitable share and conditional grants is attributed to;

- i. Short fall in revenue collection by National Government,
- ii. Policy changes during revenue allocation -CARA,
- iii. Emergence of COVID 19 pandemic and the ensuing containment measures which affected the economic environment.
- iv. Non receipts of some of the budgeted conditional grants such as Leasing of medical equipment.
- v. Stringent donor conditions in meeting performance requirements for the disbursement of some of the conditional grants such as Kenya devolution support program (KDSP), Agriculture sector development support program (ASDSP), National agricultural and rural inclusive growth projects (NARIGP) and Transforming Health systems for Universal care project (THSCUP).

The Own Source Revenue (OSR) performed dismally as only 55.6 percent (Kshs. 1.47 Billion) of the targeted Kshs. 2.65 was realized. The inadequate performance of own source revenue in the period under review is attributed to;

- i. Decreased revenue collection as a result of Covid-19 containment measures on the local business and the informal sector;
- ii. Inadequate mapping of revenue sources;
- iii. Delayed enactment and implementation of enabling laws e.g FIF Bill, liquor license etc;
- iv. Inadequate personnel in the Revenue directorate;
- v. Inadequate means of transport for revenue collection, monitoring and enforcement;
- vi. General tax evasion by the public;
- vii. Inadequate training and capacity enhancement of revenue collectors;
- viii. Overambitious revenue targets

Analysis of the revenue sources over the plan period reveals that that the county is over reliant on transfers from the National Government (equitable share and conditional grants) as the major source of county revenue hence there is need to grow own source revenue.



2.2 County Budget Expenditure Analysis

The total approved (allocated) budget for both recurrent and development expenditure for the five-year CIDP 2018-2022 period was Kshs. **41,591,877,252** while the total sectors expenditure over the same period was Kshs. **26,625,795,803**. This translates to overall absorption rate of 64.01 percent of total approved budget. Table 2.02 provides a summary of the budgetary allocation versus the total expenditure for each of the county sectors for the period under review.

2.2.1 Recurrent Expenditure Analysis

The total allocated budget for recurrent expenditure for the plan period 2018-2022 as at 31st December 2022 was Kshs. 22,485,355,804 denoting an absorption rate of 88.3 percent of the total recurrent budget. The recurrent budget allocation varied across the county sectors with the Health corporate receiving the highest allocation of 33 percent (7.4B) of the total budgetary resources while office of the county Attorney had the least allocation at 0.1 percent (32.8M) of the total approved budget.

The Finance, County assembly, Governance & Public Service Management departments were allocated 14 percent, 13 percent and 12 percent respectively while the rest of the departments each received less than 10 percent of the total allocation. The absorption rates varied across the departments with Governnace & PSM, County Assembly, Health, Education, Agriculture, Public works, and Finance expending 95.5 percent, 94.7 percent, 87.2 percent, 85.7 percent, 85.5 percent and 83.6 percent respectively. Table 2.0.2 and Figure 2 provide the recurrent budget expenditure analysis.



Table 2.0.2 Total recurrent budgetary allocation vs total Actual expenditure by sector

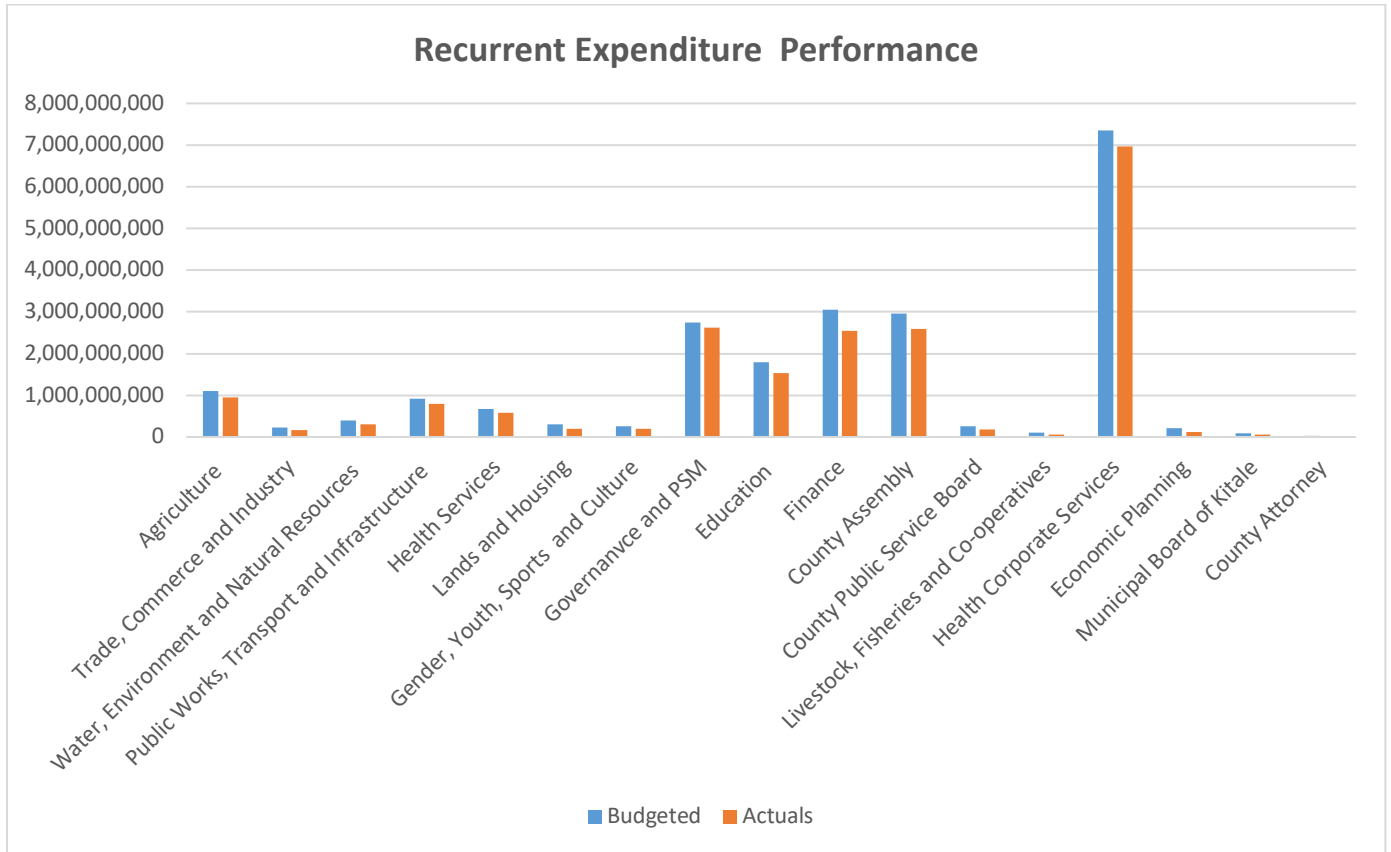
Recurrent Expenditure Analysis					
Department	Budgeted	Actuals	Variance	% of Total Budgeted	Absorption Rate (%)
Agriculture	1,103,169,504	946,535,253	156,634,251	4.9	85.8
Trade, Commerce and Industry	228,472,097	160,401,116	68,070,981	1.0	70.2
Water, Environment and Natural resources	402,358,876	305,509,786	96,849,090	1.8	75.9
Public Works, Transport and Infrastructure	924,662,308	796,435,633	128,226,675	4.1	86.1
Health Services	676,717,437	573,601,585	103,115,852	3.0	84.8
Lands, Housing, physical planning and urban Development	300,121,088	195,859,678	104,261,410	1.3	65.3
Gender, Youths, Sports and Culture	251,063,705	201,725,180	49,338,525	1.1	80.3
Governance and PSM	2,747,243,566	2,622,559,797	124,683,769	12.2	95.5
Education and ICT	1,796,099,910	1,538,539,483	257,560,427	8.0	85.7
Finance	3,046,707,643	2,547,794,665	498,912,978	13.5	83.6
County Assembly	2,965,532,541	2,585,541,873	379,990,668	13.2	87.2
County Public Service Board	254,890,863	186,612,365	68,278,498	1.1	73.2
Livestock, fisheries and co-operatives	99,548,309	54,165,155	45,383,154	0.4	54.4
Health Corporate Services	7,358,082,426	6,970,796,949	387,285,477	32.7	94.7
Economic Planning	208,905,535	117,854,238	91,051,297	0.9	56.4
Municipality Board of Kitale	88,965,000	55,820,000	33,145,000	0.4	62.7
County Attorney	32,815,000	3,273,259	29,541,741	0.1	10.0
TOTAL	22,485,355,804	19,863,026,015	1,967,644,623	100	88.3

*The figures for as at 31st December 2022.

Source: County Treasury, 2023



Figure 2: Recurrent Budget Allocation vs Actual Expenditure



2.2.2 Development Expenditure Analysis

As presented in the table 2.0.3, the total actual development expenditure for the CIDP period was Kshs. 10,101,741,026 against a total allocation of Kshs 15,879,830,167 depicting an absorption rate of 63.6 percent.

The Health sector received 2.5B of the total development budgetary allocation accounting for 15.7 percent of the total development budgetary resources. An analysis of the budget absorption depicts a significant number of departments had appropriated more than half of their allocated development budget. Among the departments who recorded considerably high absorption rates include Economic Planning (90.7 percent), livestock, fisheries and cooperative development (76.2 percent), health corporate services (73.5 percent) and Water, Environment and Natural resources



(71.3 percent). On the other hand the low absorption of the budget was realised in County Public Service Board (CPSB) – 15.6 percent, County Assembly (33.6 percent), Kitale Municipal Baord (46 percent), Governnace and public service management (46.2 percent) and Trade, commerce and Industry (48 percent). These departments expended less than half of their total allocated development budget.

Table 2.0.3 County Total Development budget allocation vs Total Actual Devevelopment Expenditure by sector

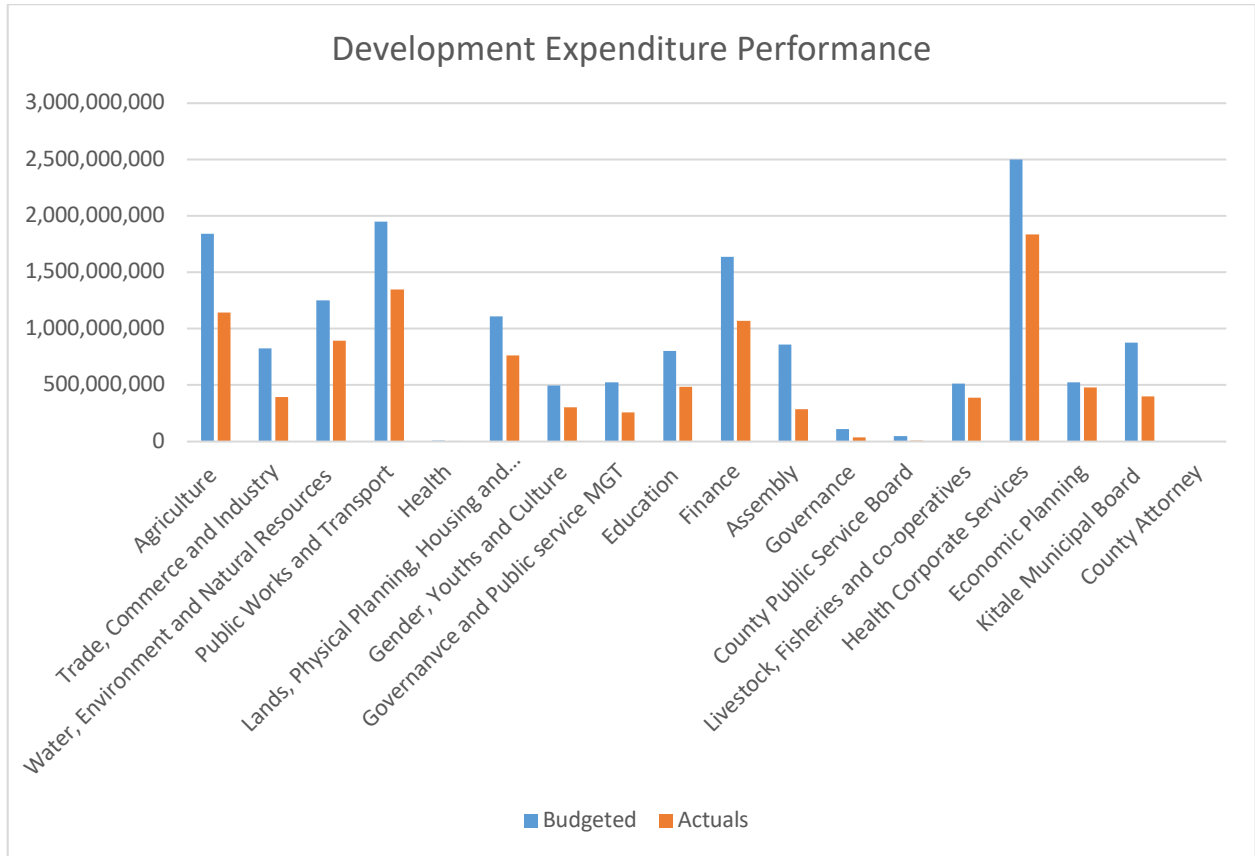
Development Expenditure Analysis					
Department	Budgeted	Actuals	Variance	% of Total Budgeted	Absorption rate (%)
Agriculture	1,844,041,069	1,142,587,193	701,453,876	11.6	62.0
Trade, Commerce and Industry	824,722,091	395,510,493	429,211,598	5.2	48.0
Water, Environment and natural Resources	1,251,752,809	892,772,578	358,980,231	7.9	71.3
Public Works, Transport and Infrastructure	1,947,640,268	1,348,486,807	599,153,461	12.3	69.2
Health	8,037,244	728,600	7,308,644	0.1	9.1
Lands, Housing,physical planning and urban Development	1,110,465,194	763,505,020	346,960,174	7.0	68.8
Gender, Youths and Culture	495,615,223	304,779,623	190,835,600	3.1	61.5
Governanvce and PSM	632,861,629	292,182,859	340,678,770	4.0	46.2
Education and ICT	802,894,656	485,995,796	316,898,860	5.1	60.5
Finance	1,636,528,865	1,069,758,424	566,770,441	10.3	65.4
County Assembly	861,093,517	289,375,688	571,717,829	5.4	33.6
County Public Service Board	49,492,883	7,741,328	41,751,555	0.3	15.6
Livestock, fisheries and co-operatives	513,617,338	391,214,950	122,402,388	3.2	76.2
Health Corporate Services	2,499,917,812	1,837,397,923	662,519,889	15.7	73.5
Economic Planning	526,345,243	477,267,812	49,077,431	3.3	90.7
Municipality Board of Kitale	874,804,328	402,435,932	472,368,396	5.5	46.0
County Attorney	0	0	0	0	0
TOTAL	15,879,830,167	10,101,741,026	5,778,089,141		63.6

*The figures cover upto 31st December 2022.

Source: County Treasury, 2023



Figure 3: Development Budget Allocation vs Actual Expenditure



Source: County Treasury, 2023

2.3 Sector Programmes Performance Review

2.3.1 Agriculture, Rural and Urban Development

During the review period, maize yields increased from 15 to 20-90kg bags due to introduction and promotion of non- acidifying fertilizers; and provision of subsidized fertilizer. To enhance soil fertility and management, 2,000 soil samples were analyzed for nutrient composition and results shared with farmers.

In a bid to promote crop diversification, the sector procured and distributed 50,000 Avocado, 15,000 macadamia, 70,000 coffee subsidized seedlings. This initiative increased the area under



Avocado by 606 acres, Macadamia by 49.5 acres and coffee by 70 acres. To reduce post-harvest losses, the sector procured and distributed 7,500 hermetic bags to farmers; and promoted improved technologies by subsidizing grain-drying services. The county government in collaboration with the national government through the Kenya Cereal Enhancement Programme and Climate Resilient and Livelihood (KCEP-CRAL) supported construction and equipping of three warehouses-Suwerwa Huruma in Cherangany, Mavuno cooperative in Cherangany and Kapsitwet Cooperative in Kwanza. Further, the county received 5,850 litres of assorted insecticides from the ward specific allocation and national government to combat Fall Army worm and African Armyworms.

Through the National Agriculture Rural Inclusive Growth Project, 4 value chains on Dairy Cow, Local Chicken, bananas and tomatoes were supported. In addition, 336 community, driven micro projects were supported and include; installation of 83 Green Houses, feed formulation, tomato production, banana production, and posho mills. A total of 186 farmers within the VMG (Vulnerable and Marginalised Groups) beneficiaries under Kaptega Landscape Management activities were supported with 3 Water infiltration technologies (Retention ditches, Fanya juu & Grass strip/unploughed strip/thrashlines), fruit trees (Hass Avocado) and Agroforestry trees (Grevellia). Similarly, 14 Producer Organizations were supported among which included 6 Chicken; 4 Tomato, 4 Banana and 9 Dairy value chains organizations.

To enhance livestock production, the sector installed 18 milk coolers with support from national government. A total of 2,500 acres of land for livestock feeds was established while 1,350 tonnes of fodder/pasture were harvested and preserved. The sector also distributed 10,000 improved local day old chicks to farmers. To promote modern breeding technology, 1,600 of semen straws were procured. During the same period, the sector established 10 apiaries and held 35 field days/farm demonstrations and trained 5000 farmers.

During the review period, 21.166 tonnes of aquaculture fish was harvested and estimated to earn farmers Ksh. 6,165,430. Fish farmers increased from 1,735 to 1,781 while fishponds increased from 2,111 to 2,161 totaling to pond surface area under water of 639,829 m² in the County. A total of 452,886 tilapia mono sex and catfish fingerlings were procured and stocked in ponds and nine dams. During the same review period, 65 new fishponds of surface area of 19,500m² were



constructed and stocked and 45 farmers recruited. To enhance fish value addition, manage post-harvest losses and promote fish marketing, a construction design, bills quantities and documentation of a fish cold room was submitted for tendering. To promote supply and distribution of subsidized quality fingerlings, a county fish hatchery construction was started with a perimeter wall being completed.

Further, to strengthen cooperative development the sector revived 5 cooperative societies and provided ICT support to cooperative societies.

During the review period, the sector acquired three parcels of land measuring a total of 3 acres. These included two parcels in Kwanza ward in Amuka for a milk cooler (Kaisagat/Chepkoilel Block 5/Amuka 310) and land for dispensary (Kaisagat/Chepkoilel/ Block 5/Amuka 297) as well as land at Suwerwa ward at Tukomo for establishment of an ECDE classroom (Plot 344 Kapsimotwo). The sector also facilitated processing of 1351 title deeds for Kikwamet, Weonia, Kyetkei, Tulon farms among others. In addition, the sector prepared the County Spatial Plan and eight (8) Local Physical Development Plans which will guide infrastructure, service investments, survey and allocation of plots to enable residents to construct permanent developments. These include Kitale municipality, Kiminini, Kwanza, Sirende, Kiungani, Twiga, Chepchoina and Surungai plans. The Municipality Intergraded Urban Development plan was also successfully approved and will guide development within the Kitale Municipality.

2.3.2 Health Services

To enhance access to preventive and promotive healthcare the sector completed and operationalized a total of eight health facilities at the community level. In promoting reproductive, maternal, neonatal, child and adolescent health care the proportion of fully immunized children was increased from 54.8 percent to 79.9 percent while the proportion of skilled delivery rose from 30.7 percent in 2018 to 67.7 percent in 2022. On the other hand, the proportion of mothers who attended at least 4 ANC visits increased from 18.8 percent to 43.3 percent. These achievements were attributed to the increased partner support towards advocacy, communication and social mobilization (ACSM), training, on-job training and mentorship, equipment, support supervision, health products and technologies and increased infrastructure investment.



Under HIV/AIDS prevention and control in the County, the proportion under treatment increased from 50.5 percent to 83.9 percent. Similarly, the viral suppression increased from 69.7 percent to 87.5 percent. With regard to facility mortality the county managed to contain the mortality rates from 113.4 per 100,000 live births to 97.8 per 100,000 live births over the CIDP period.

To enhance access to quality health care, the Trans-Nzoia Teaching and Referral Hospital was 93 percent complete. The hospital was also equipped with 10 percent of the total assorted equipment required. The facility was partially operationalized with the Chronic Disease Management Unit and Palliative Care Unit transferred from Kitale County Hospital to the new facility. Other notable achievements by the sector in the period under review included the rehabilitation of the new-born baby unit, car park upgrading as well as the Kitale County Hospital as well as MES upgrades towards the Theatre and Central Sterile Department Equipment. The Endebess sub-county hospital was upgraded with 3 phase power upgrade as well as MES upgrades towards the Theatre and Central Sterile Department Equipment. The achievements in the health sector were attributed to employment of 352 health personnel of various cadres, various partner support towards Health systems strengthening in Health Information Systems, Infrastructure and Health Products and Technology. Specifically, the sector constructed 6 new dispensaries, mapped and operationalized 195 Community Health Units and constructed one incinerator.

During the review period, the sector facilitated the enactment of 4 legislation namely Trans-Nzoia Health Services Improvement Fund Act, Environmental Health Services Act, Community Health Services Act and Trans-Nzoia HIV Management Act with the aim of facilitating seamless sector operations.

2.3.3 Energy and Infrastructure

During the review period, the sector upgraded 3.87km of roads to bitumen standards against a target of 33km. This include; Referral hospital access road, Bank Street, Igana lane, cinema lane, sungura lane phase I and II, Milimani-showground, Kiminini township access roads and assembly-police line. The sector also graded and gravelled 900km of roads against a target of 1200km. To improve the road drainage, a total 236 ordinary culverts were installed against a



target of 802 Culverts County wide. The sector also demarcated 300km of roads against target 3000km. To enhance security and promote businesses through creation of enabling environment, the sector installed 100 highmast lights against a target of 125 highmast lights.

To enhanced supervision of roads projects, the sector acquired 1 RTK, 12 road construction equipment and 2 utility vehicles. In addition, the sector constructed 39 motorcycle sheds against a target of 100 Motorcycle sheds. Further, the sector; completed and operationalized the modern Kitale bus terminus which has improved transport management. The county mechanical workshop was also Completed and operationalized. In addition, construction of the fire station offices and duty houses were 98% complete. In partnership with the National government, the upgrading and expansion of Kitale airstrip runway was also completed.

2.3.4 Environment Protection, Water, Natural Resources and Climate Change

During the period under review, the proportion of households with access to clean and safe water increased from 35.32% to 39.8% with the average distance to safe water point reduced from 1.5km to 1.2km. This increase was attributed to the extension of water service line by 220km; construction and protection of 110 spring sources; drilling and equipping of 64 boreholes; and development of 16 hand dug wells. To improve sanitation, the sector, constructed 6 sanitation blocks in markets and schools. In addition, the sector procured an additional skip truck and eleven.

The county's tree cover increased from 10% to 15.1%. This was attributed to planting of over 5.5 million trees against a target of 3.5 million seedlings in gazetted forest areas, private farmland, community forests, public institutions. To enhance climate change mitigation and adaptation, the sector developed the climate change policy 2020, draft climate change action plan, County Information Service Plan and County climate change Fund Act 2021. Through the Act, the County qualified for Financing Locally-Led Climate Actions (FLLOCA) grants.

2.3.5 General Economic and Commercial Affairs (GECA)

During the review period, the 3000 trader's capacity Kitale business centre was 90 percent complete. Further, seven markets were rehabilitated, 41 producer business groups established and operationalized, 556 MSEs trained, and 4 textile cottage industries were established creating 16 direct jobs and fifty indirect jobs. To enhance consumer protection and fair-trade practices



7,374 weighing and measuring equipment were verified and 3,000 business premises were inspected.

2.3.6 Education

During the review period, ECDE enrollment increased from 39,618(20,312 boy and 19,306 girls) at 2018 to 40,438(20,561 boys and 19,877 girls) as at 2023. This was attributed to the construction of 10 ECD centres and 8 specialized toilets. The teacher pupil ration also improved from 1:74 to 1:58 due to employment of 24ECD caregivers. VTC enrollment increased from 2,912 to 3,200. This was attributed to the construction of 19 twin workshops and one dormitory, provision of tools and equipment in all the 32 VTC centers in the County. The sector also supported 3,200 beneficiaries with capitation funds. In addition, to support retention in schools the sector provided bursary to 13,000 beneficiaries against a target of 20,500.

2.3.7 Social Protection, Culture and Recreation

During the period under review, drafted the child protection, Minority, Gender and GBV policies. The sector also constructed hostels and other facilities at Kwanza rehabilitation center to 95% completion level. During the same period, Trans Nzoia County children rescue center (Bahati Rescue center) was completed and operationalized to accommodate 828 rescued children. A total of one hundred and fifty-three (153) children were successfully reintegrated with their families. Further, the sector constructed a library at makutano ward and engaged a total of six hundred (600) youth from informal settlements in cleaning the environment for a period of 9 months.

To develop and promote sports, the sector: commenced the rehabilitation of the Kenyatta Sports Stadium by developing drawings and designs; and rehabilitated fourteen (14) sports grounds. The sector also provided 47 sports teams and federations with assorted sports equipment and financial support to 51 sports team/ federation. The sector also developed a youth development policy and established Elgon Hub youth empowerment centre.

To enhance culture and heritage preservation, the sector: supported 35 performing artists; preserved 37 cultural sites; vetted and registered 15 cultural practitioners; and 28 community



cultural festivals were held including ward level cultural festivals. To enhance community peaceful co-existence, a total of 18 community councils of elders were supported. The county received 50,000 tourists both domestic and foreign who visited the 15 protected and preserved tourist attractions and sites. These were attributed to promotion of 12 tourism products and establishment of 2 ecotourism community-based projects, Kiptogot and Suam Ecotourism groups.

2.3.8 Public Administration and Intergovernmental/Internal Relations (PAIR)

During the review period, the sector trained and promoted 279 and 447 staffs respectively. The sector also sensitized and administered code of conduct and ethics to all staff. Construction of Kiminini sub county office was also completed. During the same period, the sector: held 400 Citizen engagements and civic education forums; developed policy on civic education and public participation; equipped and operationalized civic education and public participation unit; resolved/handled eighty-five (85) cases; established one anti-corruption committee and undertook 25 peace dialogue and engagement platforms and workshop.

During the period under review, the sector appointed four hundred and twenty six (426) staff in various county departments, two hundred and ninety seven (297) of them being on permanent and pensionable terms, eighty six (86) – absorbed into the service on P & P terms through suitability interview and forty three (43) appointed on contract; Approved extension of service contracts for two hundred and forty six (246) staff, eleven of them being Chief Officers; Renewed contracts of nine hundred and ninety one (991) staff to serve between six (6) months and three years (3) years contract. Out of 991 contracts, seven hundred and twenty (720) of them were ECDE Caregivers, eleven (11) Chief Officers and the rest were temporary staff mainly in the departments of Water, Environment and Natural resources; Agriculture, Livestock, Fisheries and Co-operative Development. The sub sector further appointed seventeen (17) staff to act in various positions within the establishments and re-designated eleven (11) staff to various positions.

The sector further promoted three hundred and thirty-six (336) staff to various positions; approved and trained one hundred and ninety-six (196) staff in short and long-term specialized



trainings including Strategic Leadership Development Programme (SLDP), Senior Management Course, Supervisory Development Skills and Refresher Courses for Drivers; confirmed thirty-five (35) staff into permanent and pensionable terms; approved students' attachments request of four hundred and eight (408). The sector also processed forty-two (42) disciplinary cases, twenty (20) of them have since been concluded and finalized and the remaining twenty (20) are at different stages of the disciplinary process.

Under ICT, the sector procured assorted ICT equipment and provided internet connectivity to Sub County offices. To enhance dissemination of information, the sector prepared 10 documentaries, published 2,500 articles online and prepared other assorted information education communication materials.

During the review period, the sector completed construction of county assembly perimeter wall; automation of office services was 70 percent complete; and construction of office block at the county assembly centre was also completed. Audio-Visual archiving & Live streaming equipment were also installed.

During the period under review the sector, prepared and submitted the following statutory documents: Annual development plans; Budget Circular; CBROP; CFSP; procurement plans and reports; and annual statement and quarterly financial reports. To enhance revenue collection, the sector automated revenue system and trained 13 officers on revenue administration and monitoring. The sector also trained: 8 officers in accounting service on IFMIS; 18 officers on Continuous professional development and 23 officers on M&E.

2.4 Challenges

- **Delays in Funds disbursement from the exchequer:** delayed release of exchequer revenue from the national government had a negative impact in implementation of the plan. This led to delayed procurement of goods and service hence hampering delivery timelines of planned projects and programs;
- **Low local revenue Collection:** the county government missed to attain its projected local revenue targets over the plan period especially during election period, revenue leakages, tax evasion and resistance from the eligible county revenue payers hence contributing to inadequate resource basket to finance the planned development projects;



- **Inadequate equipment and infrastructural facilities:** the county government had a shortage of specialized equipment and infrastructure such as inadequate health facilities, agricultural training centres, ECDE centres and office space and equipment for officers especially at the sub county and ward level, specialized machinery such as modern refuse trucks, dozers and excavators and modern fire engine which hampered delivery of county's key mandates;
- **Inadequate staffing levels:** The county government has had acute shortage of specialized and technical officers in various departments such as lack of substantive directors, Medical officers, agricultural extension officers, ECDE teachers and VTC instructors and engineers among others. Additionally, staff turnover created a gap hence negatively impacting on service delivery;
- **Inadequate data:** the county government has faced data gaps challenges which has hindered informed decision making and effective service delivery;
- **Inadequate legal and policy framework:** Inadequate policies and legal frameworks hindered implementations of some programmes;
- **Land ownership Challenges:** Majority of residents do not have land ownership documents which has hindered them from accessing credit from financing institutions due to lack of collateral. Additionally, disputes arising out of land ownership on which County infrastructure is to be established delayed implementation of projects in various department;
- **Climate Change:** Unpredictable weather patterns hampered road construction and maintenance and led to post-harvest losses as the county received a lot of rain during harvesting period. Additionally, outbreak of pests and diseases for crops and livestock such as fall armyworms, locusts, obnoxious weeds which hampered achievement of set targets;
- **Inadequate Supervision:** Inadequate staff and vehicles for monitoring progress of project implementation; and
- **Political interests:** Political interests in project selection and design, led to projects being spread thinly in all the county wards even in situations where this was not feasible.

2.5 Emerging Issues

- **Emerging Pests and diseases:** Outbreak of pest and diseases for crop and livestock such as fall armyworm, locust, obnoxious weed, black quarter, foot and mouth disease and lumpy skin diseases affected crop and livestock productivity; and



- **COVID-19 Pandemic:** The emergence of the Covid-19 pandemic in Kenya led to disruption of normal economic activities and reallocation of resources to fund covid-19 programs thus affecting sufficient allocation to other program.

2.6 Lessons Learnt

- Provision of an emergency fund is key in managing and mitigating unforeseen exigencies such as COVID-19;
- Effective M&E system is critical for the tracking implementation of planned programmes and projects;
- Key stakeholder involvement during program identification and implementation is vital in achieving set targets; and
- Alternative mechanisms to finance capital projects such as Public Private Partnerships (PPP) initiatives are necessary to enable departments achieve planned targets.



2.7 Natural Resource Assessment

Trans Nzoia County is endowed with variety of natural resources. The table 2.4 provides details of the Natural resources found within the county.

Table 2.0.4 Natural Resource Assessment

Name of Natural Resource	Dependent Sectors	Status, Level of Utilization ;Scenarios for Future	Opportunities for optimal utilization	Constraints to optimal utilization	Existing Management strategies	Sustainable strategies
River Koitobos(Sabwani,) Noigasmaget (Kapolet), Losourwa, Kaptega, Suam, Rongai (Kiminini, Ewaso Rongai) , and Kaptega	Water, Environment and Natural Resources; Agriculture, Livestock and Fisheries; Public Works, Transport and Energy	Declining flows due to over abstraction of water and encroachment of riparian land. This is expected to further to decline with embracing of water fed agriculture sector and climate change effects. Degradation of river banks due to human activities including unregulated sand harvesting Water quality expected to decline due to non-climate smart farming activities Enhancing micro climate leading to increased amount of rainfall	Can support farming activities (Irrigation, Aquaculture, Apiculture and livestock production). Blue economy such as water sporting’; Development of mini hydro power for clean and green energy generation.	Increased damming upstream; Application of Agrochemicals Deforestation along the river banks Unfavorable tree species within riparian land Duplication of roles between the County and National government functions	Legal and policy enforcement at county and National levels River rehabilitation programs WRUA in place Sensitization of the community on SLM practices	Legal and policy enforcement at county and National levels Wetland rehabilitation programs WRUA in place Sensitization of the community on Wetland Management practices
Wetlands (Saiwa, Namanjalala, Sinyereri/ Kipsaina, Kapolet, Chepkaitit, Chepchoina, Mubere, Kiptogot Machinjoni, Lokichar, Kitale Nature, Bidii/Pombo, Wamuni/Namwichula	Water, Environment and Natural Resources; Agriculture, Livestock and Fisheries;	Declining in wetland surface area due to uncontrolled human activities leading to biodiversity loss. These is expected to be acerbated by climate change effects Planting of unfavorable species of trees. Water quality expected to be affected negatively due to non-climate smart farming activities	To Control and storing of flood water Aquaculture Eco tourism Can support increased farming activities downstream through Irrigation	Development of water harvesting infrastructure upstream Application of Agrochemicals upstream Deforestation within wetland and its environs Unfavorable tree species within wetland and its environ	Legal and policy enforcement at county and National levels Wetland rehabilitation programs WRUA in place Sensitization of the community on Wetland Management practices	Legal and policy enforcement at county and National levels Wetland rehabilitation programs WRUA in place Sensitization of the community on Wetland Management practices



Name of Natural Resource	Dependent Sectors	Status, Level of Utilization ;Scenarios for Future	Opportunities for optimal utilization	Constraints to optimal utilization	Existing Management strategies	Sustainable strategies
Mt. Elgon and Saiwa Parks	Trade, Commerce, cooperative Development and Tourism; Wildlife, Forestry; Water, Environment and Natural Resources;	Declining population of wildlife (small game) due to poaching Invasive plant species affecting both flora and fauna Increase in human – wildlife conflict due encroachment Declining bio diversity due to climate change effects	Fencing to minimize human-wildlife conflict Increased local and foreign tourists' attraction Potential for development of hospitality industry and recreation sites	Poaching Climate change effects Invasive species Emerging issues like COVID-19 effects and consequences of poaching Inadequate staffing levels	Enhanced patrols Mechanical elimination of invasive species Community sensitization on effects and consequences of poaching Marketing of the parks	
Mt. Elgon	Tourism Agriculture Water and environment	High number of Tourists especially in the caves and Mt. Climbing activities Loss of the forest cover	Sustainable tourism practices; Best practices in waste water management and Wetland conservation in some farms; Ecotourism Cross Boarder Tourism	Community land practices; Water quality deteriorated from horticulture (Affecting quality of fish, and quality of tourism)	Working with Community Forest Associations(CFAs); Waste management	
Cherangany Hills	Tourism; Agriculture Water and Environment	Agro Tourism Sport fishing Tourism	Can support sport fishing(trout fish)	Overfishing Pollution	Legal and policy enforcement Forest rehabilitation program	



Name of Natural Resource	Dependent Sectors	Status, Level of Utilization ;Scenarios for Future	Opportunities for optimal utilization	Constraints to optimal utilization	Existing Management strategies	Sustainable Management strategies
Mt. Elgon, Sikhendu, Township and Kapolet Forests	Trade, Commerce, cooperative Development and Tourism; Wildlife, Forestry; Water, Environment and Natural Resources;	Declining forest cover due to growing population of the forest dependent communities, urbanization, illegal logging, forest fires, invasive species and increased effects of climate change Forest excision and encroachment	Enhance micro climate leading to increased amount of rainfall Increased apiculture Harvesting of tree seedlings for afforestation Sources of herbal medicine of Eco-tourism Growing interest in Conservation by stakeholders, development partners and donor e.g. EU, GEF etc.	Decreased forest cover due to pests and diseases as a consequence of climate change effects Illegal logging and poaching Inadequate funding to support conservation and protection measures Insufficient staff establishment.	Legal and policy enforcement Adopt climate change adaptation and mitigation actions Sensitization of the community on forest conservation Participatory forest management approach Increase promotion of bamboo for conservation and product utilization	Legal and policy enforcement Adopt climate change adaptation and mitigation actions Sensitization of the community on forest conservation Participatory forest management approach Increase promotion of bamboo for conservation and product utilization
Wildlife (Fauna and Flora); Buffalos Sitatunga Zebras Water bucks Bush bucks Velvet Monkey Columbus Monkey Elephants	Tourism Water and Environment	Game tourism Adventure tourism	Sustainable tourism Environmental conservation	Human wildlife conflicts Environmental degradation Over tourism Pouching and game hunting	Community wildlife conservation committees(CWCC) (Wildlife conservation and Management Act)	Community wildlife conservation committees(CWCC) (Wildlife conservation and Management Act)
Private forest (Kitale Club, Kitale Nature Conservancy, Poly noyce farm, Norman Pim)	Water, Environment and Natural Resources; Irrigation, Wildlife Forestry, Apiculture Eco-Tourism	Reducing forest cover due to change in land use Uncontrolled logging practices, forest fires, invasive species and increased effects of climate change	Increased apiculture Harvesting of tree seedlings for afforestation Sources of herbal medicine Promotion of Eco-tourism (Arboretum, parks and recreation sites) Growing interest in Conservation by stakeholders, development partners and donor such as GCF.	Decreased forest cover due to invasive species, pests and diseases as a consequence of climate change Uncontrolled logging Inadequate funding support to conservation activities Bureaucracy to access incentives to support on farm conservation Change in land use practices	Legal and policy enforcement at county level Carbon credit incentives Adoption of green and alternative source of energy Nature based enterprises Sensitization of the community on forest conservation	Legal and policy enforcement at county level Carbon credit incentives Adoption of green and alternative source of energy Nature based enterprises Sensitization of the community on forest conservation



Name of Natural Resource	Dependent Sectors	Status, Level of Utilization ;Scenarios for Future	Opportunities for optimal utilization	Constraints to optimal utilization	Existing Sustainable Management strategies
Sand in keyyo (Robinson/Kapkoi) valleys and long R. Nzoia	Construction	River bank degradation and weakening of infrastructure due to un controlled sand harvesting. Land degradation leading to hazard's	Alternative community livelihood Provision of locally available resources for construction Development of water storage structure e.g., sand dams	Lack of policy and legal framework at county level Increasing demand for housing and infrastructure for development	Establishment of policy and legislation at county level
Kayos, Saboti and Lukhome quarries	Public works	Increasing uncontrolled quarry activities due to high demand of construction materials leading to land degradation and potential for mud/landslides Increase in excavation filled with water forming breeding ground for vector borne diseases	Quarry sites can be used for sanitary land fill during decommission phase May be utilized as a water harvesting and storage facility for use in farming and recreational purposes on decommissioned quarry sites	Potential Source of water / vector borne diseases Land degradation Potential for drowning incidents Lack of policy and legal framework at county level Inadequate Mainstreaming of environmental safe guards (EIA) by County departments	Establishment of policy and legislation at county level Protection /fencing of quarry sites Backfilling of the decommissioned sites Mainstreaming of environmental safe guards (EIA)



2.8 Development Issues

The county development issues are presented in the table.

Sector Development Issues

Development Issue	Cause(s)	Constraint(s)	Opportunities
Sector: Agriculture, Irrigation, Livestock and Fisheries			
Low crop production	Inadequate access to quality farm inputs Persistent traditional agricultural practices Emerging pests and diseases Climate change impact Inadequate access to affordable agricultural finance Inadequate market access for agricultural produce Inadequate extension services Post-harvest losses	Inadequate technical skills Inadequate financial resources	Existence of National projects eg NARIGP project Donor/Development partners Structures at both county and national level County climate change unit in the county Climate change funds Extensive arable land
Low livestock production	Emerging pests and diseases Inadequate access to livestock inputs (AI, feeds etc) Inadequate extension services Poor livestock breeds Climate change impact	Inadequate financial resources Inadequate technical skills	KCSAP/NARIG/ASDP project Donor/Development partners Structures at both county and national level County climate change unit in the county Climate change funds Good climatic conditions
Low fish production	Inadequate aqua cultural extension services Inadequate access to inputs Inadequate fish production infrastructure	Inadequate Human resources Inadequate financial resources	Conducive climatic conditions; Experienced staff; Ready fish market; Availability of research institutions and collaborative bodies
Weak cooperative movement	Weak governance structures Inadequate cooperative extension services Inadequate financing		Existence of vibrant cooperative societies Cooperative Movement Act
Sector: Lands, Housing, Physical planning and urban development			



Development Issue	Cause(s)	Constraint(s)	Opportunities
Weak land use planning and management	Weak governance system (plans, digitization, cartels) Inadequate land management and administration facilities Weak land use planning and development control Lack of modern tools, equipment Inadequate enforcement of existing zoning regulations	Lack of policy on land fragmentation Inadequate enforcement Inadequate human resource Inadequate financial resources	National spatial plan and other policies on land and land use. County Spatial Plan Kitale urban integrated plan and other plans. Presence of institution to adjudicate on land matters e.g Judiciary and NHC; National land management information systems Presence of Kitale Municipal Board
Weak urban planning and development	Weak land use planning and development control Inadequate enforcement of existing zoning regulations Inadequate infrastructural facilities		
Inadequate access to affordable housing	Inadequate housing infrastructure		
Sector: Health			
Enhance access to preventive and promotive health care	Low immunization coverage Inadequate access to RMNCAH services Inadequate access to nutrition services Insufficient mental health care services Weak community health services High prevalence of vector borne diseases Low uptake of screening services (cancer, TB, Diabetes, HIV)	Inadequate health financing Lack of appropriate legislation for community health services Limited financial resources Gazettement of FIF bill Inadequate financial resources	Public-private partnership Trans Nzoia County Health Services Improvement Act, 2021 Environmental Health services Act 2022 Health insurance Collaboration with sector stakeholders Existence of Community Health Volunteers (CHVs) Public Private Partnership Health insurance
Enhance access to Curative and rehabilitative health services	Inadequate rehabilitative health services Inadequate specialized health services Weak emergency and		Liaison with equipment dealers/manufacturers for placements.



Development Issue	Cause(s)	Constraint(s)	Opportunities
Enhance health administration, management and support services	referral services		
	Inadequate health infrastructure facilities		
	Inadequate medical supplies		
	Inadequate human resource for health		
	Lack of a structured inter-sectoral collaboration framework		
	Low access to medical cover		
	Weak health governance		
Sector: Energy and Infrastructure			
Inadequate road and transport network	Inadequate road and transport infrastructure	Inadequate technical skills Inadequate resources	Collaboration and partnerships with private sector and Development partners
Inadequate access to energy	Inadequate energy infrastructure	Inadequate resources	Collaboration with National Government on installation of highmast and street lights
Inadequate public works services	Inadequate Capacity to respond to fire emergencies and other disasters Inadequate maintenance of government buildings	Prohibitive costs on acquisition of land for road and other infrastructural development	
Sector: Water, Environment protection, Natural Resources and Climate Change			
Inadequate access to potable water	Undeveloped water sources; Inadequate water infrastructure; Inadequate distribution network Poor water service management	Inadequate financial resources Changes in water quality due to unsustainable agricultural practices	Availability of water resource Partnerships with national government (through the Water Works Development Agencies -L Lake Victoria North water works development agency, North Rift water works development agency, WRA, (NZOWASCO)) and other development partners Collaboration with national government and development partners to develop sewerage infrastructure
Inadequate access to sewerage services	Inadequate sewerage infrastructure	Inadequate financial resources	
Environment degradation	Inadequate solid waste management infrastructure Inadequate capacity on solid waste management Weak environmental management	Inadequate community sensitization on environmental protection Legislation to	



Development Issue	Cause(s)	Constraint(s)	Opportunities
	Deforestation	safeguard change in land use	
Sector: General Economic and Commercial affairs			
Inadequate trade and industrial development	Inadequate trade and industry infrastructure Limited market access Inadequate entrepreneurship capacity High cost of credit Weak enforcement of fair-trade practices Weak trade and industrial regulations	Lack of land within the major centers on which to develop markets; Inadequate financial allocation Inadequate funding/investment Limited BDS providers	Kitale Business Center; Modern wholesale and retail market in Kitale Town; Partnership with other government and non-government agencies in undertaking BDS Nawiri Fund PPP
Sector: Education			
Inadequate access to quality ECD education	Inadequate ECDE infrastructure Inadequate human resource capacity Inadequate teaching/learning/training tools and equipment Low retention rate	Limited budgetary allocations Increased number of special needs children Lack of SNE compliance in infrastructure development	Availability of land for expansion Available and qualified volunteers Readily available donors/ partners Availability of land for establishment Availability of integration of SNE Availability of policy framework
Inadequate access to VTC education	Inadequate VTC Facilities Inadequate human resource capacity Inadequate teaching/learning/training tools and equipment High dropout rates		
Sector: Gender, Youth, Sports and Culture			
Inadequate Social protection	Inadequate social protection facilities Inadequate access to social services Weak policy framework	Inadequate financial resources Inadequate skilled human resource	Existence of policies and legislations on social protection Public private partnerships, Sponsors and donors in social protection



Development Issue	Cause(s)	Constraint(s)	Opportunities
Inadequate sports development	Inadequate sports facilities Exploitation of sports men and women Inadequate technical capacity	Inadequate skilled staff Inadequate resources	Existence of legal and policy framework Abundance of untapped sports talents Public private partnership opportunities
Preservation of Culture and heritage	Inadequate infrastructure Destruction of cultural sites Unprotected cultural sites Unexploited potential for cultural practices	Inadequate resources	Existence of a rich culture & cultural sites Abundance of performing artists Existence of legislative framework
Youth empowerment	Inadequate youth empowerment infrastructure Inadequate capacity Weak policy framework	Inadequate resources	Youthful population
Inadequate Tourism Development	Inadequate tourism infrastructure Unexploited tourism potential Inadequate tourism marketing and promotion	Inadequate resources	Tourism Fund KTB
Sector: Public Administration and Intergovernmental/Internal Relations (PAIR)			
Access to public services	Inadequate office infrastructure Inadequate policy framework Inadequate technical capacity Weak Partnerships and collaboration Inadequate capacity of CPSB	Inadequate financial resources	County Public Service Board National guidelines, policies and executive orders Devolved administrative units to the village level Kitale National Polytechnic
Weak disaster management	Inadequate technical personnel Inadequate policies and guidelines Inadequate disaster management facilities Weak coordination frameworks	Inadequate disaster risk management framework Inadequate financial resources	Public Private Partnership
Inadequate ICT	Inadequate ICT infrastructure	Inadequate	Partnership with National



Development Issue	Cause(s)	Constraint(s)	Opportunities
services	Weak policy framework Inadequate technical capacity	financial resources Rapid pace of changes in technology	Government in development of ICT infrastructure e.g fibre optic Collaboration with internal and external stakeholders e.g private sector Availability of latest software and technologies
Legislation, representation and oversight	Inadequate infrastructure Limited public awareness Inadequate technical capacity of the MCAs and technical staff	Insufficient financial resources	Fairly knowledgeable crop of MCAs Existence of long-serving technical staff Multi media conference system Incentives to Members
Weak public Finance Management systems	Low own source revenue Low absorption rate High pending bills Inadequate risk management skills Weak internal control systems Weak asset management systems	Delay in exchequer releases Late approvals of appropriation bills	Automated Financial management systems e.g IFMIS PFM oversight and regulatory entities e.g EACC, ICPAK, CoB, office of Auditor General e.t.c Existence of Audit Committee;
Economic Planning and monitoring and evaluation	Weak M&E systems Weak county statistics	Inadequate budget allocation Weak intergovernmental relations	CBEF M&E policy CIMES guidelines



CHAPTER THREE SPATIAL DEVELOPMENT FRAMEWORK

3.0 Introduction

This chapter provides the spatial framework within which development projects and programmes will be implemented. The chapter also indicates progress made in preparation of county spatial plan.

3.1 Spatial Development Framework

This section articulates different strategies for spatial growth and development of the County based on situational analysis. The strategies aim at optimizing the use of land and natural resources, promoting functional and livable human settlements, creating balanced County growth, transforming the rural areas by modernizing agriculture, providing an integrated transport network, ensuring efficient and adequate infrastructure and conserving the environment in line with the County's vision.

3.1.1 Natural Resource Management

Trans Nzoia County is well endowed with numerous Habitats that range from Wetlands, Forests, Rivers and Dams. Within these habitats, various species, Man and wildlife included derive their livelihoods. As clearly illustrated in the situational analysis, the County's natural resource base therefore is dependent on these habitats. In spite of the contribution derived from the County's natural resources, there are numerous challenges that require attention. Most of the challenges vary from one Resource to the other thus requiring heterogeneous strategies.

Forests

The County boasts of both indigenous and exotic forests. Compared to the 10% tree cover required nationally, the County's tree cover currently stands at 17%. This has been achieved by the presence of major forest covers such as Mt.Elgon, Kapolet, Sikhendu and Kitale town. Other smaller covers include: -Saboti, Sosio, Kitalale, Suam, Kimothon and Kiptogot forests.

Apart from performing various ecological functions such as carbon storage, nutrient cycling, water and air purification and maintenance of wildlife habitat, forests also provide social- cultural benefits such as



recreation, traditional medicinal herbs and spiritual nourishment. Additionally, goods such as timber, food, fuel and bio-products are also sourced.

In spite of this, forests in the County face a number of challenges notably: -

- i. Illegal logging mainly for firewood, charcoal and timber;
- ii. Intrusion of other land uses into forested areas especially agriculture and human settlements;
- iii. Climate change;
- iv. Forest fires;
- v. Limited awareness on the importance of forest conservation

Proposed Strategies:

- i. Protect forested areas;
- ii. Encourage agro-forestry;
- iii. Create awareness on importance of sustainable forest management;
- iv. Promotion of alternative sources of energy;
- v. Sustainable utilization of forest sources;
- vi. Promotion of alternative livelihood improvement programs;
- vii. Encourage Public Private Partnerships in conserving forests.

Proposed Projects:

- i. Providing buffer zones
- ii. Providing free tree seedlings to farmers;
- iii. Planting indigenous trees like bamboo and Podo in degraded forests;
- iv. Organizing community sensitization workshops and campaigns on the importance sustainable forest management.



County forestation conservation initiatives
(Source: Trans Nzoia County, 2020)

- v. Effective implementation of the Forest Conservation and Management Act, 2016 and other related policies and laws such as Charcoal Rule, 2009;
- vi. Gazetting and demarcating forested areas to reduce encroachment;
- vii. Revoking all land ownership documents on land within forested areas;
- viii. Registering/recognizing the efforts of NGOs like the Green Belt Movement which have mounted campaigns on planting of trees.



Tree nursery
(Source: Greenbelt Movement tree planting initiatives)



Wetlands

The two main wetlands in the County are Saiwa and Sabwani. Others include:-Sinyereri/Kipsaina wetland, Kapolet, Chepkaitit, Chepchoina, Mubere, Kiptogot, Machinjoni, Namanjalala, Rafiki farm, Matisi, Miti Jambazi in Lessos, Bidii and Moiwet.

From these wetlands the County has realized major opportunities in form of tourism (Saiwa Swamp), small scale irrigation and recreation.

The existence of these wetlands however, is faced by numerous challenges that include:-

- i. Reclamation for agricultural, industrial and residential developments;
- ii. Encroachment into wetlands;
- iii. Excessive extraction of water from the wetlands;
- iv. Severe climatic changes(Prolonged droughts and flooding)
- v. Pollution;
- vi. Introduction of alien invasive species (Elephant grass in Saiwa Swamp, planting of eucalyptus species);
- vii. Ignorance on the value of wetlands.

Proposed Strategies:

- i. Restore and rehabilitate degraded wetlands;
- ii. Promote sustainable extraction and utilization of goods and services derived from wetlands;
- iii. Promote environmental friendly alternative livelihood activities in line with the wise use principle;
- iv. Enhance public awareness on proper management of waste;
- v. Support and promote enforcement of relevant regulations and laws related to sustainable wetland management;

Proposed projects:

- i. Mapping, delineating and securing boundaries for all wetlands in the County;
- ii. Creating a buffer zone around all wetland ecosystems;
- iii. Restricting reclamation and conversion of wetlands;



- iv. Implementing the wetland conservation policy (observation of riparian reserve);
- v. Undertaking research on appropriate utilization of wetlands;
- vi. Initiating education, training and public awareness activities on wetland resources.

Rivers

The County has numerous rivers that act as tributaries to Nzoia River. These rivers originate from Mt.Elgon and Cherangany hills. The presence of these rivers has ensured adequate supply of water in the County thus the promotion of agriculture, recreation and tourism.

These rivers however, face numerous challenges including:-

- i. Encroachment into river riparian;
- ii. Excessive diversion of water for agricultural purposes;
- iii. Water pollution (domestic and industrial)
- iv. Deforestation;
- v. Siltation and sedimentation of rivers
- vi. Severe climatic conditions

Proposed Strategies:

- i. Review and harmonies conflicting policies, legislations, regulations and standards governing the management of water catchment areas;
- ii. Initiate river claming activities;
- iii. Promote sustainable utilization of water sources;
- iv. Encourage good farming practices along river banks;
- v. Rehabilitation of degraded river banks.

Proposed Projects

- i. Revoking all illegally acquired ownership documents on land within river riparian;
- ii. Constructing small dams across rivers to minimize flooding;
- iii. Enforcing legislations, policies and regulations on water use;
- iv. Prohibiting agricultural activities along the river banks.



Wildlife

The County has numerous wildlife species playing a major role in the promotion of tourism sector as already noted. Most of these species are found in major National Game Parks and Reserves, Hills and River courses. Notable species include:- Sitatunga Antelopes (Saiwa Swamp), Elephants, Buffalos, Leopards, Monkeys (Mt. Elgon and Cherangany hills, Kitale Forest-Monkeys), Mud Fish (Rivers), and numerous insects and birds species.

In spite of the enormous contribution from the wildlife species numerous challenges exist that can easily lead to their extinction such as:-

- i. Poaching;
- ii. Human-Wildlife conflict;
- iii. Invasive wildlife species;
- iv. Destruction of natural habitats;
- v. Climate change effects;
- vi. Diseases

Proposed Strategies:

- i. Protect and conserve wildlife habitats and migratory corridors;
- ii. Provide incentives for investment in sustainable tourism and wildlife conservation initiatives;
- iii. Protect endangered wildlife species;
- iv. Involve community participation in conservation activities
- v. Develop a strategy to contain, control and mitigate alien and invasive species.

Proposed Projects:

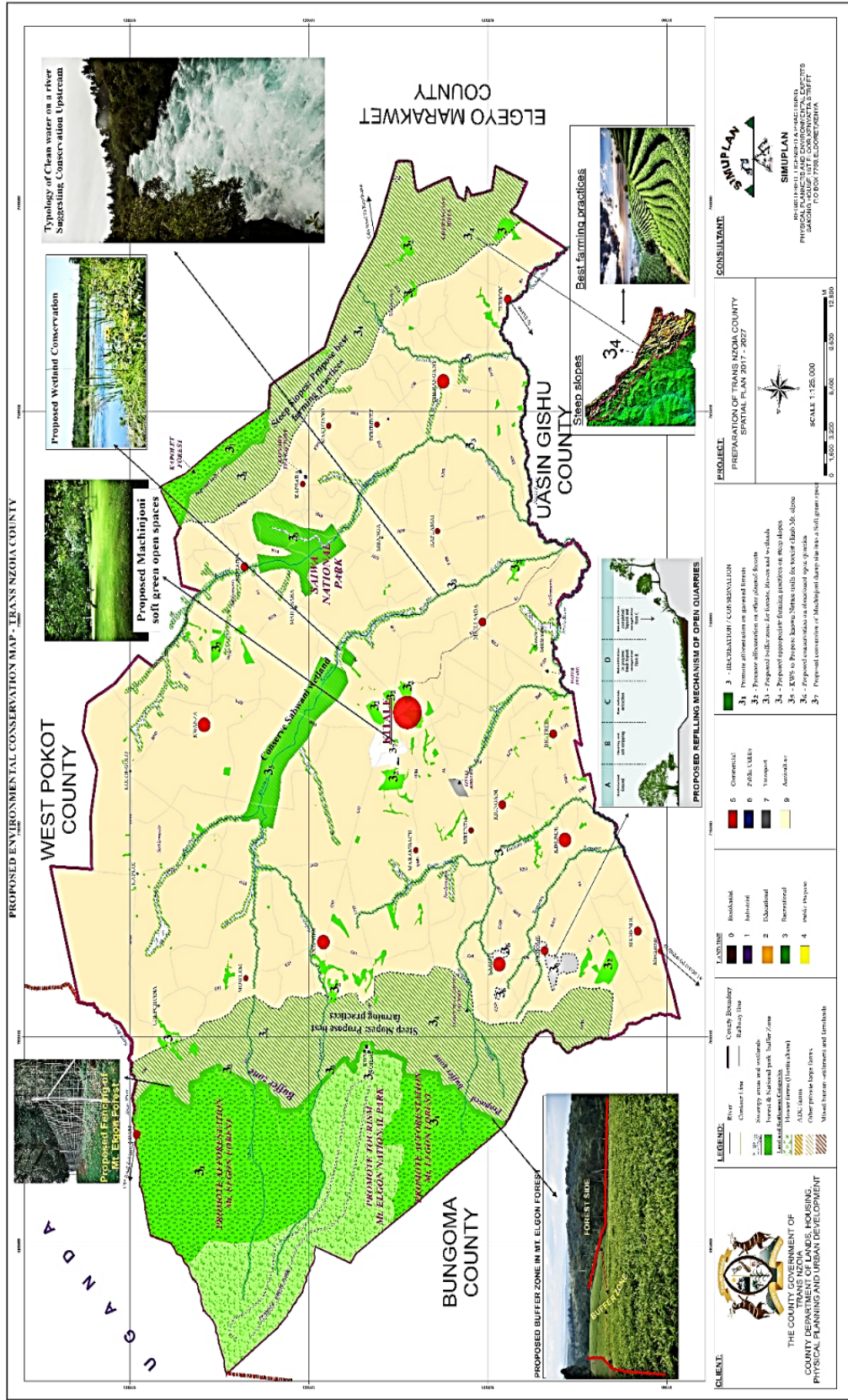
- i. Creating awareness on human wildlife co-existence; through wildlife clubs in schools and community initiatives
- ii. Establishing private and community based conservation areas
- iii. Maintaining and gazetted all natural habitats
- iv. Reclaiming and restoring of all encroached habitats



-
- v. Prohibiting illegal trading on wildlife products
 - vi. Standardization of fishing nets
 - vii. Undertaking research on alien and invasive wildlife species.



Map 4: Environmental Conservation Strategy



(Source: Simuplan)



3.1.2 Modernizing Agriculture

Apart from being the backbone of the County's economy, it is agriculture that has made Trans-Nzoia County the country's grain basket with an annual maize production of 500,000 Metric Tonnes. This role, however, is threatened by:-

- i. Excessive land fragmentation
- ii. Poor farming practices
- iii. Encroachment into rich agricultural lands
- iv. Undiversified farming techniques
- v. Dependence on rain fed agriculture
- vi. Overreliance on maize farming
- vii. Minimal involvement in aquaculture
- viii. Inadequate value addition infrastructure
- ix. Weak marketing channels
- x. Limited access to capital
- xi. Limited funds for agricultural research and development
- xii. Poor transport infrastructure especially in rural areas.

Proposed Strategies

- i. Formulate and enforce policies to protect the vast fertile agricultural lands
- ii. Establish and rehabilitate value addition industries and infrastructure
- iii. Improve post-harvest management and support to farmers through subsidies on storage materials, facilities and infrastructure
- iv. Advocate for cross-border trading and marketing strategies for agro-based products
- v. Encourage farmers to form/join co-operatives and revitalize the inactive ones
- vi. Promote agricultural diversification
- vii. Provide and improve rural infrastructure
- viii. Create awareness on best farming practices

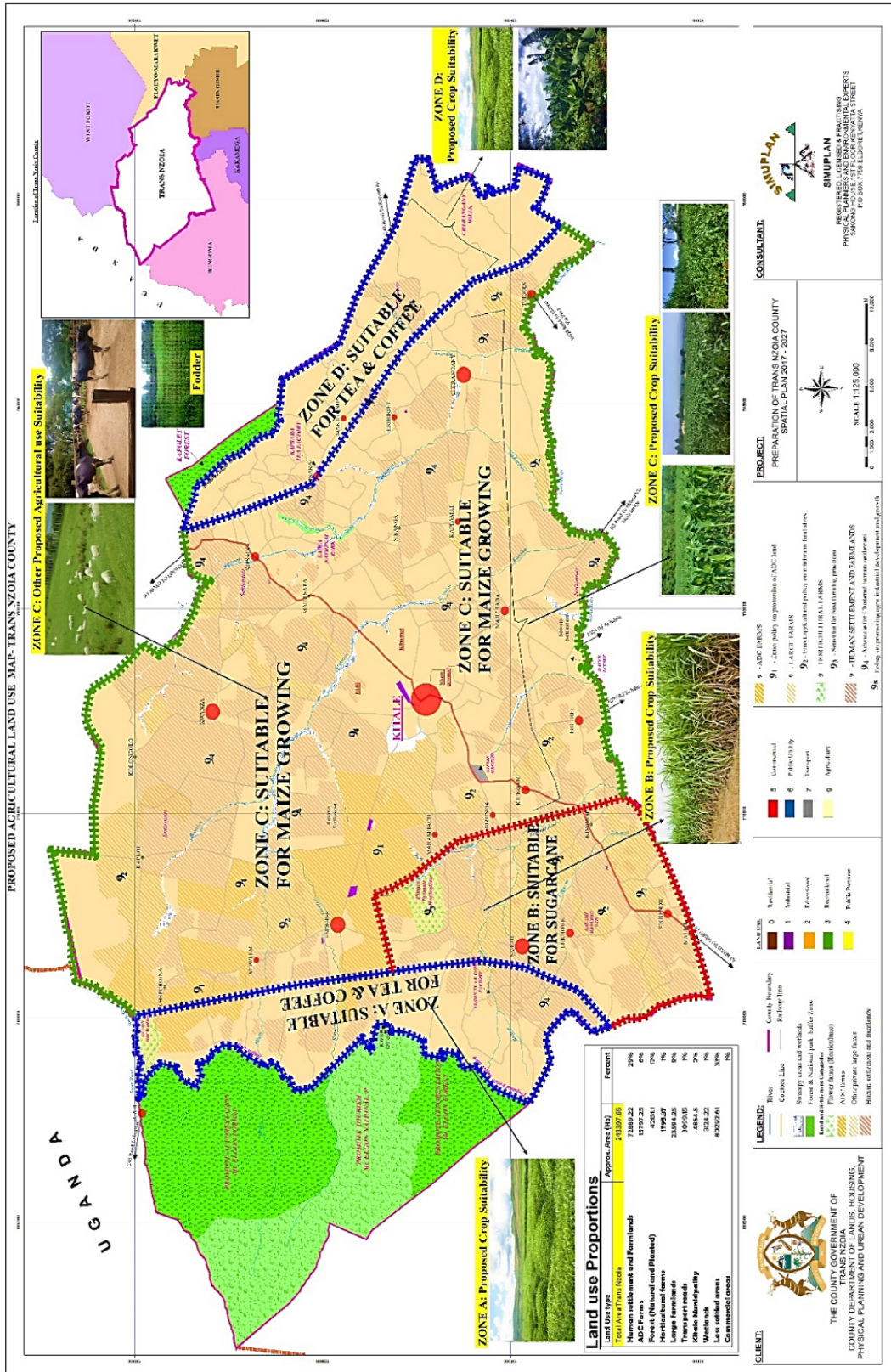


Proposed Projects:

- i. Enforcing policies on agricultural conservation, agricultural protection zoning and sub-division ordinances as indicated in the proposed plan
- ii. Championing for co-operatives to assist farmers in marketing and processing their farm products and for the purchase and production of farm inputs;
- iii. Developing and improving internal access routes, cattle dips and nurseries
- iv. Intensification of dairy and crop farming incentives across the County
- v. Construction of milk cooling plants in each sub-County
- vi. Construction of grain drier and storage facility in Endebess sub-County
- vii. Construction of sugar milling plant in Saboti sub-County
- viii. Rehabilitation of slaughter houses- Kiminini County Slaughter Slab and Kitale Main Slaughter House;
- ix. Construction of irrigation schemes for small scale horticultural activities;
- x. Construction of Agricultural Training Colleges in all the sub-counties;
- xi. Investing in construction of fishponds at the slopes of Mt Elgon;
- xii. Establishing a fish hatchery and cold storage facilities in Matisi Ward;
- xiii. Setting up apiaries in Kwanza, Cherangany and Saboti sub-counties
- xiv. Rehabilitating and equipping the veterinary laboratories in the County.



Map 5: Agricultural Protection Zoning



(Source: Simuplan, 2020)



3.1.3 Diversing Tourism

Tourism potential exists in the County especially with the presence of key attractions such as Saiwa Swamp National Park, Mt. Elgon National Park, Kitale Nature Conservancy, Kitale Museum and the numerous rivers that traverse the County. However, this potential has not been realized because of:-

- i. Poor access to tourist sites /destinations
- ii. Low investment in tourism opportunities
- iii. Inadequate hospitality facilities (quality hotels)
- iv. Poor marketing and branding strategies
- v. Environmental degradation and climate change
- vi. Low interest in domestic tourism
- vii. Human-wildlife conflicts
- viii. Unsecured game parks and riparian reserves;
- ix. Sports tourism
- x. Destruction of heritage sites

Proposed Strategies:

- i. Protect, conserve and preserve the tourist attraction areas and sites
- ii. Promote, diversify and market tourism products
- iii. Provide appropriate tourism infrastructure and upgrade tourism related facilities
- iv. Promote local tourism
- v. Exploit untapped tourism resources
- vi. Promote and preserve cultural tourism
- vii. Create good relations with investors.

Proposed Projects:

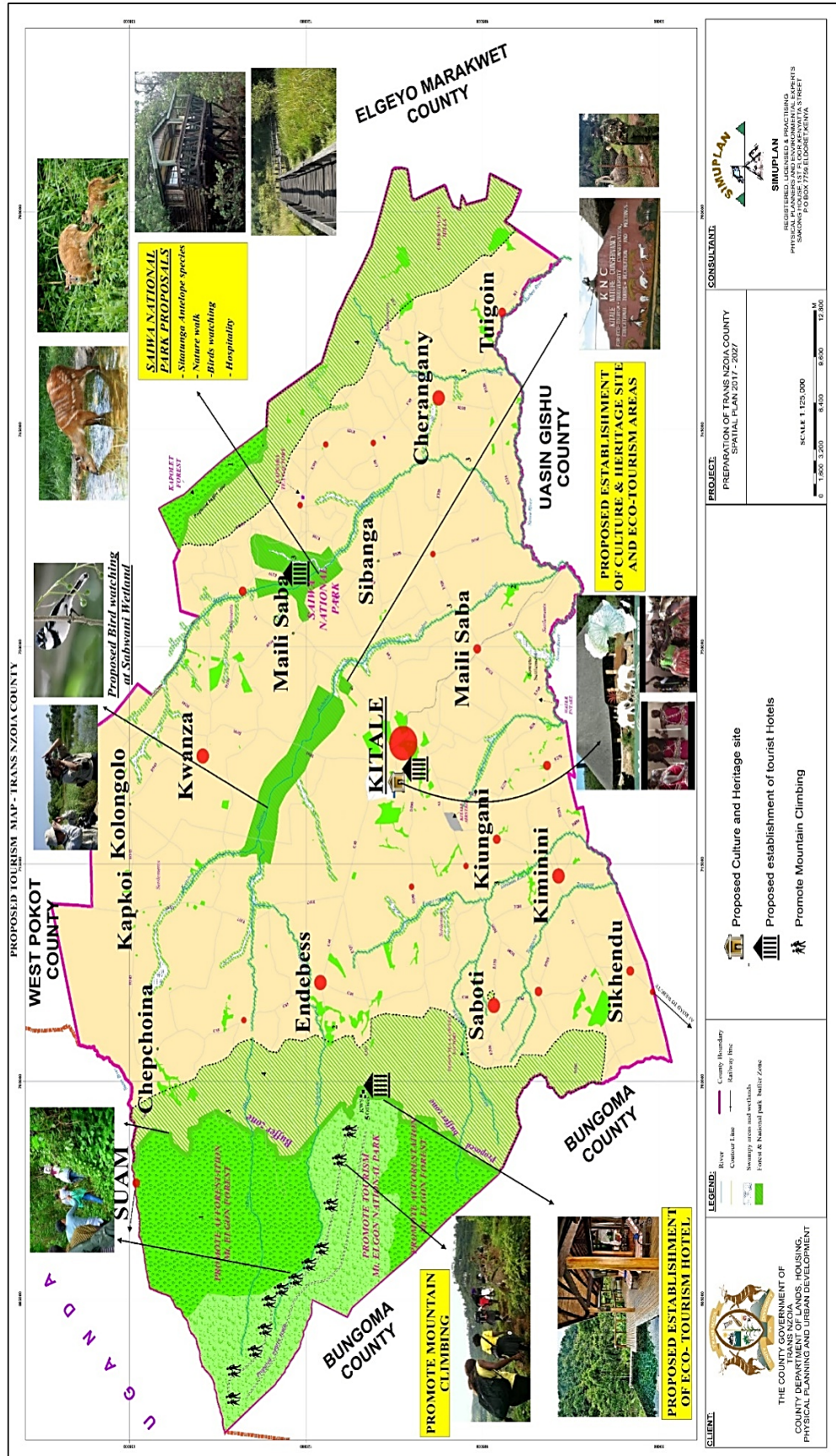
- i. Mapping out tourist attraction sites in the County
- ii. Rehabilitate and modernize the existing Kitale National Museum
- iii. Construction and maintenance of cultural centres and heritage sites
- iv. Investing in cultural festivals and properties;
- v. Branding Trans Nzoia as a tourist destination County
- vi. Upgrading existing tourism facilities and infrastructure



- vii. Opening and rehabilitation of road networks leading to tourism sites
- viii. Formulating and implementing planning policies, regulations and standards to guide tourist specific infrastructure and facilities
- ix. Fencing off and establishing of buffers around tourist attraction sites
- x. Controlling the spread of Elephant grass at Saiwa Swamp National park which possess a threat to the rare Sitatunga antelope
- xi. Collaborating with National Government and relevant partners to enhance tourism in the County



Map 6: Proposed Tourism Improvement Strategy



(Source: Simuplan, 2020)



3.1.4 Managing Human Settlement

Human settlement in Trans-Nzoia County comprises of both rural and urban with each depicting distinct characteristics.

Settlements in rural areas are unevenly distributed mainly depending on prevailing economic and physiographic conditions. For instance Kiminini sub-County is more densely populated as compared to Kwanza sub-County due to the nature of economic activities. Kwanza sub-County is characterized by large scale agriculture unlike Kiminini sub-County. Likewise, due to prevailing physiographic characteristic like presence of Mt. Elgon, Saboti and Endebess sub-counties are less populated. Notable planning challenges facing these settlements were identified as follows:

- i. Inadequate social amenities-Schools, hospitals, health facilities, recreation areas
- ii. Poor standard infrastructure-Impassable roads
- iii. Inhabitable structures-Parts of Endebess and Saboti sub-counties
- iv. Environmental hazards-Mudslides, floods-Namanjalala and parts of Saboti
- v. Water borne diseases

Urban settlements on the other hand tend to be confined within major commercial nodes. Hierarchically we have Kitale, Kiminini, Cherangany, Saboti, Kwanza and Endebess comprising of formal and informal settlements. Notable planning challenges facing these settlements include:

- i. Mushrooming informal settlements-Tuwan, Kipsongo, Kosovo, Kinyikeu, Rongai
- ii. Urban sprawl/ Linear concentration of settlements
- iii. Encroachment into agricultural lands-Kosovo
- iv. Inadequate social amenities and utilities
- v. Poor waste management
- vi. Insecurity of land tenure
- vii. Pollution

Since housing and human settlement plays an instrumental role in determining development direction; particularly the interaction of human settlements and the environment, the following strategies have been proposed.

Proposed Strategies:

- i. Provide appropriate housing infrastructure to enhance efficiency and quality of life;



- ii. Enforce, harmonize and regularly review the existing legislative and regulatory instruments
- iii. Assess the existing housing requirement in the County
- iv. Bridge the gap between housing demand and supply
- v. Upgrade and alleviate wastage of land in informal settlement and encourage infill and mixed development
- vi. Accommodate anticipated increase in human population in particularly urban areas
- vii. Rationalize and support rural growth centres and cluster settlements to free rich agricultural lands
- viii. Provide efficient, reliable and effective transport system for human settlements
- ix. Provide basic infrastructural amenities within human settlements to promote habitable living
- x. Promote sustainable human settlements
- xi. Strengthen security of land tenure to provide incentive to invest and minimize threat of forceful evictions;
- xii. Develop the Physical and Land Use Development Plans to regulate land use and physical development of towns and market centres
- xiii. Prioritize housing development to ensure adequate access to decent and affordable housing.
- xiv. Improve the management and governance of human settlements particularly in urban areas


Proposed Projects:

- i. Increasing the housing stock by: government returning to provision of rental housing schemes, promoting public-private partnership; offering incentives, tax rebates and subsidies to lower construction materials; promoting the use of locally available building material and indigenous knowledge; In line with this project, construction of affordable housing in Namanjalala was identified as a priority
- ii. Creating an inventory and upgrading of all informal settlements-The five informal settlements within Trans-Nzoia County i.e. Rongai, Kosovo, Kipsongo ,Shimo la Tewa, Chepchoina and Tuwan be upgraded through provision of water supply, sanitation and other basic urban services; housing improvements; and provision of



land tenure security

- iii. Provision of adequate and appropriate infrastructure and utilities
- iv. Continuation of the National Titling Programme to increase the over 15,000 titles processed and issued through the programme to enhance land tenure security



Titling process for Kolongolo
(Source: Simuplan, 2020)

- i. Controlling the emergence of informal settlements in major towns and market centres;
- ii. Promoting sustainable human settlements with reduced ecological footprint particularly in areas of Kapolet forest, Lukhome and Saboti centres, Suam town, Saiwa Swamp National Park, Mt. Elgon National Forest and Cherangany Forest. Acknowledging the relation between human settlements and the environment and natural resources i.e. borrowing from the Tatu City Concept as shown below.
- iii. Encouraging dormitory town concept with closely knit settlements particularly in areas with large farms such as Endebess and Saboti sub-counties. The concept is observed in Kapkoi, Kwanza sub-County as well as the tea farms in Kericho County.



The aim of this strategy is to facilitate provision of basic infrastructural amenities and to promote sustainable utilization of vast fertile agricultural lands;

- iv. Preparing and implementing zoning guidelines to ensure compatibility of land uses in human settlement areas, protection and conservation of environmentally fragile areas and provision of integrated waste management system;
- v. Acquisition of land for the establishment and expansion of public utilities;
- vi. Recruiting human resource to increase their capacity in the management of human settlements.



3.1.5 Urban Development Strategy

With sub-County headquarters being transformed into administrative areas, urbanization problems currently being witnessed in parts of Kitale town are bound to increase. Identified urbanization challenges include:

- i. Mushrooming of informal settlements such as Tuwan, Kipsongo, Mitume and Chepchoina
- ii. Unplanned and uncoordinated development and expansion initiatives of urban centers in the County such as Saboti and Kwanza
- iii. Unclassified specialized urban centres-(Most centres lack functional specialization)
- iv. Emergence of linear/ribbon development particularly in areas along A1 road
- v. Inadequate and inefficient infrastructural utilities
- vi. Environmental degradation
- vii. Uncontrolled rural-urban migration

Proposed Strategies:

- i. Advocate for the planning / re-planning of local, market, rural and urban centers;
- ii. Create an enabling environment for commercial and industrial developers to activate potential development within the urban areas
- iii. Strengthen urban-rural linkages through provision of integrated transportation and communication system to reduce the rate of urbanization and improve the rural economy.

Proposed Projects:

- Functional classification of all urban areas in the County;
 - Delineation of urban boundaries in the County aimed at achieving urban containment;
 - Preparation of Physical and Land Use Development Plans for all urban areas in the County-
- i. **Phase one:** Kapkoi, Suam Border town, Milimani, Kaboto, Naminit, Baraton and Cheberem.
 - ii. **Phase two:** Sibanga town, Kachibora, Endebess, Saboti



Table 3.0.1 Proposed Functional Classification of Urban Areas

Centres Category	Name	Services
Municipality (Population of at least 50,000)	Kitale – Existing County head quarters	Core administrative functions; Higher level infrastructure; Secondary and tertiary activities; Strong industrial base and Specialized facilities.
Towns (Population of at least 10,000)	Kiminini-administrative/trade Kachibora- administrative/agricultural/ tourism Kwanza-administrative/agricultural, Endebess- administrative/agricultural/ tourism, Saboti-administrative/agricultural/ tourism/mining	Host sub-County headquarters; <i>These</i> towns are planned to decongest the Kitale town. They shall be designed with specialized facilities and planned as special packages with a focus for development Basic facilities and services to be provided in the towns include: Health facilities, library services, sports and cultural, cemeteries, waste management, child care, pre-primary education, vocational, primary & secondary educational facilities, integrated transport network, postal services, mortuary, recreational parks, veterinary and religious facilities
Urban Centres	Kapkoi, Maili Saba (Siyoi), Sibanga, Kiungani, Baraton, Maili Saba, Lukhome	They serve as intermediary towns which play the role of promoting rural development in order to achieve a balanced distribution of growth and development. This shall provide functional linkages between the towns and municipalities. These urban centers shall be provided with basic infrastructure and services such as street lighting, health facility, abattoirs, sports/cultural centers, refuse collection, solid waste management, child care facility, pre-primary education, community center, homestays, unclassified roads, postal services, cemetery, recreational parks, management markets, animal control and welfare
Market Centres (Population of at least 2000)	Tuigoin, Kipsaina, Sikhendu,, Big tree, Gitwamba, Kolongolo, Chepchoina	These centers shall cater for the rural hinterland as agro service centers in the collection and distribution of agricultural goods and services with processing, marketing, warehousing and storage facilities.
Rural Centres	Kaplamai, Makutano, Biribiriet, Birunda, Mucharage, Mowlem, Marambach, Kapsara	Small towns that have linkages with immediate rural hinterlands. They serve as higher order service centers having central location and potential for



		development within their catchment area, with relatively better services, and facilities in terms of education, health, communication, accessibility, growing socio-economic activities, and has the capacity to serve a group of villages
Local Centres	Matumbei, Kimondo, Suwerwa, Kapsitwet, Kobos, Emoru, Kibomet, Maili tatu, Wamuini, Mabonde, Kananachi, Midoto, Minyali, Tulwet, Coast, Soweto, Waitaluk, Simatwet, Barbaton, Suko Junction, Kisawai, Kinyoro, Bondeni, Kibuswa, Chebarus, Amuka, Namanjalala, Soymining, Katuke, Cypruss, Maili 11, Bwayi, Rongai, Kimase, Maili Tano, Kinyikeo	Lowest level of service centers and is designed to serve the needs of the people within walking distance. Some of the basic services and facilities required in a local center include a primary school, shops, a dispensary and an open air market.

Source: Adopted and adapted from Urban Areas & Cities Act 2011 and Trans-Nzoia CIDP

3.1.6 Conserving the Natural Environment

Environmental degradation

Trans-Nzoia County has experienced environmental degradation over the years resulting from poor farming practices, destruction of forests, encroachment on fragile ecosystems, over abstraction of natural resources including sand harvesting and timber logging, undisciplined solid waste disposal especially at Machinjoni dump site in Kitale town, poor sewer system, open dumping of waste on wetlands, forest and open spaces, Unplanned land uses and natural



causes such as mudslides. This has resulted to reduced forest cover, soil erosion, reduced agricultural productivity, landslides, frequent droughts, flooding and erratic rainfall patterns.

Soil erosion at Mt. Elgon
(Source: Simuplan, 2019)

Mt. Elgon is one of the areas affected by this phenomenon. Areas affected at the foot of Mt. Elgon include; Pango, Masaba, Kiptogot, Suam and Chepchoina. Other affected areas at Cherengany Hill include; Kapolet, Milimani and Kiptenden. This is mainly due to deforestation.



Poor farming practices at the foot of Mt. Elgon
(Source: Simuplan, 2019)

Degradation also occurs along the river banks, wetlands and other water catchment areas in the County. Some of the wetlands that experience degradation in the County include Sinyerei/Kapsaina wetland, Kapolet, Chepkaitit, Chepchoina, Mubere, Kiptogot, Machinjoni and Namanjala wetlands. River Nzoia has some degradation in the area near Moi's Bridge. Other areas include Kitale town forest, Machinjoni open dump site dams and water pans in Wamuini, Masaba, Weonia, Karara, Suam. The gully erosion in Kapkoi and Tuwan is as a result of environmental degradation.

Loss of biodiversity

Biodiversity hotspots in the County include the Mt. Elgon region, Cherangany Hills, National



parcs and wetlands scattered across the County. These areas harbor several forest types and regionally threatened species both plants and animals.



effort.

Between the years 1990-2016, Cherangany Hills has suffered an overall loss of 13,003 ha of forest cover, equivalent to an annual loss of 500 ha. This is in complete contrast to Mt. Elgon region which has increased its forest cover by 1697 Ha a gain of 65 Ha per annum mainly due to intensification of conservation

Vegetation cover in Mt. Elgon forest
(Source: Simuplan, 2019)

Mt. Elgon Water Tower is home to 37 globally threatened species of which 22 are mammals 2 insects and 13 bird species.

Mt. Elgon is also home to large and small wildlife animals. These include elephants, buffalos, leopards, the rare and endangered Sitatunga antelope, De Brazzas monkeys among many others. Different plant

species are also distributed in the forest.

Over the years, the County has suffered loss of biodiversity mainly because of encroachment on fragile ecosystem-rivers, forests, wetlands etc. and poaching of wild animals. Other causes include pests, diseases, wild fire in forests, over extraction of natural resources, environmental pollution and climate change effects. Areas largely affected include Mt. Elgon Forest and National Park due to poaching and uncontrolled timber logging, Cherangany Hills due to encroachment and also uncontrolled timber logging. Encroachment on wetlands as most wetlands are being converted to residential, commercial and agricultural land uses.



P De Brazza monkey in Cherangany Hills
(Source: <https://www.jmjunglesafaris.com/uganda-national-parks/mount-elgon-national-park/>)



Encroachment on Cherangany Hills



Illegal timber logging on Mt. Elgon forest

(Source: https://watertowers.go.ke/wp-content/uploads/2019/05/Kenya-Water-Towers-Policy-Mt.-Elgon-Policy-30-4-2019_2.pdf)



Cultivation inside a wetland



Encroachment of built areas into wetlands

(Source: https://watertowers.go.ke/wp-content/uploads/2019/05/Kenya-Water-Towers-Policy-Mt.-Elgon-Policy-30-4-2019_2.pdf)

Drought

Contributing factors to drought in the County include irregular rainfall patterns and deforestation. Agricultural activities are the most affected during prolonged drought periods. This include both crop and livestock farming. Water levels have also been known to drop drastically during drought season increasing the distance covered to access water and also increasing the cost of water in the County. Droughts destroy vegetation making land more easily prone to erosion by wind and water.



Floods

Namanjalala within Sabwani sub-catchment is the most affected by floods in the County. This is mainly due to heavy rains that cause River Sabwani that passes through the area to overflow resulting to flooding in the area. In most cases, the flooding usually causes displacement of persons, loss of property and destruction of crops.



Residents displaced in Namanjalala region after River Sabwani overflowed due to heavy rains

(Source: <https://www.aspect.co.ke/families-in-agony-as-flooding-worsens-in-namanjalala/>)

Apart from heavy rains resulting in overflowing rivers, other causes of flooding in the area include deforestation, poor agricultural practices, degradation of riparian reserves and broken water reservoirs e.g, dams.

Deforestation

The natural Forest cover is continuously being depleted in the County mainly due to deforestation and human activities. Some of the activities include; illegal timber logging, agricultural expansion where trees are cut down to create land for agricultural activities, human population demand for more land for other uses and urbanization. Other natural causes are forest wild fires, pests and diseases.



Illegal timber logging in Cherangany Hills



Encroachment in Cherangany Hills

(Source: https://watertowers.go.ke/wp-content/uploads/2019/05/Kenya-Water-Towers-Policy-Mt.-Elgon-Policy-30-4-2019_2.pdf)

The resultant effects of deforestation are; loss of biodiversity, soil erosion, climatic change, destruction of water catchment areas, landslides and flooding. Deforestation in Mt. Elgon and Cherangany Hills can be identified through appearance of clear-cut patches within the forests.

Land slides

The steep landscapes around the hilly areas in the County present challenges of landslides and rock falls especially around the densely settled and hilly areas of Mt. Elgon and Cherangany Hills. The areas most affected are Milimani settlement in Cherangany Hills and Kimongo in Mt. Elgon region. The main causes of landslides in the County include deforestation. Encroachment on Mt. Elgon and Cherangany Hills, poor agricultural practices and changing weather patterns.

Reduction in water levels

Reduction in surface water levels in the County is evidenced by drying up of springs, boreholes, dams, wells and rivers. This has resulted in water scarcity in the County characterized by water rationing and travelling long distances to access water.

This reduction in water levels is mainly due to destruction of water catchment areas, high demand for water on the limited water sources by the increasing population, encroachment on riparian reserves and climatic changes.

Pollution of water resources

The water resources in the County are constantly affected by increasing demand mainly due to increasing population pressure on existing resources, industrialization and changing



lifestyles of the County residents.

Pollution of water resources both surface and ground continue to increase in the County affecting the quality of water for domestic use and drinking. Uncontrolled domestic and industrial discharges are major threats to the water sources in the County. As well as use of fertilizers, herbicide and pesticides.

Water pollution in the County can be considered point source and non-point source pollution. Point source pollution occur when effluent are discharged directly into water sources. These include domestic and industrial effluents, non-performing treatment plants, agricultural chemicals etc.



Water pollution in Sikhendu forest

(Source:

<http://documents.worldbank.org/curated/en/428181501263272420/pdf/SFG1171-V16-EA-P096367-Box405291B-PUBLIC-Disclosed-7-28-2017.pdf>)

Non-point source pollution occurs due to catchment degradation in the County which causes sediment accumulation in water. The areas mainly affected by this type of pollution include Mt. Elgon and Cherangany Hills which are the major water catchment areas in the County. The photo clearly shows the level of water pollution caused by human activities including deforestation. At the convergence

of two streams in Sikhendu forest, the stream on the left emanates from the forest while the stream on the right passes through agricultural farms upstream.

Unsustainable Land Use

Unsustainable land use and management practices are major causes of land degradation in the County. Agriculture is the leading cause of land degradation in the County as it comes along with land clearing, overgrazing, and cultivation on the slopes of mountains, bush burning and soil nutrient mining. Unplanned settlements and encroachment on fragile ecosystems also further enhance land degradation.

Solid waste management

Poor solid waste management practices are also a major contributor of land degradation in the County. The County is characterized by inadequate solid waste management facilities both



infrastructure and personnel. The Machinjoni dump site lacks a treatment plant for the wastes dumped. This has resulted in reduced aesthetic value, human and livestock health hazard.

Climatic change

The frequency of droughts, floods and other extreme climate events has increased over the last four decades in the County. These have resulted in disruption of physical, biological and ecological systems affecting residents economically and health wise.

The County is obligated to put in place climate change mitigation and adaptation measures aimed at addressing the effects of climate changes.

3.1.7 Transportation Networks

The County boasts of several transport systems that range from Road, Rail and Air. Most of these networks connect the County locally and internationally. For instance, the Class A1 road from Tanzania border to Southern Sudan traverses through the County. Locally, the County is served by numerous roads that range from Class B to E. Equally, the presence of Kitale airstrip has linked the County with other parts of the nation i.e. Lodwar, Eldoret and Nairobi. Although the rail system has been dormant for some time, it is equally used to link the County to other outside regions.

With the completion of the on-going road constructions i.e. Endeless – Suam road -25.5km, Maili 11 – Maili saba – Sibanga – Moi’s bridge (D330) road -32.1km, Maili 11 – Kolongolo – Chepchoina (D343) road -29.8km and Namanjala – Maili kumi na moja (D341) road - 14.65km the transport sector is set to improve tremendously.

However, the sector is faced by various challenges that include:

- i. Impassable roads;
- ii. Poor surface road conditions;
- iii. Encroachment on road reserves;
- iv. Poor drainage infrastructure;
- v. Lack of non-motorized infrastructure;
- vi. Unclassified roads;
- vii. Underutilizations of key transport infrastructure like the airstrip and the railway;
- viii. Inadequate bus terminals and parking facilities.



Proposed Strategies

- i. Develop an efficient and reliable transport system in the rural and urban areas;
- ii. Provide functional and aesthetically pleasing public furniture at bus stops and terminals;
- iii. Develop a pedestrian-friendly (NMT) transport network along all major roads in the urban areas;
- iv. Enhancing proper traffic management
- v. Formulate transport and safety policy

Proposed Projects

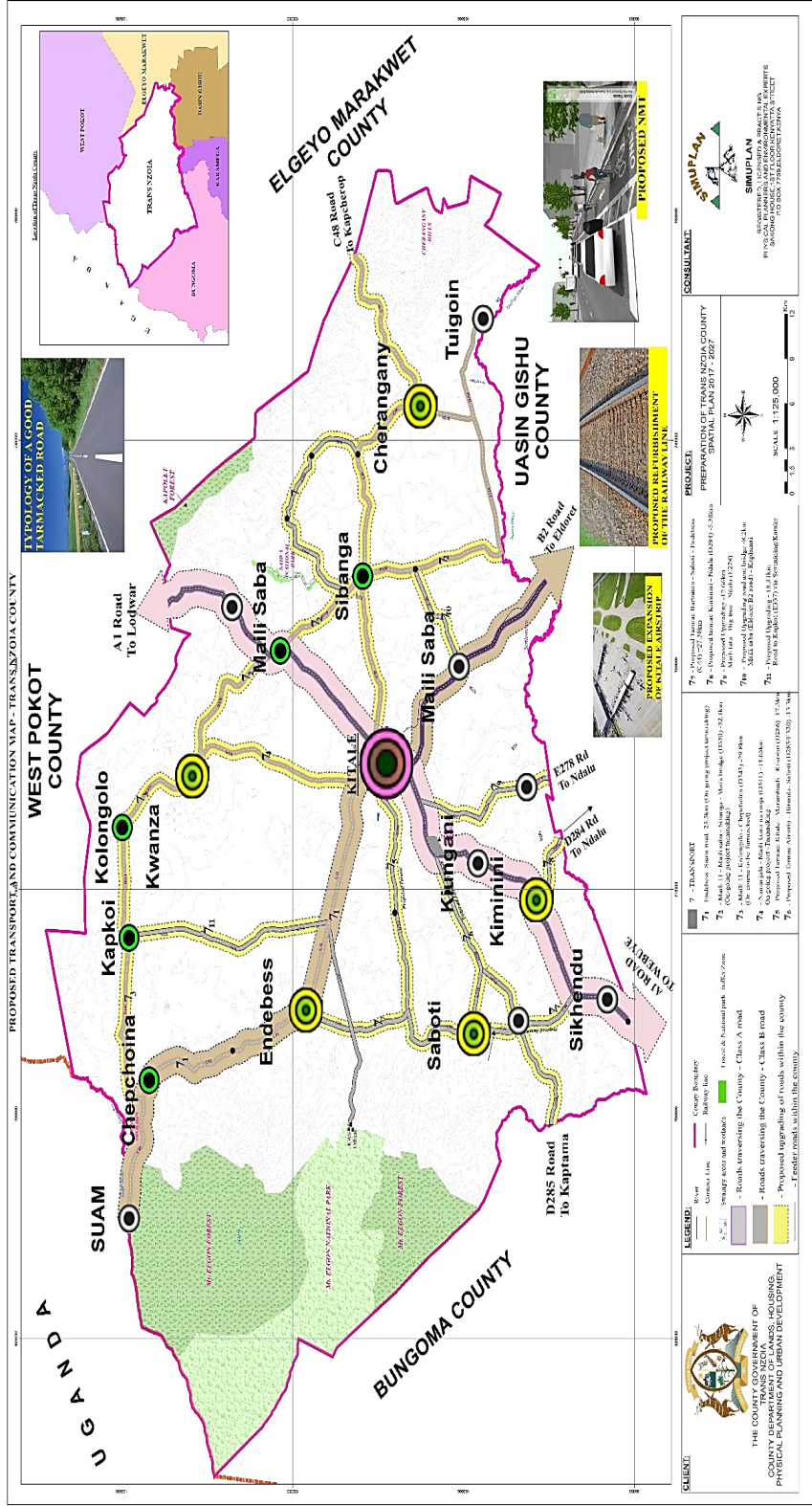
- i. Providing benches and shades at bus stops and terminals
- ii. Hierarchical classification of roads within the County
- iii. Upgrading all the roads in the County

This plan recommends the:

- i. Tarmacking of Kitale town – Marambach – Kisawai (D286) road -17.3km
- ii. Tarmacking of Airstrip – Birunda- Saboti (D285/E320) road -13.3km
- iii. Tarmacking of Burbaton – Saboti – Endebess (C44) road-27.38km
- iv. Tarmacking of Kiminini – Ndalú (D284) road -5.38km
- v. Upgrading of Maili tatu – Big tree – Ndalú (E278) road- 12.66Km
- vi. Upgrading of Maili saba (Eldoret B2) – Kaplamai road
- vii. Upgrading of road to Kapkoi (E337) via Soymining/Katuke-18.31Km
- viii. Undertaking road development, maintenance and street lighting
- ix. Integrating non-motorized transport in all road designs especially in the urban areas
- x. Installing environmentally friendly storm water drainages in all road designs
- xi. Improving/ Construction of bridges particularly in the rural areas
- xii. Enhancing proper traffic management
- xiii. Upgrading the Kitale airstrip
- xiv. Upgrading the rail infrastructure
- xv. Constructing/renovating bus parks and terminuses in selected urban areas
- xvi. Protecting road and railway reserves from encroachment
- xvii. Enforcing the transport and safety policies
- xviii. Recruiting more staff for a sustainable management of the transport system



Map 9: Proposed Transport Networks



Source: Simuplan, 2020



3.1.8 Social Infrastructure

This entails developing interconnected efficient reliable adequate accessible safe sustainable and environmentally friendly system of infrastructure.

Health

In ensuring healthy lives and sustainable well being for all residents, Trans-Nzoia County, has embarked on massive rehabilitation and upgrading of its health care system i.e. County Referral hospital, County Hospital, Sub-County hospitals etc. The health system comprises mainly of level 3,2 and 1 facilities that are characterized by the following challenges:-

- i. Uneven distribution across the County
- ii. Understaffed personnel/manpower
- iii. Ill-equipped-medical equipment and stock
- iv. Structural incapability
- v. Inadequate supporting infrastructure (roads, electricity and water)

Proposed Strategies

- i. Establish a network of functional, well-equipped, accessible health structure
- ii. Rehabilitate, expand and equip existing health facilities in line with the recommended health standards
- iii. Strengthen outreach systems for provision of health services
- iv. Create health awareness programmes.

Proposed Projects

- i. Completion and operationalization of Trans Nzoia County Referral Hospital
- ii. Completion and renovation of Kitale County hospital and Mt. Elgon hospital
- iii. Expansion and rehabilitation of all sub-County hospitals and rural health centres
- iv. Construction of dispensaries in each ward
- v. Installation of a reliable drug management system to track the movement of medical supplies from the County storage unit to the various health facilities
- vi. Establishing of mobile clinics across the County
- vii. Recruitment of more healthcare workers to ensure adequate service delivery
- viii. Provision of a good working environment for the health professionals
- ix. Provision of adequate resources to procure medical supplies in adequate quantities



- x. Identification of suitable site and procurement of land for the establishment of medical related supporting amenities like public Mortuary, Cemetery and Crematorium in Saboti and Kwanza sub-counties.

Education

The sector was observed to comprise of pre-primary, primary, junior and senior secondary and post secondary institutions majority that are well recognized beyond the County. However most of these institutions are characterized by the following challenges:-

- i. Insufficient learning facilities
- ii. Ill-equipped facilities
- iii. Inadequate supporting infrastructure (roads, electricity and water)
- iv. Shortfall in manpower (both teaching and non-teaching staff).

Proposed Strategies

- i. Promote a globally competitive, accessible and affordable education training and research facilities
- ii. Rehabilitate, expand and equip existing education facilities in line with the recommended standards
- iii. Improve education services and the learning environment across the County.

Proposed Projects

- i. Construction of new educational facilities in line with the catchment
- ii. Completion/ rehabilitation of existing educational institutions and specialized training centres;
- iii. Acquisition and transformation of former Moi University Campus along West-Pokot road to an Agricultural Training College
- iv. Establishing a modern public library in Kitale
- v. Construction of adequate learning institutions for the physically challenged and visually impaired in the County
- vi. Transparency in allocation and usage of National and County Government bursary schemes to increase transition rates
- vii. Provision of modern learning equipment in all educational institutions
- viii. Acquisition of land for expansion of educational facilities



- ix. Developing and upgrading all physical infrastructure in learning institutions in the County particularly electricity, roads and water
- x. Mainstreaming ICT in education

Recreation

Trans-Nzoia, like any other County in Kenya, boasts of various sporting activities and rich cultural heritage. Among the recreational facilities observed were Kitale Club, Mt. Elgon National Park & Game Reserve, Saiwa Swamp National Park, Kitale Nature Conservancy (Ndura Farm), Kenyatta Stadium and Kitale National Museum.

Additionally, soft open spaces found in educational institutions play an instrumental role in the promotion of recreational sector in the County. However notable challenges are as follows:-

- i. Inadequate public recreation amenities such as stadia and playgrounds
- ii. Insufficient hotels especially in the existing national parks
- iii. Inadequate open spaces in urban areas
- iv. Poorly maintained urban soft spaces
- v. Underutilized facilities
- vi. Poor supporting infrastructure, equipment and machinery.

Sports Recreation

Proposed Strategies:

- i. Plan, rehabilitate, expand and equip sporting infrastructure in line with recommended standards;
- ii. Create sporting awareness programmes;
- iii. Develop and implement sporting legislation policies;
- iv. Promote sporting events.

Proposed Projects:

- i. Revamping Kenyatta stadium to a modern multi-disciplinary sporting centre
- ii. Rehabilitating and upgrading all existing sporting facilities in the County i.e. Ward play grounds.
- iii. Constructing more public sporting grounds especially at the sub-County level.
- iv. Establishing a County sports talent centre in Kitale Municipality.



- v. Reviewing fee rates in accessing recreational services and facilities accordingly;
- vi. Organizing and participating in local and international tournaments.


Nature-Based Recreation

Proposed Strategies

- i. Protect and conserve nature-based recreational areas
- ii. Integrate nature/environmentally friendly designs to enhance their functionality;
- iii. Create a pedestrian friendly environment in urban areas
- iv. Beautification of existing nature based utilities

Proposed Projects

- i. Reclaiming and revoking illegally acquired ownership documents for designated open spaces land
- ii. Acquiring land for open green spaces particularly in urban areas
- iii. Upgrading existing open spaces similar to Nandi Park in Eldoret
- iv. Reclaiming encroached lands set aside for nature i.e. parts of Mt. Elgon, Cherangany Hills and Saiwa Swamp
- v. Tree lining of all roads in urban areas
- vi. Equipping urban open spaces with facilities such as benches and waste bins
- vii. Using local materials for integrating nature/environmentally friendly designs to enhance their functionality such as in Saiwa Swamp National Park.



Environmentally friendly designs in Saiwa Swamp National Park in Trans-Nzoia County
(Source: Safaribookings)



- viii. Recruiting of relevant professionals-enforcement officers, environmental experts, physical planners, transport planners and land surveyors.

3.1.9 Physical Infrastructure

Water

The County is dependent on two main water towers namely Mt. Elgon and Cherangany Hills from which major rivers i.e. Nzoia and Suam emanate. The gently sloping topography that characterizes the County has also played an important role in the distribution of water resources for both domestic, commercial and industrial use. Apart from rivers, other sources of water include: - springs, wells, boreholes, ponds, dams, pans and rain water harvesting.

Despite the County's rich supply, only 40% of the households can access safe water with the average distance to water points being 1Km. Given the ever increasing water demand however, the current 12 water schemes (Kitale water works, Kapolet, sabotu, Kiminini, Kwanza-Kolongolo, Kiboroa, Masaba, Kimondo, Endebess, Suam-Orchad, Matumaini, and Chepkoiyo) are insufficient.

Challenges facing this sector include:

- i. Limited capacity of existing water supply schemes
- ii. Difficult terrain to facilitate efficient water reticulation
- iii. Water pollution through domestic and industrial discharges
- iv. Poor agricultural practices resulting to sedimentation and pollution of rivers
- v. Encroachment into water towers and ground water recharge areas
- vi. Limited rain water harvesting and storage
- vii. Climate change effects (prolonged droughts).

Proposed Strategies:

- i. Increase water coverage and supply
- ii. Conservation and management of water resources in the County
- iii. Promote rain water harvesting and flood control management
- iv. Support and enhance effective utilization of trans-boundary water resources

Proposed projects:

- i. Rehabilitation & improvement of Nzoia River scheme (Installation of a solar farm within the treatment plant to reduce water pumping costs)

- ii. Upgrading and extending existing water pipeline network in the County i.e. Kinyoro-Bondeni, Nabeki-chepchoina, Kimondo; Kachibora-Murram; kolongei-Kundos; Matisi-Liyavo; Muroki-Lukhome; Matunda, Kiminini-Mitoto and Treatment works for Kiboroa and Mt.Elgon-Khalwenge project
- iii. Reviving stalled community water schemes



Community water points

(Source: Trans-Nzoia County & Simuplan, 2020)

- iv. Drilling and equipping of shallow wells and boreholes in the County



Borehole drilling

(Source: Simuplan, 2020)

- v. Constructing water pans and dams in Namanjalala
- vi. Erecting dykes along River Sabwani to control flooding in Namanjalala
- vii. De-siltation and rehabilitation of dams
- viii. Implementing Kiptogot-Kolongolo, Sosio-Teldet and Kapolet water schemes
- ix. Reviewing water rates to make water affordable and accessible
- x. Undertaking hydro-geological survey for underground water points



- xi. Initiating community programmes and campaigns promoting rain water harvesting
- xii. Afforestation of water catchment areas;
- xiii. Buffering rivers, springs and wetlands in the County;
- xiv. Community mobilization and sensitization on sustainable water usage;
- xv. Enforcing regulations and policies in the development and management of Water Resources
- xvi. Improve climatic data collection for planning and flood early warning

Waste Management

Solid waste

Approximately 120 tonnes of waste is generated daily from domestic, industrial, commercial and agricultural activities. Most of this waste comes from the urban areas. In spite of the efforts made by the County in waste management, it still lacks the capacity to collect and effectively dispose of this waste.

Notable challenges observed include:-

- i. Lack of designated waste collection points especially in the urban areas;
- ii. Poor waste management strategies resulting to haphazard dumping of solid waste;
- iii. Inadequate waste management equipment

Proposed Strategies

- iv. Provide adequate waste management infrastructure;
- v. Create public awareness on sustainable waste management;
- vi. Enhance modern technologies for waste management i.e. waste segregation and recovery

Proposed Projects

- i. Organizing awareness campaigns on proper solid waste management;
- ii. Identifying and establishing strategic waste management sites in selected urban centers;
- iii. Constructing a waste recycling park in Bidii Area to handle all waste generated in the County;
- iv. Rehabilitating Machinjoni dumping site;



- v. Providing waste segregation bins at strategic locations within urban areas;
- vi. Undertaking monthly clean-ups in all urban areas i.e. Kitale, Kiminini, Kwanza, Cherangany, Endebess and Saboti;
- vii. Establishing of Biogas digesters in strategic locations for green energy use;
- viii. Enhancing Private Public Partnerships in waste management;
- ix. Enforcing policies and legislations on County waste management.

Liquid Waste

This form of waste comprises of storm water, domestic, commercial and industrial. While open drains are being used in storm water disposal, pit latrines, septic tanks and sewer are applied for the other three forms.

From the situational analysis, a number of challenges facing the system were observed:-

- i. Insufficient sewer connectivity and oxidation ponds
- ii. Inadequate sanitary facilities (pit latrines) in both urban and rural areas
- iii. Poor storm water infrastructure especially along the major transport routes

Proposed Strategies

- x. Sensitize the community on improved liquid waste management strategies
- xi. Improve liquid waste management infrastructure across the County
- xii. Encourage Public Private Partnerships in the development and management of liquid waste

Proposed Projects

- i. Mapping out suitable locations for siting of sanitary facilities
- ii. Rehabilitating and upgrading sewer connectivity especially in urban areas
- iii. Rehabilitating pit latrines and septic tanks especially in the urban areas
- iv. Developing new eco-friendly sewerage schemes;
- v. Constructing ablution blocks and exhaustible toilets in all markets
- vi. Constructing septic tanks and VIP/VVIP latrines in rural areas through PPP
- vii. Constructing storm water drainage and de-siltation of silted drainage channels along all roads in the County
- viii. Recruiting and staffing officers to enforce liquid waste disposal regulations;



ix. Organizing campaigns on improved liquid waste management options;



Liquid waste management initiatives in the rural areas

(Source: <https://www.unicef.org/kenya/water-sanitation-and-hygiene>)

3.1.10 Energy

From the situational analysis, it was noted that majority of the residents use non-renewable energy sources for their needs. They include firewood, charcoal, petroleum, electricity, candles, batteries, gas and maize cobs. Limited usage of renewable energy comprising of solar and biogas was also observed.

Notable challenges include:

- i. Expensive and unreliable energy sources
- ii. Limited use of green energy sources
- iii. Limited electricity connectivity especially in the rural areas
- iv. Increased health risks associated with burning wood and petroleum products

Proposed Strategies:

- i. Extension of electricity power supply in the rural areas;
- ii. Use of alternative energy sources;
- iii. Prevent encroachment on way leaves meant for energy infrastructure
- iv. Develop energy policy and legislations;
- v. Sustainable utilization of energy sources.

Proposed Projects

- xiii. Upscaling rural electrification programmes in the County
- xiv. Installing flood lights and street lights in urban areas
- xv. Undertaking regular maintenance of energy infrastructure
- xvi. Providing safe power connections for all informal settlements in the County

- xvii. Investing in green energy infrastructure.



Rural electrification

Source: <https://www.povertyactionlab.org/evaluation/demand-and-costs-rural-electrification-kenya>

- i. Enforcing green energy policy and regulation in the design of buildings in the County;
- ii. Providing incentives for installation of renewable energy sources
- iii. Provide training on installation of green energy;
- iv. Creating community awareness on sustainable energy use e.g. use of improved stoves with chimneys;
- v. Enforcing of wayleaves by-laws;
- vi. Substituting wood fuel with cleaner fuels such as electricity and biogas;
- vii. Encouraging agro-forestry and afforestation practices.

3.1.11 Communication and ICT

This sector has been growing favorably overtime with the existence of Huduma Centre in Kitale town, 3 post offices and 3 sub-post offices and a well-established private courier service sector. The entry of mobile service providers namely Airtel, Safaricom and Telkom has equally revolutionized the telecommunication industry.

In spite of the registered growth, the sector still experiences a number of challenges notably:-

- i. Increasing disparity in access to ICT services in the rural and urban areas
- ii. High cost of ICT services especially internet and telephone charges
- iii. Poor network connectivity and coverage.

Proposed Strategies:

- i. Provide relevant ICT infrastructure
- ii. Enhance mobile connectivity throughout the County



- iii. Mainstream ICT in all sectors
- iv. Build the ICT capacity within the County.

Proposed Projects:

- i. Developing ICT parks in each sub County
- ii. Extending fibre-optic cables to Kiminini, Kwanza, Endebess, Saboti and Cherangany
- iii. Partnering with mobile service providers in providing relevant ICT infrastructure
- iv. Identifying and installing Base Transceiver Stations in areas with poor network coverage
- v. Organizing ICT capacity trainings
- vi. Automating key operations in the County including cashless transactions and online management of resources

3.1.12 Industrialization

This section entails the exploitation of existing potential and location to steer economic growth.

Manufacturing

The manufacturing sector in the County is dependent on agro-based activities that range from dairy products, cereals and horticultural produce. Additionally, entrepreneurial manufacturing (“Jua Kali”) is well spread within the County especially in the urban centres. However, like it is witnessed across board, this sector is not well established due to the following:-

- i. Lack of industrial diversification
- ii. Absence of industrial parks in the County
- iii. Poor marketing linkages
- iv. Poor support and transportation infrastructure
- v. Low adoption of modern technologies for value addition
- vi. Fluctuations in the market prices of agricultural goods.

Proposed Strategies

- i. Promote cluster development strategy to focus on proximity to raw materials and markets of region specific products
- ii. Create an enabling environment for industrial growth
- iii. Promote diversification in industrial development
- iv. Promote value addition in processing of local produce



- v. Provide an integrated, efficient, reliable and sustainable transport system;
- vi. Adopt modern technologies for value addition

Proposed Projects

- i. Developing policies and sponsoring legislations that promote industrial growth
- ii. Establishing milk cooling plants one in each sub County
- iii. Developing a grain milling plant in Kitale
- iv. Establishing a sugar milling plant in Marambach, Saboti Sub-County
- v. Constructing cottage industries and crafts and mineral-based industries in Sikhendu
- vi. Establishing Jua Kali worksites in selected centres
- vii. Identification of a proper location, planning and construction of an industrial park in Kwanza sub-County
- viii. Facilitating industrial research, incubation and innovation
- ix. Upgrading and interlinking the transportation network across the County

3.1.13 Mining

Mining in the County is not that intensive. It is more pronounced in areas with history of geological transformation with major activities revolving around quarrying and sand harvesting for the construction industry.

Quarrying is dominant in areas around Mt. Elgon and Cherangany Hills while sand harvesting is confined to rivers.

The notable issues affecting the mining sector in Trans-Nzoia County were identified as:

- i. Environmental degradation
- ii. Unregulated quarrying
- iii. Traditional mining techniques
- iv. Unexploited mining potential

Proposed Strategies:

- i. Devise modern ways of extraction;
- ii. Formulate appropriate rehabilitation and restoration mechanism of all mining sites
- iii. Promote and implement mechanisms for sustainable harvesting of sand and mining activities



- iv. Advanced exploration of mineral resources
- v. Formulate and implement the County's mineral resources development and exploitation policy.

Proposed Projects

- i. Investing in mining exploration studies
- ii. Ensuring Environmental Impact Assessment & Social Impact Studies are carried out on identified sites and licenses issued as appropriate
- iii. Offering training in TVET on the modern mining techniques
- iv. Educating small scale miners on appropriate environmentally friendly harvesting techniques;
- v. Offering subsidies on mining machinery and equipment;
- vi. Refilling open abandoned quarries particularly those in Lukhome, Saboti, Mowlem and Chepchoina areas; by adopting forestry reclamation, holistic or integrated approaches to land restoration;
- vii. Enforcing policies and legislations promoting sustainable mining.

3.1.14 Trade & Commerce

This sector is dominated by small scale agro-based businesses. Most of the products are consumed locally with others sold to neighbouring counties. As observed in the situational analysis, the sector seems not to be doing well because of the numerous challenges including:

- i. Inadequate/lack of market infrastructure
- ii. Poor transport networks
- iii. Limited/lack of capital for initiating investments
- iv. Encroachment of traders on road reserves
- v. Unlicensed business enterprises
- vi. Tiring process in obtaining business permit
- vii. Underutilized Suam border.

Proposed Strategies

- i. Provide adequate trading facilities and infrastructure
- ii. Reduce / lower interest on loans offered to businessmen



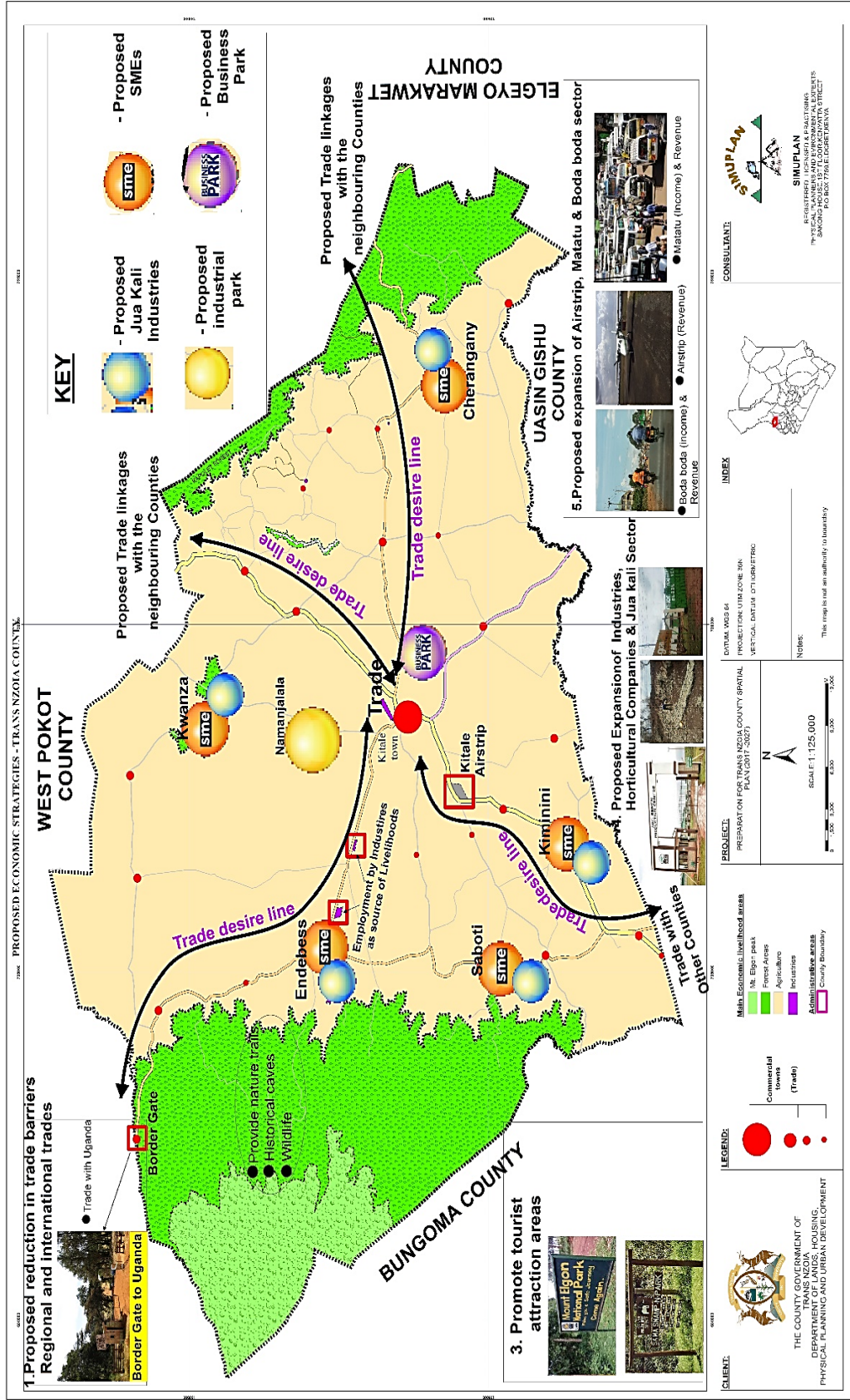
- iii. Invest in County ICT infrastructure
- iv. Conduct regular SME training for business owners
- v. Enhance promotion of local entrepreneurs
- vi. Reduce trade barriers on regional international trade like Uganda
- vii. Formulate and implement trade and commerce policy.

Proposed Projects:

- i. Developing incubators and Jua Kali sheds in each sub-County;
- ii. Construction of sanitary facilities in markets;
- iii. Completing Kitale business park;
- iv. Constructing an industrial park/special economic zone in the County;
- v. Constructing new markets in Matisi, Bidii and Kapkarwa;
- vi. Rehabilitating and completing of on-going market constructions in Gitwamba, Sibanga and Kimila
- vii. Constructing an industrial and commercial centre at Suam Border;
- viii. Automating business licensing and promotion of E-Commerce;
- ix. Conducting annual trade fairs and entrepreneurial training;
- x. Establishing a fully-fledged immigration facility at Suam Border for enhanced cross border trade;
- xi. Constructing maize milling and animal feed plant in Kitale, Kwanza sub-County.



Map 10: Improved Trade, Commerce and Industry Strategy



Source: Simuplan, 2020



CHAPTER FOUR

DEVELOPMENT PRIORITIES, STRATEGIES AND PROGRAMMES

4.0 Overview

This chapter contains the County's key sector development programmes and priorities planned to be implemented in the five-year CIDP period 2023-2027. It provides the sector vision, mission and goals besides outlining the sectors strategic priorities. The chapter discusses sector development priorities, strategies, programmes, flagship projects as well as cross sectoral linkages among the county sectors. The ten County departments, County Assembly, County public Service Board (CPSB) and the Kitale Municipal Board have been grouped into eight sectors.

4.1 Development Priorities and Strategies

4.1.1 Agriculture, Rural and Urban Development Sector

Sector composition

The Sector is comprised of Agriculture, Livestock, Veterinary Services and Fisheries Sub Sectors. It also consists of Lands, Physical Planning and Housing sub-sectors. The sector is also a key player towards the achievement of SDGs 1, 2, 3, 8, 14 and 15 with regard to projects and programmes towards poverty reduction, zero hunger, good health and wellbeing, life below water as well as decent work and economic growth and life on land.

Vision and Mission

Vision

An innovative commercially-oriented and modern agriculture, rural and urban development sector

Mission

To promote Agriculture Transformation and sector wide coordination for food and nutrition security, improved livelihoods and Environmental sustainability.

Sector Goals:

- To be an innovative, commercially oriented and modern agriculture and livestock sector
- To facilitate the growth of agricultural value chains from subsistence to commercialization.



Sector Priorities and Strategies

The sector priorities and strategies are presented in the table.

Sector priorities and strategies

Sector Priorities	Strategies
Increase crop production	Promotion of crop diversification Enhance access to quality farm inputs Enhance soil management and conservation Agricultural mechanization Pest and disease control Strengthen agricultural extension services Improve post-harvest management Improve value addition and market access Promotion of climate smart agriculture
Increase livestock production	Enhance disease control and management Enhance access to livestock feeds Promote modern breeding technologies Strengthen extension services Promotion of apiculture Strengthen livestock market access and value addition
Increase fish production	Enhance Aquaculture development Enhance access to fish inputs Promote Fish value addition Strengthen fish farming extension services
Strengthen cooperative movement	Strengthening of cooperative governance Strengthen cooperative extension services Promotion of financial service to cooperative societies
Improve land use planning and urban development	Strengthen land use planning and development Strengthen land governance Strengthen land surveying and documentation Enhance urban development
Enhance access to affordable housing	Develop housing infrastructure Enhance management of government houses

Sector Programmes and Flagship Projects

The section presents the sector programmes to be implemented during the CIDP III period.

Sector Programmes

A summary of the sector programmes to be implemented during the CIDP III period are presented in Table 4.0.1



Table 4.0.1 Agriculture, Rural and Urban development Sector Programmes

Sub Programme	Key Output	Key Performance Indicators	Linkages to SDG Targets	Planned Targets and Indicative Budget (KSh. Millions)												Total Budget (KSh. M)
				FY 2023/2024		FY 2024/2025		FY 2025/2026		FY 2026/2027		FY 2027/2028				
				Target	Cost	Target	Cost	Target	Cost	Target	Cost	Target	Cost			
Programme Name: Crop Production Objective: To increase agricultural crop production and productivity Outcome: Increased crop production and productivity																
Crop Diversification	Different varieties of seedlings distributed	Number of seedlings distributed	SDG 1,2,3,8	300,000	100	300,000	100	300,000	100	300,000	100	300,000	100	500		
				3	300	3	300	3	300	3	300	3	15			
Subsidized Farm input	Export vegetables planted	Acreage of land planted with export vegetables	SDG 1,2,3,8	300	3	300	3	300	3	300	3	300	3	500		
				3	300	3	300	3	300	3	300	3	15			
Soil Conservation & Management	Subsidized Fertilizer distributed	No of bags procured and distributed	SDG 1,8	20,000	100	20,000	100	20,000	100	20,000	100	20,000	100	500		
				4,000	4,000	4,000	4,000	4,000	4,000	4,000	4,000	4,000	4,000			
Agricultural mechanization	Different varieties of seeds distributed	Kgs of seeds distributed	SDG 1,2,3,8	20,000	50	20,000	50	20,000	50	20,000	50	20,000	50	250		
				50	20,000	50	20,000	50	20,000	50	20,000	50	250			
Pest and disease control	Soil Testing Kit/Equipment procured	No of soil samples tested	SDG 1,15	2000	3.0	2000	3.0	2000	3.0	2000	3.0	2000	3.0	15		
				3.0	2000	3.0	2000	3.0	2000	3.0	2000	3.0	15			
Pest and disease control	No of soil analysis results implemented	No of soil analysis results implemented	SDG 1,15	2000	1.0	2000	1.0	2000	1.0	2000	1.0	2000	1.0	5		
				1.0	2000	1.0	2000	1.0	2000	1.0	2000	1.0	5			
Agricultural mechanization	Soil Testing Kit/Equipment procured	No. of Soil Testing Kit/Equipment procured	SDG 1,15	1	5	1	20	1	1	1	1	1	25			
				5	1	20	1	1	1	1	1	25				
Pest and disease control	Heavy agricultural machinery acquired	Number of heavy machinery acquired	SDG 1,2,3,8	3	5	2	20	1	30	1	25	1	34			
				5	2	20	1	30	1	25	1	34				
Pest and disease control	Pheromone traps installed	No of Pheromone traps installed	SDG 2,3,8	75	1	75	1	75	1	75	1	75	1	5		
				1	75	1	75	1	75	1	75	1	5			
Pest and disease control	Pesticides procured and distributed	No (units) of Pesticides procured and distributed	SDG 2,3,8	6000	12	6000	12	6000	12	6000	12	6000	12	60		
				12	6000	12	6000	12	6000	12	6000	12	60			



Sub Programme	Key Output	Key Performance Indicators	Linkages to SDG Targets	Planned Targets and Indicative Budget (KSh. Millions)										Total Budget (KSh. M)			
				FY 2023/2024		FY 2024/2025		FY 2025/2026		FY 2026/2027		FY 2027/2028					
				Target	Cost	Target	Cost	Target	Cost	Target	Cost	Target	Cost				
Agricultural extension services	Sensitization and training on Nutrition Sensitive Agriculture undertaken	No of sensitizations and trainings undertaken	SDG 1,2,3	100	1	100	1	100	1	100	1	100	1	100	1	5	
	Demonstration plots established	No of demonstration plots established	SDG 1,2,3	100	2	100	2	100	2	100	2	100	2	100	2	10	
	Model Farms Established/FFBS	No of model farms/FFBS established	SDG 2,8	25	5	25	5	25	5	25	5	25	5	25	5	25	
		ATC constructed	SDG 2,3,8		1	150										150	
	Greenhouses installed	No. of Greenhouses installed	SDG 2,3,8	10	4	10	4	10	4	10	4	10	4	10	4	20	
	Plant clinics Promoted	No of operational plant clinics established	SDG 2,3,8	30	5	30	5	30	5	30	5	30	5	30	5	25	
	Farmers trained on DAT solution use	Number of farmer beneficiaries trained and utilizing DAT solution.	SDG 2,8	200	9.8	200	9.8	200	9.8	200	9.8	200	9.8	200	9.8	49	
	Agricultural and Farm database developed	No of Farmers captured on the database	SDG 2,3,8	2000	2	2000	2	2000	2	2000	2	2000	2	2000	2	10	
	Post harvest Management	Grain stores constructed	No of grain stores constructed	SDG 2,3,8	1	15											30
		Grain stores maintained	No. of grain stores maintained	SDG 2,3,8	3	3	5	1	5	1	5	1	5	1	5	1	7
Grain dryers operationalized		No of Grain dryers operationalized	SDG 2,3,8	2	20	1	10	1	10	1	10	1	10	1	10	60	
Improved food storage technologies adopted		No. of farmers who have adopted use of improved storage technologies.	SDG 2,3,8	3,000	0.5	3,000	0.5	3,000	0.5	3,000	0.5	3,000	0.5	3,000	0.5	2.5	



Sub Programme	Key Output	Key Performance Indicators	Linkages to SDG Targets	Planned Targets and Indicative Budget (KSh. Millions)										Total Budget (KSh. M)
				FY 2023/2024		FY 2024/2025		FY 2025/2026		FY 2026/2027		FY 2027/2028		
				Target	Cost	Target	Cost	Target	Cost	Target	Cost	Target	Cost	
Value addition and market access	Metal silos and Hermetic bags promoted	No of Hermetic bags distributed	SDG 2,3,8	10,000	3.5	10,000	3.5	10,000	3.5	10,000	3.5	10,000	3.5	17.5
	Milling plants Established (Kipsongo and Endebess)	No of Milling Plants established	SDG 2,3,8	1	50	1	50							100
	Produce Aggregation centers established (Endebess and Saboti sub County)	No of produce Aggregation centers established	SDG 2,3,8	5	5	5	5	5	5	5	5	5	5	25
Climate Smart Agriculture	Markets and related infrastructure developed.	No. of market and market support infrastructure investments (i.e., markets, aggregation centers, pack houses, transport, cold chain services)	SDG 2,8	1	10.7	1	19.3	1	50	1	50	1	50	180
	SACCO's established and strengthened	Number of SACCOs supported with inclusion grant	SDG 2,3,13	16	16	4	20	4	20	4	20	4	20	116
	Access to Agricultural finance by FPOs enhanced to support production, aggregation and marketing	Number of FPOs supported	SDG 1,8			8	80							80
Climate Smart Agriculture	Capacity of community institutions to manage investments enhanced	No. of micro-project investments for aggregation and value addition (small-scale infrastructure) supported.	SDG 1,2,3,8	16	9.6	4	2.4							12
	Climate smart agriculture promoted	No of specialized Climate smart agriculture equipment procured	SDG 2,3,13	6	20	5	20	5	20	5	20	5	20	100
		No of technologies promoted	SDG 2,3,13	5	1	5	1	5	1	5	1	5	1	5



Sub Programme	Key Output	Key Performance Indicators	Linkages to SDG Targets	Planned Targets and Indicative Budget (KSh. Millions)										Total Budget (KSh. M)					
				FY 2023/2024	FY 2024/2025	FY 2025/2026	FY 2026/2027	FY 2027/2028	FY 2023/2024		FY 2024/2025		FY 2025/2026		FY 2026/2027		FY 2027/2028		
				Target	Cost	Target	Cost	Target	Cost	Target	Cost	Target	Cost		Target	Cost	Target	Cost	Target
	Farmer-led gravity irrigation development supported	No. of farmer-led irrigation development supported	SDG 1,2,3	2	40	2	40	2	40	2	40	2	40	2	40	2	40	200	
Programme: National Agriculture Value Chain Development Project (NAVCDP)																			
Programme Objective: To increase market participation and value addition for targeted farmers in select value chains in project areas																			
Programme Outcome: Increased market participation and value addition by farmers in select value chains																			
Building Producer Capacity for Climate Resilient and Stronger value chains	Capacity for smallholder farmers for improved production and market participation enhanced	No. of the farmers mobilized, registered and geo-referenced (by gender, IP, VMG)		170,000	48.5														
	FPOs capacity for collective marketing and value addition strengthened	No. of FPOs selected for support by the project		8	31.4													31.4	
	Credit worthiness of CIGs/VMGs and FPOs improved	No. of SACCOs registered, automated and developed		5	38.3													38.3	
Climate Smart Value Chain Ecosystem Investments	Farmer Led Irrigation Development (FLID) Supported	Land Area (Ha) brought under irrigation		800	74														
	Market access and Infrastructure development enhanced	No. of physical market infrastructure developed, rehabilitated/upgraded		1	14.1													14.1	
	Data and Digital Investments Supported	No. of farmers on-boarded		2000	14.2													14.2	
	Research Linkages, Technical Assistance and Institutional Capacity supported	No. of CSA TIMPs developed, validated and disseminated		200	4													4	



Sub Programme	Key Output	Key Performance Indicators	Linkages to SDG Targets	Planned Targets and Indicative Budget (KSh. Millions)										Total Budget (KSh. M)	
				FY 2023/2024		FY 2024/2025		FY 2025/2026		FY 2026/2027		FY 2027/2028			
				Target	Cost	Target	Cost	Target	Cost	Target	Cost	Target	Cost		
Project Coordination and Management	Effective Project Coordination	No. of functional units/structures supported		9	23.3		34.6		31.3		29		16.5	134.7	
	Monitoring & Evaluation and ICT enhanced	Data collection system supported (ODK, USSD, Field visits)		1	6.7									6.7	
Programme 5: Livestock Productivity															
Objective: To increase Livestock Production															
Outcome: Increased livestock production															
Livestock disease control and management	Livestock vaccination programmes undertaken	No. of vaccination programmes undertaken	1, 3	5	10	5	10	5	10	5	10	5	10	5	50
	Acaricide procured and supplied to communal dips	Amount (lts) of acaricide procured and supplied	1, 3	15, 000	9	15, 000	9	15, 000	9	15, 000	9	15, 000	9	15, 000	45
	Communal dips Rehabilitated and constructed	No. of dips rehabilitated	1,3	15	5	15	5	15	5	15	5	15	5	15	25
	Auction yards Rehabilitated and maintained(Sibanga, Center Kwanza and Sikhendu)	No. of auction yards rehabilitated	1, 3	3	1	3	1	3	1	3	1	3	1	3	5
	Veterinary offices renovated and fenced	No. of offices renovated	3	3	2.5	3	2	3	2	3	2	3	2	3	8.5
Livestock inputs Modern Breeding technologies	Production, bulking and conservation of dairy cattle feeds promoted	acreage under fodder/pasture establishment	1,2,15	3000	1.2	3,250	1.3	3500	1.4	3750	1.5	4000	1.6	7	



Sub Programme	Key Output	Key Performance Indicators	Linkages to SDG Targets	Planned Targets and Indicative Budget (KSh. Millions)												Total Budget (KSh. M)
				FY 2023/2024		FY 2024/2025		FY 2025/2026		FY 2026/2027		FY 2027/2028				
				Target	Cost	Target	Cost	Target	Cost	Target	Cost	Target	Cost			
	Tonnage of fodder/pasture harvested and preserved	1,2	6750	1.2	7312	1.3	7875	1.4	8438	1.5	9000	1.6	7			
			50	1.	75	1.6	100	1.9	125	2.1	150	2.3	8.9			
	Modern technologies in indigenous chicken production promoted and adopted	1,2,8	1000	0.5	1500	0.5	2000	0.5	2500	0.5	3000	0.5	2			
			250	6.5	300	7.8	400	104	450	11.7	500	13	49.4			
	Dairy goats breeding purchased and distributed to small scale farmers	1,2	5000	2.5	5000	2.5	5000	2.5	5000	2.5	5000	2.5	7.5			
			3000	1	3000	1	3000	1	3000	1	3000	1	5			
	Procurement of semen	1,8	6	1.2	7	1.4	7	1.4	6	1.2	6	1.2	7			
Livestock extension services	Dairy Cooperative societies trained on milk handling and testing	1,2,8	125	.625	175	.875	225	1.125	275	1.375	325	1.875	5.875			
			4	0.2	5	0.25	6	0.3	7	.35	8	0.4	1.5			
	Bee hives purchased and distributed	1,2,8	25	0.5	35	0.28	42	0.336	56	0.448	65	.5	2.064			
			2	2	2	2	2	2	2	2	2	2	2	10		
Apiculture	Slaughter facilities rehabilitated (<i>Machinjoni and</i>	1,2,8	2	2	2	2	2	2	2	2	2	2	10			



Sub Programme	Key Output	Key Performance Indicators	Linkages to SDG Targets	Planned Targets and Indicative Budget (KSh. Millions)										Total Budget (KSh. M)									
				FY 2023/2024		FY 2024/2025		FY 2025/2026		FY 2026/2027		FY 2027/2028											
				Target	Cost	Target	Cost	Target	Cost	Target	Cost	Target	Cost										
	<i>Kiminiin</i>																						
Programme: Fish Production Programme Objective: To increase fish production Programme Outcome: Increased Fish Production																							
Aquaculture development	Kitale fish hatchery unit established	One fish hatchery unit established	8	1	4	2	2	2	2	2	2	2	2	2	2	2	2	2	2	2	2	1	10
	Ponds constructed	No. of ponds constructed	8	50	3	50	2	50	1	50	1	50	1	50	1	50	1	50	1	50	0.5	7.5	
	Liner ponds constructed	No. of liner ponds constructed	8	25	0.25	25	0.25	25	0.25	25	0.25	25	0.25	25	0.25	25	0.25	25	0.25	25	0.25	0.25	1.25
	Fish Ponds rehabilitated	No. of ponds rehabilitated	8	200	3	200	3	200	3	200	3	200	3	200	3	200	3	200	3	200	3	3	15
	No of dams rehabilitated	8	2	2	2	2	2	2	2	2	2	2	2	2	2	2	2	2	2	2	2	10	
	No of dams restocked	14	50	5	50	5	50	5	50	5	50	5	50	5	50	5	50	5	50	5	50	25	
Fish Inputs	No. of fish cages procured and stocked	8	2	1.2	2	1.2	2	1.2	2	1.2	2	1.2	2	1.2	2	1.2	2	1.2	2	1.2	6		
	Fingerlings procured	No. of fingerlings procured	8	50,000	1.5	50,000	0.5	50,000	0	50,000	0.5	50,000	0	50,000	0.5	50,000	0	50,000	0.5	50,000	0	2.5	
	Fish feeds procured	No. of 20kg bags of fish feeds procured	8	250	0.5	250	0.5	250	0.5	250	0.5	250	0.5	250	0.5	250	0.5	250	0.5	250	0.5	2.5	



Sub Programme	Key Output	Key Performance Indicators	Linkages to SDG Targets	Planned Targets and Indicative Budget (KSh. Millions)										Total Budget (KSh. M)
				FY 2023/2024		FY 2024/2025		FY 2025/2026		FY 2026/2027		FY 2027/2028		
				Target	Cost	Target	Cost	Target	Cost	Target	Cost	Target	Cost	
	Fishing nets, hooks and line procured	No. of fishing nets, hooks and line procured	2	60,000	2	60,000	2	60,000	2	60,000	2	60,000	2	10
Fish value addition	Kitale Fish cold room constructed	No of cold rooms constructed	8	1	3	3	3	3	3	3	3	3	3	15
Fish extension services	No, of dam management groups trained	14	2	0.6	2	0.6	2	0.6	2	0.6	2	0.6	3	
Programme: Co-operative Development and Management														
Programme Objective: To strengthen cooperative movement														
Programme Outcome: Strengthened cooperative societies														
Cooperative Governance	Cooperative leadership and management strengthened	Number management committees trained	SDG 16	50	3	60	3.5	70	4	80	4.5	100	5	20
	Cooperative societies trained in financial management	Number of Coop. societies trained	SDG 1	20	2	30	2.5	50	3	70	3.5	100	4	15
	Cooperative societies revived	Number of cooperative societies revived	SDG 8	12	1	14	1.1	15	1.1	17	1.1	20	1.2	5.5
	Sector specific policies developed	No. of sector specific policies developed	SDG 8,16,17			5	5	3	3	3	2	2	2	2
Cooperative extension services	Cooperative audits conducted	Number of audits conducted	SDG 16	30	1	50	1.6	70	1.7	90	1.8	100	2	8.1
	Cooperative societies supported	No of cooperative societies supported with equipment		15	2.5	35	40	50	50	60	50	70	90	245



Sub Programme	Key Output	Key Performance Indicators	Linkages to SDG Targets	Planned Targets and Indicative Budget (KSh. Millions)										Total Budget (KSh. M)
				FY 2023/2024		FY 2024/2025		FY 2025/2026		FY 2026/2027		FY 2027/2028		
				Target	Cost	Target	Cost	Target	Cost	Target	Cost	Target	Cost	
		Cooperative societies supported for value addition		13	23	17	45	22	37	30	50	31	75	225
Financial services	Cooperatives revolving fund	No of Cooperatives supported	SDG 9	30	50	50	100	70	100	100	200	100	200	650
Programme: Land use planning and management														
Objective: To improve land use planning and management														
Outcome: Improved land use planning and urban development														
Land Use Planning and development	Local physical & land use plans prepared and approved	No of plans prepared and approved.	1.4,11.3 & 15	3	25	3	25.5	3	26	3	26.5	3	27	130.5
	Inspection for land developments undertaken	No. of inspection reports generated	1.4,11.3 & 15	5	1	5	1.5	5	2	5	2.5	5	3	10
Land Governance	Policies developed reviewed and adopted	No. of policies developed	1.4,11.3 & 15	1	5	1	5	1	5					15
	Land valuation roll developed	Land valuation roll	1.4,11.3 & 15	1	10									10
Land Surveying and Documentation	Title deeds processed	No. of title deeds processed	1.4	3000	3	3000	3.5	3000	4	3000	4.5	3000	5	20
	Maps Revised	No of maps revised	1.4,11.3 & 15	2	2.4	2	2.6	2	2.8	2	3	2	3.2	14
	Land records digitized	% of land records digitized	1.4,11.3 & 15	30%	1	60%	1	80%	0.8	95%	0.6	100%	0.4	3.8



Sub Programme	Key Output	Key Performance Indicators	Linkages to SDG Targets	Planned Targets and Indicative Budget (KSh. Millions)										Total Budget (KSh. M)		
				FY 2023/2024		FY 2024/2025		FY 2025/2026		FY 2026/2027		FY 2027/2028				
				Target	Cost	Target	Cost	Target	Cost	Target	Cost	Target	Cost			
	Illegally acquired Public land repossessed	Acreage of land repossessed	1.4,11.3 & 15	20	1	20	1	20	1	20	1	20	1	20	1	5
	Public utilities boundaries established and beaconed	No of public utilities with boundaries established and beaconed	1.4,11.3 & 15	20	1.2	25	1.4	30	1.6	35	1.8	35	2	35	2	8
	GIS laboratory established	GIS laboratory established	1.4,11.3 & 15	1	20											20
	Titling and securing of acquired county government land.	No. parcels surveyed and titled	1.4,11.3 & 15	15	0.9	15	0.9	15	0.9	15	0.9	15	0.9	15	0.9	4.5
	Land acquired to settle the Landless	No of acres acquired	1.4,11.3 & 15	40	40	40	41	40	42	40	43	40	44	40	44	210
	Land acquired for establishment of Suam Border town	Acreage of land acquired	1.4,11.3 & 15	10	50	10	50	100	100	10	50					250
	Land acquisition for relocation of Kitale Medium Prison	Acreage of land acquired	1.4,11.3 & 15	159	100											100
Program: Urban planning and Development																
Objective: To promote Urban planning and Development																
Outcome: Urban Planning and development promoted																
Urban planning & Infrastructure Development	Upgrading of Kimimini Town/Municipality status	Acreage of land acquired for expansion of Kimimini township	1.4,11.3 & 15	10	50	10	50									100
	Beautification of Urban Areas	No. of streets/roundabouts beautified	1.4,11.3 & 15	5	2	5	2	5	2	5	2	5	2	5	2	10



Sub Programme	Key Output	Key Performance Indicators	Linkages to SDG Targets	Planned Targets and Indicative Budget (KSh. Millions)										Total Budget (KSh. M)				
				FY 2023/2024		FY 2024/2025		FY 2025/2026		FY 2026/2027		FY 2027/2028						
				Target	Cost	Target	Cost	Target	Cost	Target	Cost	Target	Cost					
	Preparation of Site Plans and Action Plans for public utilities	No. of site plans and Action plans	1.4,11.3 & 15	4	12	2	6											18
	Design and street Naming within the Municipality undertaken	No of streets Designed and named	1.4,11.3 & 15		9	5												5
	LED screen advertisement screen installed and commissioned	No of LED screens	1.4,11.3 & 15	1	20													20
	Kitale Municipal roads constructed & maintained to Bitumen standards	Km of Bituminous roads constructed	1.4,11.3 & 15		1	85	1	85	1	85	1	85	1	85	1	85	1	255
	Non Motorised transport promoted	Km of Bituminous roads maintained	1.4,11.3 & 15	0.5	10	0.5	10	0.5	10	0.5	10	0.5	10	0.5	10	0.5	10	50
	Footbridges Constructed	Km of footpaths/walkways constructed (cabro paved) & Maintained	1.4,11.3 & 15	3	15	3	15	3	15	3	15	3	15	3	15	3	15	75
	Parking Facilities	Number of footbridges constructed	1.4,11.3 & 15	1	7	2	14	2	14	2	14	2	14	2	14	2	14	50
	Urban drainage and storm water control structures construction and Maintainance	No. of Parking spaces created (Bus Parks, lorry parks)	1.4,11.3 & 15		1	1	15	1	15	1	15	1	15	1	15	1	15	45
	Recreational park established in Kitale	No of drainage and storm water structures constructed and maintained	1.4,11.3 & 15	5	5	5	5	5	5	5	5	5	5	5	5	5	5	25
	Kitale Public cemetery Rehabilitated	No. of recreational parks in place/ created and maintained	1.4,11.3 & 15						1	20								20
	Markets constructed	No. of public cemetery rehabilitated	1.4,11.3 & 15		1	15												15
	Medium/Small markets	Wholesale and retail market in Kitale	1.4,11.3 & 15				50	1	50									100
		Medium/Small markets	1.4,11.3 & 15	1	25	1	25											50



Sub Programme	Key Output	Key Performance Indicators	Linkages to SDG Targets	Planned Targets and Indicative Budget (KSh. Millions)												Total Budget (KSh. M)
				FY 2023/2024		FY 2024/2025		FY 2025/2026		FY 2026/2027		FY 2027/2028				
				Target	Cost	Target	Cost	Target	Cost	Target	Cost	Target	Cost			
	constructed		& 15													
	Barbed Kiosks constructed along Kipsongo Road & Opposite quickMart Supermarket	No of branded Kiosks	1.4,11.3 & 15	40	20	4	4	20	4	20	4	20	4	20	4	24
Solid waste management	Skip loader/ truck procured	No of skip loaders/trucks	1.4,11.3 & 15	1	12	1	12	1	12	1	12	1	12	1	12	36
	Bulk bins procured	Number of bulk bins procured and installed	SDG 11 & 13	2	0.8	2	0.8	2	0.8	2	0.8	2	0.8	2	0.8	4
	Street/market Litter bins procured	No of Street/market Litter bins procured	1.4,11.3 & 15	5	1	5	1	5	1	5	1	5	1	5	1	5
	Landfill sanitary established	No of Sanitary landfill	1.4,11.3 & 15	-	1	150										150
Programme: Affordable Housing																
Programme Objective: To increase access to affordable housing																
Programme Outcome: Increased access to affordable housing																
Affordable housing	NHC debt clearance	Amount reserved for debt clearance	1.4,11.3 & 15	70		50										170
	Low cost housing units constructed	No. of low-cost housing units constructed	1.4,11.3 & 15	20	100	20	100	20	100	20	100	20	100	20	100	500
	Government houses renovated and maintained	No of houses renovated and maintained	1.4,11.3 & 15	10	0.8	15	1.8	20	2.5	10	0.8	10	0.8	10	0.8	5.9



4.1.2 Health Services Sector

The County Health sector comprises of Medical services, corporate Health, Public Health and Sanitation, and related research and development sub sectors. The health sector has three directorates; Administrative and planning that focuses with general operations in the health sector, Public Health and Sanitation that focuses on promotive and preventive health services and Medical Services that focuses on curative and rehabilitative services

Vision

A globally competitive, healthy and productive County

Mission

To systematically build a progressive, responsive, sustainable, technology-driven, Evidence-based and Client Centered healthcare system; for accelerated attainment of the highest standard of health to all the residents of Trans Nzoia County.

Sector Goal

To achieve high quality accessible, affordable and equitable healthcare for all.

Sector Priorities and Strategies

A summary of the sector priorities and the strategies is presented in the table.

Sector Priorities and Strategies

Sector Priorities	Strategies
Improve access to promotive and preventive health care	<ul style="list-style-type: none"> Strengthen primary health care Promote environmental health and sanitation Strengthen community health care services Management of Communicable diseases and NTDs Enhance immunization coverage Increase access to RMNCAH Enhance nutrition services; Increase access to mental health care services
Enhance access to curative and rehabilitative health services	<ul style="list-style-type: none"> Increase rehabilitative services Increase specialized health care services Strengthen emergency and referral services



Sector Priorities	Strategies
Enhance Health administration, management and support services	<ul style="list-style-type: none">Develop health infrastructureIncrease medical supplies (HPTs)Strengthen medical human resourcePromote health research and development;Increase universal health care coverageStrengthen health policy and regulatory frameworkProcure data collection and reporting tools

Sector Programmes and Flagship Projects

In the planned period the sector will implement three major programs namely preventive and promotive health services, curative and rehabilitative health and administration and support services for efficient and effective operation of the sector. A summary of the sector programmes to be implemented during the plan period is presented in Table 4.0.2.



e Diseases	Number of <Is provided with LLITNs	SDG3	26,096	0.5	27,400	0.5	28,704	0.5	30,008	0.5	31,312	0.5	2.5
Reduced TB burden	No. of TB patients put on treatment	SDG3	1055	1	1255	1	1455	1	1655	1	1855	1	5
Reduced HIV ,AIDS burden	No. of Eligible HIV positive clients identified and put on Care	SDG3	17,841	0.5	18041	0.5	18241	0.5	18441	0.5	18641	0.5	2.5
	No. of clients tested positive started on ARV/s	SDG3	17826		18041		18241		18441		18641		
Non-Communicable Diseases Strategy Strengthened	% Of Pregnant women who have undergone HIV, Syphilis and Hepatitis B testing	SDG 3	95%	0.5	100%	0.5	100%	0.5	100%	0.5	100%	0.5	2.5
	% of eligible clients on PrEP and PEP	SDG 3	25%		50%		70%		80%		95%		
Diseases Surveillance conducted	No of Community Unit Screenings for NCDs (Diabetes and Hypertension Breast and Cervical cancer)	SDG 3	170	2	170	2	170	2	170	2	170	2	10
	No of diseases surveillance conducted	SDG 3	312	2	312	2	312	2	312	2	312	2	10
Anthelmintic drugs administered	No of additional NTDs identified	SDG 3	2	1	4	1	6	1	8	1	10	1	5
	% Of people treated with anti-helminthic drugs fully	SDG 3	100%	3	100%	3	100%	3	100%	3	100%	3	15
Health workers trained on antimicrobial resistance	No of health care workers sensitized/trained on Antimicrobial Resistance	SDG 3	120	2	120	2	120	2	120	2	120	2	10
	Routine childhood vaccines provided to eligible children	SDG3	23506	2	25506	2	27506	2	29506	2	31506	2	10
Immunization services	% Of children immunized with DPT/ Hep +HIB3	SDG 3	84.4%		89%		93%		98%		98%		
	Pentavalent 3 vaccination coverage increased												



Specialized health services	Ophthalmological Services Strengthened	(psychosocial assessment and counseling). No of clients seen in Outreach Services	SDG 3	19,500	1	19,500	1	19,500	1	19,500	1	19,500	1	19,500	1	5
		No of Cataract Surgeries	SDG 3	450	2	450	2	450	2	450	2	450	2	450	2	10
		No of Medical social worker home based visits	SDG 3	200	1.024	200	1.024	200	1.024	200	1.024	200	1.024	200	1.024	5.12
		No of HCWs trained on post-rape care clinical management	SDG 3	20	0.5	40	1	40	1	40	1	40	1	40	1	5.5
		No of Post -Rape Care kits purchased	SDG 3	400	0.6	400	0.6	400	0.6	400	0.6	400	0.6	400	0.6	3
Emergency referral services	Ambulance purchased	No of Advanced Life Support Ambulances purchased	SDG3	1	12	1	12	2	24	2	24	2	24	2	84	
	Emergency Care Referral Dispatch Centre operationalized	Operational Emergency Care Referral Dispatch Centre	SDG 3	1	1.5	1	1.5	1	1.5	1	1.5	1	1.5	1	7.5	
Programme Name: Health administration, management and support services																
Objective: To enhance Health administration, management and support services																
Outcome: Enhanced Health administration, management and support services																
Health infrastructure	Medical Equipment provided (Kitale County Hospital – Radiology, Theatre, Central Sterile Department, Renal), Endebess – radiology, Theatre, Central Sterile Department)	No of leased Medical Equipment sets operational	SDG 3	7	153	7	153	7	153	7	153	7	153	7	153	35
	Trans-Nzoia Teaching Referral Hospital operationalized	Bio-Medical Equipment Calibration Unit.	SDG 3		10		12.5		12.5	1			12.5	1	12.5	60
	Tom Mboya Mother and Child Hospital constructed	No of Units Operationalized in the Trans-Nzoia Teaching and Referral Hospital	SDG 3	4	500	4	500	4	500	5	500	5	500	5	500	2.5 B
	Sub County hospitals Modernized/ upgraded	One Completed mother and Child Hospital	SDG 3	1	148											148
		No of Sub county Hospital modernized/upgraded	SDG 3	1	100	2	200	2	200	2	200	2	200	2	200	900



	Dispensaries/ Health Centers constructed/rehabilitated/upgraded.	No of dispensaries and Health centres rehabilitated /Upgraded	SDG 3	6	85	6	72	6	72	6	72	6	72	7	84	385	
	Laboratory diagnostics networking and referrals strengthened	No of laboratories networked	SDG 3	5	3	10	10	10	10	10	10	10	10	10	10	53	
	Health Digital Platform established	Number of health facilities with digital health platforms	SDG 3	6	2	6	2	6	2	6	2	6	2	6	2	10	
Medical Health products and technologies	Medical Equipment availed (Physiotherapy, Occupational Health, Orthopedics and Dental.) Improved infection prevention control.	No of sets of medical equipment procured	SDG 3	4	10	4	10	4	10	4	10	4	10	4	10	20	
		No. of microwave equipment installed and commissioned.	SDG 3	1	10	1	10										20
		No of facilities with waste weighing scales purchased	SDG 12	15	1.75	15	1.75	15	1.75	15	1.75	15	1.75	15	1.75	15	8.75
		No of Assorted patient linen purchased	SDG 3	500	10	500	10	500	10	500	10	500	10	500	10	500	50
Human resource for health	Health human resource recruited	No of core health workers recruited	SDG 3	330	350	100	127	150	167	100	113	124	124	165	922		
	Professional Post Basic- Skill Upgrade	No. of Health Care Workers trained in Professional Post-Basic Skills	SDG 3	10	6	10	6	10	6	10	6	10	6	10	6	30	
Health research and development	Induction conducted	No staff who have undergone professional development/induction	SDG 3	300	3.150	300	5	300	5	300	5	300	5	300	5	23,150	
	Operational Research conducted on emerging reemerging diseases.	No. of operational research Conducted and implemented.	SDG 3	2	1	2	3	2	3	2	3	2	3	2	3	13	
		No of research conducted in collaboration with KEMRI	SDG 3	2	5	2	5	2	5	2	5	2	5	2	5	25	
Universal health coverage	NATECARE Implemented	No of individuals provided with NHIF under NATECARE	SDG3	12,500	85	22,500	135	32,500	195	42,500	255	50,000	300	870			



Health Policy, Standards and Regulatory Services	County health legislation formulated/domesticated	No of County health legislation, policies formulated/domesticated	SDG 3	1	1	1	1	1	1	1	1	1	1	1	1	1	1	1	5
--	---	---	-------	---	---	---	---	---	---	---	---	---	---	---	---	---	---	---	---



4.1.3 Energy and Infrastructure Sector

The sector comprises of the department of Public works, transport and energy. The public works, transport and energy department has the directorates of public works, roads, mechanical, energy, and fire management services.

Vision

To be a committed provider of cost-effective physical and infrastructural facilities and services for a prosperous County.

Mission:

To provide an efficient, affordable and reliable infrastructure for sustainable economic growth to Trans-Nzoia residents and development through construction, modernization, rehabilitation and effective management of all infrastructural facilities.

Sector Goal(s):

Sector Priorities and Strategies:

Sector priorities and strategies are presented in the Table.

Sector Priorities and Strategies

Sector Priorities	Strategies
Enhance road and transport network	Develop road infrastructure Develop transport infrastructure
Improve access to energy	Promotion of renewable energy Enhance street lighting
Enhance Public works services	Strengthen Disaster management Enhance maintenance of government buildings

Sector Programmes and projects

A summary of the sector programmes to be implemented during the CIDP III period is presented in Table 4.0.3.



Table 4.0.3 Energy and Infrastructure Sector Programmes and Projects

Sub Programme	Key Output	Key Performance Indicators	Linkages to SDG	Baseline (Current Status)	Planned Targets and Indicative Budget (KSh. Millions)										Total Budget (KSh. M)
					FY 2023/2024		FY 2024/2025		FY 2025/2026		FY 2026/2027		FY 2027/2028		
					Target	Cost	Target	Cost	Target	Cost	Target	Cost	Target	Cost	
Programme Name: Road and Transport															
Programme Objective: To enhance road and Transport Network															
Programme Outcome: Enhanced road and transport network															
Road infrastructure	Roads Upgraded to bitumen standards	No. of km of roads upgraded to bitumen standards	SDG-9	3.87	1	80	1.05	84	1.100	88.2	1.4	110.1	1.6	129	442.1
	Bituminous roads maintained	No. of km of bituminous roads maintained	SDG-9						1	10	1.2	15	1.2	15	30
	County Roads Developed and maintained	No. of km of roads developed and maintained	SDG-9	1395	375	150	375	180	375	210	400	230	400	250	1,020
	Culverts installed	Number of culverts installed	SDG-9	236	100	25	105	22	110	27	116	29	122	30.5	138.3
	Footbridges Constructed	Number of footbridges constructed	SDG-9	2	2	14	2	14	2	15	3	17	3	17	170
	County roads Demarcated	No. of km of Demarcated road reserves	SDG-9	300	150	5	150	5	150	5	200	5	200	5	25
	Road construction equipment acquired	Number of Road Construction equipment acquired	SDG-9	0	3	50	4	54	2	19	1	25	4	60	193
	Road surveying equipment acquired	Number of survey equipment acquired	SDG-9	1	2	0.5	1	0.5							1
	Utility vehicles procured	Number of utility vehicles procured	SDG-8	2	2	8	2	6	1	6	1	6	1	6	30
	Workshop Equipment Procured	Number of Workshop Equipment Procured	SDG-8	0	5	6	5	4	5	3					12



Sub Programme	Key Output	Key Performance Indicators	Linkages to SDG	Baseline (Current Status)	Planned Targets and Indicative Budget (KSh. Millions)										Total Budget (KSh. M)	
					FY 2023/2024		FY 2024/2025		FY 2025/2026		FY 2026/2027		FY 2027/2028			
					Target	Cost	Target	Cost	Target	Cost	Target	Cost	Target	Cost		
	Crane Maintenance equipment Procured	Number of Crane Maintenance equipment procured	SDG-8	0	1	25										25
	Motor cycle sheds constructed	No of motorcycle sheds constructed	SDG-9	39	25	10	25	10	25	10	25	10	25	10	50	
	Lorry parking facility Constructed – Kitale town	Percentage completion of Lorry parking facility	SDG-9	0					20%	1.5	80%	15			3	
	Sub Counties bus park Constructed	No of sub counties bus park Constructed	SDG-9	0	1	27.4	1	28	1	28	1	28	1	28	150	
	Fleet management system developed and operational	Operational fleet management systems	SDG-8	0		5		1		1		1		1	9	
Programme: Energy Services																
Programme Objective: To Improve access to energy Services																
Programme Outcome: Improved access to energy services																
	Highmast lights installed	Number of highmasts lights installed	SDG-7	10	10	10	10	10	10	10	10	10	10	10	50	
	High mast lights Maintained	No. of functional high mast lights	SDG-7	300	310	15	320	15.5	330	16	340	16.5	350	17	80	
Programme: Public Works Services																
Programme Objectives: To enhance public work services																
Programme Outcome: Enhanced Public Work services																
Fire and Disaster Management	Fire Station equipped	Operational station	SDG-9	0		7					1	5			12	
	Sub County Fire Stations constructed	Number of Sub County Fire Stations Constructed	SDG-9	0					1	10					10	
	Fire hydrants drilled and equipped	No. of fire hydrants drilled and	SDG-9	0	1	10									10	



Sub Programme	Key Output	Key Performance Indicators	Linkages to SDG	Baseline (Current Status)	Planned Targets and Indicative Budget (KSh. Millions)										Total Budget (KSh. M)
					FY 2023/2024		FY 2024/2025		FY 2025/2026		FY 2026/2027		FY 2027/2028		
					Target	Cost	Target	Cost	Target	Cost	Target	Cost	Target	Cost	
		equipped													
	Fire Engines procured;	No. of fire Engines procured	SDG-8	0			1	60	1	60					120
	Water bowser procured	No. of Water Bowser procured		0			1	10							10

4.1.4 Environment Protection, Water, Natural Resources and Climate Change

The sector is comprised of Water, Environment Protection, Natural resources and climate change sub sectors. The sector’s key mandate is coordination of all water development and environmental management activities. The sector is also a key player towards the achievement of SDGs 6, 11, 13 and 15 with regard to clean water and sanitation, sustainable cities and communities, climate action and life on land.

Vision

A climate resilient and sustainably managed water, environment and natural resources.

Mission

To provide coordinated plans, policies and legal framework implementation, through integrated climate smart programs for sustainable management and utilization of natural resources.

Sector Goal

To institutionalize climate resilient and sustainably managed water, environment and natural resources for social-economic growth.

Sector priorities and strategies

A summary of the sector development priorities and strategies is presented in Table.



Sector Priorities and Strategies

Sector Priorities	Strategies
Increase access to portable water	Development of water infrastructure Strengthen water service management Water harvesting and flood control
Enhance access to sewerage services	Develop sewerage infrastructure
Enhance environmental conservation and management	Develop solid waste management infrastructure Enhance solid waste management capacity Afforestation and reforestation Climate change mitigation and adaptation Strengthen environmental management

Sector Programmes and projects

A summary of the sector programmes to be implemented during the CIDP III period is presented in Table 4.0.4



Table 4.0.4 Environment protection, Water and Natural Sector Programmes and projects

Sub Programme	Key Output	Key Performance Indicators	Linkage to SDG Targets	Planned Targets and Indicative Budget (KSh. M)								Total Budget (KSh. M)*			
				2023/24 Target	Cost	2024/25 Target	Cost	2025/26 Target	Cost	2026/27 Target	Cost		2027/28 Target	Cost	
Programme: Water Access															
Programme Objective: To increase access to portable water															
Programme Outcome: Increased access to portable water															
Water supply infrastructure	Kiptogot-Kolongolo project last mile distribution undertaken	Km of lastmile connection/distribution pipeline extended	SDG6	10	75	15	112.5	15	112.5	15	112.5	-			300
	Water supply infrastructure developed	Km of water pipeline laid	SDG 6	65	97.5	50	75	45	67.5	40	60	375			
		No. of intake structures constructed	SDG 6	2	20	2	16	1	10	1	6	52			
		No. of Treatment plants constructed	SDG 6	2	45	2	45	1	15	1	15	120			
		No. of Water storage facilities constructed	SDG 6	3	6	3	6	3	6	2	4	24			
		No. of existing water supplies upgraded	SDG 6	1	5	1	10	1	5			20			
		Boreholes drilled and equipped	SDG 6	30	90	30	90	25	75	25	75	15	45	225	
		Shallow wells developed and equipped	SDG 6	5	2	5	2	5	2	5	2	5	2	10	
		Springs protected	SDG 6	25	6.25	25	6.25	20	5	15	3.75	15	3.75	25	
		Water bowsers	SDG 6			1	20	1	20			40			
	Drilling unit acquired	SDG 6	1	90							90				



	Ground water potential identified and mapped	No of water sources mapped and report prepared	SDG 6	0						1	50							50
Water Service Management	Community water user's associations formed and operationalized	No. of community water users formed and operationalized	SDG 6	5	2.5													2.5
	County Water service provider supported	No of Water service providers supported	SDG 6	1	20	1	20	1	10	1	20	1	10	1	10			80
Water Harvesting and Flood control	Dams and pans rehabilitated	No. of dams and pans rehabilitated	SDG 6, 13 & 11,	1	15	1	15	1	15	1	15	1	15	1	15			75
	Dykes constructed	No. of km of dykes constructed	SDG 6 & 13	3	30	2	30	2	10	1	20	1	10	1	10			100
Sewerage services	Canals constructed	No. of km of canals constructed	SDG 2, 6 & 13	5	2	5	2	5	2	5	2	5	2	5	2			10
	Roof water harvesting schemes developed	No. of roof water harvesting schemes developed	SDG 6, 13 & 11,	5	2					5	2				5	2		6
Sewerage services	Sewerage system in major urban centres (Sibanga, Endeibess and Kwanza) established	No of sewerage systems established	SDG 6 & 11	1	50	1	50	1	50	1	50	1	50	1	50			150
	County exhauster trucks procured	No. of exhauster trucks acquired	SDG 6, 11	1	13					1	13							26
	Sanitation blocks constructed in market centres	Number of sanitation blocks constructed in market centres	SDG 6, 11 & 13	15	22.5	10	15	10	15	10	15	10	15	10	15	5	7.5	75

Programme Name: Environmental conservation and management

Programme Objective: To enhance environmental conservation and management

Programme Outcome: Enhanced environmental conservation and management



Solid waste management infrastructure	Machinjoni dump site improved	Machinjoni dumpsite improved	SDG 11 & 13	20	5	20	5	20	5	20	5	25	
	Solid Waste management plant established	Acreege of land acquired	SDG 11 & 13	20	40							40	
		No of solid waste recycling plant constructed	SDG 11 & 13				20	1	30				50
		Percentage of works for solid waste composting plant constructed	SDG 11 & 13			40	20	40	20	20	20	10	50
	Solid waste management capacity	Litter bins procured and installed	Number of street litter bins procured and installed	SDG 11 & 13	50	1.5							3
		County bulk /skip bins procured	Number of bulk bins procured and installed	SDG 11 & 13	10	4	10	3.5	10	3.5	10	4	17.5
		County market dust bins procured and distributed	Number of procured and distributed market dust bins	SDG 11 & 13	50	0.25	50	0.25	50	0.25	50	0.25	1.25
		Refuse transportation vehicle procured	Number of refuse compactor vehicles procured	SDG 11 & 13	1	12	1	12	1	12			36
	Afforestation and reafforestation	Refuse Compactor procured	No of refuse compactors procured	SDG 11 & 13	-	1	15						15
		Agroforestry practices undertaken	Number of trees planted under agroforestry	SDG 1,2,13 15 & 17	400,000	20	400,000	20	400,000	20	400,000	20	100
School greening undertaken		Number of trees planted under school greening	SDG 1,2,13 15 & 17	400,000	20	400,000	20	400,000	20	400,000	20	100	
River banks rehabilitated		Number of kilometers of river bank rehabilitated	SDG 1,2,13 15 & 17	10	10	10	10	10	10	10	10	50	
Degraded sites rehabilitated		Acreege of degraded sites rehabilitated	SDG 1,2,13, 15 & 17	10	1	10	1	10	1	10	1	5	
Climate change mitigation and adaptation		Solar powered water pumping systems promoted	No of Solar powered water pumping systems established	SDG 6, 13 & 17	5	12.5	5	12.5	5	12.5	5	2.5	42.5
		Green energy (Solar panels) promoted	Number of Green energy (Solar panels) set up	SDG 7, 13 & 17	50	0.5	50	0.5	25	0.25	25	0.25	2
		Improved cooking stoves/jikos promoted	Number of improved cooking stoves/jikos promoted	SDG 7, 13 & 17	250	2.5	250	2.5	125	1.25	125	1.25	10



4.1.5 Education

The sector comprises the county department of education and technical training with the early childhood development Education and Vocational Training as the directorates. The sector has the responsibility of ensuring a conducive environment for quality learning and access to quality skills training for self-employment. The sector collaborates with the National Government and other stakeholders to ensure access, equity, retention and smooth transition in learning institutions.

Vision

A globally competitive quality, effective and well-educated human resources for the County sustainable development.

Mission

To provide quality education training and research for empowerment of individuals to become competent and responsible citizens who meet the global labor market demands.

Sector Goal(s):

To provide quality early childhood education and vocational Skills.

Sector Priorities and Strategies

A summary of the sector priorities and strategies are presented in Table.

Sector Priorities and Strategies

Sector Priorities	Strategies
To improve access to quality ECD education	Develop ECDE infrastructure Enhance human resource capacity increase learning materials and equipment Implement School feeding initiative
To improve access to VTC education	Develop VTC infrastructure Enhance human resource capacity Increase learning materials and equipment Enhance capitation
Increase education support	Provision of bursaries Enhance education support

Sector programmes and Projects

Table 4.0.5 presents the sector programmes and projects for the planned period



Table 4.0.5 : Education Sector programmes and Projects

Sub Programme	Key Output	Key Performance Indicators	Linkages to SDG Targets*	Planned Targets and Indicative Budget (KSh. Millions)												Total Budget (KSh. M)*
				2023/24		2024/25		2025/26		2026/27		2027/28		Target	Cost	
				Target	Cost	Target	Cost	Target	Cost	Target	Cost	Target	Cost			
Programme Name: Early Childhood Development Education (ECDE)																
Objective: To improve access to quality education in ECDE																
Outcome: Improved access to quality education in ECDE																
ECDE Infrastructure	Model ECDE Class rooms Constructed	No of model ECDE classrooms constructed	SDG 3,4	10	40	10	40	10	40	10	40	10	40	10	40	200
	classrooms completed	No. of classrooms completed	SDG 3,4	42	70.08											70.08
Human resource development	ECDE Toilets Constructed	No of ECDE Toilets (toilet blocks) Constructed	SDG 3,4	30	15	30	15	30	15	30	15	30	15	30	15	75
	ECDE care givers recruited	Number of ECDE caregivers recruited	SDG 4	-	0	100	32.72	100	32.72	100	32.72	100	32.72	100	32.72	130.89
Learning materials and Equipment	ECDE teachers/Caregivers confirmed	Number of ECDE Caregivers confirmed	SDG 4	803	314.6											314.6
	ECDE Teaching and learning materials Supplied	No. of ECDE centres supplied with teaching and learning materials	SDG 4	434	10.85	434	11.35	434	11.92	434	12.5	434	13.14	434	13.14	59.76
	ECDE centres furnished	No. of ECDE centres furnished	SDG 4	50	15	50	15	50	15	50	15	50	15	50	15	75
	ECDE playing equipment supplied and fixed	No. of ECDE centres supplied with fixed playing equipment	SDG 3,4	50	5	50	5	50	5	50	5	50	5	50	5	25
	ICT Integrated in ECDE Centres	No. of ECDE Centres equipped with ICT facilities	SDG 4		2	50	2	50	2	50	2	50	2	50	2	8
School Feeding	e-learning implemented in ECDEs	No of students benefiting from e-learning No of ECD centres offering digital learning	SDG4	10,000	11.1	10,000	6	10,000	6	10,000	6	10,000	6	10,000	6	35.5
	School feeding/milk initiated	No. of Children benefiting on school feeding/milk initiative	SDG 2,3	60,000	187.2	60,000	187.2	60,000	187.2	60,000	187.2	60,000	187.2	60,000	187.2	936
Programme: Vocational Training and Development																



Sub Programme	Key Output	Key Performance Indicators	Linkages to SDG Targets*	Planned Targets and Indicative Budget (KSh. Millions)												Total Budget (KSh. M)*
				2023/24		2024/25		2025/26		2026/27		2027/28		Target	Cost	
				Target	Cost	Target	Cost	Target	Cost	Target	Cost	Target	Cost			
Programme Objective: To improve access to VTC education																
Programme Outcome: Improved access to VTC education																
VTC infrastructure	Twin workshops constructed (Centres of excellence)	No. of twin workshop constructed (Centres of excellence)	SDG 3,4	16	56	16	56	16	56							112
	Administration blocks constructed	No. of Administration blocks constructed	SDG 3,4	7	21			6	18							39
	VTCs boarding facilities constructed	No. of boarding facilities constructed	SDG 3,4	2	7	2	7	2	7	2	2	2	7	2	7	35
Human resource development	Instructors Recruited	No of instructors Recruited	SDG 4	100	38.4											38.4
	Support staff recruited and inducted	No. of Support staff recruited and inducted	SDG4	10	3											3
VTC learning materials and equipment	Modern equipment and instructional materials supplied	No. of VTCs supplied with modern equipment and instructional materials	SDG 4	32	5	32	5	32	5	32	32	5	32	5	32	25
	ICT Integrated in VTC Centres	No of VTCs supplied with ICT equipment	SDG 4	8	2	8	2	8	2	8	8	2	8	2	8	8
VTC Capitation	Start-up kits for VTC provided to graduands	No. of VTC graduands beneficiaries	SDG 1,8	125	2	400	4	800	8	800	800	8	800	8	800	30
	Capitation for VTCs established	No. of trainees benefiting from capitation fund	SDG 4	2762	41	3000	45	3000	45	3000	3000	45	3000	45	3000	221
Programme: Education support																
Programme Objective: To enhance access to education support																
Programme Outcome: Enhanced access to education support																
Education Bursaries	Elimu Bursary fund disbursed	No. of beneficiaries	SDG 1,4	10,000	100	20,000	200	30,000	300	40,000	400	40,000	400	40,000	400	1,300
	Ukombozi Scholarship fund established	No. of beneficiaries	SDG 1,4	20	30	250	75	100	150	200	300	200	300	200	300	855



Sub Programme	Key Output	Key Performance Indicators	Linkages to SDG Targets*	Planned Targets and Indicative Budget (KSh. Millions)								Total Budget (KSh. M)*											
				2023/24		2024/25		2025/26		2026/27			2027/28										
				Target	Cost	Target	Cost	Target	Cost	Target	Cost		Target	Cost									
Education support	Establishment of a Public University in the County Facilitated	Task force report		1																			
		Acreage of land acquired for establishment of university;	SDG 4			50	200																200
		No. of ECDE teacher training colleges established	SDG 4			1	21																21



4.1.6 General Economic and Commercial Affairs Sector

The Sector comprises of Trade, Industry, Micro and Small enterprises, alWeights and Measures, Tourism, and Cooperatives Development sub sectors. The sector is responsible for development of entrepreneurial skills and knowledge, developing retail and wholesale markets as engines of growth, promotion of access to affordable credit, promotion of fair-trade practices and consumer protection, creation of enabling environment for industrial growth, promoting access to research and market information.

Vision

A leader in promoting trade, investments and industrial development,

Mission

To promote trade and industrialization development by championing an enabling and competitive environment.

Sector Goal(s)

To provide conducive environment for trade development and industrial growth

Sector Priorities and Strategies

The sector priorities and strategies are presented in Table.

Sector Priorities and Strategies

Sector Priorities	Strategies
Improve trade and industrial development	Develop trade and industrial infrastructure Enhance access to market opportunities Strengthen entrepreneurial capacity Promotion of Fair trade and consumer protection practices Promotion of investments Strengthening of Business Finance Services

Sector Programmes

A summary of the programmes and projects to implement during the CIDP III period is presented in Table 4.0.6.



Table 4.0.6: General economic and commercial Sector Programmes

Sub Programme	Key Output/Outcome	Key Performance Indicator	Linkages to SDG Targets	Planned Targets and Indicative Budget (Kshs M)												Total Budget (Kshs M)			
				2023/24		2024/25		2025/26		2026/27		2027/28		Cost	Target				
				Target	Cost	Target	Cost	Target	Cost	Target	Cost	Target	Cost						
Programme: Trade and industrial Development																			
Programme Objective: To improve trade and industrial development																			
Programme Outcome: Improved trade and industrial development																			
Trade and industrial infrastructure	Trade infrastructure developed	No. of Modern Markets Constructed	2.3,8.3, 9.3,12.3	1	50	2	100	2	100	2	100	4	14	4	14	2	7	56	
		Promotion of the development of tier 1 retail market through Private Public Partnership (PPP)	2.3,8.3, 9.3,12.3	2	10	4	40	2	10	1	100	80	45	80	45	80	45	225	
		No. of Stalled Markets Completed	2.3,8.3, 9.3,12.3	2	10	4	40	2	10	4	4	14	4	14	4	14	2	7	56
		No. of Markets Renovated	2.3,8.3, 9.3,12.3	2	7	4	14	4	14	4	4	14	4	14	4	14	2	7	56
		No. of Business Kiosks Constructed	2.3,8.3, 9.3,12.3	80	45	80	45	80	45	80	45	80	45	80	45	80	45	225	
		No. of Sanitation Blocks Constructed	6.2	20	12	12	12	20	20	12	12	12	20	12	12	20	12	60	
		No of Border Markets Constructed	2.3, 8.3,9.3,12.3										1	100					100
		No. of trade shows and exhibitions held	2.3,8.3, 9.3,12.3	5	10	5	10	5	10	5	10	5	10	5	10	5	10	50	
		Cross Border Trade enhanced	9.1					1	2										2
		Trade market access	Trade shows and exhibitions held	No of county traders supported to access cross border markets	2.3	10	1	20	20	2	20	20	2	20	2	20	2	20	9
No of Regional Export Readiness Forums held	2.3			2	2	2	2	2	2	2	2	2	2	2	2	2	2	10	



Sub Programme	Key	Key	Linkages to	Planned Targets and Indicative Budget (Kshs M)												Total
				9	4.5	9	4.5	9	4.5	9	4.5	9	4.5	9	4.5	
Entrepreneurship capacity	Business Development Services provided	No. of Trade Trainings Conducted	2.3,8.3, 9.3,12.3	9	4.5	9	4.5	9	4.5	9	4.5	9	4.5	9	4.5	22.5
		Incubation hubs established	1.4,17.17		1	40	2	90	2	90	2	90	2	90	2	220
Consumer protection and fair trade	Fair trade and consumer protection practices promoted	No of Business Premises Rent Tribunal Desks established	16.3	1	0.5											0.5
		No. of equipment verified and stamped		7850	0.5	8050	0.5	8250	0.5	8300	0.5	8300	0.5	8300	0.5	2.5
Investment promotion	Investment forums held	No. of business premises inspected		200	0.05	330	0.05	350	0.05	360	0.05	360	0.05	360	0.25	
		No of investment forums held	17.6	4	4	4	4	4	4	4	4	4	4	4	36	
Industrial development	Industrial park constructed	No of investment Profiles developed	17.6		10										10	
		No. of industrial parks constructed	9.2	1	200	150	150	150	150	150	150	150	150	150	500	
		No. of Jua Kali centers constructed	9.2		2	50	2	50	2	50	2	50	2	50	200	
		Cottage industries established	1.4, 9.2	25	50	25	50	25	50	25	50	25	50	25	250	
Business finance	Nawiri fund revamped	Amount disbursed	1.4,2.3,8.10,9.3	100	100	100	100	100	100	100	100	100	100	500		
		No. of beneficiaries	1.4,2.3,8.10,9.3	2500	2500	2500	2500	2500	2500	2500	2500	2500	2500	2500		



4.1.7 Social Protection, Culture and Recreation

The sector comprises of Gender, Youth, Sports development and Culture sub sectors. The Gender sub sector is mandated to improve the quality of life of the communities by providing social protection services, coordinating and implementing affirmative action, capacity building and empowering of organized groups. The Sports sub sector is charged with the responsibility of sports promotion, development of sports facilities, sports education and talent identification and nurturing. Culture sub sector is responsible for identification, preservation and promotion of cultural heritage.

Vision:

A socio-economically empowered community

Mission:

To improve the quality of life for the vulnerable, enhance economic empowerment of organized community groups, provide social protection and support services, promote youth and sports programmes and preserve culture and national heritage in Trans Nzoia County.

Sector Goal:

A sustainable and Socio Economically empowered and cohesive County.

Sector Priorities and Strategies

The sector priorities and strategies are presented in the Table.

Sector Priorities and Strategies

Sector Priorities	Strategies
Enhance access to social Protection	Enhance access to social protection facilities Strengthen SGBV response Enhance access to social protection services Strengthen policy framework
Strengthen sports development	Develop sports infrastructure Capacity building of stakeholders Promote sports Strengthen policy framework
Enhance preservation of culture and heritage	Develop culture and heritage infrastructure Conservation of cultural sites Promotion of culture and heritage
Enhance access to youth empowerment opportunities	Develop youth empowerment infrastructure Capacity enhancement Strengthen policy framework
Enhance tourism development	Improvement of tourism infrastructure Diversification of tourism products and services Marketing of Tourism products and Attractions



Sector Programmes

The sector programmes to be implemented during the planned period 2023-2027 are presented in Table 4.0.7.



Table 4.0.7: Social protection, culture and Recreation Sector Programmes

Sub Programme	Key Output	Key Performance Indicators	Linkages to SDG Targets*	Planned Targets and Indicative Budget (KSh. Millions)												Total Budget (KShs.) (M)		
				FY 2023/2024		FY 2024/2025		FY 2025/2026		FY 2026/2027		FY 2027/2028		Target	Cost			
				Target	Cost	Target	Cost	Target	Cost	Target	Cost	Target	Cost					
Programme: Social Protection																		
Programme Objective: To enhance access to social protection services																		
Programme Outcome: Enhanced access to social protection services																		
Social protection facilities	Kwanza rehabilitation centre established	Number of hostels completed and equipped	1 & 5	1	13.6	1	15									28.6		
				1	15										15			
																	5	
																	10	
																	10	
	Trans Nzoia County children's rescue centre enhanced	Number of children rescued, rehabilitated and reintegrated	1 & 5	150	2	300	4	300	4	300	4	300	4	300	4	18		
				3	6	3	6	3	6	3	6	3	6	3	24			
				1	9												9	
County social hall renovated and equipped	Renovated county social hall	1 & 5		4		4	1	3							11			
			1	8	1	8	1	8	1	8	1	8	1	40				
SGBV protection	Prevention and response to gender-based violence (SGBV) enhanced	Number of safe houses for GBV victims established	1 & 5					1	15						15			
				5	1	5	1	5	1	5	1	5	1	4				
Social protection services	Vulnerable groups and persons supported	Number of vulnerable groups supported	1 & 5	50	5	50	7	50	9	50	9	50	10	50	43			
				5	5	5	5	5	5	5	5	5	5	5	5	5		



Sub Programme	Key Output	Key Performance Indicators	Linkages to SDG Targets*	Planned Targets and Indicative Budget (KSh. Millions)										Total Budget (KShs.) (M)
				FY 2023/2024		FY 2024/2025		FY 2025/2026		FY 2026/2027		FY 2027/2028		
				Target	Cost	Target	Cost	Target	Cost	Target	Cost	Target	Cost	
	supported	Number of vulnerable persons supported	1 & 5	1,250	13	1,250	15	1,250	17	1,250	19	1,250	22	86
	Registered youth and women groups supported	Number of registered community groups benefiting from county youth and women development enterprise fund	1 & 5	250	25	250	25	250	25	250	25	250	25	100
Policy Framework	Gender policy developed	Gender policy		1	2									2
Programme: Sports Development														
Programme Objective: To strengthen sports development														
Programme Outcome: Strengthened sports development														
	Kenyatta Stadium Constructed	Percentage completion of Kenyatta Stadium	1&3	38%	300	69%	250	100%	250					800
Sports infrastructure	Sports facilities rehabilitated (ward sports ground rehabilitated)	Number of sports facilities rehabilitated	3&1	10	10	10	10	5	5					25
	Sports talent centres established	Number of sports talents centres established	1&3			5	5	5	5	5	5	5	5	20
	High altitude talent centre constructed	Percentage Completion	1&3			25	17.5	25	17.5	25	17.5	25	17.5	70
Capacity building	Sports teams, federations and management trained	Number of coaching and officiating clinics done	1&3	50	3	50	3	50	3	50	3	50	3	15
	Assorted sports equipment issued to teams and federations	Number of sports teams and federations issued with sports equipment	1&3	10	10	15	15	20	20	25	25	30	30	100
	Financial support and transport offered to sports teams and federations	Number of sports teams and federations supported with finances and transport	1&3	20	8	20	8	20	8	20	8	20	40	72
Sports Promotion	Sports championships and competitions organized	Number of sports champions and competitions held	1,3&16	5	5	5	5	5	5	5	5	5	5	25
Policy framework	Sports policy developed	Sports policy		1	2									2
Programme: Culture preservation and Promotion														



Sub Programme	Key Output	Key Performance Indicators	Linkages to SDG Targets*	Planned Targets and Indicative Budget (KSh. Millions)										Total Budget (KShs. M)
				FY 2023/2024		FY 2024/2025		FY 2025/2026		FY 2026/2027		FY 2027/2028		
				Target	Cost	Target	Cost	Target	Cost	Target	Cost	Target	Cost	
Programme Objective: To enhance culture and heritage preservation														
Programme Outcome: Enhanced culture and heritage preservation														
Culture and heritage infrastructure	County social/cultural/performing arts centre constructed	Percentage completion of social/cultural and performing arts centre	1,3&16	20	30	1	30							80
Cultural sites conservation	Cultural sites, shrines and monuments mapped & preserved	No. of sites identified and preserved	1,3&16	3	1.2	3	1.5	2	1.5	2	1.5	2	1.5	6.9
Culture and heritage promotion	Annual County Cultural Festival held	County cultural festival held	1,3&16	1	6	1	7	1	7	1	7	1	7.5	34.5
	Performing artists provided with financial/material support	No. of performing artists supported;	1,3&16	3	10	3	1.8	4	1.8	4	1.8	4	1.2	10.8
Programme: Youth Empowerment														
Programme Objective: To enhance access to youth empowerment opportunities														
Programme Outcome: Enhanced access to youth empowerment opportunities														
Youth Empowerment infrastructure	Youth development and empowerment centres established	Number of youth development and empowerment centres established	9&17	5	5	1	5							10
Capacity building	Youth trained	Number of youths trained	17&9	5	250	5	5	250	5	250	5	250	5	25
Policy framework	Youth policy developed	Youth Policy		1	3									3
Program Name: Tourism Development and promotion														
Programme Objective: To enhance tourism development														
Programme Outcome: Enhanced tourism development														
Tourism infrastructure	Tourism sites and Attractions preserved and protected	No. Tourism sites and attractions preserved and protected	SDG2.3	4	8	11	10	5	9	7	12.5	2	4	43.5
	Tourist information center established and equipped	No. Tourist information centers established and equipped	SDG 1,2,4			1	9							9
	Traditional bomas established – Kitale Museum	No of traditional bomas established	SDG 1,11,16			2	1	3	1.5	3	1.5	2	1	5



Sub Programme	Key Output	Key Performance Indicators	Linkages to SDG Targets*	Planned Targets and Indicative Budget (KSh. Millions)										Total Budget (KShs.) (M)		
				FY 2023/2024		FY 2024/2025		FY 2025/2026		FY 2026/2027		FY 2027/2028				
				Target	Cost	Target	Cost	Target	Cost	Target	Cost	Target	Cost			
	Halls modernized	No. of halls modernized	SDG 1,3,9	1	30					1	25					55
	amusement parks setup	No. of amusement parks setup	SDG 1,3,4,5	1	6.5	1	6.5									13
	Offices equipped and renovated	No. of offices equipped and renovated	SDG 8	2	12											12
	Lavatories constructed	No. of lavatories constructed	SDG 3,6	4	10					4	6					16
Tourism product Diversification	New products developed and promoted	Number of new tourism products developed	SDG 1 2,8	7	8	7	12			2	4	2	2			30
Tourism Marketing	Tourism marketing and investment strategies developed	No. Tourism marketing strategies developed	SDG 1,9	1	2	2	6			2	2	2	2			17
	Tourism information centre established	County tourism information centre established		1	2											2
	Tourist establishments classified	No of tourist establishments classified		3	1	3	1.5			3	1.5	3	1.5			6.5
	Tourism products identified and promoted	No. of new tourism products identified and promoted		2	2	2	2.5			2	2.5	2	2.5			11.5
	County Tourism profile developed	County Tourism profile		1	4											4



4.1.8 Public Administration and Inter Governmental Relations (PAIR)

The sector comprises of the Office of the Governor, Public Service Management, County Public Service Board, County assembly and Finance and Economic Planning. It provides overall policy and leadership direction, oversees formulation of County policies, human resource management and development, planning and budgeting, legislation, representation and oversight as well as resource mobilization and public finance management. The sector is also responsible for coordination of public participation, civic education, intergovernmental relations, special programmes and promotion of peace and cohesion among County communities. The sector is also responsible for development and management of ICT infrastructure, enhancing access to e-government services as well as coordination of county communication services.

Vision

A centre of excellence in public policy formulation, coordination, legislation and prudent resource management.

Mission

To provide leadership in policy formulation, public service delivery, legislation and public finance management.

Sub sector Goal

A cohesive and progressive County

Sector Priorities and Strategies

The table presents a summary of the sector priorities and strategies

Sector Priorities and Strategies

Priorities	Strategies
To improve access to service delivery	Develop infrastructure Enhance civic and public participation Strengthen human resource capacity Strengthen administrative services Strengthen county executive services Strengthen liaison linkages, partnerships and intergovernmental relations; Strengthen governance and policy framework Operationalize Governors service delivery unit Strengthen CPSB
To strengthen Disaster management	Enhance disaster management response Strengthen disaster risk management
Enhance access to ICT services	Improve ICT infrastructure ICT capacity building Digitization of county services County information and communication management



Legislation, representation and oversight	Develop infrastructure Improve records management and communication Strengthen CA service delivery
Strengthen public financial management	Increase own source revenue Strengthen internal control systems
To enhance Economic Planning and monitoring and evaluation	Strengthen county planning Strengthen monitoring, evaluation and reporting Strengthen county statistics and documentation



Sector Programmes

The sector programmes to be implemented during the planned period 2023-2027 are presented in the Table.

Table 4.0.8: PAIR Sector Programmes

Sub-Programme	Key Output	KPI	Linkage with SDG	Planned target and Indicative Budgets												Total Budget (Ksh M)*
				FY 2023/24		FY 2024/25		FY 2025/26		FY 2026/27		FY 2027/28				
				Target	Cost	Target	Cost	Target	Cost	Target	Cost	Target	Cost			
Programme: Public Service Delivery																
Programme Objective: To improve public service delivery																
Programme Outcome: Improved public service delivery																
Infrastructure development	County headquarter Office Complex constructed and equipped	County headquarter completed	SDG8	300	1	200									500	
	Sub county offices constructed	No of sub county offices constructed	SDG8	15	1	15	1	1							60	
	Ward Offices constructed	No of ward offices constructed	SDG8	30	2	30	2	2	30	2	30	2	30	2	150	
Civic Education and public participation	Peace, Security and Cohesion initiatives organized	No. of County security, peace and cohesion for a initiatives organized	SDG8	2.5	5	2.5	5	2.5	5	2.5	5	2.5	5	2.5	12.5	
	Citizen Barazas organized	No. of citizen barazas organized	SDG8	2.5	5	2.5	5	2.5	5	2.5	5	2.5	5	2.5	12.5	
	Civic Education and Public Participation	No. of Citizen engagement and civic education forums held	SDG4	1	4	1	4	1	4	1	4	1	4	1	5	
		No of policies developed/ Reviewed	SDG16	2									1	2	4	
		Ombudsman/complaints office established	Ombudsman/complaints office	SDG5	1										1	
Human resource capacity	Enforcement unit restructured and equipped	No of enforcement officers recruited and trained	SDG8	313	7	8									15	
		No of the enforcement officers provided with uniforms and enforcement equipment's	SDG4	120	40	200	40	30	11						99	
	Performance contract implemented	No. of departments on performance contract	SDG8	10	3	10	3	10	3	10	3	10	3	10	15	



Sub-Programme	Key Output	KPI	Linkage with SDG	Planned target and Indicative Budgets												Total Budget (Ksh M)*
				FY 2023/24		FY 2024/25		FY 2025/26		FY 2026/27		FY 2027/28				
				Target	Cost	Target	Cost	Target	Cost	Target	Cost	Target	Cost			
	No. of staff on performance appraisal	No. of staff on performance appraisal	SDG8	3980		3980		3980		3980		3980		3980		
				3980	4	3980	4	3980	4	3980	4	3980	4	20		
	Service Charters and standards developed	No. of departments/county entities with service charters	SDG8	10												10
				398	6	398	6	398	6	398	6	398	6	36		
	Staff trained	No. of staff trained on various courses	SDG4	100	5	100	5	100	5	100	5	100	5	100	5	25
				1	10									1	10	20
	Training needs assessments conducted	No. of training needs assessments conducted	SDG4	100	18	100	18	100	18	100	18	100	18	100	18	200.0
				1000	0.5	1000	0.5	1000	0.5	1000	0.5	1000	0.5	1000	0.5	2.5
	Students enrolled on attachment	No. of students on attachment	SDG4	15	6	15	6	10	4	10	4	10	4	10	4	24
Schemes of service developed/reviewed	No. of schemes of service developed/reviewed	SDG8	3980	225	4200	300	4500	325	4500	375	4500	400	4500	400	1625	
			3980	30	3980	30	3980	30	3980	30	3980	30	3980	30	150	
Improved Employee welfare	No. of employees on Pension scheme	SDG1	25	200	25	300	25	400	25	500	25	500	25	500	125	
			1	4											4	
Guidance and counselling unit established	Unit established and operationalized.	SDG3	150	4	150	4	150	4	150	4	150	4	150	4	20	
			8	40	3	15	3	15	3	15	3	15	3	15	100	
Administrative services	Staff trained on Performance Management	SDG	2	3	2	4									11	
			1	5											5	



Sub-Programme	Key Output	KPI	Linkage with SDG	Planned target and Indicative Budgets												Total Budget (Ksh M)*
				FY 2023/24		FY2024/25		FY2025/26		FY 2026/27		FY2027/28				
				Target	Cost	Target	Cost	Target	Cost	Target	Cost	Target	Cost			
	Assorted equipment for registry procured	No of Assorted equipment for registry procured	SDG9	various	1	various	1	various	1	Various	1	various	1	5		
	Staff trained on records management	No. of staff trained on records management	SDG4	10	2	10	1	10	1					5		
	Policy statement	Government Executive orders issued	SDG5	6	0.02	12	0.04	12	0.04	12	0.04	12	0.04	0.18		
	Policy direction	Governors Annual Address	SDG5	1		1		1		1		1				
collaborations and Partnerships	Intergovernmental summit meetings attended	No of intergovernmental summit attended	SDG8	4	2	4	2	4	2	4	2	4	2	20		
	Council of Governors meetings attended	No. of Council of Governors meetings attended	SDG8	3	2	3	2	3	2	3	2	3	2	15		
	State Functions attended	State functions attended	SDG8	20	5	4	5	4	5	4	5	4	5	20		
Governance and Policy framework	Communication policy developed	Communication policy		1	3									3		
	HR Policies & Procedures developed	No. of Human resource policies and procedures developed/reviewed	SDG8	3	1	3	1	2	0.5	2	0.5			3		
		No of New staff sensitized on Human Resource Policies and Procedures Manual 2016	SDG8	3980	2	3980	2	3980	2	3980	2	3980	2	10		
	Succession management Plans developed	No of succession management plans developed	SDG8	1	2	1	2	1	2	1	2	1	2	10		
	Policies development.	No of policies and bills developed	SDG5	16	6									6		
	County Code of Conduct and Ethics institutionalized	No. of new employees trained on ethics and code of conduct	SDG16	200	2	100	1	100	1					4		
Governors Service Delivery Unit	Prompt communication of executive policies and directives	Governor's strategic communication unit restructured and 146 operationalized	SDG9	1	3							1	2	5		
		Assorted communication equipment procured	SDG8	Various	3	Various	3	Various	3	Various	3	Various	3	15		



Sub-Programme	Key Output	KPI	Linkage with SDG	Planned target and Indicative Budgets												Total Budget (Ksh M)*
				FY 2023/24		FY2024/25		FY2025/26		FY 2026/27		FY2027/28				
				Target	Cost	Target	Cost	Target	Cost	Target	Cost	Target	Cost			
County Public service board	No of Periodic documentaries released		SDG9	2	1.2	4	3	4	3	4	4	2	4	2	15.2	
	Performance management unit restructured		SDG5	1	3										3	
	Performance management technical working groups established		SDG5	1	2										2	
	Project monitoring and evaluation unit established.		SDG9	1	25										25	
	CPSB office block renovated			-	0	1	3.0								3	
	Car parks & shades constructed			10	3.5										3.5	
	Perimeter wall constructed			350	4.5										4.5	
	CPSB Offices partitioned			1	2.5										2.5	
	CCTV surveillance system installed					1	3								3	
	Assorted ICT equipment procured				4		4	2.0				5	2		17	
	Assorted office equipment – furniture and chairs procured						3					3			6	
	Integrated records and HR management system installed			SDG 8.				8.0			1	4.5			17	
	Service delivery charter developed and implemented			SDG 8.	1	2.0									2	
	CPSB Strategic Plan mid and end term reviewed				1	3.5					1	3.5			7	
	Gratuity provided to CPSB members			SDG 8.										7	21	
Mortgage and car loan paid to Board Members and secretariat staff						10	15						10	15	30	



Sub-Programme	Key Output	KPI	Linkage with SDG	Planned target and Indicative Budgets										Total Budget (Ksh M)*		
				FY 2023/24		FY 2024/25		FY 2025/26		FY 2026/27		FY 2027/28				
				Target	Cost	Target	Cost	Target	Cost	Target	Cost	Target	Cost			
Programme: Disaster Management																
Programme Objective: To strengthen Disaster preparedness and management																
Programme Outcome: Strengthened Disaster preparedness and management																
Disaster Management response	Disaster management established	Disaster management directorate	SDG16	1	10											10
	Disaster management Policy /Bill/SOPs developed	No. of Disaster management policies	SDG16	1	6				1	3						9
		No. of Disaster management bills	SDG16	1	5											5
	Staff trained on disaster preparedness	No. of Standard operating procedures	SDG16	1	1	1	1	1	1	1						5
		No of staff trained on disaster preparedness	SDG16	50	10	50	5	50	5	50	5	50	5	50	5	30
Disaster Risk Management (DRM)	DRM framework developed	County DRM plan/risk assessment/Risk Mapping/Mitigation plan	SDG16	1	5	2	5	2	2	5	5	2	2	5	5	25
		Sub-county & ward committees	SDG16	5	3	5	1	5	1	5	1	5	1	5	1	7
	Incident Control vehicle procured	SDG16	1	25												25
	Risk Mitigation interventions implemented	No. of risk mitigation interventions implemented	SDG16	2	20	2	20	2	2	20	2	20	2	2	20	100
		DRM records management	SDG16			1	5				2					7
	Outreach & Information Dissemination	No of outreach events	SDG 16	25	5	25	5	25	5	25	5	25	5	25	5	25
		Disaster Risk Reduction at community level	SDG8	1	5							1	2.5			
	Sensitization Campaign on HIV & AIDs	Community level HIV & AIDS sensitization campaigns and Stakeholders meetings	SDG12	9	1.8	9	1.8	9	1.8	9	1.8	9	1.8	9	1.8	9
Special programs utility vehicle procured			1	6											6	
Program: ICT services																
Project Objective: To enhance access to ICT services																



Sub-Programme	Key Output	KPI	Linkage with SDG	Planned target and Indicative Budgets												Total Budget (Ksh M)*
				FY 2023/24		FY2024/25		FY2025/26		FY 2026/27		FY2027/28				
				Target	Cost	Target	Cost	Target	Cost	Target	Cost	Target	Cost			
Project Outcome: Enhanced access to ICT services																
ICT infrastructure	Sub counties connected to the fibre metropolis and WAN	No of sub county offices connected to the fibre metropolis and WAN	SDG9	5	15	2	5	2	5	2	5	2	5	3	8	38
	CCTV Installation	Number of CCTV installed	SDG9	17	15	2	10	2	3	2	2	3	2	2	2	32
	Free Wi-Fi Hotspots established	Number of Free Wi-Fi Hotspots established	SDG9	5	5	1	2	2	2	2	2	3	2	2	2	13
	ICT Centers established at sub counties levels	No. of ICT Centers at sub counties levels established	SDG9	5	30	5	30									60
	Assorted ICT Equipment procured	No. of assorted ICT Equipment purchased	SDG9	150	10	10	19.5	50	8	2	30	2	10	2	2	41.5
ICT capacity building	County staff trained on ICT	No of county staff trained	SGD9			60	5	20	2.5	10	1	10	1	1	9.5	
	Assorted Communication equipment procured	No of video cameras procured	SDG16	5	5	5	5					2	4	14		
		No of digital still cameras procured		2	1.2	2	1.2					2	1.2	3.6		
		No of camera accessories procured		7	1.4	7	1.4	5	1	3	0.6	3	0.6	5		
		No of desktops and laptops procured				20	2					5	0.5	2.5		
Digitization services	Information centres developed	No. of information centres developed	SDG9	1	5	2	10	3	15	4	20	5	25	75		
	Records digitized	Percentage of records digitized	SDG9	30	10	20	5	20	3	20	3	10	1	22		



Sub-Programme	Key Output	KPI	Linkage with SDG	Planned target and Indicative Budgets												Total Budget (Ksh M)*
				FY 2023/24		FY2024/25		FY2025/26		FY 2026/27		FY2027/28				
				Target	Cost	Target	Cost	Target	Cost	Target	Cost	Target	Cost			
Programme: Legislation, Oversight and Representation																
Programme Objective: To enhance legislation, oversight and representation																
Programme Outcome: Enhanced legislation, oversight and representation																
Infrastructure Improvement.	County Assembly Chamber and Administration Block constructed	County assembly chambers & Administration block	SDG 17	110		160		200		1	30		0	500		
	Committee Services Complex constructed	Committee services complex	SDG 17	70	84		98		1	98		1	350			
	Ward Offices Constructed.	Number of ward offices constructed	SDG 17		7	42	7	42	7	4	42	24	150			
	Fitness and wellness Centre equipment installed.	Number of equipment installed.	SDG 17	4	19	5	20	5.2					15			
	Cabro Paving county Assembly centre	Percentage Of completion	SDG 17	5	75%	10	100%	5					20			
	Parking Sheds constructed.	Number of sheds constructed.	SDG 17	16	8	5	13	7.5	13	7.5			30			
	Septic tank county Assembly Constructed.	Septic tank at County Assembly Centre.	SDG 17	5									5			
	County Assembly Speakers residence constructed	County Assembly Speakers residence.	SDG 17	25	1	15		0			0	0	40			
	County Assembly Centre standby Generator installed.	Standby Generator installed	SDG 17	0		0	-	0	-	-	0	-	5			
	County Assembly Chambers and Centre renovated.	Percentage Of completion	SDG 17	0		10	80%	10		100%	5	0	25			



Sub-Programme	Key Output	KPI	Linkage with SDG	Planned target and Indicative Budgets												Total Budget (Ksh M)*
				FY 2023/24		FY2024/25		FY2025/26		FY 2026/27		FY2027/28		Target	Cost	
				Target	Cost	Target	Cost	Target	Cost	Target	Cost	Target	Cost			
Records management and communication	Committee Services Centre Equipped.	Number of equipment bought.	SDG 17	56	8.5	42	7	42	7	50	7.5	-	0	30		
				25	1.95	25	1.95	2	1.95	2	1.95	0	7.8			
Service Delivery	County Assembly Strategic Plan prepared.	Strategic plan		1	5									5		
Programme: Public Finance Management																
Programme Objective: To strengthen public financial management																
Programme Outcome: Strengthened public financial management																
Revenue and Resource Mobilization	Utility vehicles acquired	No of utility vehicles acquired	SDG 17	1	6	1	6	1	6	1	6	2	12	30		
	motor bikes acquired	No of motor bikes acquired	SDG 17	2	1	2	1	2	1.2	2	1.2	2	1.2	5.6		
	assorted ICT equipment procured	Number of assorted ICT equipment procured	SDG 17		2.5		2.6		2.7		2.9		3	13.7		
	Revenue source automated	No of revenue sources automated	SDG 17		6		7		8		9		10	40		
	Revenue staff trained	Number of revenue staff trained	SDG 17	15	2	18	3	21	3.6	24	4	30	6	18.6		
	Sub county revenue offices established and furnished	No of sub-county revenue offices established and furnished	SDG 17	2	12	2	12	1	6					30		
	Cess barrier established and equipped	No of cess barriers and related tools established and equipped	SDG 17	2	0.9	2	0.9	3	1.35					3.15		



Sub-Programme	Key Output	KPI	Linkage with SDG	Planned target and Indicative Budgets												Total Budget (Ksh M)*
				FY 2023/24		FY2024/25		FY2025/26		FY 2026/27		FY2027/28				
				Target	Cost	Target	Cost	Target	Cost	Target	Cost	Target	Cost			
Internal control systems	Enhanced participatory planning and budgeting	Number of trainings conducted on budgetary process	SDG 17	2	1	5	1.8	5	2	5	2	8	2.5	9.3		
		Number of budget public participation fora held	SDG 17	3	5	3	5	3	5	3	5	5	5	25		
	Statutory budget documents prepared	No. of budget statutory documents prepared	SDG 17	4	7.5	4	8	4	8	4	8	4	15	39.5		
		County budget and economic forum (CBEF) operationalised	SDG 17	1	3	1	3	1	3	1	3	1	3	15		
	Improved service delivery		SDG 17	10	1	15	1.5	15	1.5	15	1.5	15	1.5	7		
	Procurement policy and manual developed		SDG 17	2	1									1		
	Implementation of 30% P&R scheme		SDG 17	2	1	2	1	2	1	2	1	2	1	5		
	e-procurement implemented		SDG 17	300	4.1	150	0.6	150	0.6	150	3.1	150	0.6	6.6		
	Financial reports/statements prepared	No. of financial reports/statements prepared and submitted	SDG 17	5	8.5	5	8.5	5	8.5	5	8.5	5	8.5	8.5	41.5	
		No. of accounting staff trained	SDG 17	20	2	20	2	20	2	20	2	20	2	10		
Asset Management register Automated		Automated Asset Management Register		1	15								15			
Audit system automated	Automated Audit system	SDG 17	1	6									5			
	No. of audit staff/committee members trained	SDG 17	14	2	14	2	14	2	14	2	14	2	11			



Sub-Programme	Key Output	KPI	Linkage with SDG	Planned target and Indicative Budgets												Total Budget (Ksh M)*
				FY 2023/24		FY2024/25		FY2025/26		FY 2026/27		FY2027/28		Target	Cost	
				Target	Cost	Target	Cost	Target	Cost	Target	Cost	Target	Cost			
		No. of audit reports developed and submitted	SDG 17	12	3	12	3	12	3	12	3	12	3	12	3	15
Programme: Research and Development planning																
Programme Objective: To enhance economic planning and monitoring and evaluation																
Programme Outcome: Enhanced economic planning and monitoring and evaluation																
County planning services	ADP prepared, published and publicized	No of ADP prepared, approved and submitted	SDG 17	1	3	1	3	1	3	1	3	1	3	1	3	15
	Sector plans developed	No. of sector plans developed	SDG 17	10	10											10
Monitoring, evaluation and reporting	Mid Term Review of CIDP III undertaken	CIDP III Mid Term Review Report Prepared	SDG 17			1	5									5
	End Term Review of CIDP III undertaken	CIDP III End Term Review Report Prepared	SDG 17									1	5			5
	County quarterly progress review undertaken	No of County quarterly progress review reports prepared	SDG 17	4	1	4	1	4	1	4	1	4	1	4	1	5
	County annual progress Report (C-APR) prepared	C-APR	SDG 17	1	2	1	2	1	2	1	2	1	2	1	2	10
	CIDP Indicator Handbook Developed	Indicator Handbook	SDG 17	1	5											5
	County M&E policy Developed	M&E policy	SDG 17	1	3											3
	M&E Trainings undertaken	No of officers trained in M&E & e-CIMES	SDG 17	50	3	50	3									6



Sub-Programme	Key Output	KPI	Linkage with SDG	Planned target and Indicative Budgets								Total Budget (Ksh M)*				
				FY 2023/24		FY2024/25		FY2025/26		FY 2026/27			FY2027/28			
				Target	Cost	Target	Cost	Target	Cost	Target	Cost		Target	Cost		
Statistics and Documentation	County economic surveys and researches undertaken	No. of County economic surveys and researches undertaken	SDG 17	1	5					1	5					10
	County Statistical Abstract (CSA) developed	Number of County Statistical abstracts developed	SDG 17	1	5	1	5	1	5	1	5	1	5			25

4. 2 County Flagship and Transformative Projects

Table 4.0.9: County Flagship and Transformative Projects

I. County Flagship Project									
Project Name	Location	Objective	Description of Key Activities	Key Output(s)	Time Frame	Estimated cost(KSh.Millions)	Source of Funds	Lead Agency	
Kenyatta stadium	Kitale, Tuwan ward	To provide a modern sports facility to host local, regional, National and International sports events	Reclaiming of the encroached land of 10.8 acres; Preparation of BQS; Coordinate and oversee the phase one construction of Kenyatta stadium	Kenyatta stadium constructed (phase I completed)	2023-2027	800	CGTN	Department of Gender, Youth, Sport and Culture	
II. Transformative Projects									
Kiptotogolongo water project	Kwanza/Endebess	Increase water supply	Survey, design, procurement, pipe work, testing and commissioning	Distribution network laid.	2023-2025	300	National Government, County Government and	Lake Victoria North & Central Rift water works development agency, County	



Sosio Teldet water project	Saboti/Kiminini	Increase access to clean and safe water	Sourcing of funds, Implementation of the project		2023-2026	4000	National Government, County Government and development partners	Lake Victoria North & Central Rift water works development agency, County Water Department
Kapolet II W/S	Cherang'any/Kitale municipality	Increase water supply	Sourcing of funds, Implementation of the project		2023-2026	3500	National Government, County Government and development partners	Lake Victoria North & Central Rift water works development agency, County Water Department
Kitale sewerage	Kitale municipality	Enhance liquid waste disposal	Resource mobilization and procurement of works		2023-2026	6500	National Government, County Government and development partners	Lake Victoria North & Central Rift, County Water Department
Kiminini sewerage system	Kiminini	Enhanced sewage disposal	Resource mobilization and procurement of works		2024-2026	500	National Government, County Government and development partners	Lake Victoria North & Central Rift water works development Agency, County Water Department
Integrated solid waste management site	County wide	To improve solid waste management in the County	Acquisition of land; Construction of sanitary Landfill Construction and equipping of waste recycling plant; and Construction of waste composting plant	Land acquired and Sanitary landfill constructed; Waste recycling plant constructed and equipped; Waste composting plant constructed.	2023-2027	250	CGTN, GOK and Development partners	CGTN, NEMA
Trans Nzoia Teaching and Referral hospital	Matisi ward	To enhance provision of specialized health care	Complete, equip and operationalize TTRH	Completed and operationalised TTRH	2022-2023	2200	CGTN	Department of health



4.3 CIDP Linkages with National Development Agenda, Regional and International Development Frameworks

4.3.1 Linkages between CIDP and Vision 2030

Vision 2030 is Kenya’s development agenda that aims to transform the country into a rapidly industrializing upper middle-income economy offering all its citizens a high quality of life by the year 2030. The Vision is being implemented through 5-year successive medium term plans and has three key pillars namely Economic, Social and Political

The programmes/projects of the Vision are implemented through their MTPs. MTP IV will be covering the period 2023 to 2027. The MTP has many flagship projects outlined for implementation under the three pillars.

In line with the economic, social and political pillars of the Vision 2030, the county government has planned for priority programmes and projects to be implemented during the planned period 2023 to 2027

The table outlines the vision goals and the county interventions that aim to achieve the goals.

Linkages between CIDP and Vision 2030/ Medium term Plans

SECTOR/ sub sector	Vision 2030 Goals	Key programmes/Projects prioritized by CIDP
Agriculture, Irrigation, Livestock and Fisheries	To be an innovative, commercially oriented and modern agriculture and livestock sector	Increasing productivity of crops and livestock. Value addition to agricultural and livestock produce; Modernizing agricultural, livestock and fisheries by use of new innovations and technology
Lands, Physical planning and urban Development	Land reforms	Digitization of land records Land information management system; GIS; Development of county land policies;



		<p>Development of local physical land use plans</p> <p>Development and implementation of county spatial plans</p>
Health	To provide an efficient and high quality health care for all	<p>Promotion of preventive health care</p> <p>Provision of a robust health infrastructure network and improve quality of health service delivery.</p> <p>Ensure full rollout of the Universal Health Care (UHC)</p>
Energy, infrastructure and ICT	Firm interconnectivity through a network of roads, railways, ports, airports, water and sanitation facilities, and telecommunications	<p>Improve road networks connectivity in the county;</p> <p>increase electricity connectivity and installation;</p> <p>Opening of new roads and maintenance by grading, gravelling, installation of culverts and construction of bridges;</p> <p>Upgrading of roads to bituminous standard</p>
Water Environment and Natural Resources	<p>Increase access to safe water and sanitation in both rural and urban areas.</p> <p>Increase forest cover</p> <p>Reduce environment related diseases</p>	<p>Building of dams and water reservoirs;</p> <p>Construction of dykes for flood control</p> <p>Conservation and preservation of the forests</p> <p>Improving pollution and waste management.</p> <p>Improve capacity for adaptation to global climate change.</p> <p>Develop environment related laws for better environmental planning and governance.</p>
Education	<p>Increase access to quality education and improved transition rate.</p> <p>The integration of all special needs education into learning and training institutions,</p>	<p>Increasing school enrollment rate</p> <p>Increasing transition rates to technical institutions</p> <p>Promote establishment a university in the County</p> <p>Establish an Agricultural Training Institute</p>



		<p>Provide more Scholarships and increase bursary funding</p> <p>Establishment of model vocational centers</p> <p>Equip Technical and Vocational Education and Training (TVET) institutions with modern machinery</p> <p>Construct enough ECDE classrooms.</p> <p>Recruit more ECDE and TVET instructors</p>
Trade and Industrialisation	Strengthening informal trade through investments in infrastructure, training and linkage to wider local and global market	<p>Development of wholesale and retail markets</p> <p>Formation and operationalization of producer business groups</p> <p>Provision of credit and training to medium and small enterprises</p>
	Strengthening informal trade through investments in infrastructure, training and linkage to wider local and global market	
Gender, Youth, Sports, Culture and Tourism	<p>Equity in power and resource distributions between the genders</p> <p>Improved livelihoods for vulnerable groups</p>	<p>Increase participation of women in all economic, social and political decision making processes/</p> <p>Establishment of Child abuse and Gender Based Violence (GBV) rescue centers</p> <p>Establish modern recreational and sports facilities</p>
	To be among the top tourist destination in the region offering high end, diverse and distinctive visitor experience.	<p>Profiling and mapping of tourist destination sites</p> <p>Development of tourism products</p> <p>Promotion of Domestic tourism</p> <p>Tourism and hospitality training</p>
Governance and public service management	Promote a cohesive county and ensure effective service delivery	Strengthen public participation and promote participatory budgeting and planning for county developments



	Investing in the people of Kenya by seeking to engender just, cohesive and equitable social development in a Clean Environment.	<ul style="list-style-type: none"> • Construction of Office space for county employees; • Training and development of the county employees; • Provision of Civic Education and Public Participation forums; • Development and implementation of sector specific policies and legislations;
--	---	--

4.3.2 Linkage of the CIDP with the Bottom-up Economic Transformation Agenda (BETA)

The Bottom-up Economic Transformation Agenda is Kenya’s national development agenda that will guide development in the five year period 2023-2027. The main objective of the agenda is to improve the livelihoods and welfare of Kenyans. The BETA National development agenda seeks to promote investment in five key economic pillars that are expected to have the utmost impact at the bottom of the economy. The targeted pillars that have been identified to promote economic transformation include; Agricultural Transformation and Inclusive Growth; Transforming the Micro, Small and Medium Enterprise (MSMEs) Economy; Housing and Settlement; Healthcare; and Digital Superhighway and Creative Economy. In order to actualize the intended economic transformation the government will implement strategic interventions under the key enablers of Infrastructure; Manufacturing; Blue Economy; The services economy; Environment and climate change; Education and training; women agenda; Youth empowerment and development Agenda, Social protection, sports, culture and arts and Good governance.

In aligning the BETA, the 3rd generation CIDP has identified key priority interventions that will leverage on the key pillars as well as create synergy in the realisation of this National development agenda. The CIDP has espoused interventions and priority programs that will contribute to the realisation of the Bottom up Economic transformation agenda as outlined in the table;



BETA Pillars	Proposed CIDP Interventions/Prioritized programs
Agricultural Transformation and Inclusive Growth	<p>Provision of subsidized Farm inputs through the Mbegu access initiative;</p> <p>Promoting agriculture and Livestock value chains of Dairy, local poultry, Tomatoes, Bananas, Maize, Tea, edible oils (soya beans and sunflower);</p> <p>Development of market support infrastructures such as aggregation centres and cold chain services;</p> <p>Supporting extension services in the county through the cooperative model.</p>
Manufacturing; Trade; Micro, Small and Medium Enterprise (MSMEs) Economy	<p>Establishment of Agro industrial park at Namandala;</p> <p>Development of tier 1 retail market in Kitale;</p> <p>Construction of jua kali centres;</p> <p>Support development of cottage industries;</p> <p>Increase access to business Financing through the provision of Nawiri Fund</p>
Affordable Housing	<p>Provide land for construction of Affordable in Bondeni, Kitale in Partnership with the National Government</p>
Healthcare	<p>Roll up of NATECARE to increase universal health care coverage;</p> <p>Improving access to maternal and child Health through construction of Tom Mboya Mother and Child Hospital;</p> <p>Development of Health infrastructure some of which include Modernization and upgrading of 6 Subcounty Hospitals of Kitale, Endebess, Saboti, Matunda, Cherangany and Kapsara as well as construction, rehabilitation and upgrading of health centres countywide;</p> <p>Establishment & operationalization of Community health units;</p> <p>Increase medical supplies (HPTs)</p> <p>Strengthen health policy and regulatory framework</p> <p>Procure data collection and reporting tools</p>
Digital and Creative Economy	<p>Improve ICT infrastructure in the County;</p> <p>ICT capacity building;</p> <p>Digitization of County services;</p> <p>County information and communication management;</p> <p>Development of culture and heritage infrastructure including construction of county culture & performing Arts Centre;</p>



	Conservation of cultural and heritage sites;
BETA Enablers	Proposed CIDP Interventions/Prioritized programs
Roads & Infrastructure	Development of county road and transport infrastructure including coordination with National Government in upgrading roads to Bitumen standards; Installation of Highmast lights in various parts of the county; Construction of bridges and other drainage structures;
Education and Training	Implementation of School feeding/milk program to improve access and retention; Scale up of the Elimu Bursary program; ECDE and VTC Infrastructure development including Model classrooms and VTCs; Recruitment and training of ECD teachers and VTC instructors to enhance quality of education; Modern equipment/instructional materials and ECDE learning materials; Capitation for ECDE and VTCs; Leveraging technology in Education through integration of ICT in VTCs and ECDs
Environment and Climate change	County afforestation and reforestation initiatives Promotion of agro forestry Implementation of Financing Locally-led climate Action (FLLoCA) Program Promotion of Community tree nurseries Promotion of green energy and technologies Creation of urban green spaces Establish Solid Waste management plant
Social Protection,Sports,culture and Arts	Enhancement of access to social protection facilities and social protection services Development of sports infrastructure including construction of Modern stadium in Kitale (Kenyatta stadium) Development of policy framework and Capacity building of stakeholders Development of culture, heritage infrastructure and Conservation of cultural sites Construction of county social/performing arts centre Development of youth empowerment infrastructure and Capacity enhancement programs



4.3.1 Linkage of the CIDP with the UN Sustainable Development Goals (SDGs)

The 2030 Agenda for Sustainable Development is a plan of action for people, planet, peace, prosperity and partnership.

The UN member countries in September 2015 and aims at building up on the successes of the millennium development goals that were implemented between the year 2000 and 2015 adopted the agenda, which has 17 Sustainable Development Goals with 169 targets

In preparation of this CIDP, these goals have been adapted and integrated as shown in the table.

CIDP Linkage with SDGs

SDGs	Key programmes/Projects prioritized by CIDP
Agriculture, Irrigation, Livestock and Fisheries	
SDG 1 (1.2): End poverty in all its forms everywhere	Implementation of social protection floors such as cash transfers to elderly
SDG 2: End hunger, achieve food security and improved nutrition and promote sustainable agriculture	Climate Smart agriculture; Supporting small scale irrigation;
SDG 3 – Ensure Healthy Lives and Promote Wellbeing for all ages	Sensitization and training on Agri-nutrition Promote production and utilization of indigenous crops and fruits to increase access to nutrient dense foods Promote Nutrition Sensitive Agriculture (NSA) by setting demonstration plots (Iron rich beans, Green leafy vegetables, Yellow vegetables)
Lands, Physical planning and Urban Development	
SDG 1: End poverty in all its forms everywhere Target 1.4	Resettling the landless and IDPs
SDG 2: End hunger, achieve food security and improved nutrition and promote sustainable agriculture	Protecting arable land through control of subdivisions and land fragmentation
SDG 11: make cities and human settlements inclusive, safe, resilient and sustainable. Target 11.3	Preparation of land use development plans
SDG 15: protect restore, promote sustainable use of terrestrial ecosystems, sustainably manage forests, combat desertification and halt and reverse land degradation and halt biodiversity loss.	Preparation of land use development plans; Protection of ecologically sensitive areas
Health	
SDG 3 Good health and well-being for all	Preventive and promotive Health Services ; <ul style="list-style-type: none"> • Enhance control of non-communicable disease and NTD • Expansion of immunization programme • Improve public health and sanitation



	<ul style="list-style-type: none"> Enhance primary healthcare networks <p>Curative and Rehabilitative health services</p> <ul style="list-style-type: none"> Expansion of health infrastructure Provision of health products and technologies Enhancement of health access and utilization
Energy and infrastructure	
SDG 7 Affordable and clean energy	Enhancement of Electrification connectivity
SDG 9 Industry, Innovation and Infrastructure	Construction and maintenance of roads
Water Environment and Natural Resources	
SDG 6 - Ensure availability and sustainable management of water and sanitation for all	Enhancement of water supply and water infrastructure development
<p>SDG 1.5 Build the resilience of the poor and those in vulnerable situations and reduce their exposure and vulnerability to climate-related extreme events and other economic, social and environmental shocks and disasters</p> <p>SDG-13- Take urgent action to combat climate change and its impacts</p> <p>SDG-15- Protect, restore and promote sustainable use of terrestrial ecosystems, sustainably manage forests, combat desertification, and halt and reverse land degradation and halt biodiversity loss</p>	<ul style="list-style-type: none"> Integrated solid waste management Undertake county afforestation initiative Undertake climate change mitigation and adaption measures
Education	
<p>SDG 1 (1.2): End poverty in all its forms everywhere</p> <p>SDG 2.2 end all forms of malnutrition, including achieving, by 2025, the internationally agreed targets on stunting and wasting in children under 5 years of age</p> <p>SDG4 – Ensure inclusive and equitable quality education and promote lifelong learning opportunities for all</p> <p>SDGs 8.6 by 2020 substantially reduce the proportion of youth not in employment, education or training</p>	<ul style="list-style-type: none"> Construction of ECDE classrooms, VTCs, Supply of teaching and learning materials to ECDEs and VTCs Recruitment of additional care givers and VTC instructors Initiation of School feeding intervention targeting ECDEs
Gender, Youth, Sports and Culture	
<p>SDG 1.4 By 2030, ensure that all men and women, in particular the poor and the vulnerable, have equal rights to economic resources, as well as access to basic services, ownership and control over land and other forms of property, inheritance, natural resources, appropriate new technology and financial services, including microfinance</p> <p>SDG 5 Achieve gender equality and empower all women and girls.</p>	<ul style="list-style-type: none"> Promote community development and empowerment Promote sports development Promote youth and women development and empowerment Culture preservation and promotion
SDG 8.9- By 2030, devise and implement policies to promote	<ul style="list-style-type: none"> Promotion of tourism products and



sustainable tourism that creates jobs and promotes local culture and products.	attractions
Trade and industrialization	
SDG 9.3 Increase the access of small-scale industrial and other enterprises, in particular in developing countries, to financial services, including affordable credit, and their integration into value chains and markets SDG 12.3 By 2030, halve per capita global food waste at the retail and consumer levels and reduce food losses along production and supply chains, including post-harvest losses	Trade development and promotion Promotion of industrial development and investment
SDG 8.10 Strengthen the capacity of domestic financial institutions to encourage and expand access to banking, insurance and financial services for all SDG 9.3 Increase the access of small-scale industrial and other enterprises, in particular in developing countries, to financial services, including affordable credit, and their integration into value chains and markets	Provision of affordable business financing
SDGs 8.8 Protect labour rights and promote safe and secure working environments for all workers, including migrant workers, in particular women migrants, and Those in precarious employment	Promotion of fair trade and consumer protection practices
SDG 9.3 Increase the access of small-scale industrial and other enterprises, in particular in developing countries, to financial services, including affordable credit, and their integration into value chains and markets	Cooperative development and investments

4.3.3 Linkages between CIDP and Agenda 2063

Agenda 2063 is Africa’s blueprint and master plan for transforming Africa into the global powerhouse of the future. It is the continent’s strategic framework that aims to deliver on its goal for inclusive and sustainable development and is a concrete manifestation of the pan-African drive for unity, self-determination, freedom, progress and collective prosperity pursued under Pan-Africanism and African Renaissance. The Agenda has 7 aspirations to be achieved by the year 2063. To this end, the county government has planned a number of programmes and projects that aims to address these aspirations and goals.

The table shows the Aspirations of the AGENDA 2063 and the county interventions to realize them.



Linkages between CIDP and Agenda 2063

SECTOR/ sub sector	Aspirations	CIDP Interventions
Agriculture, Irrigation, Livestock and Fisheries	ASPIRATION 1 Modern agriculture for increased production, productivity and value addition for increased food security.	Increasing productivity of crops and livestock. Value addition to agricultural and livestock produce; Modernizing agricultural, livestock and fisheries by use of new innovations and technology
Health	ASPIRATION 1 Healthy and well-nourished citizens	Renovating and rehabilitating existing infrastructure Constructing new model health centres Improving infection prevention and control, patient and health worker safety Strengthening surveillance and emergency response
Energy, infrastructure and ICT	ASPIRATION 2 Infrastructure development and information, communication and technological transformation for socio economic development	Improve road networks connectivity in the county; increase electricity connectivity and installation; Opening of new roads and maintenance by grading, gravelling, installation of culverts and construction of bridges; Upgrading of roads to bituminous standards
Water Environment and Natural Resources	ASPIRATION 1 Equitable and sustainable use and management of water resources for socio-economic development	Rehabilitation of dams and construction of water reservoirs; Construction of dykes for flood control Conservation and protection Mt.Elgon and Cherangany Forest



		<p>of the forests</p> <p>Improving pollution and waste management.</p> <p>Improve capacity for adaptation to global climate change.</p> <p>Develop environment related laws for better environmental planning and governance.</p>
Education	<p>Aspiration 1</p> <p>Well Educated Citizens and Skills revolution underpinned by Science, Technology and Innovation</p> <p>ASPIRATION 6</p> <p>Promote access to education, training, skills and technology by youth to allow them realize their full potential</p>	<p>Increasing school enrollment rate</p> <p>Increasing transition rates to technical institutions</p> <p>There is need to establish a university in the County</p> <p>Establish an Agricultural Training Institute</p> <p>Provide more Scholarships and increase bursary funding</p> <p>Establishment of model vocational centers</p> <p>Equip Technical and Vocational Education and Training (TVET) institutions with modern machinery</p> <p>Construct enough ECDE classrooms.</p> <p>Recruit more ECDE and TVET instructors</p>
Trade, industrialization, Tourism and Cooperative Development	<p>ASPIRATION 6</p> <p>Creation of jobs and economic opportunities and enhance access to credit for the youth</p>	<p>Development of wholesale and retail markets</p> <p>Formation and operationalization of producer business groups</p> <p>Provision of credit and training to medium and small enterprises</p>
Gender, Youth, Sports and Culture	<p>ASPIRATION 4</p> <p>Eradicate gender-based violence</p>	<p>Increase participation of women in all economic, social and political</p>



	<p>and ensure a productive youth population free from drug and substance abuse</p> <p>ASPIRATION 5, Promote cultural activities and involvement of women and youth as drivers of social, economic and cultural change</p> <p>ASPIRATION 6 Promote access to productive assets such as land, credit, input and financial services by women especially from the rural areas Eliminate all forms of GBV and discrimination against women and girls. Mainstreaming of youth issues in all development agendas</p>	<p>decision making processes/ Establishment of Child abuse and Gender Based Violence (GBV) rescue centers Establish modern recreational and sports facilities</p>
Governance (Office of the Governor)	<p>ASPIRATION 3 Citizens active participation in the social, economic and political development and management</p>	<p>Strengthen public participation and promote participatory budgeting and planning for county developments</p>
Finance and economic planning	<p>ASPIRATION 7 Promote and strengthen partnership in socio economic and sustainable developments</p>	

4.3.4 Linkages between CIDP and EAC Vision 2050

The East African Community (EAC) Vision 2050 articulates the Community’s desired future state. The Vision serves to provide an architecture around which EAC should concentrate its energies for economic and social development.

The interventions identified by the county government through the CIDP will contribute to the achievement of achievement of EAC vision 2050 Goals as highlighted in the table.



Linkages between CIDP and EAC Vision 2050

SECTOR/ sub sector	Aspirations	CIDP Interventions
Agriculture, Irrigation, Livestock and Fisheries	Promoting improved agricultural interventions with emphasis on greater diversification towards domestic-oriented production and value addition	Increasing productivity of crops and livestock. Value addition to agricultural and livestock produce; Modernizing agricultural, Increasing fish production through for efficient transportation and storage facilities and provision of fishing gear
Health	Improving the health sector to provide better access to and quality of services	Improving access to health services and infrastructure. Improving distribution and access to safe, affordable, effective and quality medicines, vaccines and medical technologies
Energy, infrastructure and ICT	Access to affordable and efficient transport, energy and communication for increased global competitiveness.	Improve road networks connectivity in the county; increase electricity connectivity and installation; Upgrading of roads to bituminous standard
Water Environment and Natural Resources	Realize effective natural resource and environment management and conservation with enhanced value addition	Improve sanitation and increase sewerage coverage. Improve environmental conservation and management Improve and promote integrated solid waste management Enhance climate change coordination and management
Education	A Well-educated, enlightened and healthy human resources for development of the region	Construction of ECDE classrooms, VTCs, Supply of teaching and learning materials to ECDEs and VTCs Recruitment of additional care givers and VTC instructors Initiation of School feeding intervention targeting ECDEs
Trade, industrialization, Tourism and Cooperative Development	Enhance tourism, trade and provision of services in the region	Enhance trade in the county through construction of markets, provision of trade development services Promotion of Fair trade and consumer protection practices. Stimulate industrial development



		Enhance tourism promotion and development Strengthening of cooperative societies
Gender, Youth, Sports and Culture	Women empowerment and promoting gender quality, to ensure the participation of women in the transformation of the region.	Ensure mainstreaming of gender equality and equity into joint priority projects and programmes
PAIR	A region with empowered citizens who can spur growth and accelerate poverty reduction	Developing the of capacities of departments and sectors along with establishing appropriate mechanisms, systems and policies that promote participatory planning, budgeting and, demand for accountability from local administrations

4.3.5 Linkages between CIDP and Lake Region Economic Bloc blue (LREB) blue print

The Lake Region Economic Bloc strives to promote the socio economic aspirations of counties in the Lake Basin Region and seek to boldly secure and shape the region’s destiny. The Economic Blueprint is designed to guide development efforts by leveraging existing assets, addressing constraints and defining key steps that leaders and citizens of the region can take to transform the shared vision of prosperity into reality.

The Economic Blueprint would form the basis on which the County Integrated Development Plans (CIDPs) will be implemented in a manner that reflects county priorities, situational interests, shared values, and relevant capabilities.

The table provides a summary of the CIDP intervention areas geared towards the realization of the Economic block aspirations.

Linkages between CIDP and Lake Region Economic Block (LREB) blue print

SECTOR/ sub sector	LREB Thematic Area	CIDP Interventions
Agriculture, Irrigation, Livestock and Fisheries	Enhance food and nutrition security.	Increasing access to subsidized farm input Skills development and training on



		<p>improved farm management</p> <p>Agro Processing and Value Addition</p> <p>High Value Crop farming e.g. coffee</p> <p>Fish farming</p> <p>Establishment of Cold Storage facilities</p> <p>Construction and rehabilitation of fish ponds</p> <p>Provision of extension service</p>
Health	<p>Improve health service delivery, health Infrastructure, Human resources for health, health information systems and health financing.</p>	<p>Roll out of the NATE care program to promote universal coverage</p> <p>Upgrading sub county Hospitals and health centres</p> <p>Construction of a Mother and Child Hospital to promote maternal and Child health</p> <p>Recruitment of medical staff</p> <p>Increasing supply of health products and technologies</p>
Energy, infrastructure and ICT	<p>A well-networked and functioning infrastructure essential for inter-county market integration, lowering unit costs of production and transactions, facilitating the flow of materials and information, reducing inequalities and poverty, and enhancing economic capacity of the region.</p>	<p>Construction and upgrading of roads to Bitumen standards</p> <p>Promote use of other forms of energy i.e. solar.</p> <p>Establish ICT centres in all sub-counties.</p>
Water Environment and Natural Resources	<p>To have a water secure Bloc for sustainable development.</p> <p>To promote clean, safe and sustainable environment within the Bloc.</p>	<p>Environmental Conservation, Climate change mitigation and adaptation</p> <p>Water Harvesting and Flood control.</p> <p>Ground water resources exploitation(Boreholes, Shallow wells, spring protection)</p>
Education	<p>To improve access to quality, equitable and affordable education in the LREB region.</p>	<p>Construction of Model ECDE & VTC centres</p> <p>Capitation of ECDE and VTCS</p> <p>Recruitment of ECD care givers/teachers</p> <p>Establish a feeding programme for ECDE</p> <p>Scale of Elimu Bursary Fund</p>
Trade and industrialization,	<p>To promote and market LREB Bloc as an ideal investment destination.</p> <p>To enhance resource-based value addition to develop manufacturing</p> <p>To unlock the region is potential in a manner that bolsters the socio-economic development of the region.</p>	<p>Trade development and promotion</p> <p>Construction of an agro-industrial Park in Namandala</p> <p>Provision of Business Financing through Nawiri Fund</p> <p>Construction of Tier 1 Market</p>



4.4 Cross-Sectoral Linkages

Table below provides measures to harness cross sector synergies and mitigation of adverse cross-sectoral impacts for the agriculture, Irrigation and livestock and fisheries sub sector.

Programme Name	Linked Sector/Sub Sector	Cross-sector Impact		Measures to Harness or Mitigate the Impact
		Synergies	Adverse impact	
Agriculture, Irrigation, Livestock and Fisheries				
Crop Development	Lands sub sector	Land demarcation for agricultural development through implementation of Spatial plan	Limited land for crop development due to land fragmentation	Sustainable land resource management
Livestock Productivity Improvement	County Assembly	Policy development	Lack of enforcement	Integration and awareness creation on policy issues
	Water, Environment and Natural resources	Conservation of water resources Best practices in waste management Best practices in forestry management	Drought, lack of water Climate change Drought, lack of water, adverse effects on climate changes	Sustainable water resource management Climate smart agriculture Sustainable natural resource management Sustainable forestry management
Fish production and productivity	County Assembly	Policy development	Lack of enforcement	Awareness creation on policy issues
	Lands	Land sub division for agricultural development	Sub division of land for agricultural use	Sustainable land resource and use
	Water, Environment and Natural resources	Conservation of environment and water catchment areas	Lack of/inadequate water for fisheries farming	Sustainable water resource management
Cooperative Development and Management	Agriculture, livestock and fisheries development	Marketing of farm produce Training of farmers Provision of accessories and equipment	Duplication of activities	Consultative meetings
	Lands housing and physical planning	Appropriate building technologies for housing cooperatives	Delays and non-implementation	Consultative meetings
Health Services				
Public Health and Sanitation	Water, environment natural resources and climate change	Availability of safe Water NEMA Certification of incinerators	Disease out break	Proper waste management. protection of water sources
Promotive Health Services	Agriculture, Irrigation livestock and fisheries	Agro-nutrition One health	Malnutrition Anti-microbial resistance	Education, proper preservation and storage facilities
Health Infrastructure	Public works, Transport and Energy	Signage awareness	Disability and health complications Accidents and emergency	Advocacy, communication and education, roads signage



			Noise and dust	and regular maintenance
Health Policy, Standards and Regulatory Services	Trade	Certification and licensing	Poverty and diseases	Provision of criteria
Health access utilization	Education	School health Adolescent youth friendly services	Teenage pregnancy, school dropout Outbreak of neglected tropical diseases	EDU AFYA, deworming
	Gender, youth, sports and culture	Gender mainstreaming	Gender based violence	Gender mainstreaming
Administrative Professional Educational Services	Governance and Public Service Management	Human resource management and development	Poor staff retention and Staff shortage	Formation of human resource advisory committee
Lands, Physical Planning, Housing and Urban Development				
Land use planning	Trade, Commerce and Industry	Establishment of Special Economic zones	Reduction of agricultural land.	Enforce zoning regulations.
	Kitale Municipal Board	Development of area action plans	Possible displacement of people and businesses	Thorough consultations with stakeholders.
Land survey & documentation	Education & ICT	Establishment of a University	Land fragmentation for housing and agriculture	Enforce zoning regulations
Public Works, Transport and Energy				
Infrastructure, development & maintenance	Agriculture, urban and Rural development	Improved rural roads to ensure farm produce gets to the market effectively, efficiently and in an economical manner		
	General economic commercial and Labour affairs (GECLA)	Improved roads to to promote commerce and industry (access to markets; and industrial development)	Eviction of traders during road construction	Provision of alternatives sites; Community social responsibility through construction of markets
	Environment protection, Water and Natural resources		Clearance of vegetation; Encroachment by Sewer pipes, water pipes,	Strengthen sector integration and coordination during planning and implementation of road works; Mainstreaming environmental safeguards in project implementation
	Infrastructure development	Enhanced road transport system	Displacement of KPLC power supply lines; fiber cable	Strengthen sector integration and coordination during planning and implementation of road works
	Health	Ensure access to health care is enhanced through effective transport	Increased incidences of road accidents leading to loss of human life	Construct modern road infrastructure facilities Establish mobile health centres and access to



		system		moon light VCT centres
Fire and Rescue Management Services	Trade; Health; Physical Planning	Enhanced firefighting and rescue Service delivery	Emission of hazardous materials like halogens leading to ozone layer depletion	Maintenance of hydrants to assist during firefighting emergency cases Installation of firefighting equipment in all county offices
Trade and industrial Development				
Trade Development and Promotion	Environment protection, water and Natural resources	Provision of conducive business environment	Poor solid waste disposal systems	Proper solid waste disposal
		Garbage collection	Poor waste management	Development of clear policies on waste management; Provision of solid waste disposal sites
		Toilets exhaustion	Poor sanitation	Development of clear policies on sanitation
		Provision of water and sewerage to trading centers	Poor sanitation	Provision of sewerage system
	Finance and Economic Planning (County Treasury)	Collection of market revenue And Alcoholics drinks revenue	Lack of information for Planning inadequate synergy and information sharing in revenue collection	Develop synergy through joint planning and participation in revenue collection.
		Issuance of Trade licenses	Lack of information for planning	Trade licenses to be fully a function of department of Trade
Roads	Construction of market access roads	Pulling down of structures on road reserves	Provision of alternative operations sites for displaced traders	
Industrial Development and Investment Programme	Environment protection, water and natural resources;	Development of industrial and incubation centres	Air and noise pollution	Control gas emission and use of green technology
Gender, Youth, sports and Culture				
Social Protection	General Economic Commercial and Labour affairs	Provision of start-up capital for business to registered youth, women and vulnerable groups	Overreliance of support from the government	Capacity building of the community on enterprise development; Creation of youth empowerment centers
	Health	Medical assessment for PWDs to access mobility devices. Psychological assistance for ADA and gambling victims Reproductive health Response to GBV	Adversely affect the life of the affected group	Ensure Proper disposal of used devices by the user Adherence to Disability Act 2003 Properly identify and provide counseling and rehabilitation services to youths and other vulnerable groups
	Agriculture Rural and Urban Development	Agri-business projects for women	Lack of technical expertise	Joint planning & implementation of



	t Public Administration National/Intercountry Relations	and youth Community & departments Civic Education on gender mainstreaming	Lack of citizens knowledge on civic education matters	projects Joint planning and implementation of projects
	Ministry of Interior and National Coordination / National Police Service	Enforcement of gaming regulations Tracing families of rescued children Provision of security Arresting parents for child neglect	Challenges of enforcement Wrong placement Insecurity	Promote sectoral collaborations
Culture Preservation and Promotion	Environment protection, water and natural resources	Environmental impact assessment Conservation of medicinal plants Identification and mapping of cultural sites and monuments for protection	Environmental degradation Extinct of medicinal plants Destruction of cultural sites and monuments	Collaborate with department of environment to replace the felled trees through tree planting. EIA compliance during project implementation Joint planning & implementation of projects
	Permanent Presidential Music Commission	Promotion of music and dance. Management of community cultural festivals	Lack of talent promotion	Planning on strategies for developing creativity among the artists
Youth and Sport Development	Agriculture, Rural and urban Development (Lands sub sector); Energy, infrastructure and ICT (public works)	Identification and development of youth talent	High cost of sports infrastructure; Displacement of residents to create room for the expansion and modernization of sports facilities	Mobilize for counterpart funding from partners for sports infrastructure development; Community participation in the projects; Prevalence to competent local contractors
	General economic commercial and labor affairs sector	Provision of internship opportunities Promotion of skills	No internship opportunities for youths	Promote inter- sectoral collaboration.
Tourism infrastructure Development	Energy, Infrastructure and ICT	Development of infrastructure to the tourist sites and attractions Investment opportunities	Displacement during the road works Destruction of wildlife habitats	1.Community involvement 2.Compensation programs 3.Sensitization and awareness campaigns 4.alternative routes to minimize destruction of wildlife habitats
Identification of Tourism products and attractions	Water and Environment	Environmental protection and conservation Sustainable Tourism	Environmental degradation Human activity	1.County Conservation programs 2.community involvement in environmental conservation activities
Education				
Early Childhood Development and promotion	Health	Vitamin A Supplementation for ECDE children	Poor growth of children	Continued collaboration with Ministry of Health



		Vaccination for ECDE children Provision of healthcare Fumigation of offices	High spread of COVID-19	
	Environmental Protection, Water and Natural Resources	Provision of seedlings and replacement of cut trees for planting in ECDE centers	Environmental degradation	Continued collaboration with Ministry of environment
	Education	Provision of Policy guidelines	Poor policy implementation	Adherence to policy guidelines
		Evaluate and approve new curricula and provide support materials	Poor curriculum implementation	Adherence to curriculum guidelines
		Provision of Exams for ECDE Teachers	Poor career growth and upgrading	Strict adherence to guidelines
	County Public Service Board	Hiring, firing, promotion and demotion of staff	Poor remuneration, stagnation and demotivated staff	Good working relationship with public service Board
	Energy, Infrastructure and ICT	Provide Bill of Quantities for construction of ECDE classrooms Infrastructure	Sub-Standard Buildings	Adherence to BQ'S Adherence to Public Procurement and Disposal Act
Vocational Training and Development	Education (TVETA)	For registration and accreditation of vocational programmes	Lack of recognition	Improved infrastructure to create a conducive training environment (registering with TVETA)
		Provision of VTC Centre Codes to allow for examinations/ Accreditation	There will not be examinations done at the VTCs VTCs will not be accredited	Adherence to set guidelines by KNEC.
	Health	Inspection of training facilities	Poor learning environment	Adherence to Public Health Act.
	General Economics and Commercial Labour Affairs	Provision of internship opportunities Promotion of skills	No internship opportunities for VTC trainees No promotion of skills	Promote inter- sectoral collaboration
	GECA (Insurance Regulatory Authority)	Ensuring the interns placed in the industries	negative eventualities	Secure the Attaches' in case of eventualities as set out by insurance ACT.
	PAIR (Public Service Board)	Hiring, firing, promotion and demotion of staff	Shortage of staff	Efficient service delivery
	Energy, Infrastructure and ICT	Provide Bill of Quantities	Inadequate standard workshops	Adherence to BQ'S Adherence to Public Procurement and Disposal Act
Public Service Management				



Administration and Support Services	Departments of Public Works, Roads and infrastructure and Finance	Conducive work environment for enhanced service delivery	High cost of infrastructure development	Consider private public partnership in financing infrastructural development
	All departments	Transparency and proper use of public resources hence citizens get value for money	Politicization of projects that slow down the pace of implementation	Have a well-structured public sensitization programme
Governance Affairs and Intergovernmental Relations	All departments	The initiatives will result in a professional and committed public service that will be efficient and effective in service delivery	Resistance to change by staff	Training on change management and Staff Sensitization
		Homegrown policies that address issues that are unique to the County	Inconsistencies with existing policies resulting into implementation challenges	Involve all stakeholders in the process of policy development
County Assembly				
County Assembly Development Services.	Public Administration and internal relations.	Quality representation.	Complaints from members of public and civic organization groups.	Organize Civic education sessions with members of public.
	Energy infrastructure and ICT	Improved Infrastructure.	Cutting of trees to create space.	Ensure Compliance with NEMA Guidelines.
	All sectors	Increased number of legislations passed.		Benchmarking with superior legislative bodies like the National Assembly and the Senate.
		Timely drafting of bills and approvals		Liaising and working closely with relevant stakeholders/departments.
		Enhanced public participation		Budgetary allocation to the public participations activities.
	County legislation and oversight	All sectors		The county assembly exercises oversight of programme implementation
Finance and Economic Planning				
Administration, Planning and Support Services	All sectors	Recruitment, promotion and re-designation of staff Quality and efficient service delivery	Wrong placement of staff Delays in staff promotion	Timely re-designation and redeployment of staff Develop a staff training policy
Public Finance Management	All sectors	Ensure prudent use of financial resources	Misappropriation of funds. Poor reporting under-utilized budgets	Regular issuance of treasury circulars. Adherence to the Public Finance Management



			Pending bills	Act.
				Regular training on PFM regulations and reporting
		Resource Mobilisation		Encourage joint planning to promote synergy. Roping in Resource Mobilization in all ongoing activities.
Research and Development planning	All sectors, National Government	Provides guidelines on Economic Planning, coordination of planning activities and policy formulation Formulation of policies.		Formulation of stakeholder engagement forum. Provide a feedback mechanism to stakeholders.

4.5 Strategies for Mainstreaming Cross-cutting Issues

The cross cutting issues include HIV/AIDS, Youth, gender and environmental degradation and climate change, and disaster management.

HIV and AIDS

In order to reduce the prevalence of HIV/AIDS in the county, sensitization on behavioural change shall be intensified in addition to involvement and mobilization of the community in taking the responsibility in prevention and spread of HIV/AIDS.

In addition, HIV and AIDs committees in the county will design and promote appropriate strategies for curbing the spread of the pandemic in line with the to the National AIDS Control Council’s (NACC) five year strategic plan. Mainstreaming of HIV/AIDS related issues shall be undertaken by the county sectors.

Gender Inequality

All the various sectors and sub sectors will also ensure that there is no gender discrimination by enforcing the government policy which requires that at least 30 percent of all public appointment and elective positions be reserved for women. The County shall also ensure that there is adequate community participation in all projects.



To ensure equal participation and representation at all levels of development, women, men and youth at the grass root levels need to be sensitized in order to increase awareness and understanding of gender balance and women empowerment in socio-economic and political development of the county.

Environmental Degradation and Climate Change

The County Climate Change Response Strategy has been developed as well as relevant policies and legislations to address climate change. The key objectives of the strategies developed are to:

- Identify priorities for climate change adaptation and mitigation.
- Develop County education and awareness creation programs.

The climate change activities shall be funded through the FLLOCA that aims at ensuring that climate change actions are scaled up and strengthened at the grass roots level.

The department of environment and Kenya Forests service are at the forefront of reforestation as an adaptation measure applied county wide, with an aim to mitigate on the effects of climate change.

The County, through the energy subsector, will encourage the use of renewable energy such as solar power, wind power and biogas in the county hence reducing carbon emissions. These sources of energy will contribute towards mitigation on the effects of climate change.

Disaster Management

The County has established a Disaster Management department responsive for coordination of disaster management. In addition to this the government is going to set aside disaster management, enact supportive legislation as well as undertake training and awareness programmes on disaster management. It will also, take into consideration the following five priorities for action (under the Hyogo Framework of Action):

1. Ensure that disaster risk reduction is a national and a local priority with a strong institutional basis for implementation.
2. Identify, assess and monitor disaster risks and enhance early warning.
3. Use knowledge, innovation and education to build a culture of safety and resilience at all levels.
4. Reduce the underlying risk factors.



Empowerment of Youths, PLWDS and other Disadvantage groups

The youth, the persons with disability and other disadvantaged groups are a significant proportion of the county population. The county will thus implement programmes that will empower this segment of population to positively contribute to the development of the county. Some of the measures that the county will focus on to tap the potential of this population include: Enhancing access to education and training, promote acquisition of relevant skills; provision of mobility aid equipment to PLWDs and facilitation of access to financial resources.

In addition, all sectors shall mainstream issues affecting persons with disability (PWDs) in their programs. To empower these groups, the county will also strictly observe and enforce affirmative action to ensure these groups access the available opportunities.



CHAPTER FIVE

IMPLEMENTATION FRAMEWORK

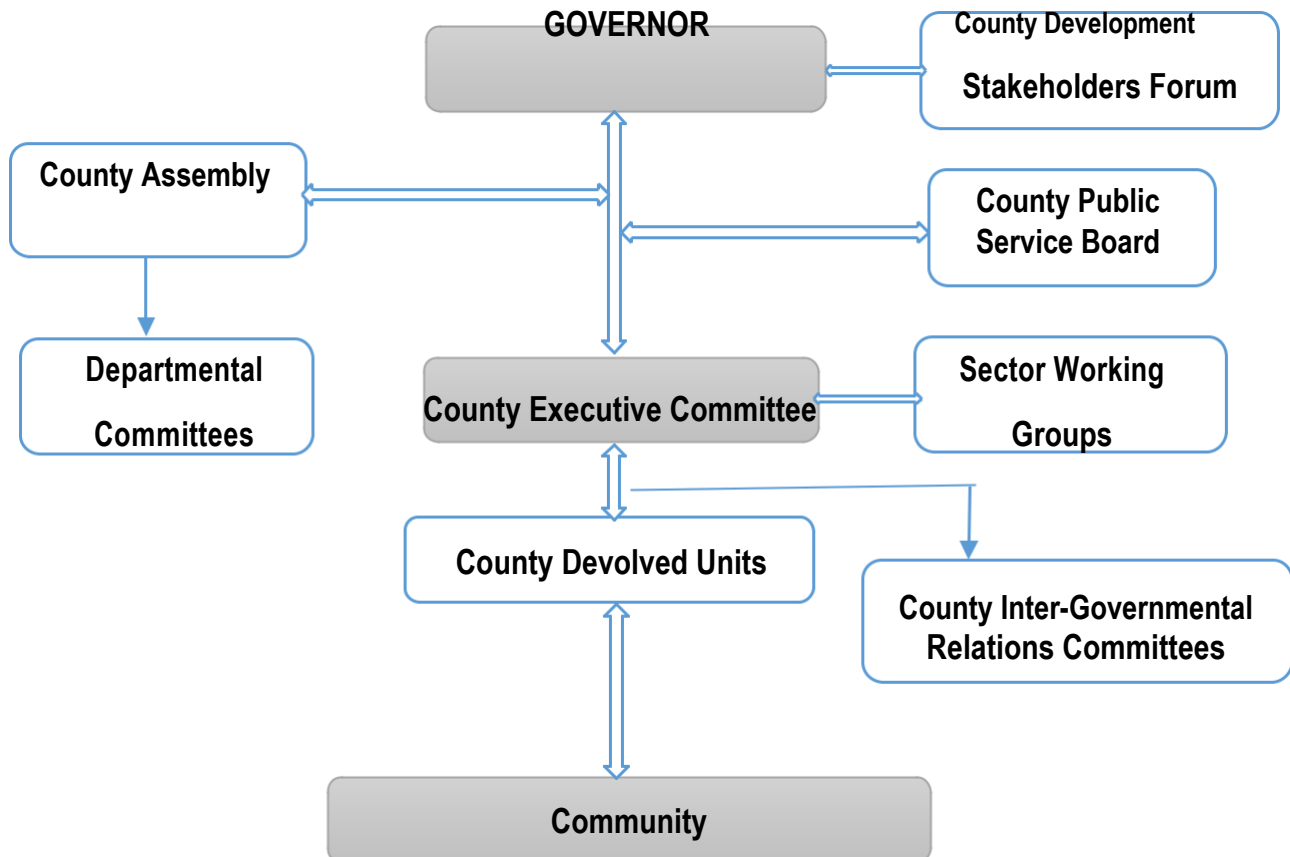
5.1 Overview

This chapter presents the county institutional arrangement and their specific roles towards implementation of the CIDP. In addition, the chapter also present the resource mobilization and management framework, asset management, and risk and mitigation measures.

5.2 Institutional Framework

The County Government draws its roles and mandate from the Fourth Schedule of the Constitution of Kenya, 2010. The County Government of Trans Nzoia has adopted an institutional framework that will enhance effectiveness and efficiency in coordination of the devolved services to ensure the achievement of the development agenda as envisaged in the CIDP. The CIDP implementation framework will be as shown in Figure 6.

Figure 4: CIDP implementation Framework





This section presents the specific roles of the key institutions towards implementation of the CIDP as in Table 5.0.1.

Table 5.0.1 Institutional Arrangement

S/No.	Institution	Role in Implementation of the CIDP
1.	County Executive Committee	<ul style="list-style-type: none"> • Providing policy direction in the County Government and ensuring proper governance structures are in place • Managing and coordinating functions for effective implementation of projects and programmes. • Ensuring implementation of County and other national legislation, as may be required • Ensuring implementation and evaluation of the CIDP • Ensuring availability of resources for proper implementation of the plan
2.	County Assembly	<ul style="list-style-type: none"> • Enacting laws and policies • Receiving and approving the development plans and budgets of the County • Overseeing the development and promotion of public investments • Promotion of value for money on development programmes and project • Provide checks and balances • Promotion of peace and stability
3.	County Government Departments	<ul style="list-style-type: none"> • Ensuring the implementation of programmes and projects spelt out in the plan • Providing feedback on the implementation of projects and programmes • Preparing budget estimates for programmes and projects ensuring value for money • Resources Mobilization and Supervision of projects implementation
4.	County Planning Unit	<ul style="list-style-type: none"> • Provision of vital development statistics and information • Carry out monitoring and evaluation • Data collection, analysis and reporting • Recommend on monitoring and evaluation policy improvement. • Generate information for project/programme improvement • Review and document best practices • Develop monitoring and evaluation tool for departments • Preparation of quarterly and annual monitoring and evaluation reports
5.	Office of the County Commissioner	<ul style="list-style-type: none"> • Coordination of the National Government service delivery at the county level
6.	National Planning Office at the county	<ul style="list-style-type: none"> • Provide guidance to county on preparation of development plans and policies.
7.	Other National Government Departments and Agencies at the county	<ul style="list-style-type: none"> • Government services provision and complementing the County Government development agenda.
8.	Development Partners	<ul style="list-style-type: none"> • Inject resources in form of credit, grants and material and



		technical support.
9.	Civil Society Organizations	<ul style="list-style-type: none"> Funding, implementation and advocacy Ensuring prudent management of County finances and resources Promotion of peace and ensuring a stable macroeconomic environment
10.	Private Sector	<ul style="list-style-type: none"> Partners in service provision; Employment creation; Promotion of private enterprises and competition Formulation of priorities

5.3 Resource Mobilization and Management Framework

This section provides the projected resource requirements by sector, revenue projections, estimated resource gap and measures of addressing the gaps for the five-year CIDP period.

5.3.1 Resource Requirements by Sector

The section shows the projected financial resources required for each sector during the plan period and also indicate the percentage of the total budget for each sector.

Table 5.0.2 Summary of Sector Financial Resource Requirements

Sector & Program	Resource Requirement (Kshs. Millions)					Total	% of Total resource Requirement
	2023/24	2024/25	2025/26	2026/27	2027/28		
1. Agriculture, Rural and Urban Development							
Crop Development	698.3	881.7	720	680	623	3603	21%
Livestock Productivity	45.925	47.805	144.861	53.173	55.475	347.239	
Fisheries Production	73.25	69.25	67.75	67.25	54.25	331.75	
Coperative Development & Management	105	198.7	199.8	312.9	379.2	1195.6	
Land use planning and Management	160.5	133.4	186.1	133.8	86.5	700.3	
Urban Planning and Development	167.8	464.8	233.8	152.8	37.8	1057	
Affordable Housing	170.8	151.8	152.5	100.8	100	675.9	
Sector Total	1421.575	1947.455	1704.811	1500.723	1336.225	7910.789	
2. Health Services							
Preventive & Promotive Health	131.8	130.2	130.2	115.2	115.2	622.6	20%
Curative & Rehabilitative Health	25.224	26.724	26.724	38.724	38.724	156.12	
Health Administration, Management & support services	1335.9	1263.25	1353.25	1359.25	1468.25	6779.9	
Sector Total	1492.924	1420.174	1510.174	1513.174	1622.174	7558.62	



3. Energy and Infrastructure							
Road and Transport	405.9	408.5	423.7	491.1	551.5	2280.7	
Energy Services	25	25.5	26	26.5	27	130	
Public Works services	17	60	70	15	0	162	
Sector Total	447.9	494	519.7	532.6	578.5	2572.7	7%
4. Environment protection, Water, Natural resources & Climate Change							
Water Access	593.75	514.75	512.5	275.25	211.25	2107.5	
Environmental conservation & Management	176.75	150	153.75	118.5	76.5	675.5	
sector Total	770.5	664.75	666.25	393.75	287.75	2783	7%
5. EDUCATION							
Early Childhood Development Education (ECDE)	776.83	243.92	422.84	423.42	424.06	2291.07	
Vocational Training	94.4	140	123	85	67	509.4	
Education Support	151	475	450	700	700	2476	
Sector Total	1022.23	858.92	995.84	1208.42	1191.06	5276.47	14%
6. GENERAL ECONOMIC & COMMERCIAL AFFAIRS							
Trade and Industrial Development	346.55	422.27	510.05	284.05	277.05	1839.97	
Sector Total	346.55	422.27	510.05	284.05	277.05	1839.97	5%
7. SOCIAL PROTECTION,CULTURE & RECREATION							
Social Protection	62.6	47	88.75	88.75	72.75	359.85	
Sports Development	338	313.5	313.5	63.5	100.5	1129	
Youth Empowerment	13	10	5	5	5	38	
Culture Presevation & promotion	13.2	13.2	12.1	12.1	11.4	62	
Tourism Development & promotion	16	97.5	39	55	13	220.5	
Sector Total	442.8	481.2	458.35	224.35	202.65	1809.35	5%
8. PUBLIC ADMINISTRATION & INTERGOVERNMENTAL RELATIONS (PAIR)							
Public Service Delivery	2348.82	964.14	920.64	45.5	1111.14	5390.24	
ICT services	97.6	96.1	39.5	35.6	47.3	316.1	
Disaster Management	102.8	43.8	39.8	43.8	37.8	268	
Legislation, Oversight and Representation (county Assembly)	244.45	339.95	376.65	191.95	25	1178	
Research and Development planning	45.5	14.5	23.5	16.5	13.5	113.5	
Public Finance Management	90.5	68.9	65.45	62.2	76.3	363.35	
Sector Total	2929.67	1527.39	1465.54	395.55	1311.04	7629.19	20%
TOTAL RESOURCE REQUIREMENT	8874.149	7816.159	7830.715	6052.617	6806.449	37380.09	100%



(Excluding Transformative project in Water)							
---	--	--	--	--	--	--	--

Source: Finance and Economic Planning department

Transformative Projects							
Sosio -Teldet							4000
Kapolet phase II							3500
Kitale Sewarage							6500
Kiminini Sewerage							500
Waste management (Sanitary fill & recycling plant)							300
TRANSFORMATIVE PROJECTS TOTAL							14,800.00

Source: Finance and Economic Planning department

* The financing of transformative projects will largely rely on donor funding, grants from development partners and National Government for its implementation.

5.3.2 Revenue Projections

The total county projected revenue for the CIDP period 2023-2027 is **Kshs. 49.9B** against total sector resource requirement of **Kshs. 52.18**. To bridge the resource deficit, the County shall come up with strategies to raise additional revenue to finance the CIDP programmes and projects. The highest proportion of the county projected revenue will be from equitable share which shall account for 82.6 percent of the total anticipated revenue whereas conditional allocations (loans and grants) constitute 8.9 percent. The Own source Revenue (OSR) will comprise 8.5 percent of the total revenue. Based on the projections, the County will be required to institute measures to grow and harness own source revenue as the County has been over reliant on Equitable and conditional loans and grants allocation.

Table 5.0.3 Revenue Projections (Kshs. Million)

Type of Revenue	Base year 2022/23	FY 2023/24	FY 2024/2025	FY 2025/2026	FY 2026/2027	FY 2027/2028	Total	Percentage of Total projected Revenue
Equitable share	7,186	7,545	7,923	8,319	8,735	9,171	41,693	85.1
Conditional allocations from loans and grants (GoK and Development Partners)	903	903	903	903	903	903	4,515	9.2
Own Source Revenue	418	460	506	556	612	673	2,807	5.7
Total Projected Revenue	8,507	8,908	9,332	9,778	10,250	10,747	49,015	100.0

*Outer Years projection at 5%

Source: Finance and Economic planning department



5.3.3 Estimated Resource Gap

The total sector resource requirement to implement the CIDP is Kshs 52.2 Billion while the total estimated resource envelope is Ksh 49 Billion indicating a total resource gap of Ksh 3.2 B.

Table 5.0.4 Resource Gaps

FY	Requirement (Ksh. Mn)	Estimated Revenue (Ksh. Mn)	Variance (Ksh. Mn)
2023/24	8874.15	8,908	33.85
2024/25	7816.159	9,332	1,515.841
2025/26	7830.7	9,778	1,947.3
2026/27	6052.62	10,250	4,197.38
2027/28	6806.45	10,747	3,940.55
Tramformative projects	14,800	-	(14,800)
Total	52,180.079	49,015	(3,165.079)

Source: Finance and Economic planning department

The variance is as a result of some of the transformative projects that the county expects to implement during the CIDP III period. The funds will be sourced from various development partners and agencies as well as the national government agencies. A number of strategies will be implemented to address the gaps.

5.3.4 Resource gap management Strategies

- a) The County Treasury intends to undertake the following measures to bridge the resource gap;
 - i) Enhance automation of revenue collection
 - ii) Enhancement of local revenue collection by capacity building, strengthening revenue administration and enforcement



- iii) Update valuation roll to ensure the rates used to collect revenue reflect the current market value of the property
- iv) Promote public private partnerships and collaborate with a wide scope of partners
- v) Monitor, evaluate and oversee the management of public finances and economic affairs of the County government including developing and implementing financial and economic policies in the County
- vi) Prepare the annual budget for the County and ensure adherence to the budget.
- vii) Mobilize resources for funding the budgetary requirements of the County government by putting in place mechanisms to raise revenue and resources.
- viii) Ensure proper management and control of and accounting for the finances of the County government and its entities in order to promote efficient and effective use of the County's budgetary resources.

5.3.4 Resource Mobilization and Management Strategies

This address the resource gaps the county shall develop a *resource mobilization strategy* and pursue capital financing strategies, operational financing strategies and other strategies that will enhance cost effectiveness. Specifically, the county shall pursue the following strategies:

Public-Private Partnerships (PPPs): The County Government will attract PPP through making substantial investments in improving the business environment.

Grants and donations: This will be obtained from development partners in accordance with section 138 and 139 of the Public Finance Management Act, 2012 and Public Finance Management Act (County Government) Regulations, 2015. The county shall thus prepare project proposals and concept note to source for funding.

Increasing own source revenue:

To increase own source revenue the county shall;

- i) Enhance automation of revenue collection



- ii) Enhancement of local revenue collection by capacity building, strengthening revenue administration and enforcement
- iii) Update valuation roll to ensure the rates used to collect revenue reflect the current market value of the property
- iv) Monitor, evaluate and oversee the management of public finances and economic affairs of the County government including developing and implementing financial and economic policies in the County
- v) Prepare the annual budget for the County and ensure adherence to the budget.
- vi) Ensure proper management and control of and accounting for the finances of the County government and its entities in order to promote efficient and effective use of the County's budgetary resources.
- vii) Expansion of revenue streams to cover untapped sources and review feasibility of the revenue streams
- viii) Continuous capacity building of revenue personnel.
- ix) Fast track the enactment and implementation of relevant Revenue Legislations and policies
- x) Up scaling public sensitization campaigns on payment of taxes.

5.4 Asset Management

The County Treasury shall ensure that all its assets are registered and properly recorded. Additionally, the assets will be maintained and in good working conditions. This will help reduce on unnecessary expenditure and loss of assets which are in good conditions. Besides an automated register for all the county assets shall be maintained and updated regularly.

5.5 Risk Management

The section provides the key anticipated risks that may hinder the implementation of the CIDP, potential risk implications and proposed mitigation measures to enhance sustainable development. The main type of risks identified have been categorized into financial, technological, climate, organizational and political risks. The risks are summarized in Table 5.5.



Table 5.0.5: Risk, Implication, Level and Mitigation Measures

Risk Category	Risk	Risk Implication	Risk Level (Low, Medium, High)	Mitigation measures
Financial	Inadequate financial Resources Delay in disbursement of funds	Stalled projects Pending bills Low absorption	High	Resource mobilization Strategies
Technological	Cyber security	Breach of valuable information	High	Investment in cyber security risk management
	Rapid technological changes	High inefficiency Delay in service delivery	High	Continuous update of ICT equipment and infrastructure Continuous capacity building on ICT
Climate Change	Emerging Pests and Diseases	Loss of crop and reduced productivity	High	Pest and disease control Production of resilient crop varieties Practices sustainable agricultural practices
	Floods Drought	Loss of properties and crops/livestock Human conflict	High	Construction of dykes Promotion of climate smart technologies
Organizational	Inadequate Human Resource Capacity and high staff turnover	Inefficiency in service delivery	Medium	Timely recruitment Capacity building and skills upgrading
Political	Unpredictable Stakeholders' goodwill, approval, and acceptance Political interest	Delays in the implementation of plans	Medium	Sensitization and continuous stakeholder engagement in the implementation



CHAPTER SIX

MONITORING, EVALUATION AND LEARNING

6.1 Overview

This chapter outlines how the CIDP III (2023-2027) programmes will be monitored and evaluated during and after the end of its implementation. The M&E processes, methods and tools for M&E are guided by Section 232 of the Constitution and all the legal provisions that provide for M&E that include the County M&E Policy that is aligned to the National M&E policy, CIMES Guidelines, Kenya Norms and Standards for M&E and Kenya Evaluation Guidelines. The chapter highlights the proposed county M&E structure; data collection, analysis, reporting and learning methods. It further provides the M&E outcome indicators to be tracked for each of the proposed county programmes and projects as well as a discussion on dissemination, feedback mechanism and use of M&E results.

6.2 County M&E Legal Framework

The Constitution of Kenya 2010 provides the basis for M&E as an important part of operationalizing government activities. It emphasizes on transparency, integrity, access to information and accountability, which all state offices are required to adhere to and define the need for a structured way of monitoring policies, programmes and projects. In addition, the County Governments Act, 2012 (Sections 47 and 108) and the Public Finance Management Act, 2012 (Section 126) require County governments to establish clear county planning and monitoring systems.

6.3 County Monitoring and Evaluation Structure

The M&E structure is outlined in the County Integrated Monitoring and Evaluation System (CIMES) that provides the framework upon which M&E is anchored. The CIMES is formulated and guided by the National integrated Monitoring and evaluation system (NIMES) and this provides for linkages with the National M&E framework.



To ensure efficient and effective execution of the M&E function the County Government shall establish institutions and committees to carry out M&E function at various levels of governance in the county. The committees shall comprise of both state and non-state actors. State actors will be representatives from the various county government departments, county assembly and public service board whereas the non-state actors shall comprise of religious organizations, development partners and other non-governmental organizations representatives.

The County monitoring and evaluation unit shall be domiciled within the county department responsible for M&E function and it is responsible for coordination and providing technical backstopping to the county line Departments.

The Monitoring and evaluation system will be rolled up to the sub county level and ward levels. Further, the CIDP shall be monitored and evaluated in a participatory manner bringing together various stakeholders who will be charged with different responsibilities. The various M&E organs to be constituted include;

County Intergovernmental Forum

The CIF is convened quarterly by the County executive committee member responsible for finance and economic planning at the county level. It is chaired by the Governor or Deputy governor in the absence of the governor or member of executive committee nominated by the governor (As per the IGRA 2012). The membership constitutes all heads of Departments of national government at county level including county commissioner, county executive committee members or their nominees in writing. The convener of the CIF is the County executive committee member responsible for finance and economic planning at the county level.

County M&E Committee (CoMEC)

This is a Committee based at the County level chaired by the County Secretary and whose membership comprise of County Chief Officers and Clerk of County Assembly. The Chief Officer responsible for M&E is the Secretary and he/she convenes the Committee.



Technical Oversight Committees (TOC)

The Committee is chaired by the Chief Officer Planning and membership include the representatives of heads of County Directorates.

Sub county monitoring and evaluation committee (SCoMEC)

The committee is chaired by the Sub-county Administrator and the secretary is the officer in charge of Planning at the Sub-county level. The convener is the Sub-county Administrator. The membership comprises of the Sub-county heads of Departments and the Committee is in charge of coordinating M & E activities at the Sub-county level. The secretary and convener is the head of County M & E unit.

M & E Unit

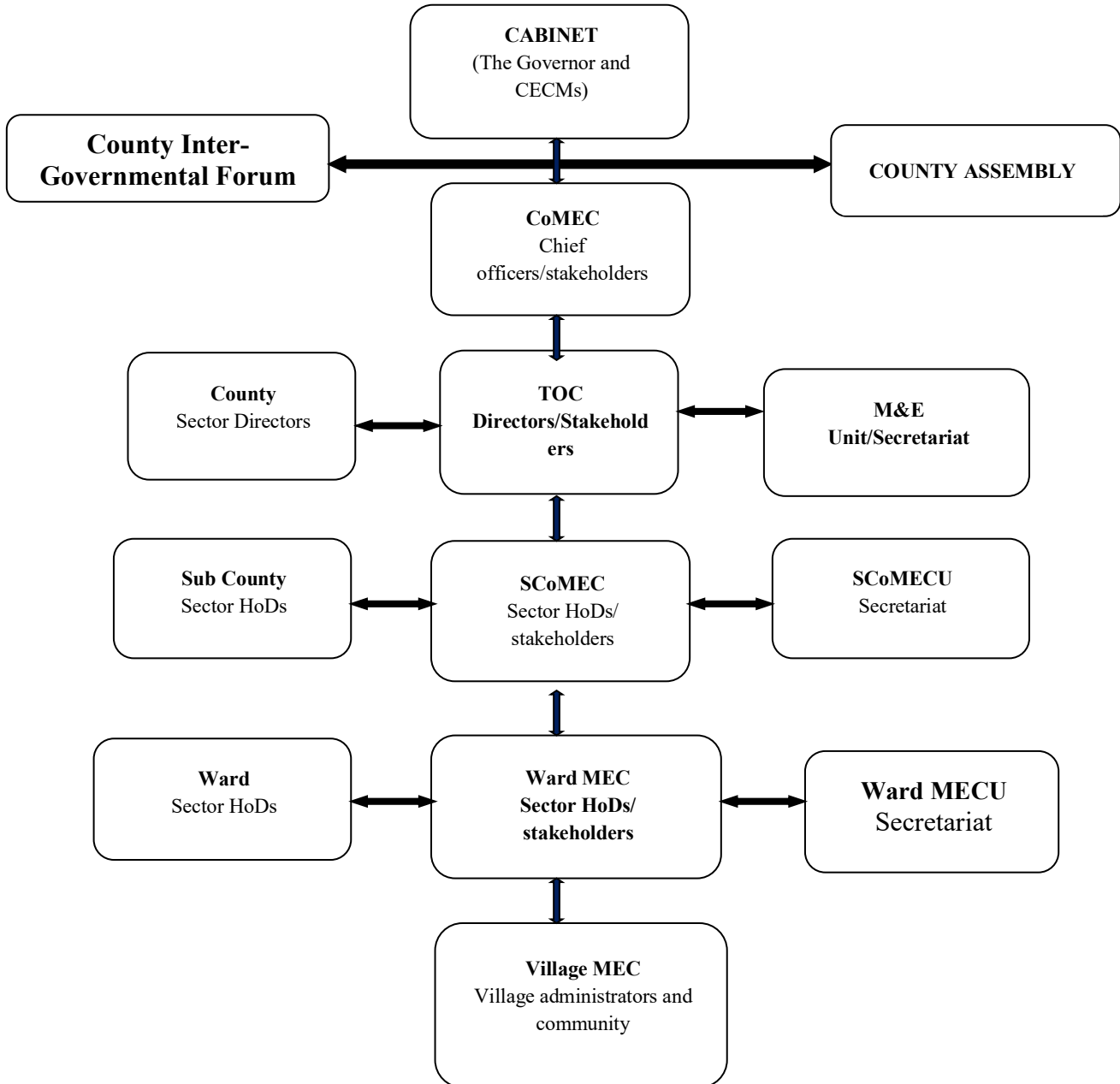
The Unit is headed by the director in County Department responsible for M&E. The head is also the secretary and convener is the County M & E office.

Ward M&E committee (WMEC)

The committee is chaired by the Ward Administrator and the secretary is the officer in charge of planning at the Sub-county level or his/her representative. The convener is the Ward Administrator. The membership comprises of the ward heads of Departments and the Committee is in charge of coordinating M & E activities.



Figure 5: County M&E organogram



6.4 M&E Capacity Building

Capacity building is a cyclical process, whereby people reflect on actions, knowledge and experience, and as a result reframe their perceptions of their original experience or strategy, leading to new actions or strategies. Learning therefore happens before, during and after programmes implementation. The M&E directorate shall therefore, initiate and facilitate development of a learning strategy in the county



as a component of the envisaged M&E system.

6.5 M&E Outcome Indicators

The sector outcome indicators for the CIDP III as well as the mid-term and end term targets for the period are presented in the Table 6.1.

Table 6.0.1 M&E Outcome Indicators

Programme	Outcome	Outcome Indicator (s)	Baseline (2022)	Mid Term Target (2025)	End Term Target (2027)	Reporting Responsibility
Sector: Agriculture, Rural and Urban Development Sector						
Crop Production	Increased crop production	Total maize yield (Bags)	4,887,750	5,462,625	6,037,500	Agriculture, Livestock, Fisheries and Cooperative Development
		Total coffee yield (tonnes)	749	780	850	Agriculture, Livestock, Fisheries and Cooperative Development
		Total Tea yield (Tonnes)	8100	8500	9,000	Agriculture, Livestock, Fisheries and Cooperative Development
		Total Banana yield (Tonnes)	6639	7302	8,000	Agriculture, Livestock, Fisheries and Cooperative Development
		Total Macadamia Yield (Tonnes)	3000	3300	4,000	Agriculture, Livestock, Fisheries and Cooperative Development
		Total Avocado Yield (Tonnes)	6500	6800	7150	Agriculture, Livestock, Fisheries and Cooperative Development
		Total Tomato yield (tonnes)	19625	29500	22500	Agriculture, Livestock,



Programme	Outcome	Outcome Indicator (s)	Baseline (2022)	Mid Term Target (2025)	End Term Target (2027)	Reporting Responsibility
						Fisheries and Cooperative Development
		Total export vegetable yield (tonnes)	2500	3750	3000	Agriculture, Livestock, Fisheries and Cooperative Development
Livestock Production	Increased livestock production	Milk production (litres)	184,633,044	193,864,696	201,619,284	Agriculture, Livestock, Fisheries and Cooperative Development
		crates of eggs produced	795,344	835,111	876,867	Agriculture, Livestock, Fisheries and Cooperative Development
		Quantity of beef produced in kgs	4,215,720	4,384,349	4,559,723	Agriculture, Livestock, Fisheries and Cooperative Development
		Quantity of poultry meat produced in kg	551,439	579,011	607,961	Agriculture, Livestock, Fisheries and Cooperative Development
		Quantity of chevon produced in Kgs	73,745	76,695	79,763	Agriculture, Livestock, Fisheries and Cooperative Development
		Quantity of pork produced in Kgs	291,655	303,321	315,454	Agriculture, Livestock, Fisheries and Cooperative Development
		Quantity of mutton produced in Kgs	3,548,758	3,690,708	3,838,337	Agriculture, Livestock, Fisheries and Cooperative Development



Programme	Outcome	Outcome Indicator (s)	Baseline (2022)	Mid Term Target (2025)	End Term Target (2027)	Reporting Responsibility
		Honey production in tonnes	166,210	172,858	179,773	Agriculture, Livestock, Fisheries and Cooperative Development
Fish production	Increased fish production	Total aquaculture production (kgs)	1652	1899.8	2089.78	Agriculture, Livestock, Fisheries and Cooperative Development
		Total dam production (kgs)	6240	7176	7893.6	
		Total ornamental production –by private farmer	166460	191429	210571.9	
Co-operative Development and Management	Strengthened cooperative movements	Cooperative turnover	871,192,813	1.5B	2B	Agriculture, Livestock, Fisheries and Cooperative Development
		Proportion of cooperative that submit statutory documents	80	91	98	Agriculture, Livestock, Fisheries and Cooperative Development
		Proportion of compliant cooperatives	16	55	90	Agriculture, Livestock, Fisheries and Cooperative Development
Land use planning and urban development	Improved land use planning and urban development	Number of urban plans approved				Physical planning, land and urban development
Housing and urban development	Improved access to decent and affordable housing	Number of affordable housing units developed	0	38	75	Lands, physical planning, Housing & urban development
Sector: Health						
Preventive and Promotive Health services	Increased access to quality Promotive and	Malaria prevalence rate	16%	10%	6%	Health & Sanitation department/Partners
		TB Prevalence rate	NR			Health & Sanitation



Programme	Outcome	Outcome Indicator (s)	Baseline (2022)	Mid Term Target (2025)	End Term Target (2027)	Reporting Responsibility
	Preventive health care services					department/Partners
		TB Success Rate	80%	90%	95%	Health & Sanitation department/Partners
		TB Notification/100,000 population	96	150	200	Health & Sanitation department/Partners
		Proportion of patients screened for NCDs(Cancer Diabetes, High Blood Pressure and Cervical cancer)	Proportion of patients screened for NCDs(Cancer Diabetes, High Blood Pressure and Cervical cancer)	30%	50%	Health & Sanitation department/Partners
		HIV Prevalence rate	3.5%	2.8%	2.0%	Health & Sanitation department/Partners
		% of children provided with Vitamin A coverage	99.2%	100%	100%	Health & Sanitation department/Partners
		% of stunting in children	21%	14%	7%	Health & Sanitation department/Partners
		Infant mortality rate	31.6/1000 live births	20/1000	10/1000	Health & Sanitation department/Partners
		Maternal mortality rate	287/100,000 live births	200/100000	100/100000	Health & Sanitation department/Partners
		% skilled deliveries	68.5%	80%	95%	Health & Sanitation department/Partners
		Under one Child immunization coverage (%)	74.6%	85%	95%	Health & Sanitation department/Partners
		Women of reproductive age screened for cancer	4.6%	25%	50%	Health & Sanitation



Programme	Outcome	Outcome Indicator (s)	Baseline (2022)	Mid Term Target (2025)	End Term Target (2027)	Reporting Responsibility
		(%)				department/Partners
		% of WRA receiving family planning commodities	46.9%	60%	80%	Health & Sanitation department/Partners
Curative and Rehabilitative Health Services	improved access and curative and rehabilitative health services	Outpatient utilization rate	1.4 per person per year	2	3	Health & Sanitation department/Partners
		Proportion of vulnerable population covered by NHIF	26%	40%	50%	Health & Sanitation department/Partners
Health administration, management and support services	Enhanced Health administration, management and support services	Doctors per 10,000 population	0.47	3	5	Health & Sanitation department/Partners
		Nurses per 10,000 population	5.7	11	20	Health & Sanitation department/Partners
		Average distance to nearest health facility (KMs)	8	5	5	Health & Sanitation department/Partners
		Proportion of facilities without stock outs of tracer health products	0%	100%	100%	Health & Sanitation department/Partners
Sector: Energy and Infrastructure						
Road and Transport	Improved road and transport network	Kms of roads upgraded to bitumen standards	3.87	3.15	6.15	Department of public works, Transport and energy
		Kms of road graded and graveled	1395	540	1020	Department of public works, Transport and energy
	Improved Non-Motorized transport	Km of NMT constructed				Department of public works, Transport and energy
Energy Services	Improved access to energy services	Number of market centres installed with high mast lights				Department of public works, Transport and energy



Programme	Outcome	Outcome Indicator (s)	Baseline (2022)	Mid Term Target (2025)	End Term Target (2027)	Reporting Responsibility
Sector: Water , Environment and Natural resources						
Water access	Increased access to portable water	% of HHs with access to clean water	94,450	132,465	153,450	Water, Environment & Climate change
		% of Urban Household with access to clean water	10,680	48,650	58,500	Water, Environment & Climate change
		% of Rural household with access to clean water	54,520	41,315	44,700	Water, Environment & Climate change
		% of households connected to piped water	29,250	42,500	50,250	Water, Environment & Climate change
	Enhanced access to sewerage services	% of households with access to sewerage services.	5,648	6,500	7,500	Water, Environment & Climate change
Environmental conservation and management	Enhanced environmental conservation and management	% of households with access to Solid waste management services	60	70	80	Water, Environment & Climate change
		Forest cover (%)	11.8	12.4	13.3	Water, Environment & Climate change
		Acreage of wetlands /riparian protected and conserved		50	80	Water, Environment & Climate change
		Proportion of Household uptake of clean and green energy	69.4	75	80	Water, Environment & Climate change
Sector: Education						
Early Childhood education	Improved access to quality ECD education	Gross enrolment rate	40,438	45,000	60,000	Education and Training
		Gross enrolment rate for girls	19,877	22,000	28,000	Education and Training
		Gross enrolment rate For boys	20,561	23,000	32,000	Education and Training
		Net enrolment rate	40,438	45,000	60,000	Education and Training
		Retention rate for boys	88%	95%	100%	Education and Training
		Retention rate for girls	87.9%	95%	100%	Education and Training
		Transition rate to	100%	100%	100%	Education and Training



Programme	Outcome	Outcome Indicator (s)	Baseline (2022)	Mid Term Target (2025)	End Term Target (2027)	Reporting Responsibility
		primary school				
		Teacher :pupil ratio	1:58	1:55	1:40	Education and Training
Vocational Training education	Improved access to VTC education	Gross enrolment rate for male	4%	4%	4%	Education and Training
		Gross enrolment rate for female	2.667%	2.667%	2.667%	Education and Training
		Instructor: student ratio	1:25	1:20	1:15	Education and Training
		Completion rate	65%	75%	80%	Education and Training
Sector: General Economic and Commercial Affairs Sector						
Trade and industrial Development	Improved trade and industrial development	No. of business permits issued	14,280	14,500	15,200	Trade and Industry
		No of cottage industries established	0	25	125	Trade and Industry
		No of new businesses registered	100	220	700	Trade and Industry
Sector: Social Protection, Culture and Recreation						
Social Protection	Enhanced access to social protection services	Amount of Funds disbursed to support vulnerable groups	109M	50M	100M	Gender, Youth, Sports, Culture & Tourism
		No. of vulnerable persons supported with cash transfers	32,500	3,125	3,125	Gender, Youth Sports, Culture & Tourism
		Number of vulnerable people supported with assistive devices	104	80	100	Gender, Youth, Sports, Culture & Tourism
Sports Development	Enhanced sports development	Number of persons participating in competitive in national and international competition	75	90	115	Gender, Youth, Sports, Culture & Tourism
		No. of youths involved in sporting activities	10,425	600	500	Gender, Youth, Sports, Culture & Tourism
Culture preservation and Promotion	Enhanced culture and heritage preservation	No. of annual cultural events held		2	5	Gender, Youth, Sports, Culture & Tourism
Youth Empowerme	Enhanced access to	No. of youth groups supported/ facilitated	60	45	150	Gender, Youth, Sports, Culture & Tourism



Programme	Outcome	Outcome Indicator (s)	Baseline (2022)	Mid Term Target (2025)	End Term Target (2027)	Reporting Responsibility	
nt	youth empowerment opportunities						
Tourism Development and promotion	Enhanced tourism development	No. of hotel bed night				Gender, Youth, Sports, Culture & Tourism	
		No. of tourist arrival				Gender, Youth, Sports, Culture & Tourism	
Sector: Public Administration and Inter Governmental Relations (PAIR)							
Public service delivery	Improved public service delivery	Customer satisfaction index				Public service Management	
		Employee satisfaction index				PSM/CPSB	
Disaster management	Strengthened disaster preparedness and management	Risk Mitigation interventions implemented				Public service Management	
Legislation, oversight and representation	Enhanced legislation, oversight and representation	Proportion of bills received and processed				County Assembly	
Public finance management	Strengthened public finance management	Amount of own source revenue collected (Kshs.)	379,991,105.00	505,768,160.76	673,177,421.96	County Revenue department	
		Ratio of own source revenue to total spending				County Budget office	
		Budget absorption rate	Recurrent	69.4	100	100	County Budget office
			Development	56.8	100	100	
		Wage bill as % of Recurrent expenditure					County Budget office
		Rate of AGPO to compliance (%)	90	100	100	County Supply Chain management	
Number of unqualified audit opinion	0	3	5	County Audit department			
Economic	Improved	Number of statutory	5	11	14	Economic	



Programme	Outcome	Outcome Indicator (s)	Baseline (2022)	Mid Term Target (2025)	End Term Target (2027)	Reporting Responsibility
planning, monitoring and evaluation	public policy formulation, planning, and M&E	planning documents prepared				planning
		Number of C-APR reports prepared	2	2	5	Economic planning
		Mid-term review report prepared	1	1	1	Economic planning
		End term review report	0	1	2	Economic planning
		County statistical abstract report prepared	0	2	5	Economic Planning
		% Implementation of CIDP	40	50	100	Economic planning
		Percentage of projects uploaded in the M&E system	0	100	100	Economic planning

6.6 Data collection, Analysis, and Reporting

To strengthen M&E reporting, the county will develop the third generation CIDP reporting indicators handbook with realistic targets for outputs and outcomes. This will inform data collection, analysis and reporting on implementation progress. Data will be collected using a range of methods namely: standard reporting template, questionnaire, focus group discussions, transect walks and citizen engagement forums among others. To ensure real time reporting the county will develop an electronic M&E system and GIS lab.

Reporting is important as it provides feedback on the implementation of various projects and programmes and whether the set objectives have been achieved or are on course. The County will prepare quarterly and annual Monitoring and Evaluation reports that will present achievements, challenges and lessons learnt. Issues requiring policy interventions will be submitted to the County Executive Committee for action.



6.8 Dissemination, Feedback Mechanism, Citizen Engagement and Learning

The County monitoring and evaluation unit will ensure that M&E reports are disseminated to stakeholders through various platforms. The unit shall use information centers, properly accredited non-state actors, social media, county government website, public participation fora's, and community social gatherings through community leaders. The unit will prepare popular versions of M&E reports and avail them to the public through the e-CIMES.

6.9 Evaluation Plan

The CIDP will be subjected to two internal Evaluations, namely the Mid-Term Evaluation and the end Term Evaluation. The mid Term evaluation will seek to assess the extent to which implementation of the plan has met its implementation objectives mid-way (2026). The purpose of the end Term Evaluation of the plan, to be undertaken at the end of June 2028, will focus on four key aspects:

- a) Effectiveness (Impact): The extent to which the implementation of activities met the stated objectives and strategies.
- b) Lessons Learnt: Document lessons learnt.
- c) Feedback: Disseminate lessons learnt, best practices, achievements, challenges faced.
- d) Recommendations: To inform preparation of CIDP IV

Further, the County will undertake selected projects evaluations as per the evaluation plan presented in Table 6.2.



Table 6.2 Evaluation Plan

	Policy/ Programme/ Project	Evaluation Title (specify the type)	Outcome(s)	Use of the Evaluation Findings	Commissioning Agency/ Partners	Anticipated Evaluation start date	Anticipated Evaluation end date	Evaluation Budget (Kshs./Millions)	Source of Funding
1	CIDP	Midterm Review of the Third Generation CIDP	Improved implementation of the CIDP	Improve implementation of CIDP.	CECM Finance & Econ Planning	June 2025	Sept 2025	5	CGTN
2	CIDP	End term Review of the Third Generation CIDP	knowledge for the implementation of future CIDPs	Improve implementation of 4 th gen CIDP.	CECM Finance & Econ Planning	June 2028	September 2028	5	CGTN
3	Agriculture, Livestock and Fisheries programs	Impact evaluation of Crop Diversification	Increased crop & livestock production and productivity	Improve agricultural production and value addition	CECM Agriculture, irrigation, Live stock and Fisheries	June 2028	September 2028	5	CGTN/Development partners
4	Health Sector Programs	Rapid Evaluation of the Health Sector program	Increased access to health Services	Improve the delivery of health services	CECM Health	June 2028	September 2028	5	CGTN/Development partners



ANNEX 1: COUNTY FACT SHEET

Information Category		County Statistics (as at 2022)	National Statistics (as at 2022)
County Area:			
Total area (Km ²)		2495.6Km ²	582,646 Km ²
Non-arable land (Km ²)		514.6 Km ²	
Tree cover		37831.22ha (15.16%)	7180000ha (12.13%)
Arable land (Km ²)		1980 KM ²	5,800,000 Ha (10.19%)
Size of Gazetted forests (Ha)		45600ha	1,001,000(indigenous)
Size of non-Gazetted forests (Ha)		252.53ha	2,600,000ha
Approximate forest cover (%)		32,854.77ha (13.6%)	5,226,191.79ha (8.83%)
Tree cover per capita(msq/person)		382.0	1,507.58
Forest cover per capita(msq/person)		331.75	1,097.26
Water mass (Km ²)		0	11,230km ²
No. of rivers, lakes and wetlands protected		2435	
Total urban areas (Km ²)		543	
Number of urban areas		300	
Number of planned urban areas		25	
Number of surveyed urban area		16	
% titled land		60	
No. of quarry sites rehabilitated		3	
No. of climate change adaptation projects/programmes		8	
Ecological condition		3	
TOPOGRAPHY AND CLIMATE			
Lowest altitude(meters)		1660	0
Highest (Metres)		4299	5,197
Temperature range:	High	29.2	30.3
	Low	11.2	18.3
Rainfall	High(mm)	1700	2,000
	Low(mm)	900	250
Average relative humidity (%)		67	58%.
Wind speed (Kilometres per hour/knots)		66.79Km/h or 36.06Knots	15 kph (9 mph)
DEMOGRAPHIC PROFILES			
Total population		1,049,448	47,564,296
Total Male population		522,244	23,548,056
Total Female population		527,203	24,014,716
Total intersex Population		28	1,524
Sex ratio (Male: Female)		1:1	1:1
Projected Population	Mid of plan period (2025)	1,108,221	59,032,161
	End of plan period (2027)	1,144,374	63,439,227
Infant population (<1year)	Female	13,096	615,543
	Male	13,315	615,520
	Inter-sex	-	42
	Total	26,411	1,231,105
Population under five	Female	71,558	3,327,403
	Male	72,776	3,349,211
	Inter-sex	-	172



	Total	144,334	6,676,786
Pre- Primary School population (3-5) years	Female	45,858	2,072,212
	Male	47,040	2,100,127
	Inter-sex	-	105
	Total	92,898	4,172,444
Primary school age group (6-13) years	Female	130,522	5,595,068
	Male	131,131	5,667,365
	Inter-sex	-	297
	Total	261,653	11,262,730
Secondary school age group (14 -17) years	Female	101,065	2,498,828
	Male	104,443	2,607,294
	Inter-sex	-	146
	Total	205,508	5,106,268
School Going Population as per CBC Curriculum			
Pre-Primary School population (3- 5) years	Female	45,858	2,072,212
	Male	47,040	2,100,127
	Inter-sex	-	105
	Total	92,897	4,172,444
Primary school age group (6-12) Years	Female	113481	4,894,744
	Male	114065	4,959,775
	Inter-sex	-	265
	Total	227546	9,854,784
Junior Secondary School age group (13 -15) years	Female	48779	2,006,927
	Male	49512	2,072,016
	Inter-sex	-	114
	Total	98290	4,079,057
Senior Secondary School age group (16 -18) years	Female	40020	1,701,380
	Male	41998	1,772,786
	Inter-sex	-	91
	Total	82,018	3,474,258
Youthful population (15-29) years	Female	157,627	7,741,606
	Male	151,634	7,395,603
	Inter-sex	-	568
	Total	309,261	15,137,777
Women of reproductive age (15 - 49) years		265,434	13,474,050
Labour force (15-64) years	Female	315,531	15,331,438
	Male	312,936	14,915,142
	Inter-sex	-	1,080
	Total	628,465	30,247,660
Aged population (65+)	Female	20,541	1,163,144
	Male	17,649	920,619
	Inter-sex	-	58



	Total	38,290	2,379,857
Population aged below 15years		469937	21,988,320
Eligible Voting Population As at 1st April 2022	Name of Constituency		
	1.Kwanza	75,839	
	2. Endeless	50,688	
	3. Cherangany	91,830	
	4. Saboti	87,384	
	5; Kiminini	93,240	
	Total County	398,981	
No. of Urban (Market) Centres with population>2,000			
Urban population (By Urban Centre)			
Kitale	Female	90,960	
	Male	89,704	
	Intersex	-	
	Total	180,664	
Kiminini	Female	9,559	
	Male	8,890	
	Intersex	-	
	Total	18,449	
Rural population	Female	457,849	
	Male	446,294	
	Total	904,143	
Population Density (persons per km2) by Sub-county	Saboti	634	
	Cherangany	406	
	Kwanza	488	
	Endebess	184	
	Kiminini	737	
Incidence of landlessness (%)			
Percentage of farmers with title deeds (%)			
Mean holding size (in Acres)		2.7	
Labour force by sector (No.)	Agriculture: Male	55,090	1748000
	Female	56,656	1624000
	Intersex	-	-
	Rural self- employment:	64,966	6,625,973
	Male		
	Female	66,812	7,247,112
	Intersex	-	339
	Urban self- employment:	22,323	
	Male		
	Female	14,882	
	Intersex		
	Wage employment:	40,492	
	Male		
Female	39,373		
Intersex			
Unemployment levels (%)	Male	3.9	5.4
	Female	3.5	5.1
	Intersex	-	0



	Total	7.4	10.5
Total number of households		55,763	12,143,913
Average household size		4.9	3.9
Female headed households (%)		5	
Child headed households (%)		3	
Children with special needs	Male		106,093
	Female		88,802
	Intersex		-
	Total		194,895
Children in labour (No)	Male		
	Female		
	Intersex	-	
	Total	19 (Cases)	436 (Cases)
Number of PWDs	Visual	6009	333520
	Hearing	2727	153,361
	Speech	1399	111,355
	Physical	2272	385,416
	Mental	3549	212,797
	Albinism	211	-
	Other	0	0
	Total	15,956	1,196,449
Orphans and Vulnerable children (OVCs) (No.)	6641	379,000 (Households)	
Number of street Families	273	43,009	
Orphanages (No.)	29	101	
Rescue centres (No.)	7		
Gender Protection Units (No.)	1		
Correction/rehabilitation facilities (No.)	1	67	
Social protection-cash Transfer to older persons (70+) beneficiaries	12,000	523,000	
POVERTY INDICATORS (Source: KIBHS 2015/16)			
Absolute poverty (%)		34.1	36.1
Rural poor (%)			40.1
Hard core (Extreme poverty)		9.7	8.6
Food poverty (%)		33.3	32
Contribution to National Poverty (%)		2.2	
HEALTH			
Five most common diseases (in order of prevalence) under 5 years	Upper Respiratory Tract Infections		Upper Respiratory Tract Infections
	Malaria		Diarrhea with some dehydration
	Diseases of the skin		Disease of the skin
	Lower Respiratory Tract Infections		Malaria
	Pneumonia		Lower Respiratory Tract Infections
Five most common diseases (in order of prevalence) over 5 years	Upper Respiratory Tract Infections		Upper Respiratory Tract Infections
	Malaria		Malaria
	Pneumonia		Disease of the skin
	Other Lower Respiratory tract infections		Lower Respiratory Tract Infections



		Urinary Tract Infections	Arthritis, Joint pains etc.
Infant Mortality Rate (IMR)/1000		34 (KDHS 2014)	39 (KDHS 2014) 32.6 GBDS 2017
Neo-Natal Mortality Rate (NNMR)/1000		(Regional data not provided in KDHS)	21 (KDHS, 2022)
Maternal Mortality Rate (MMR/100,000)		69/100,000(KHIS July 2021-July 2022)	362 KDHS 2014, 257.6 (GBDS 2017)
Post Neo-Natal Mortality Rate (PNNMR)/1000		(Regional data not provided in KDHS)	11 (KDHS 2022)
Child Mortality Rate (CMR)/1000		(Regional data not provided in KDHS)	9 (KDHS 2022)
Under Five Mortality Rate(U5MR)/1000		51.1 (KPHC, 2019)	52 (KPHC, 2019)
Prevalence of stunting (Height for Age)		21% (KDHS,2022)	18% (KDHS, 2022)
Prevalence of wasting (Weight for Height)		(Regional data not provided in KDHS)	5% (KDHS, 2022)
Prevalence of underweight (Weight for Age)		5.5% (KHIS July 2021-June 2022)	11.2% (KDHS 2014)
Life expectancy	Male		63(GHO)
	Female		68(GHO)
HIV prevalence (%)		3.5 (NASCOPE Estimates)	4.3 (NASCOPE)
Patients on ARVs (No.)		18,130 (KHIS, June 2022)	1,294,567 (KHIS, June 2022)
Average Distance to Health facility(km)		1 km (urban) 5 kms (Rural)	
Antenatal Care (ANC) (%) Is t ANC		1st ANC 86.3. 4th ANC- 43.2 (KHIS July 2021-June 2022)	1st ANC 91.7% 4th ANC 52.8% (KHIS July 2021-June 2022)
Health Facility Deliveries (%)		67.7 (KHIS July 2021-June 2022)	79.5 (KHIS July 2021-June 2022)
Registered traditional herbalist sand medicine-men (No.)			
Contraceptive use by women of reproductive age (15-49 yrs.) (%)		44.5 (KHIS July 2021-June 2022)	36.8 (KHIS July 2021-June 2022)
Immunization coverage (%)		80 (KHIS July 2021-June 2022)	82.9 (KHIS July 2021-June 2022)
CHVs (No.)		1,950	
Crude Birth-rate		(Regional data not provided in KDHS)	27.7 per 1000 live births
Crude death rate		8.9 per 1000 live births (KPHC,2019)	10.5 per 1000 live births (KDHS, 2019)
Health Facilities (No.)			
Hospitals	By Sub-county		
	Kiminini	6	
	Saboti	4	
	Endebess	2	
	Cherangany	2	
	Kwanza	1	
	Total	15	
Health Centres	Kiminini	6	
	Saboti	4	



	Endebess	1	
	Cherangany	7	
	Kwanza	4	
	Total	22	
Dispensaries	Kiminini	24	
	Saboti	31	
	Endebess	14	
	Cherangany	27	
	Kwanza	28	
	Total	124	
Private Clinics	Kiminini	10	
	Saboti	16	
	Endebess	2	
	Cherangany	11	
	Kwanza	12	
	Total	51	
Nursing Homes	Kiminini	1	
	Saboti	1	
	Endebess	0	
	Cherangany	0	
	Kwanza	0	
	Total	2	
Maternity Bed capacity	Kiminini	73	
	Saboti	36	
	Endebess	35	
	Cherangany	17	
	Kwanza	8	
	Total	169	
Youth friendly centres	Kiminini	3	
	Saboti	0	
	Endebess	0	
	Cherangany	0	
	Kwanza	0	
	Total	3	
Health Facility Bed Capacity	Kiminini	330	
	Saboti	178	
	Endebess	74	
	Cherangany	64	
	Kwanza	27	
	Total	673	
ICU Beds	Kiminini	5	
	Saboti	3	
	Endebess	0	
	Cherangany	0	
	Kwanza	0	
	Total	8	
	Kiminini	5	
	Saboti	5	
	Endebess	2	
	Cherangany	3	
	Kwanza	2	



	Total	17	
Doctor/patient ratio	Trans-Nzoia	1/11,363	
	Kiminini	1/7,407	
	Saboti	1/43,478	
	Endebess	1/29,412	
	Cherangany	1/35,714	
	Kwanza	1/10,753	
Nurse/patient ratio	Trans-Nzoia	1/1739	
	Kiminini	1/906	
	Saboti	1/1,904	
	Endebess	1/2,433	
	Cherangany	1/2,533	
	Kwanza	1/3,597	
Clinical Officers	Trans-Nzoia	1/7,194	
	Kiminini	1/4,629	
	Saboti	1/4,149	
	Endebess	1/9,901	
	Cherangany	1/12,500	
	Kwanza	1/23,810	
Laboratory Technicians	Trans-Nzoia	1/7,463	
	Kiminini	1/4,386	
	Saboti	1/5,376	
	Endebess	1/10,870	
	Cherangany	1/12,195	
	Kwanza	1/20,000	
AGRICULTURE, LIVESTOCK & FISHERIES			
Crop Farming			
Average farm size (Small-scale) (acres)		2.0	
Average farm size (Largescale)(acres)		55	
Main Crops Produced			
Food crops (list)			
Maize	105,110	1,484,843	
Beans	52,418	2,135,714	
Irish Potatoes	1,410	214,600	
Sorghum	298	77,377	
Finger Millet	533	125,429	
Wheat	760	134,070	
Sweet Potatoes	180	21,654	
Tomatoes	785	29,629	
Cabbages	624	31,420	
Kales	924	37,837	
Cassava	25	61,201	
Cash crops(list)			
Maize	105,110	1,484,843	
Tomatoes	785	29,629	
Cabbages	624	37,837	
Kales	924	37,837	
Bananas	668	67,738	
Avocado	640	25,677	
Macadamia	214	6,029	
Cut flowers	120	615	



Tea		669	157,720
Coffee		2,700	119,617
Sugarcane		8,606	200,500
Total acreage under food crops (acres)		394,217	
Total acreage under cash crops (acres)		304,735	
Main storage facilities (Maize cribs, store and warehouses)		42,249	
Extension officer farmer ratio		1:2,333	
Livestock Farming			
Number of livestock	Dairy Cattle	209,628	5,017,991
	Beef Cattle	8,470	16,182,356
	Goats	43,770	33,681,559
	Sheep	155,974	24,801,605
	Camel	-	4,427,881
	Donkey	6,490	1,393,628
	Poultry	1,175,755	58,736,035
	Others	40,270	
Number of Ranches		0	
Extension officer farmer ratio		1:11000	
Irrigation Infrastructure			
Irrigation schemes	Small(<5Acres)	0	
	Large (>5Acres)	0	
Type of Livestock, Population and Value			
Dairy cattle	Quantity (Total Population)	209,628	15,017,991
	Value (Kshs.)	14,673,960,000	
Beef cattle	Quantity (Total Population)	8,470	16,182,356
	Value (Kshs.)	338,8000,000	
Goat	Quantity (Total Population)	43,770	33,681,559
	Value (Kshs.)	218,850,000	
Sheep	Quantity (Total Population)	155,974,24,801,605	
	Value (Kshs.)	623,896,000	
Camel	Quantity (Total Population)	0	
	Value (Kshs.)	0	
Livestock Products and their Value (Annual)			
Milk	Quantity (kg.)	184,633,044	4,640,864,389
	Value (Kshs.)	7,385,321,760	236,744,350,282
Beef	Quantity (Kgs)	1,446,720	250,606,504
	Value (Kshs.)	651,024,000	115,145,083,586
Mutton	Quantity (Kgs)	332,720	50,842,168
	Value (Kshs.)	166,360,000	26,309,931,758
Chicken meat	Quantity (Kgs)	22,338	89,450,125
	Value (Kshs.)	16,753,500	44,644,211,606
Honey	Quantity (Kg.)	166,210	17,265,068
	Value (Kshs.)	83,105,000	13,528,939,434
Hides	Quantity (kg.)	87,311	4,595,522
	Value (Kshs.)	3,651,287	624,699,020



Eggs	Quantity (Trays)	795,344	240,854,186
	Value (Kshs.)	238,603,200	91,081,430,603
FISHERIES			
Fish traders (No.)		264	
Fish farm families (No.)		1781	
Fish ponds (No.)		2161	
Fish Tanks (No.)		0	
Area of fishponds (m2)		639,829	
Main species of fish catch (list with tonnage)		Tilapia	
		Catfish	
		Trout	
Fishing nets (No.)		9	
No. of fish landing sites		0	
No. of Beach Management Units		0	
OIL AND MINERAL RESOURCES			
Mineral and Oil potential			
Ongoing mining and extraction activities (Quarry, sand harvesting, cement etc.)		Quarry, Sand harvesting	
FORESTRY			
No. of gazette forests		6	
No. of non-gazetted forests		5	
No. of community forests		1	
Main forest products (Timber, fuel and poles)		Timber, poles, wood fuel, logs, fruits, medicinal herbs, resins, local craft	
Forestry products' value chain development		Eco tourism, Craft for furniture and hand tools, briquettes, seedlings production, honey, silk worms and bamboo products	
Incidences of environmental threats (Loss of biodiversity, drought, floods, Forest fires, Deforestation)		Forest fires, floods, Loss of biodiversity due to poaching, drought, deforestation, pests and diseases. Landslides/mud slides, invasive species, overgrazing, encroachment, squatter's invasion. Over abstraction of water, soil erosion, pollution.	
No. of people engaged in forestry		130,000	
No. of people benefiting from forest indirectly		1,000,000	
Seedling production	Forest Nurseries (No. of seedlings)	7,000,000 (CGTN-4,500,000; KFS-2,500,000)	
	Private Nurseries (No. of seedlings)	3,000,000(45 Tree nurseries)	
No. of community forest association established		8	
Quantity of timber produced(m ³)		120,000,000 (for 5 yrs.)	
Park and recreation sites	Government	1 (Kitale museum)	
	Private	2 (Lunar park & Kitale Club)	
Arboretum	Government	0	
	Private	1(Kitale Nature conservancy)	



EDUCATION AND TRAINING		
Pre-Primary School		
No. of ECDE centres		434
No. of ECDE teachers		761
Teacher/pupil ratio		1:58
Total Enrolment	Girls	22607
	Boys	14312
Average years of attendance(years)		2
Total		44327
Private ECDE		
NO. of ECDE centers		462
No. of ECDE teachers		764
Teacher/pupil Ratio		1:37
Total enrolment	Girls	13690
	Boys	14312
	Total	28002
Primary Schools		
Number of primary schools		384
Number of teachers		4742
Teacher/pupil ratio		1:50
Total enrolment	Boys	120510
	Girls	117152
	Total	237662
Private primary schools		
No. of primary schools		218
No. of teachers		2596
Teacher/pupil ratio		1:16
Total enrolment	Boys	19650
	Girls	19728
	Total	39378
Dropout rate %		
Enrolment rate %		
Retention rate %		
Proportion of community nearest to public primary school	0 – 1Km	
	1.1– 4.9Km	
	5Km and more	
Special Needs Schools		
Number of Special Needs Schools		16
No. of Integrated Schools		5
Number of teachers		549
Teacher/pupil ratio		1:38
Total enrolment	Boys	330
	Girls	300
Dropout rate %		8
Enrolment rate %		94
Retention rate %		86
Public Secondary Schools		
Number of secondary schools		241
Number of teachers		2924
Teacher/student ratio		1:37
Total enrolment	Boys	53230



	Girls	53745	
	Total	106975	
Dropout rate %		5	
Enrolment rate %		94	
Retention rate %		83	
Proportion of community nearest to public secondary school	0 – 1Km	20	
	1.1– 4.9Km	43	
	5Kmand more	53	
Vocational Training Centres	No.	32	
	Enrolment	3200	506109
	Attendance	3200	506109
	No of VTC instructors	156	
	Instructor to Leaner ratio	1:21	
Tertiary Education (accredited public and private)	No. of TVETS	31	
	No. of universities	2	
	Enrolment (desegregate by sex)	Male-7201 Female-5592	Male-268,755 Female-202,204
	Attendance	12793	470,983
Adult Literacy	Number of adult literacy Centres	38	
	Enrolment	1764	18,750
	Attendance	1058	18,750
Literacy rate (%)	Male	81	84.6
	Female	77	81.2
	Total	79	82.9
Ability to read	Can read (%)	81	
	Cannot read (%)	19	
Ability to write	Can write (%)	57	
	Cannot write (%)	32	
Ability to read and write	Can read and write (%)	45	
	Cannot read and write (%)	21	
Percentage of schools with access to:	Electricity	0.26% (primary sub-sector)	
	Internet	60%	
	Computers	80% (laptop for primary school and at least one computer per secondary school)	
TOURISM AND WILDLIFE			
Hotels by category (No.)	Five stars	0	40
	Four-star	0	67
	Three stars	0	122
	Two stars	0	145
	One star	0	274
	Unclassified	84	7332
Hotel bed capacity by category (No.)	Five stars	0	1600
	Four-star	0	2031



	Three stars	0	2350
	Two stars	0	2056
	One star	0	1963
	Unclassified	2099	12500
Animal Types((No.)	Elephants	325	36,280
	Buffalos	469	4499
	Lion	2	2489
	Leopards	10	
	Zebra	82	3000
	Sitatunga	65	475
	Water bucks	108	543
	Bush bucks	54	1289
	Monkeys colobus	40	120
	Dayaks	30	249
Number of Wildlife Conservation Areas (No.)	Game parks	2	24
	Reserves	0	15
	Conservancies	1	20
	Game ranches	0	37
Number of tourists visiting attraction sites, annually (No.)	Domestic	42, 000	2,500,000
	Foreign	8,000	670,000
Museums(list)			
Heritage and Cultural sites (No.)			
Social Amenities			
Talent Academies (No.)	2		
Community sports grounds	4		
Sports stadia (No.)	1		
Libraries/information documentation centres (No.)	1		
Social halls/Recreation Centres (No)	1		
Public Parks (No)	1		
Active county sport federation	13		
Sports team in the Kenya Premier league	1		
Sports team in the national super league	1		
Sports in Div1	1		
FINANCIAL SERVICES			
Number of co-operative societies	345		25,050
Active cooperative societies (No.)	269		5262
Dormant cooperatives societies (No.)	100		19788
Collapsed Cooperatives (No.)	24		-
Total Registered Membership (No.)	3456		14,000,000
Commercial banks (No.)	18		46
Micro-finance Institutions (No.)	40		
Mobile money agents (No.)	924		
Village Savings and Loan Associations (No.)	0		
COMMUNITY ORGANIZATIONS/NON-STATE ACTORS			
Public Benefits Organizations (PBOs)	NGOs	34	4,194
	CBOs	255	
	FBOs	345	
	FBOs		
	Special interest groups		
	Self Help Groups	4,195	
	Women Groups	2,425	



	Youth Groups	1,428	
BLUE ECONOMY			
Total Area under marine protection		0	
Total area of marine reserves		0	
Private water sports e.g. swimming pools		10	
Government water sports		0	
ENVIRONMENTAL MANAGEMENT			
Volume of solid waste generated: Daily/Annual		Daily 204 tonnes	
Volume of solid waste collected & Disposed: Daily/Annual		80 tonnes	
Proportion of waste recycled		10% (private)	
No. of Material Recovery Facilities		0	
No. of Waste Management Facilities		4	
WATER AND SANITATION			
Households with access to piped water (No.)		51640	
Households with access to portable water (No.)		88865	
Permanent rivers (No.)		4	
Shallow wells (No.)		25	
Protected springs (No.)		544	
Un-protected springs (No.)		25	
Water pans (No.)		30	
Dams (No.)		65	
Boreholes (No.)		38	
Distribution of Households by Main Source of water (%)	Piped into dwelling	5.3%	10.1
	Piped	7.4%	14.1
	Rain/harvested	0.8%	3.9
	Borehole	16.3%	9.9
	Protected well	22.7%	7
	Protected spring	15.5%	7.1
	Unprotected well	2.9%	2.6
	Unprotected spring	2.5%	2.4
	Stream	15%	16.8
	Water Vendor	2.7%	8.5
	Dam	0.3%	3.3
Pond	1%	1.6	
Lake	0		
Water supply schemes (No.)			
Average distance to nearest water point(km)		1.2	
Households distribution by time taken (minutes, one way) to fetch drinking water:	0	0	
	1-4	32	
	5-14	3	
	15-29	5	
	30-59	12	
	60+	4	
No. of Water Resource User Associations (WRUA) Established		14	
Households with latrines	Flush toilet	1.4	
	VIP Latrine	13.4	
	Uncovered Pit Latrine	13.8	
	Bucket	0.4	
	None	0	



Community distribution by type of waste/garbage disposal(percent):	Collected by local Authority	14	
	Collected by Private firm	2	
	Garbage pit	5	
	Burning	43	
	Public garbage heap	4	
	Farm Garden	35	
	Neighbor hood Community group	2	
ENERGY			
Households with electricity connection (prop.)		27%	
% of trading centres connected with electricity		30.7	
HHs distribution by main cooking fuel	Electricity	0.4%	0.9%
	Gas (LPG)	6.4%	23.9%
	Biogas	0.5%	0.5%
	Solar	0.4%	0.2%
	Paraffin	4.9%	7.8%
	Firewood	65.8%	55.1%
	Charcoal	17.7%	11.6%
HHs distribution by main lighting fuel	Electricity	30.7%	50.4%
	Gas (LPG)	3%	0.2%
	Biogas	11.1%	0
	Solar	5%	19.3%
	Paraffin	19.3%	6.6%
	Tin lamp	29.1%	9.6%
	Fuel wood	38.9%	2.9%
HOUSING			
Type of Housing	Permanent (%)	24	
	Semi-permanent (%)	43	
Roofing material	Iron Sheets (%)	94	80.3
	Grass thatched (%)	2.3	5.1
	Tiles (%)	0.6	1
Housing wall	Bricks (%)	0.6	10.2
	Mason stones (%)	1.0	16.5
	Mud (%)	0.9	27.5
Floor type	Cement (%)	0.6	43.7
	Earthen (%)	1.0	30
	Clay (%)	1.0	13
INFRASTRUCTURE			
Road Length		4060	160886
Bitumen surface(km)		282.4	
Gravel surface(km)		201.2	
Earth surface (km)		2164	
Railway line(km)		23	
Railway stations (No.)		1	
Major bus parks (No.)		1	
Lorry parks (No.)		0	
Operational Airports (No.)		0	8
Operational Airstrips (No.)		1	9
Floodlights/streetlights (No.)			



Telecommunication	12	
Number of telephone connections	25	
% of county covered by CDMA wireless		
Mobile network coverage (%)	40.4	47.3
Proportion of population with internet/broadband Connectivity	16.9	22.6
Private couriers (No.)	12	
Post Offices (No.)	3	
Licensed stamp vendors (No.)	0	
TRADE AND INDUSTRY		
Trading centres(with>2000population) (No.)	3	
Registered retail traders (No.)	13581	
Registered wholesale traders (No.)	3892	
Jua kali Associations (No.)	362	
Major industries (No.)	67	
Micro, Small and Medium Enterprise (No.) (MSME survey basic report of 2016)	168,000	
No of Market Stalls	4750	
FIRE AND DISASTER MANAGEMENT		
Fire engines (No)	4	
Fire stations (No)	1	
Firefighters (No)	28	
Ambulance (No)	0	
Fire hydrants	180	



ANNEX 2: PROPOSED PROJECTS BY WARD

1. Agriculture, Irrigation, Livestock and Fisheries capital Projects

Project Name	Location	Ward	Objectives	Description of Activities	Targets	Time Frame	Estimated cost	Source of funds	Implementation agency
Grain stores	Endebess, Kwanza, Saboti, Cherangani and Kiminini	Endebess, Kwanza, Saboti, Cherangani and Nabiswa	To improve post-harvest management		5	2023-2024	97	CGTN/ Development Partners	Agriculture dept
Potato cold storage Facility	Gitwamba	Saboti	To improve post-harvest management		1	2023-2026	25	CGTN/ Development Partners	Agriculture dept
Milling plant	Kitale Town, Endebess	Matisi, Matumbi	To promote Value addition		2	2023-2026	100	CGTN/ Development Partner	Agriculture dept
Agricultural Training College (ATC)		Kwanza	To promote dissemination of technologies to farmers		1	2023-2027	150	CGTN/ Development Partner	Agriculture dept
Irrigation system	Endebess, Kwanza, Saboti, Cherangani and Kiminini	Chepchoina, Keiyo, Kwanza, Cherangany-suwerwa, Motosiet, Waitaluk, Sikhendu, Kinyoro, Saboti	To increase Water harvesting for crop production	Rehabilitation of dams	10 dams rehabilitated	2023-2027	200	CGTN/ Development Partner	Agriculture dept
Agricultural machinery and Equipment	AMS station/Sub county headquarters	Matisi	To enhance access to mechanization at subsidized cost		10 Tractors 15 Ploughs, tiller, harrows and planters 8 Balers, rakes mowers, forage choppers	2023-2027	98	CGTN	Agriculture dept
Heavy agriculture	AMS station	Matisi				2023-2027		CGTN	114



1 machinery									
Workshop and parking	AMS station	Matisi			1	2023-2027		CGTN	24.5
Office Block construction	County headquarters Veterinary, Kwanza, Endeless, Saboti	Matisi Kwanza Chepchoina Saboti	To improve working environment		4	2023-2027	60	CGTN	Agriculture dept
Fish cold storage facility	Kitale AMS compound	Matisi	To improve post-harvest management		1	2023/2027	15m	CGTN	Fisheries directorate
Fish hatchery	Kitale Medium prison	Matisi	To promote production of quality fingerlings		1	2023/2026	10m	CGTN	Fisheries directorate
Rehabilitation of dips	Perkera Velos Tulon Chepkaos	MOTOSI ET	To enhance disease control and management		4	2023/2027	2M	CGTN	Agriculture dept

2. Kitale Municipal Board

Project Name	Location	Ward	Objectives	Description of Activities	Targets	Estimated Costs	Time Frame	Source of funds	Implementation agency
Urban physical planning and land use in Kitale Municipality									
Parking spaces	Kipsongo Road interchange, Main stage, Railways Next to Municipal Yard Next to County Assembly	Matisi	To enhance traffic management	Construction of integrated Multi-level; car parking facilities (2 pieces of land acquired) –(0.6ha next to Municipal Yard)	5	15	2025/26-27/28	CGTN/National Govt/Development partners	Kitale Municipality Board
	Lions Centre Section 6 Forest Round-about	Bidii Hospital	To enhance traffic management	Construction of integrated Multi-level; car parking (0.96 ha) next to	4	15	2026/27	CGTN	Kitale Municipality Board



			ment	County Assembly					
	Sirende	Sirende	To enhance traffic management	Construction of integrated Multi-level; car parking		15	2027/28	CGTN	Kitale Municipality Board
Affordable Housing	prisons land	Matisi		Construction of low cost housing to pave way for the redevelopment of Shauri Moyo and Bondeni		100	2025/26	CGTN	Kitale Municipality Board
Municipal Infrastructure Development									
Road maintenance	Milimani	Hospital	To improve accessibility within the municipality	Milimani Assorted Roads (2Km)	2KM	85	2023/24-27/28	CGTN/ Development Partner	Kitale Municipality Board
	Kibomet road	Hospital Ward	To improve accessibility within the municipality	Kibomet Assorted roads (2Km)	2KM	85	2023/24-27/28	CGTN/ Development Partner	Kitale Municipality Board
	Bidii road	Bidii	To improve accessibility within the municipality	Bidii Assorted Roads (2.5km)	2.5KM	85	2023/24-27/28	CGTN/ Development Partner	Kitale Municipality Board
	St. John Matisi road	Matisi	To improve accessibility within the municipality	St. John Matisi Roads (1.5Km)	1.5KM	15	2024/2025	CGTN/ Development Partner	Kitale Municipality Board
	Kipsongo – Matisi road	Matisi	To improve accessibility within the municipality	Kipsongo –Matisi Road (1.5Km)	1.5KM	15	2025/2026	CGTN/ Development Partner	Kitale Municipality Board
	Makunga road	Kwanza Ward	To improve accessibility within	Makunga Assorted roads (1.5km)	1.5KM	15	2023/24-2027/28	CGTN/ Development Partners	Kitale Municipality Board



			the municipality						
	Kibomet road	Hospital Ward	To improve accessibility within the municipality	Kibomet Assorted roads (1.5Km)	1.5KM	15	2023/24-27/28	CGTN/ Development Partner	Kitale Municipality Board
	Lessos- airport road	Bidii Ward	To improve accessibility within the municipality	Lessos Airport road (1 Km)	1 KM	15	2026-2027	CGTN/ Development Partners	Kitale Municipality Board
High Mast Lighting	Deep sea/Kitale/Endebess road	Bidii ward	To enhance security and increase hours of business	Deep sea – Ktl – Endebess High mast lighting	1	2	2023-2024	CGTN/ Development Partners	Kitale Municipality Board
	Bidii center	Bidii	To enhance security and increase hours of business	Bidii center- High mast lighting	1	2	2023-2024	CGTN/ Development Partner	Kitale Municipality Board
	Hilltop junction	Bidii Ward	To enhance security and increase hours of business	Hilltop junction high mast Lighting	1	2	2023-2024	CGTN/ Development Partner	Kitale Municipality Board
	Pompo Primary center	Bidii Ward	To enhance security and increase hours of business	Pompo primary centre high mast Lighting	1	2	2024-2025	CGTN/ Development Partners	Kitale Municipality Board
	DC-Ktl-Referral road	Hospital Ward	To enhance security and increase hours of business	DC-Ktl-Referral road high mast Lighting	1	2	2024-2025	CGTN/ Development Partners	Kitale Municipality Board
	Aturkan-ctl-Kapenguria road	Hospital Ward	To enhance security	Aturkan-ctl-Kapenguria road high mast	1	2	2024-2025	CGTN/ Development Partners	Kitale Municipality Board



		Bidii Ward	and increase hours of business	Lighting					
	Ndura resort-ktl-kapenguria road	Bidii Ward	To enhance security and increase hours of business	Ndura resort-ktl-kapenguria road high mast Lighting	1	2	2024-2025	CGTN/ Development Partners	Kitale Municipality Board
	Milimani Mashara	Hospital Ward	To enhance security and increase hours of business	Milimani Mashara	1	2	2024-2025	CGTN/ Development Partners	Kitale Municipality Board
	Norek centre ktl –mile-nane Hospital Ward	Hospital Ward	To enhance security and increase hours of business	Norek centre ktl – mile-nane high mast Lighting	1	2	2025-2026	CGTN/ Development Partners	Kitale Municipality Board
	Mitume center	Tuwan Ward	To Enhance Urban security and Increase Business Working Hours within Kitale Municipality	Mitume centre high mast Lighting	1	2	2025-2026	CGTN/ Development Partners	Kitale Municipality Board
	Swara resort ktl-Endebess road	Bidii	To Enhance Urban security and Increase Business Working Hours within Kitale Municipality	Swara resort ktl- endebess road high mast Lighting	1	2	2025-2026	CGTN/ Development Partner/PPP	Kitale Municipality Board
	Mukunga/Kapenguria	Kwanza Ward	To enhance security and increase hours of business	Makunga centre ktl-kapenguria road high mast Lighting	1	2	2026-2027	CGTN/ Development Partners	Kitale Municipality Board



	Lavington/Referral	Hospital Ward	To enhance security and increase hours of business	Lavington centre –Referral hospital high mast Lighting	1 floodlight mast	2	2026-2027	CGTN/ Development Partners	Kitale Municipality Board
	Kwa Mayor/Kapenguria	Hospital Ward Bidii Ward	To enhance security and increase hours of business	Kwa Mayor ktl-Kapenguria road high mast Lighting	1 floodlight mast	2	2026-2027	CGTN/ Development Partners	Kitale Municipality Board
	Namawanga/Kapenguria	Bidii Ward	To enhance security and increase hours of business	Namawanga ktl-Kapenguria road high mast Lighting	1 floodlight mast	2	2027-2028	CGTN/ Development Partners	Kitale Municipality Board
	St. Mary's Kitale/Kapenguria	Bidii Ward	To enhance security and increase hours of business	St. Mary's ktl-Kapenguria road high mast Lighting	1	2	2027-2028	CGTN/ Development Partners	Kitale Municipality Board
	Sinendet	Hospital Ward	To enhance security and increase hours of business	Sinendet centre – high mast Lighting	1	2	2027-2028	CGTN/ Development Partners	Kitale Municipality Board
Municipal Markets	Matisi Market Kibomet Market Railways market	Matisi Ward Hospital Ward	To promote trade development in the municipality	Acquire 8 acres of land to construct retail and wholesale market, second hand clothes (mitumba) market, and a business center (stalls and small enterprises) on as section of railways land		100	2024/25-27/28	CGTN/ Development Partners	Kitale Municipality Board
Advertisement services	Kitale CBD	Matisi Ward	To increase revenue generation	LED screen advertisement screen installed and operationalized	1	20	2023/24-27/28	CGTN/ Development Partners	Kitale Municipality Board
Footbridge, Footpaths, Drainage and Culvert maintenance	Kitale CBD/Matisi Laini Moja-prisons land (to connect to the town center, near main bus park and Machinjoni area)	Matisi Ward Tuwan Ward Hospital Ward	To improve accessibility	Construction of (6) Footpaths, footbridge-pedestrian boulevards, drainage (9.5Km) and culverts maintained		75	2023/24-27/28	CGTN/ Development Partners	Kitale Municipality Board



	Tuwan Hospital								
Fire station maintenance	Hospital ward Kitale CBD	Hospital Ward Matisi Ward	To enhance response to fire and other emergencies	1 Fire station constructed at the Ward and current one equipped with 7 fire hydrants/renovated	Assorted	50	2024-2025	CGTN/Development Partners	Kitale Municipality Board
Provision of stadium and sporting facilities	Matisi	Matisi Ward	To promote sports development	1	1	100	2024-2025	CGTN/Development Partners	Kitale Municipality Board
Water, Environment, sanitation and Solid Waste Management									
Water projects	Kitale CBD Rafiki/ Airstrip area Machinjoni Namanjalala Kibomet Naisambu Bikeke	Matisi Kinyoro Sirende Hospital Tuwan Kinyoro	To increase access to clean and safe water	Expansion of waste supply facilities Extension of (8Km) piped water supply to 2000 households within the municipality Expansion of the(1) treatment works Drilling of boreholes in high groundwater potential areas, (33) households covered by sewer lines (5) Boreholes sunk Construction of new sewer treatment plants	Sewer lines, boreholes, water supply network	150	2023/24-27/28	CGTN/Development Partners	Kitale Municipality Board
Solid waste management	ADC farm	Matisi	To improve solid waste management	Landfill sanitary-acquisition of land (10ha) and construction of solid waste treatment plant within the proposed industrial zone at ADC farm	1 landfill	100	2025-2026	CGTN/Development Partners	Kitale Municipality Board
Sanitation	Mitume	Prime locations in (parking areas)	To improve hygiene and sanitation	Public sanitation blocks constructed	5 sanitation blocks	25	2023/24-27/28	CGTN/Development Partners	Kitale Municipality Board



		and Municipal markets	n						
Waste Management Equipment	Kitale CBD Tuwan Kibomet Sirende Center	Kitale CBD Matisi Ward Hospital Ward Sirende Ward	To enhance waste collection and management	Solid Waste Transportation Equipment (2 Modern Compressors/com-pactors) and 1 skip truck ,(bulk bins and receptacles and Skips	3 utility vehicles 16 skip bins 90 receptacles	100	2023/24-27/28	CGTN/ Development Partners	Kitale Municipality Board
Health and Sanitation									
Health Facilities	Prisons farm Rafiki Sirende Bikeke Kibomet	Matisi Kinyoro Sirende Hospital Tuwan	To improve access to quality healthcare	Construction of Health centers	5 Health centres	100	2023/24-27/28	CGTN/ Development Partner/PPP	Kitale Municipality Board
	Kibomet	Hospital Ward Matisi Ward	To improve access to quality healthcare	Expansion of the existing cemetery (4ha) Rehabilitation of the Christian Cemetery	1 cemetery site	15	2023/24-27/28	CGTN/ Development Partner/PPP	Kitale Municipality Board

3. Health and Sanitation capital projects

Project Name	Project Location	Ward	Objectives	Description of activities	Targets	Cost (Kshs - Millions)	Time Frame	Source of funds	Implementation agency
Trans Nzoia County Teaching and Referral Hospital	Kitale	Matisi	To enhance access to specialised health care	Operationalise Specialised units (Medical, surgical, A&E theatre and laboratory, Maternity unit and 2 theatres, Ophthalmology Unit and ophthalmological theatre unit, Pediatric Unit, Dental Unit and dental	7		2023/24-2027/28	CGTN	Health and sanitation Dept



Project Name	Project Location	Ward	Objectives	Description of activities	Targets	Cost (Kshs . Millions)	Time Frame	Source of funds	Implementation agency
				theatre and Rehabilitative unit.					
Tom Mboya Mother-Child Hospital.	Kitale	Tuwan	To improve access to maternal Health care	Construction and equipping Mother and Child Hospital	1	148	2023/24	CGTN/K DSP	Health and sanitation Dept
Kitale County Hospital	Kitale	Hospital	To enhance functionality of biomedical calibration equipment	Bio-Medical calibration unit completion	1	60	2023/24-2027/28	CGTN	Health and sanitation Dept
Cherangany Sub-County Hospital	Kachibora	Cherangany/S uerwa	To access to quality health	Completion of hospital upgrade	1	26	2023/24	CGTN/French Government	Health and sanitation Dept
Matunda SC Hospital Upgrade/Moder nization	Matunda	Kiminini	To improve health care provision	Rehabilitation/ upgrade of administrative unit, medical and surgical wards, rehabilitative unit, theatre unit and laundry unit, maternity unit.	1	75	2023/24-2026	CGTN	Health and sanitation Dept
Mt.Elgon Hospital	Hospital		To improve health care provision	Cabro-pavement, Generator & wiring, Laundry Block and Kitchen– Laundry Machine, Drier, Press, General Ward upgrade, 4 High mast Security Lights Solar water pump, x-ray	1	75	2023/24-2027/28		Health and sanitation Dept



Project Name	Project Location	Ward	Objectives	Description of activities	Targets	Cost (Kshs . Millions)	Time Frame	Source of funds	Implementation agency
				unit renovations and equipment.					
Tulwet Sub-County Hospital:	Tulwet	Waitaluk	To improve health care provision	Maternity Block and Theatre, Administrative Unit, Medical and Surgical ward, 4 Staff Houses, Overhead water Tank, Solar Pump and Solar Power Back-up.	1	75	2023/24-2027/28		Health and sanitation Dept
Kapsara Hospital:	Kapsara	Makutano	To improve health care provision	administrative unit, medical and surgical wards, rehabilitative unit, theatre, and laundry unit., maternity unit	1	75	2023/24-2027/28		Health and sanitation Dept
Endebess SC Hospital:	Endebess	Endebess	To improve health care provision	Administrative unit, medical and surgical wards, rehabilitative unit, theatre, and laundry unit, Solar Power Back-up.	1	75	2023/24-2027/28		Health and sanitation Dept
Saboti SC Hospital:	Saboti	Saboti	To improve health care provision	Administrative unit, medical and surgical wards, rehabilitative unit, theatre, and laundry unit, Borehole, Overhead water Tank, Solar Pump and Solar Power Back-up	1	75	2023/24-2027/28		Health and sanitation Dept
Kwanza SC Hospital:	Centre Kwanza	Kwanza	To improve health care provision	administrative unit, medical and surgical wards, rehabilitative unit, theatre and laundry unit, and	1	75	2023/24-2027/28		Health and sanitation Dept



Project Name	Project Location	Ward	Objectives	Description of activities	Targets	Cost (Kshs . Millions)	Time Frame	Source of funds	Implementation agency
				maternity unit, Borehole, Overhead water Tank, Solar Pump and Solar Power Back-up					
Kapkoi H/Centre	Kapkoi	Keiyo	To provide basic health services and improve skilled delivery	Maternity completion, Laboratory Block, Fencing, and 1 Staff House unit, Borehole and Overhead Water Tank with solar water pump, solar power back-up.	1	6	2023/24	CGTN	Health and sanitation Dept
Nyakoigwana			To provide basic health services	Dispensary: OPD Block and 3 Staff House unit, Fencing and Gate, Septic Tank, Solar power Backup, Borehole and Overhead Water Tank.	1	6	2023/24	CGTN	Health and sanitation Dept
Kaisagat H/Centre	Kaisagat	Kwanza	To provide basic health services	Completion of ward, General renovation, Overhead Water Tank with solar water pump, solar power back-up.	1	6	2023/24	CGTN	Health and sanitation Dept
Sarura Dispensary	Sarura	Kwanza	To improve access to basic health services	OPD Block, 1 Staff House, Fencing and Gate, Septic, 1 Staff Toilet Block, Solar Backup,	1	6	2023/24	CGTN	Health and sanitation Dept
Goseta Dispensary:	Goseta	Kwanza	To improve access to basic health services	Laboratory Block, 2 staff House Unit. Overhead water Tank, solar water	1		2023/24	CGTN	Health and sanitation Dept



Project Name	Project Location	Ward	Objectives	Description of activities	Targets	Cost (Kshs . Millions)	Time Frame	Source of funds	Implementation agency
				pump and solar backup.					
Nabeki Dispensary:	Chepchoina	Chepchoina	To improve access to basic health services	OPD Block,1 Staff Toilet Block and 1 Patient Toilet Block, Fencing, Ash-Placenta-Rubbish-Pit, 2 Staff House Units and Septic Tank, Borehole, Overhead Water Tank with solar water pump, solar power back-up	1		2023/24	CGTN	Health and sanitation Dept
Lukhome H/C	Lukhome	Machewa	To provide basic health services and improve skilled delivery	Lukhome H/Centre – Maternity unit completion, renovation of facility, Borehole completion, Overhead Water Tank with solar water pump, solar power back-up	1		2023/24	CGTN	Health and sanitation Dept
Machewa	Machewa	Machewa	To provide basic health services	1 Staff House unit, Borehole and Overhead Water Tank, Fencing.	1		2023/24	CGTN	Health and sanitation Dept
Bonde	Bonde	Waitaluk	To provide basic health services	1 Staff House unit, Borehole and Overhead Water Tank, Fencing.	1		2023/24	CGTN	Health and sanitation Dept
Sibanga Dispensary	Sibanga	Sitatunga	To provide basic health services	OPD block with Septic Tank, 1 Staff Toilet Block and 1 Patient Toilet Block, Fencing, Ash-Placenta-Rubbish-Pit,2 Staff House	1		2024-2025	CGTN	Health and sanitation Dept



Project Name	Project Location	Ward	Objectives	Description of activities	Targets	Cost (Kshs . Millions)	Time Frame	Source of funds	Implementation agency
				Units.					
Soy mining Dispensary	Soy Mining	Keiyo	To provide basic health services	OPD Block and 1 Staff House unit.	1		2024-2025	CGTN	Health and sanitation Dept
Kapsitwet H/Centre:	Kapsitwet	Kapomboi	To provide basic health services and improve skilled delivery	Maternity Block, 1 Staff House Unit, Overhead Water Tank with solar water pump, solar power back-up	1		2024-2025	CGTN	Health and sanitation Dept
Maili Saba Dispensary	Maili saba	Sirende	improve skilled delivery	Maternity Block, Staff House.	1		2024-2025	CGTN	Health and sanitation Dept
Simatwet Dispensary:	Simatwet	Waitaluk	To provide basic health services and improve skilled delivery	Maternity Block and 2 Staff House unit, Ash-Placenta-Rubbish-Pit (3).	1		2024-2025	CGTN	Health and sanitation Dept
Bikeke Dispensary	Bikeke	Sirende	To provide basic health services	2 Staff House Units, Septic Tank, 1 staff Toilet Block, Soak Pit, Overhead Water Tank & Solar Water Pump, Fencing and Gate, Ash-Placenta-Rubbish-Pit (3).	1		2024-2025	CGTN	Health and sanitation Dept
Kiminini H/Centre:	Kiminini	Kiminini	To provide basic health services	OPD Block, 3 Staff House units, 1 Staff Toilet Block and 1 Patient Toilet Block, Fencing & Gate, Ash-Placenta-Rubbish-Pit (3), Borehole, Overhead Water Tank,	1		2025/2026	CGTN	Health and sanitation Dept



Project Name	Project Location	Ward	Objectives	Description of activities	Targets	Cost (Kshs . Millions)	Time Frame	Source of funds	Implementation agency
				and solar pump.					
Sikhendu Dispensary:	Sikhendu	Sikhendu	To provide basic health services and improve skilled delivery	OPD Block, 2 Staff House units, Ash-Placenta-Rubbish-Pit	1		2025/2026	CGTN	Health and sanitation Dept
Kapsigilai Dispensary:	Kapsigilai	Chepsiro/Kiptoror	To provide basic health services and improve skilled delivery	Maternity unit, 1 Staff Toilet Block and 1 Patient Toilet Block, Overhead Water Tank & Solar Water Pump, Solar Back up Fencing, Ash-Placenta-Rubbish-Pit, 2 Staff House unit.	1		2025/2026	CGTN	Health and sanitation Dept
Kapsirorwa Dispensary:			To provide basic health services and improve skilled delivery	OPD block, 1 Staff Toilet Block and 1 Patient Toilet Block, Fencing, Ash-Placenta-Rubbish-Pit (3), 2 Staff House Units.	1		2025/2026	CGTN	Health and sanitation Dept
Nzoia H/Centre:	Nzoia	Kaplamai	To provide basic health services and improve skilled delivery	Maternity Block, renovation of staff house, 1 new staff house, 1 Staff Toilet Block and 1 Patient Toilet Block, Fencing, Ash-Placenta-Rubbish-Pit (3), Fencing.	1		2025/2026	CGTN	Health and sanitation Dept
Kaplamai H/Centre:	Kaplamai	Kaplamai	To provide basic health	Maternity Block, Laboratory Block	1		2025/2026	CGTN	Health and sanitation Dept



Project Name	Project Location	Ward	Objectives	Description of activities	Targets	Cost (Kshs - Millions)	Time Frame	Source of funds	Implementation agency
			services and improve skilled delivery	completion, 1 Staff Toilet Block and 1 Patient Toilet Block, Ash-Placenta-Rubbish-Pit (3), 2 Staff House Units, Overhead Water Tank & Solar Water Pump, Solar Back up					
Wiyeta H/Centre:	Wiyeta	Sinyereri	To provide basic health services and improve skilled delivery	Renovation and expansion of ward, 2 Staff House Units, 1 Staff Toilet Block and 1 Patient Toilet Block, Fencing, Ash-Placenta-Rubbish-Pit (3), 2 Staff House Units.	1		2026-2027	CGTN	Health and sanitation Dept
Kabolet H/Centre:	Kabolet	Sinyereri	To provide basic health services and improve skilled delivery	3 Staff House Units, 1 Staff Toilet Block, Ash-Placenta-Rubbish-Pit (3), Solar-Backup.	1		2026-2027	CGTN	Health and sanitation Dept
Sitatunga H/Centre	Sitatunga	Sitatunga	To provide basic health services and improve skilled delivery	Maternity Block completion, 2 staff house unit, 1 Staff Toilet Block and 1 Patient Toilet Block, Fencing, Ash-Placenta-Rubbish-Pit (3). Overhead Water Tank, Solar Water Pump and Solar Back-up.	1		2026-2027	CGTN	Health and sanitation Dept
Chemichemi Dispensary:	Chemichemi	Machewa	To provide basic	Maternity Block, completion of	1		2026-2027	CGTN	Health and sanitation Dept



Project Name	Project Location	Ward	Objectives	Description of activities	Targets	Cost (Kshs . Millions)	Time Frame	Source of funds	Implementation agency
			health services and improve skilled delivery	Staff House, 1 new Staff House Block, Laboratory, Fencing and Landscaping, Ash-Placenta-Rubbish-Pit (3), Solar-Backup.					
Gitwamba H/Centre:	Gitwamba	Saboti	To provide basic health services and improve skilled delivery	Borehole, Overhead Water Tank, Solar Water pump, Solar Back-Up, Renovation of facility and Staff House.	1		2026-2027	CGTN	Health and sanitation Dept
GK Farm Prison Dispensary:	Farm Prison	Matisi	To provide basic health services and improve skilled delivery	Maternity Block, Solar Power Back-up, General renovations, Ash-Placenta-Rubbish-Pit (3), Overhead Water Tank, Solar Water pump, Solar Back-Up	1		2027/28	CGTN	Health and sanitation Dept
Nasianda Dispensary	Nasianda	Kinyoro	To provide basic health services and improve skilled delivery	New ward, 2 staff house unit, 1 Staff Toilet Block and 1 Patient Toilet Block, Fencing, Ash-Placenta-Rubbish-Pit (3). Overhead Water Tank, Solar Water Pump and Solar power Back-up, Septic Tank.	1		2027/28	CGTN	Health and sanitation Dept
Lunyu Dispensary:	Zea	Kapomboi	To provide basic health services and improve skilled	Maternity Unit, Overhead Water Tank, Solar Water Pump and Solar Power Back-up, Septic Tank, 2	1		2027/28	CGTN	Health and sanitation Dept



Project Name	Project Location	Ward	Objectives	Description of activities	Targets	Cost (Kshs . Millions)	Time Frame	Source of funds	Implementation agency
			delivery	staff House Unit, Fencing and Gate.					
Berur Dispensary:	Berur	Kinyoro	To provide basic health services and improve skilled delivery	Completion of OPD Block Ash-Placenta-Rubbish-Pit (3). Septic TANK, Borehole, Overhead Water Tank, Solar Water Pump and Solar Back-up, Septic Tank, Fencing & Gate, 2 staff House unit, Fencing and Gate.	1		2027/28	CGTN	Health and sanitation Dept
Kirita Farm Dispensary –			To provide basic health services and improve skilled delivery	OPD Block, Overhead Water Tank, Solar Water Pump and Solar Back-up, Septic Tank, Fencing, 2 staff House. Fencing, Ash-Placenta-Rubbish-Pit (3).	1		2027/28	CGTN	Health and sanitation Dept
Aruba Dispensary:	Aruba	Sinyereri	To provide basic health services and improve skilled delivery	OPD Block, Overhead Water Tank, Solar Water Pump and Solar Power Back-up, Septic Tank, Fencing, 2 staff House. Fencing, Ash-Placenta-Rubbish-Pit (3).	1		2027/28	CGTN	Health and sanitation Dept
Kibomet Dispensary	Kibomet	Hospital	To provide basic health services	OPD Block, Borehole, Overhead Water Tank, Solar Water	1		2027/28	CGTN	Health and sanitation Dept



Project Name	Project Location	Ward	Objectives	Description of activities	Targets	Cost (Kshs - Millions)	Time Frame	Source of funds	Implementation agency
			and improve skilled delivery	Pump and Solar Power, Back-up, Septic Tank, Fencing, 2 staff House Unit, Fencing, Ash-Placenta-Rubbish-Pit (3), Fencing and Gate.					
Namgoi and Kibagenge dispensary	Namgoi and Kibagenge	Waitaluk	To provide basic health services and improve skilled delivery	Purchase of land and construction of the dispensary	1	2	2023-2027	CGTN	Health and sanitation Dept
Twiga maternity wing	Twiga	Chepchoina	To provide basic health services and improve skilled delivery	Construction of twiga maternity wing	1	3	2023-2027	CGTN	Health and sanitation Dept
Kitum Maternity wing	Kitum Dispensary	Endebess	To provide basic health services and improve skilled delivery	Construction of kitum maternity wing	1	5	2023-2027	CGTN	Health and sanitation Dept
Khalwenge and Kitum incinerator	Khalwenge and Kitum Dispensary	Endebess	To provide basic health services and improve skilled delivery	Construction of Khalwenge and Kitum Dispensary incinerators	2	300,000	2023-2027	CGTN	Health and sanitation Dept
Khalwenge burning chambers	Khalwenge Dispensary	Endebess	To provide basic health services and improve skilled delivery	Construction of Khalwenge burning chambers	1	200,000	2023-2027	CGTN	Health and sanitation Dept



Project Name	Project Location	Ward	Objectives	Description of activities	Targets	Cost (Kshs . Millions)	Time Frame	Source of funds	Implementation agency
Fencing of Cheptantan dispensary	Cheptantan Dispensary	Endebess	To provide basic health services and improve skilled delivery	Fencing of the dispensary with Chain link and putting up a gate	1	850,000	2023-2027	CGTN	Health and sanitation Dept
Completion of bwake dispensary	Bwake dispensary	Makutano	To provide basic health services and improve skilled delivery	Completion of building works	1	1	2023-2027	CGTN	Health and sanitation Dept
St. Emmanuel Dispensary	St. Emmanuel	Kapomboi	To provide basic health services and improve skilled delivery	Construction of St. Emmanuel dispensary	1	2	2023-2027	CGTN	Health and sanitation Dept

4. Public works, Transport and Energy Capital projects

Project Name	Ward	Objectives	Targets / Expected output	Description of activities (Key output)	Cost	Time Frame	Source of funds	Implementation agency
Kisiwani junction Sokoboret – Birur-Kalaah- Cheptumbelia Road	Kinyoro Ward	To Improve Quality of Road and Accessibility within the County	8.6Km	Routine Maintenance	12.9M	2023-2027	CGTN/ Development Partners	Public Works, Transport and Energy
Kisawai Market-Sodom-Murno	Kinyoro Ward	To Improve Quality of Road and Accessibility within the County	5.1Km	Routine Maintenance	7.65M	2023-2027	CGTN/ Development Partners	Public Works, Transport and Energy
Timothy Simasi Mwisho Farm	Kinyoro Ward	To Improve Quality of Road and Accessibility	2.4Km	Routine Maintenance	3.6M	2023-2027	CGTN/ Development Partners	Public Works, Transport and Energy



		ty within the County						
Bonden Market	Kinyoro Ward	To Improve Quality of Road and Accessibility within the County	2.5Km	Routine Maintenance	3.75M	2023-2027	CGTN/ Development Partners	Public Works, Transport and Energy
Makhele Junction	Kinyoro Ward	To Improve Quality of Road and Accessibility within the County		Routine Maintenance		2023-2027	CGTN/ Development Partners	Public Works, Transport and Energy
Marambachi Market- Preparatory School – Chief Ndiema	Kinyoro Ward	To Improve Quality of Road and Accessibility within the County	2.0Km	Routine Maintenance	3M	2023-2027	CGTN/ Development Partners	Public Works, Transport and Energy
Bonden Mrket- Bondeni Dispensary	Kinyoro Ward	To Improve Quality of Road and Accessibility within the County	2.4Km	Routine Maintenance	3.6M	2023-2027	CGTN/ Development Partners	Public Works, Transport and Energy
Wesakulila-Bukembe Bondeni Dispensary	Kinyoro Ward	To Improve Quality of Road and Accessibility within the County	3.1Km	Routine Maintenance	4.65M	2023-2027	CGTN/ Development Partners	Public Works, Transport and Energy
Bonden Market- Panacol Primary School	Kinyoro Ward	To Improve Quality of Road and Accessibility within the County	0.7Km	Routine Maintenance	1.05M	2023-2027	CGTN/ Development Partners	Public Works, Transport and Energy
Birunda Market- Sango Dispensary- Marambachi Center	Kinyoro Ward	To Improve Quality of Road and Accessibility within the County	4.3Km	Routine Maintenance	6.45M	2023-2027	CGTN/ Development Partners	Public Works, Transport and Energy
A1(Kitale-Webuye road)-Kalro County Commissioner’s-office Kitale(Including Kitale club, County Refferal, Kitale School research loop)	Matisi Ward	To Improve Quality of Road and Accessibility within the County	6.7Km	Upgrading to Bitumen standard	300M	2023-2027	CGTN/ Development Partners	Public Works, Transport and Energy
Naisambu-Bikeke-Machungwa-(Eldoret-Kitale)	Matisi Ward	To Improve Quality of Road and	6.0Km	Upgrading to Bitumen standard	300M	2023-2027	CGTN/ Development Partners	Public Works, Transport and Energy



		Accessibility within the County						
A1-Khetias Godown-West side Hotel-Marshallah junction-late Hon. Wamalwa-Milimani primary-Total station	Sirende Ward	To Improve Quality of Road and Accessibility within the County	4.5Km	Upgrading to Bitumen standard	225M	2023-2027	CGTN/ Development Partners	Public Works, Transport and Energy
Kisumu ndogo-Tuwan Road	Tuwan Ward	To Improve Quality of Road and Accessibility within the County	2.5Km	Upgrading to Bitumen standard	125M	2023-2027	CGTN/ Development Partners	Public Works, Transport and Energy
Kiminini-Big –tree Road	Kiminini Ward	To Improve Quality of Road and Accessibility within the County	5.5Km	Upgrading to Bitumen standard	275M	2023-2027	CGTN/ Development Partners	Public Works, Transport and Energy
Gatua-Cross road JKUAT Kitale Campus	Hospital Ward	To Improve Quality of Road and Accessibility within the County	3.0Km	Upgrading to Bitumen standard	150M	2023-2027	CGTN/ Development Partners	Public Works, Transport and Energy
Kipsongo-Lukhuna Matisi road	Matisi Ward	To Improve Quality of Road and Accessibility within the County	2.8Km	Upgrading to Bitumen standard	140M	2023-2027	CGTN/ Development Partners	Public Works, Transport and Energy
Section Six- Pombo	Bidii Ward	To Improve Quality of Road and Accessibility within the County	5.5Km	Upgrading to Bitumen standard	275M	2023-2027	CGTN/ Development Partners	Public Works, Transport and Energy
Gituamba Market-Line Mawe	Saboti Ward	To Improve Quality of Road and Accessibility within the County	2.9Km	Routine Maintenance	4.35M	2023-2027	CGTN/ Development Partners	Public Works, Transport and Energy
Sukwo junction-Sukwo Primary	Saboti Ward	To Improve Quality of Road and Accessibility within the County	2.7Km	Routine Maintenance	4.05M	2023-2027	CGTN/ Development Partners	Public Works, Transport and Energy
Mengo Junction-Mengo Primary-Situni-Muroki Junction	Saboti Ward	To Improve Quality of	5.1Km	Routine Maintenance	7.65M	2023-2027	CGTN/ Development Partners	Public Works, Transport and Energy



		Road and Accessibility within the County						
Sikinwa Junction-Kipsagam Primary-Serena Mkt-Sikinwa River	Saboti Ward	To Improve Quality of Road and Accessibility within the County	6.1Km	Routine Maintenance	9.15M	2023-2027	CGTN/ Development Partners	Public Works, Transport and Energy
Sukwo Junction-Elgon Tea Factory-Teldet Junction	Saboti Ward	To Improve Quality of Road and Accessibility within the County	3.9Km	Routine Maintenance	5.85M	2023-2027	CGTN/ Development Partners	Public Works, Transport and Energy
Catholic Church Saboti-Suko Primary	Saboti Ward	To Improve Quality of Road and Accessibility within the County	2.5Km	Routine Maintenance	3.75M	2023-2027	CGTN/ Development Partners	Public Works, Transport and Energy
Koykoy Market-Legemt Junction	Saboti Ward	To Improve Quality of Road and Accessibility within the County	4,2Km	Routine Maintenance	6.3M	2023-2027	CGTN/ Development Partners	Public Works, Transport and Energy
Kikwai Junction-Koykoy Market	Saboti Ward	To Improve Quality of Road and Accessibility within the County	2.6Km	Routine Maintenance	3.9M	2023-2027	CGTN/ Development Partners	Public Works, Transport and Energy
Olekesem Market-Bondeni Secondary-Bondeni Dispensary	Machewa Ward	To Improve Quality of Road and Accessibility within the County	2.6Km	Routine Maintenance	3.9M	2023-2027	CGTN/ Development Partners	Public Works, Transport and Energy
Chebukaka Center-Chemichemi Cattle Dip Hon.Wetangula Primary-Kakunga Market	Machewa Ward	To Improve Quality of Road and Accessibility within the County	5.2Km	Routine Maintenance	7.8M	2023-2027	CGTN/ Development Partners	Public Works, Transport and Energy
Arap Letting Junction-Mwitha Market ChemiChemi Market	Machewa Ward	To Improve Quality of Road and Accessibility within the County	3.4Km	Routine Maintenance	5.1M	2023-2027	CGTN/ Development Partners	Public Works, Transport and Energy
Tondoria Junction-	Machewa	To	2.2Km	Routine	3.3M	2023-	CGTN/	Public Works,



ChemiChemi Market	Ward	Improve Quality of Road and Accessibility within the County		Maintenance		2027	Development Partners	Transport and Energy
Lukhome-Dispensary-Lukhome Primary-Mr,Namunyu	Machewa Ward	To Improve Quality of Road and Accessibility within the County	1.0Km	Routine Maintenance	1.5M	2023-2027	CGTN/ Development Partners	Public Works, Transport and Energy
Beatrice Subai-Lukosi Primary-Lukhome Mosque	Machewa Ward	To Improve Quality of Road and Accessibility within the County	1.8Km	Routine Maintenance	2.7M	2023-2027	CGTN/ Development Partners	Public Works, Transport and Energy
Rafiki Catholic Church-Mung'oma river	Matisi Ward	To Improve Quality of Road and Accessibility within the County	2.4Km	Routine Maintenance	3.6M	2023-2027	CGTN/ Development Partners	Public Works, Transport and Energy
Matisi Rural Assistant Chief's Office. St. Dorcas(Lukhuna)	Matisi Ward	To Improve Quality of Road and Accessibility within the County	2.5Km	Routine Maintenance	3.75M	2023-2027	CGTN/ Development Partners	Public Works, Transport and Energy
St. John road	Matisi Ward	To Improve Quality of Road and Accessibility within the County	1.0Km	Routine Maintenance	1.5M	2023-2027	CGTN/ Development Partners	Public Works, Transport and Energy
Kipsongo Junction-Shanti Suumbus Academy	Matisi Ward	To Improve Quality of Road and Accessibility within the County	0.8Km	Routine Maintenance	1.2M	2023-2027	CGTN/ Development Partners	Public Works, Transport and Energy
Winners Chapel Church-Main farm Prison	Matisi Ward	Public Works, Transport and Energy	0.6Km	Routine Maintenance	0.9M	2023-2027	CGTN/ Development Partners	Public Works, Transport and Energy
Mr. Akifuma-Maili Tatu Junction	Matisi Ward	To Improve Quality of Road and Accessibility within the County	1.5Km	Routine Maintenance		2023-2027	CGTN/ Development Partners	Public Works, Transport and Energy
Crane Academy Kitale Airstrip-Rafiki Point-	Matisi Ward	To Improve	3.2Km	Routine Maintenance	4.8M	2023-2027	CGTN/ Development	Public Works, Transport and



KAG Church		Quality of Road and Accessibility within the County		ce			nt Partners	Energy
County Commissioner's Office-County Referral Hospital-Dr Noah Wekesa Homestead	Matisi Ward	To Improve Quality of Road and Accessibility within the County	3.4Km	Routine Maintenance	5.1M	2023-2027	CGTN/ Development Partners	Public Works, Transport and Energy
Tuwan Primary Miti Moja	Tuwan Ward	To Improve Quality of Road and Accessibility within the County	0.8Km	Routine Maintenance	1.2M	2023-2027	CGTN/ Development Partners	Public Works, Transport and Energy
Vetinary Junction-Bondeni Market-Kitale East Kisumu Ndogo	Tuwan Ward	To Improve Quality of Road and Accessibility within the County	1.3Km	Routine Maintenance	1.95M	2023-2027	CGTN/ Development Partners	Public Works, Transport and Energy
MitiMoja-Kewa	Tuwan Ward	To Improve Quality of Road and Accessibility within the County	0.3Km	Routine Maintenance	0.45M	2023-2027	CGTN/ Development Partners	Public Works, Transport and Energy
Bondeni Market-Barabara Mpya-Matecha Usafi Estate	Tuwan Ward	To Improve Quality of Road and Accessibility within the County	0.3Km	Routine Maintenance	0.45M	2023-2027	CGTN/ Development Partners	Public Works, Transport and Energy
Bondeni Christ the King Church-Mitume Stage	Tuwan Ward	To Improve Quality of Road and Accessibility within the County	0.3Km	Routine Maintenance	0.45M	2023-2027	CGTN/ Development Partners	Public Works, Transport and Energy
Kibuswa TTI-Kiborom Dip	Chepsiro Kiptoror Ward	To Improve Quality of Road and Accessibility within the County	3Km	Routine Maintenance	4.5M	2023-2027	CGTN/ Development Partners	Public Works, Transport and Energy
Tuigoin-Kapcheplanget Border	Chepsiro Kiptoror Ward	To Improve Quality of Road and Accessibility within the County	1.6Km	Routine Maintenance	2.4M	2023-2027	CGTN/ Development Partners	Public Works, Transport and Energy
Tuigoin-emgwen	Chepsiro	To	1.3Km	Routine	1.95M	2023-	CGTN/	Public Works,



	Kiptoror Ward	Improve Quality of Road and Accessibility within the County		Maintenance		2027	Development Partners	Transport and Energy
Benon-Chepsior	Chepsiro Kiptoror Ward	To Improve Quality of Road and Accessibility within the County	1.4Km	Routine Maintenance	2.1M	2023-2027	CGTN/ Development Partners	Public Works, Transport and Energy
Kuriot-Tuiyobei	Chepsiro Kiptoror Ward	To Improve Quality of Road and Accessibility within the County	1.8Km	Routine Maintenance	2.7M	2023-2027	CGTN/ Development Partners	Public Works, Transport and Energy
Teldet-Simatwa	Chepsiro Kiptoror Ward	To Improve Quality of Road and Accessibility within the County	2.5Km	Routine Maintenance	3.75M	2023-2027	CGTN/ Development Partners	Public Works, Transport and Energy
Koibarak-Umoja	Chepsiro Kiptoror Ward	To Improve Quality of Road and Accessibility within the County	2Km	Routine Maintenance	3M	2023-2027	CGTN/ Development Partners	Public Works, Transport and Energy
Nyalibei-Soti	Chepsiro Kiptoror Ward	To Improve Quality of Road and Accessibility within the County	1.4Km	Routine Maintenance	2.1M	2023-2027	CGTN/ Development Partners	Public Works, Transport and Energy
Loima- Kakarwa	Chepsiro Kiptoror Ward	To Improve Quality of Road and Accessibility within the County		Routine Maintenance	1.5M	2023-2027	CGTN/ Development Partners	Public Works, Transport and Energy
Tarakwa Box Culvert	Chepsiro Kiptoror Ward	To Improve Quality of Road and Accessibility within the County		Installation	3.5M	2023-2027	CGTN/ Development Partners	Public Works, Transport and Energy
Birbiret-Baraka	Makutano Ward	To Improve Quality of Road and Accessibility within the County	3.4Km	Routine Maintenance	5.1M	2023-2027	CGTN/ Development Partners	Public Works, Transport and Energy



Redeemd-Makutano	Makutano Ward	To Improve Quality of Road and Accessibility within the County	2Km	Routine Maintenance	3M	2023-2027	CGTN/ Development Partners	Public Works, Transport and Energy
Kiriita-Footbridge	Makutano Ward	To Improve Quality of Road and Accessibility within the County	3.1Km	Routine Maintenance	4.65M	2023-2027	CGTN/ Development Partners	Public Works, Transport and Energy
Kapolet-Amani-Kahuho	Makutano Ward	To Improve Quality of Road and Accessibility within the County	6.6Km	Routine Maintenance	9.9M	2023-2027	CGTN/ Development Partners	Public Works, Transport and Energy
Mutwot Road	Motosiet Ward	To Improve Quality of Road and Accessibility within the County	3KM	Routine Maintenance	4.5M	2023-2027	CGTN/ Development Partners	Public Works, Transport and Energy
Chepkaitit-Miti Moja	Motosiet Ward	To Improve Quality of Road and Accessibility within the County	2Km	Routine Maintenance	3M	2023-2027	CGTN/ Development Partners	Public Works, Transport and Energy
Vumilia-Moiben	Motosiet Ward	To Improve Quality of Road and Accessibility within the County	1.1Km	Routine Maintenance	1.65M	2023-2027	CGTN/ Development Partners	Public Works, Transport and Energy
Murguiwo road	Motosiet Ward	To Improve Quality of Road and Accessibility within the County	4.5Km	Routine Maintenance	6.75M	2023-2027	CGTN/ Development Partners	Public Works, Transport and Energy
Surungai Catholic-Cherenganyi Pri-Hututu-Kiongali	Motosiet Ward	To Improve Quality of Road and Accessibility within the County	5.3Km	Routine Maintenance	7.95M	2023-2027	CGTN/ Development Partners	Public Works, Transport and Energy
Chisare-Nyasland-Yellow Line-Ngonyek-Mosombor	Kaplmali Ward	To Improve Quality of Road and Accessibility within the County	7.7Km	Routine Maintenance	11.55 M	2023-2027	CGTN/ Development Partners	Public Works, Transport and Energy



		the County						
Kaplamai-Dagoretti Corner	Kaplamai Ward	To Improve Quality of Road and Accessibility within the County	3.2Km	Routine Maintenance	4.8M	2023-2027	CGTN/ Development Partners	Public Works, Transport and Energy
Lami-Karara-Nzoia Bridge	Kaplamai Ward	To Improve Quality of Road and Accessibility within the County	4.2Km	Routine Maintenance	6.3M	2023-2027	CGTN/ Development Partners	Public Works, Transport and Energy
Huruma-Banda Chai	Suwerwa Ward	To Improve Quality of Road and Accessibility within the County	4Km	Routine Maintenance	6M	2023-2027	CGTN/ Development Partners	Public Works, Transport and Energy
Bonde-Suwerwa	Suwerwa Ward	To Improve Quality of Road and Accessibility within the County	5.7Km	Routine Maintenance	8.55M	2023-2027	CGTN/ Development Partners	Public Works, Transport and Energy
Mtoni Pesa-Karnet—Soko Mjinga	Suwerwa Ward	To Improve Quality of Road and Accessibility within the County	4Km	Routine Maintenance	6M	2023-2027	CGTN/ Development Partners	Public Works, Transport and Energy
Osorongai-Torongu	Suwerwa Ward	To Improve Quality of Road and Accessibility within the County	1.1Km	Routine Maintenance	1.65M	2023-2027	CGTN/ Development Partners	Public Works, Transport and Energy
Matembo-Tugomo	Suwerwa Ward	To Improve Quality of Road and Accessibility within the County	2.5Km	Routine Maintenance	3.75M	2023-2027	CGTN/ Development Partners	Public Works, Transport and Energy
Kwa Okello-Sitatunga-Bandanane	Sinyerere Ward	To Improve Quality of Road and Accessibility within the County	4.5Km	Routine Maintenance	6.75M	2023-2027	CGTN/ Development Partners	Public Works, Transport and Energy



Mwireri muniyaka-Pefa road	Sinyerere Ward	To Improve Quality of Road and Accessibility within the County	3.2Km	Routine Maintenance	4.8M	2023-2027	CGTN/ Development Partners	Public Works, Transport and Energy
Kipsaina-miliman-Kwa chief-sawenja	Sinyerere Ward	To Improve Quality of Road and Accessibility within the County	4.5Km	Routine Maintenance	6.75M	2023-2027	CGTN/ Development Partners	Public Works, Transport and Energy
Bandanane - Kapolet-muniyaka	Sinyerere Ward	To Improve Quality of Road and Accessibility within the County	3.5Km	Routine Maintenance	5.25M	2023-2027	CGTN/ Development Partners	Public Works, Transport and Energy
Ekegoro Junction-bunge	Sinyerere Ward	To Improve Quality of Road and Accessibility within the County	2.8Km	Routine Maintenance	4.2M	2023-2027	CGTN/ Development Partners	Public Works, Transport and Energy
Wiyeta junction-morojo- st.gabiel	Sinyerere Ward	To Improve Quality of Road and Accessibility within the County	3.8Km	Routine Maintenance	5.7M	2023-2027	CGTN/ Development Partners	Public Works, Transport and Energy
Namasambu Lane-AIC Kibomet-Ragira	Hospital Ward	To Improve Quality of Road and Accessibility within the County	3.8Km	Routine Maintenance	5.7M	2023-2027	CGTN/ Development Partners	Public Works, Transport and Energy
Gatua- B2-Crossroad - Aida Star Academy-Robinson	Hospital Ward	To Improve Quality of Road and Accessibility within the County	6.2Km	Routine Maintenance	9.3M	2023-2027	CGTN/ Development Partners	Public Works, Transport and Energy
Forest Primary - Tarmac Junction-chairmans plaza-Azencia	Hospital Ward	To Improve Quality of Road and Accessibility within the County	3.5Km	Routine Maintenance	5.25M	2023-2027	CGTN/ Development Partners	Public Works, Transport and Energy
Makunga - Kibomet Dispensary	Hospital Ward	To Improve Quality of Road and Accessibility within	3.2Km	Routine Maintenance	4.8M	2023-2027	CGTN/ Development Partners	Public Works, Transport and Energy



		the County						
Mashalah - shimo-mashalah main Milimani - rayzon schools- shimo foot bridge.	Hospital Ward	To Improve Quality of Road and Accessibility within the County	2.5Km	Routine Maintenance	3.75M	2023-2027	CGTN/ Development Partners	Public Works, Transport and Energy
	Hospital Ward	To Improve Quality of Road and Accessibility within the County	3.8Km	Routine Maintenance	5.7M	2023-2027	CGTN/ Development Partners	Public Works, Transport and Energy
Alakara - alakara river	Hospital Ward	To Improve Quality of Road and Accessibility within the County	3.8Km	Routine Maintenance	5.7M	2023-2027	CGTN/ Development Partners	Public Works, Transport and Energy
Kapkai- Muungano - kwa matunda	Keiyo Ward	To Improve Quality of Road and Accessibility within the County	3.1Km	Routine Maintenance	4.65M	2023-2027	CGTN/ Development Partners	Public Works, Transport and Energy
Kiptuimet - webuye primary -Kaptega	Keiyo Ward	To Improve Quality of Road and Accessibility within the County	4.8Km	Routine Maintenance	7.2M	2023-2027	CGTN/ Development Partners	Public Works, Transport and Energy
Stikho Kipsomba dam-Nasianda	Keiyo Ward	To Improve Quality of Road and Accessibility within the County	4.9Km	Routine Maintenance	7.35M	2023-2027	CGTN/ Development Partners	Public Works, Transport and Energy
Keiyo market - Malomonye	Keiyo Ward	To Improve Quality of Road and Accessibility within the County	2.8Km	Routine Maintenance	4.2M	2023-2027	CGTN/ Development Partners	Public Works, Transport and Energy
Kolongolo - anti stock theft	Keiyo Ward	To Improve Quality of Road and Accessibility within the County	3.2Km	Routine Maintenance	4.8M	2023-2027	CGTN/ Development Partners	Public Works, Transport and Energy
Sokomoko - koros primary	Keiyo Ward	To Improve Quality of Road and Accessibility	2.2Km	Routine Maintenance	3.3M	2023-2027	CGTN/ Development Partners	Public Works, Transport and Energy



		ty within the County						
Aseka dam siambe primary	Keiyo Ward	To Improve Quality of Road and Accessibility within the County	2.8Km	Routine Maintenance	4.2M	2023-2027	CGTN/ Development Partners	Public Works, Transport and Energy
Kolonolo Kiptuimet	Keiyo Ward	To Improve Quality of Road and Accessibility within the County	3.6Km	Routine Maintenance	5.4M	2023-2027	CGTN/ Development Partners	Public Works, Transport and Energy
Matisi rural – kitale ndogo-kag church liyavo	Kapomboi Ward	To Improve Quality of Road and Accessibility within the County	3.4Km	Routine Maintenance	5.1M	2023-2027	CGTN/ Development Partners	Public Works, Transport and Energy
Kapsitwet centre-kipegen -kwa obwire	Kapomboi Ward	To Improve Quality of Road and Accessibility within the County	3.2Km	Routine Maintenance	4.8M	2023-2027	CGTN/ Development Partners	Public Works, Transport and Energy
Kwa saurei-bungoma b- ndalala	Kapomboi Ward	To Improve Quality of Road and Accessibility within the County	3.3Km	Routine Maintenance	4.95M	2023-2027	CGTN/ Development Partners	Public Works, Transport and Energy
Kobos boys – mukeiyot- tuyobei	Kapomboi Ward	To Improve Quality of Road and Accessibility within the County	2.8Km	Routine Maintenance	4.2M	2023-2027	CGTN/ Development Partners	Public Works, Transport and Energy
Matisi corner misemwa	Kapomboi Ward	To Improve Quality of Road and Accessibility within the County	3.2Km	Routine Maintenance	4.8M	2023-2027	CGTN/ Development Partners	Public Works, Transport and Energy
Sabwani tarmac tembelela pry	Kapomboi Ward	To Improve Quality of Road and Accessibility within the County	1.4KM	Routine Maintenance	2.1M	2023-2027	CGTN/ Development Partners	Public Works, Transport and Energy
Marinda junction – chief mtende	Kapomboi Ward	To Improve Quality of Road and	2.8Km	Routine Maintenance	4.2M	2023-2027	CGTN/ Development Partners	Public Works, Transport and Energy



		Accessibility within the County						
Kobos primary-kwa kishoin-Murrum	Kapombo i Ward	To Improve Quality of Road and Accessibility within the County	4.2Km	Routine Maintenance	6.3M	2023-2027	CGTN/ Development Partners	Public Works, Transport and Energy
Namanjalala kwa msalaba church- kwa opondo.	Kapombo i Ward	To Improve Quality of Road and Accessibility within the County	2.8Km	Routine Maintenance	4.2M	2023-2027	CGTN/ Development Partners	Public Works, Transport and Energy
Kwa opondo - kwa mkenda sokomoko	Kapombo i Ward	To Improve Quality of Road and Accessibility within the County	2.2Km	Routine Maintenance	3.3M	2023-2027	CGTN/ Development Partners	Public Works, Transport and Energy
Japata - kibosit	Kapombo i Ward	To Improve Quality of Road and Accessibility within the County	4.5Km	Routine Maintenance	6.75M	2023-2027	CGTN/ Development Partners	Public Works, Transport and Energy
Kietkei junction ADC Nai	Kapombo i Ward	To Improve Quality of Road and Accessibility within the County	3.1Km	Routine Maintenance	4.65M	2023-2027	CGTN/ Development Partners	Public Works, Transport and Energy
Juma nyanya - maliki	Kapombo i Ward	To Improve Quality of Road and Accessibility within the County	3.5Km	Routine Maintenance	5.25M	2023-2027	CGTN/ Development Partners	Public Works, Transport and Energy
Amaniprimary -wait for me-mwanzo mpya	Kapombo i Ward	To Improve Quality of Road and Accessibility within the County	3.4Km	Routine Maintenance	5.1M	2023-2027	CGTN/ Development Partners	Public Works, Transport and Energy
Duka moja - kwa abiud -koronga	Kapombo i Ward	To Improve Quality of Road and Accessibility within the County	4.2Km	Routine Maintenance	6.3M	2023-2027	CGTN/ Development Partners	Public Works, Transport and Energy
Rural Mandizini	Kapombo i Ward	To Improve Quality of	2.5Km	Routine Maintenance	3.75M	2023-2027	CGTN/ Development Partners	Public Works, Transport and Energy



		Road and Accessibility within the County						
Rural - Mwamba primary	Kapomboi Ward	To Improve Quality of Road and Accessibility within the County	1.5Km	Routine Maintenance	2.25M	2023-2027	CGTN/ Development Partners	Public Works, Transport and Energy
GSU Junction - Nabeki	Kapomboi Ward	To Improve Quality of Road and Accessibility within the County	3.2Km	Routine Maintenance	4.8M	2023-2027	CGTN/ Development Partners	Public Works, Transport and Energy
Lotodo - rupesa - rural	Kapomboi Ward	To Improve Quality of Road and Accessibility within the County	4.8Km	Routine Maintenance	7.2M	2023-2027	CGTN/ Development Partners	Public Works, Transport and Energy
Cheberem - Namiti primary	Kapomboi Ward	To Improve Quality of Road and Accessibility within the County	2.2Km	Routine Maintenance	3.3M	2023-2027	CGTN/ Development Partners	Public Works, Transport and Energy
Tembelelela/Bokomollo	Kapomboi Ward	To Improve Quality of Road and Accessibility within the County		Routine Maintenance	2M	2023-2027	CGTN/ Development Partners	Public Works, Transport and Energy
Moi farm Junction-Makoi-sumbeiwo	Sitatunga Ward	To Improve Quality of Road and Accessibility within the County	4.8Km	Routine Maintenance	7.2M	2023-2027	CGTN/ Development Partners	Public Works, Transport and Energy
Marura - St.steps junction-Miti moja.	Sitatunga Ward	To Improve Quality of Road and Accessibility within the County	5.3Km	Routine Maintenance	7.95M	2023-2027	CGTN/ Development Partners	Public Works, Transport and Energy
Maili saba - Tafina - Kameloi	Sitatunga Ward	To Improve Quality of Road and Accessibility within the County	4.8Km	Routine Maintenance	7.2M	2023-2027	CGTN/ Development Partners	Public Works, Transport and Energy
Mutali -sinyerere river	Sitatunga Ward	To Improve	3.2Km	Routine Maintenance	4.8M	2023-2027	CGTN/ Development	Public Works, Transport and



		Quality of Road and Accessibility within the County		ce			nt Partners	Energy
Mlango punda – kameloi- kwa mtoni	Sitatunga Ward	To Improve Quality of Road and Accessibility within the County	3.2Km	Routine Maintenance	4,8M	2023-2027	CGTN/ Development Partners	Public Works, Transport and Energy
Minex- chepkoyo	Sitatunga Ward	To Improve Quality of Road and Accessibility within the County	1.8Km	Routine Maintenance	2.7M	2023-2027	CGTN/ Development Partners	Public Works, Transport and Energy
Substation Kenya power sinyerere river	Sitatunga Ward	To Improve Quality of Road and Accessibility within the County	3.2Km	Routine Maintenance	4.8M	2023-2027	CGTN/ Development Partners	Public Works, Transport and Energy
Chebarus-Chepkoyo	Sitatunga Ward	To Improve Quality of Road and Accessibility within the County	1.5Km	Routine Maintenance	2.25M	2023-2027	CGTN/ Development Partners	Public Works, Transport and Energy
Kwa jirongo – makoi - bakita	Sitatunga Ward	To Improve Quality of Road and Accessibility within the County	5.2Km	Routine Maintenance	7.8M	2023-2027	CGTN/ Development Partners	Public Works, Transport and Energy
Chebarus- st.teresa sokomoko	Sitatunga Ward	To Improve Quality of Road and Accessibility within the County	3.2Km	Routine Maintenance	4.8M	2023-2027	CGTN/ Development Partners	Public Works, Transport and Energy
Marura – Nairobi ndogo	Sitatunga Ward	To Improve Quality of Road and Accessibility within the County	1.2Km	Routine Maintenance	1.8M	2023-2027	CGTN/ CGTN/ Development Partners	Public Works, Transport and Energy
Chepkoyo secondary – makoi centre	Sitatunga Ward	To Improve Quality of Road and Accessibility within the County	2.2Km	Routine Maintenance	3.3M	2023-2027	CGTN/ Development Partners	Public Works, Transport and Energy
Sister Frinda-Birunda	Nabiswa	To	2.Km	Routine	3M	2023-	CGTN/	Public Works,



Market	Ward	Improve Quality of Road and Accessibility within the County		Maintenance		2027	Development Partners	Transport and Energy
Makindu Primary-Chief's Officer(Kiungani Market)	Nabiswa Ward	To Improve Quality of Road and Accessibility within the County	3.3Km	Routine Maintenance	4.95M	2023-2027	CGTN/ Development Partners	Public Works, Transport and Energy
Namawanga Pri-Kakwai farm-Nabiswa primary	Nabiswa Ward	To Improve Quality of Road and Accessibility within the County	4.5Km	Routine Maintenance	6.75M	2023-2027	CGTN/ Development Partners	Public Works, Transport and Energy
Nyasi junction-Milele	Nabiswa Ward	To Improve Quality of Road and Accessibility within the County	3.5Km	Routine Maintenance	5.25M	2023-2027	CGTN/ Development Partners	Public Works, Transport and Energy
Kajogoo-County Warehouse	Nabiswa Ward	To Improve Quality of Road and Accessibility within the County	2.2Km		3.3M	2023-2027	CGTN/ Development Partners	Public Works, Transport and Energy
Makindu Pri-International	Nabiswa Ward	To Improve Quality of Road and Accessibility within the County	3.5Km	Routine Maintenance	5.25M	2023-2027	CGTN/ Development Partners	Public Works, Transport and Energy
BaratoMkr-Baraton Pri Wekhonye junction	Nabiswa Ward	To Improve Quality of Road and Accessibility within the County	2.1Km	Routine Maintenance	3.15M	2023-2027	CGTN/ Development Partners	Public Works, Transport and Energy
Calvary Church-Nabunga	Nabiswa Ward	To Improve Quality of Road and Accessibility within the County	2.6Km	Routine Maintenance	3.9M	2023-2027	CGTN/ Development Partners	Public Works, Transport and Energy
ACK Church-Turkana Shop	Nabiswa Ward	To Improve Quality of Road and Accessibility within the County	3.2Km	Routine Maintenance	4.8M	2023-2027	CGTN/ Development Partners	Public Works, Transport and Energy



Baraton Mkt-Link roads	Nabiswa Ward	To Improve Quality of Road and Accessibility within the County	2.0Km	Routine Maintenance	3M	2023-2027	CGTN/ Development Partners	Public Works, Transport and Energy
Friends Church -Siuna Village	Nabiswa Ward	To Improve Quality of Road and Accessibility within the County	2.5Km	Routine Maintenance	3.75M	2023-2027	CGTN/ Development Partners	Public Works, Transport and Energy
Delivance church-Masamba "B"	Nabiswa Ward	To Improve Quality of Road and Accessibility within the County	2.5Km	Routine Maintenance	3.75M	2023-2027	CGTN/ Development Partners	Public Works, Transport and Energy
HE Governor Khaemba-Mwalimu Wekesa farm	Nabiswa Ward	To Improve Quality of Road and Accessibility within the County	1.5Km	Routine Maintenance	2.25M	2023-2027	CGTN/ Development Partners	Public Works, Transport and Energy
Bikeke Mkt-Mathias Mulumba Church	Sirende Ward	To Improve Quality of Road and Accessibility within the County	4.4Km	Routine Maintenance	6.6M	2023-2027	CGTN/ Development Partners	Public Works, Transport and Energy
Siyanga Makutano-Bikeke Market	Sirende Ward	To Improve Quality of Road and Accessibility within the County	3.8Km	Routine Maintenance	5.7M	2023-2027	CGTN/ Development Partners	Public Works, Transport and Energy
Naisambu-Machungwa Primary-Sirende Market	Sirende Ward	To Improve Quality of Road and Accessibility within the County	8.3Km	Routine Maintenance	12.45 M	2023-2027	CGTN/ Development Partners	Public Works, Transport and Energy
Amohoro Stadium Link Roads	Sikhendu Ward	To Improve Quality of Road and Accessibility within the County	3.5Km	Routine Maintenance	5.25M	2023-2027	CGTN/ Development Partners	Public Works, Transport and Energy
Sikhendu Mrkt-Amahoro stadium	Sikhendu Ward	To Improve Quality of Road and Accessibility within	1.0Km	Routine Maintenance	1.5M	2023-2027	CGTN/ Development Partners	Public Works, Transport and Energy



		the County						
Maliki-Mucharage-Weonia Market road	Sikhendu Ward	To Improve Quality of Road and Accessibility within the County	6.0Km	Routine Maintenance	9M	2023-2027	CGTN/ Development Partners	Public Works, Transport and Energy
Sikhendu Police-Director Wanyama	Kiminini Ward	To Improve Quality of Road and Accessibility within the County	3.3Km	Routine Maintenance	4.95M	2023-2027	CGTN/ Development Partners	Public Works, Transport and Energy
Matunda Highway-Sango Junction	Kiminini Ward	To Improve Quality of Road and Accessibility within the County	9.0Km	Routine Maintenance	13.5M	2023-2027	CGTN/ Development Partners	Public Works, Transport and Energy
Matunda Market-Sabata Primary	Kiminini Ward	To Improve Quality of Road and Accessibility within the County	4.0Km	Routine Maintenance	6M	2023-2027	CGTN/ Development Partners	Public Works, Transport and Energy
Bsp Munge Junction-Kibagenge Anglican Church	Waitaluk ward	To Improve Quality of Road and Accessibility within the County	3.0Km	Routine Maintenance	4.5M	2023-2027	CGTN/ Development Partners	Public Works, Transport and Energy
Soweto-Kapkoi Market	Waitaluk ward	To Improve Quality of Road and Accessibility within the County	5.8Km	Routine Maintenance	8.7M	2023-2027	CGTN/ Development Partners	Public Works, Transport and Energy
Siyenga high way-Kaliwa	Waitaluk ward	To Improve Quality of Road and Accessibility within the County	9.0Km	Routine Maintenance	13.5M	2023-2027	CGTN/ Development Partners	Public Works, Transport and Energy
Kitum-Sumbata-chepnyalil road	Endebess	To Improve Quality of Road and Accessibility within the County		Routine Maintenance	5.5M	2023-2027	CGTN/ Development Partners	Public Works, Transport and Energy
66 farm - lukoye - enkhaka road	Endebess	To Improve Quality of Road and Accessibility		Routine Maintenance	2.5M	2023-2027	CGTN/ Development Partners	Public Works, Transport and Energy



		ty within the County						
Kareu	Endebess	To Improve Quality of Road and Accessibility within the County		Routine Maintenance	1.5M	2023-2027	CGTN/ Development Partners	Public Works, Transport and Energy
Posta junction milimani	Endebess	To Improve Quality of Road and Accessibility within the County		Routine Maintenance	1.2M	2023-2027	CGTN/ Development Partners	Public Works, Transport and Energy
cheptantan moss culvert	Endebess	To Improve Quality of Road and Accessibility within the County		Culvert installation	1.05M	2023-2027	CGTN/ Development Partners	Public Works, Transport and Energy
Bush junction - kibore	Endebess	To Improve Quality of Road and Accessibility within the County		Routine Maintenance	4.5M	2023-2027	CGTN/ Development Partners	Public Works, Transport and Energy
High must at Kasavuli	Chepsiro	To enhance security and business working hours	1 No	Installation of high mast	1M	2023-2027	CGTN/ Development Partners	Public Works, Transport and Energy
Hih Must at Kibuswa	Chepsiro	To enhance security and business working hours	1 No	Installation of high mast	1M	2023-2027	CGTN/ Development Partners	Public Works, Transport and Energy
High Must at Kiptoror	Chepsiro	To enhance security and business working hours	1 No	Installation of high mast	1M	2023-2027	CGTN/ Development Partners	Public Works, Transport and Energy
High Mast at Chemaset	Chepsiro	To enhance security and business working hours	11No	Installation of high mast	1M	2023-2027	CGTN/ Development Partners	Public Works, Transport and Energy
High Mast at Bidii Primary	Bidii	To enhance security and	1 No	Installation of high mast	1M	2023-2027	CGTN/ Development Partners	Public Works, Transport and Energy



		business working hours						
High Mast at St. Mary's near police post	Bidii	To enhance security and business working hours	1 No	Installation of high mast	1M	2023-2027	CGTN/ Development Partners	Public Works, Transport and Energy
High Mast at End of KCC Forest	Bidii	To enhance security and business working hours	1 No	Installation of high mast	1M	2023-2027	CGTN/ Development Partners	Public Works, Transport and Energy
High Mast at H.Hope Junction	Bidii	To enhance security and business working hours	1No	Installation of high mast	1M	2023-2027	CGTN/ Development Partners	Public Works, Transport and Energy
High Mast at St. Fridah	Nabiswa		1No	Installation of high mast	1M	2023-2027	CGTN/ Development Partners	Public Works, Transport and Energy
High Mast at Chechinia	Nabiswa		1No	Installation of high mast	1M	2023-2027	CGTN/ Development Partners	Public Works, Transport and Energy
Hih Mast at Mitume kwa Winanina	Tuwan	To enhance security and business working hours	1 No	Installation of high mast	1M	2023-2027	CGTN/ Development Partners	Public Works, Transport and Energy
High Mast at Mitimoja Keter	Tuwan	To enhance security and business working hours	1 No	Installation of high mast	1M	2023-2027	CGTN/ Development Partners	Public Works, Transport and Energy
High Mast at Mitume Lukhuna	Tuwan	To enhance security and business working hours	1No	Installation of high mast	1M	2023-2027	CGTN/ Development Partners	Public Works, Transport and Energy
High Mast at Sight and service Mwarambo	Tuwan	To enhance security and business working hours	1 No	Installation of high mast	1M	2023-2027	CGTN/ Development Partners	Public Works, Transport and Energy
High Mast at Kahuhu Center	Makutano	To enhance	1 No	Installation of high	1M	2023-2027	CGTN/ Development	Public Works, Transport and



		security and business working hours		mast			nt Partners	Energy
High Mast at Obama in Springa Center	Makutano	To enhance security and business working hours	1 No	Installation of high mast	1M	2023-2027	CGTN/ Development Partners	Public Works, Transport and Energy
Chepkony	Makutano	To enhance security and business working hours	1No	Installation of High Mast	1M	2023-2027	CGTN/ Development Partners	Public Works, Transport and Energy
High Mast at Baraka Center	Makutano	To enhance security and business working hours	1 No	Installation of high mast	1M	2023-2027	CGTN/ Development Partners	Public Works, Transport and Energy
High Mast at Mandizini	Sitatunga	To enhance security and business working hours	1 No	Installation of high mast	1M	2023-2027	CGTN/ Development Partners	Public Works, Transport and Energy
High Mast at Makoi	Sitatunga	To enhance security and business working hours	1No	Installation of high mast	1M	2023-2027	CGTN/ Development Partners	Public Works, Transport and Energy
High Mast at Taito Market	Sitatunga	To enhance security and business working hours	1 No	Installation of high mast	1M	2023-2027	CGTN/ Development Partners	Public Works, Transport and Energy
High Mast at Tafina trading Center	Sitatunga	To enhance security and business working hours	1 No	Installation of high mast	1M	2023-2027	CGTN/ Development Partners	Public Works, Transport and Energy
High Mast at Surungai	Motosiet	To enhance security and business working hours	1 No	Installation of high mast	1M	2023-2027	CGTN/ Development Partners	Public Works, Transport and Energy



High Mast at Tunen Junction Center	Motosiet	To enhance security and business working hours	1No	Installation of high mast	1M	2023-2027	CGTN/ Development Partners	Public Works, Transport and Energy
High Mast at Cheptil Corner	Motosiet	To enhance security and business working hours	1 No	Installation of high must	1M	2023-2027	CGTN/ Development Partners	Public Works, Transport and Energy
High Mast at Tunen Center	Motosiet	To enhance security and business working hours	1 No	Installation of high mast	1M	2023-2027	CGTN/ Development Partners	Public Works, Transport and Energy
High Mast at Show ground	Hospital	To enhance security and business working hours	1 No	Installation of high mast	1M	2023-2027	CGTN/ Development Partners	Public Works, Transport and Energy
High Mast at St Mary's	Hospital	To enhance security and business working hours	1 No	Installation of high mast	1M	2023-2027	CGTN/ Development Partners	Public Works, Transport and Energy
High Mast at All saints	Hospital	To enhance security and business working hours	1 No	Installation of high mast	1M	2023-2027	CGTN/ Development Partners	Public Works, Transport and Energy
High Mast at Ragira	Hospital	To enhance security and business working hours	1 No	Installation of high mast	1M	2023-2027	CGTN/ Development Partners	Public Works, Transport and Energy
High Mast at Meru farm	Hospital	To enhance security and business working hours	1No	Installation of high mast	1M	2023	CGTN/ Development Partners	Public Works, Transport and Energy
High Mast at Aalakara	Hospital	To enhance security and business working	1No	Installation of high mast	1M	2023	CGTN/ Development Partners	Public Works, Transport and Energy



		hours						
High Mast at Kimila	Hospital	To enhance security and business working hours	1No	Installation of high mast	1M	2023	CGTN/ Development Partners	Public Works, Transport and Energy
High Mast at St. Lawrence	Hospital	To enhance security and business working hours	1No	Installation of high mast	1M	2023-2027	CGTN/ Development Partners	Public Works, Transport and Energy
High Mast at Meza	Kwanza	To enhance security and business working hours	1No	Installation of high mast	1M	2023-2027	CGTN/ Development Partners	Public Works, Transport and Energy
High Mast at Kwanza	Kwanza	To enhance security and business working hours	1No	Installation of high mast	1M	2023-2027	CGTN/ Development Partners	Public Works, Transport and Energy
High Mast at Karosioti	Kwanza	To enhance security and business working hours	1No	Installation of high mast	1M	2023-2027	CGTN/ Development Partners	Public Works, Transport and Energy
High Mast at Gidea Centre	Kwanza	To enhance security and business working hours	1No	Installation of high mast	1M	2023-2027	CGTN/ Development Partners	Public Works, Transport and Energy
High Mast at Marram Junction	Kapombi	To enhance security and business working hours	1No	Installation of high mast	1M	2023-2027	CGTN/ Development Partners	Public Works, Transport and Energy
High Mast at Kobos Junction	Kapombi	To enhance security and business working hours	1No	Installation of high mast	1M	2023-2027	CGTN/ Development Partners	Public Works, Transport and Energy
High Mast at Zea Center	Kapombi	To enhance security and business	1No	Installation of high mast	1M	2023-2027	CGTN/ Development Partners	Public Works, Transport and Energy



		working hours						
High Mast at Mandarara	Kapomboi	To enhance security and business working hours	1No	Installation of high mast	1M	2023-2027	CGTN/ Development Partners	Public Works, Transport and Energy
High Mast at Soy mining	Kapomboi	To enhance security and business working hours	1No	Installation of high mast	1M	2023-2027	CGTN/ Development Partners	Public Works, Transport and Energy
High Mast at Sokomoko	Kapomboi	To enhance security and business working hours	1No	Installation of high mast	1M	2023-2027	CGTN/ Development Partners	Public Works, Transport and Energy
High Mast at Sokomoko kwa Mgenda	Kapomboi	To enhance security and business working hours	1No	Installation of high mast	1M	2023-2027	CGTN/ Development Partners	Public Works, Transport and Energy
High Mast at Rural Full Gospel	Matisi	To enhance security and business working hours	1No	Installation of high mast	1M	2013-2027	CGTN/ Development Partners	Public Works, Transport and Energy
High Mast at Kiberenge Difina	Matisi	To enhance security and business working hours	1No	Installation of high mast	1M	2023-2027	CGTN/ Development Partners	Public Works, Transport and Energy
High Mast at Sitabicha	Matisi	To enhance security and business working hours	1No	Installation of high mast	1M	2023-2027	CGTN/ Development Partners	Public Works, Transport and Energy
High Mast at Mungoma Rafiki	Matisi	To enhance security and business working hours	1No	Installation of high mast	1M	2023-2027	CGTN/ Development Partners	Public Works, Transport and Energy
Co-operative Junction	Sinyereri	To enhance security and		Installation of high mast	700,000	2023-2027	CGTN/ Development Partners	Public Works, Transport and Energy



		business working hours						
Lorry Parking Facility	Kitale Town	To enhance Transport and Management of Traffic	1No	Construction	30M	2023-2027	CGTN/ Development Partners	Public Works, Transport and Energy
Motorcycle Shades	County Wide	To enhance Transport and Management of Traffic	1No	Construction of motorcycle shades	75M	2023-2027	CGTN/ Development Partners	Public Works, Transport and Energy
Sub-County Bus Park	Kimini and Kachibora	To enhance Transport and Management of Traffic	1No	Construction	30M	2023-2027	CGTN/ Development Partners	Public Works, Transport and Energy
Kimini Sub County Fire Station	Kimini	To enhance response to fire emergencies and disaster	1No	Construction	20M	2023-2027	CGTN/ Development Partners	Public Works, Transport and Energy
Fire Engine	County Wide	To enhance response to fire emergencies and disaster	2No	Procurement of fire engines	60M	2023-2027	CGTN/ Development Partners	Public Works, Transport and Energy

5. ENVIRONMENT PROTECTION, WATER AND NATURAL RESOURCES PROJECTS

Project Name	Project location	Ward	Objectives	Description of activities	Targets/ Expected output	Estimated Cost	Time Frame	Source of funds	Implementation agency
Machewa gravity (Machuma) water project	Machuma	Machewa	Increase access to clean and safe water	Spring, tank, water kiosks and pipeline rehabilitations,	Spring source, a tank, 3no. water kiosks and 5km of pipeline rehabilitated	5,000,000	2023-2025	CGTN	WENR & CC
Steenkamp, St. James Bondeni,	Steenkamp, St. James Bondeni, Ngalava,	Machewa	Increase access to	Construction and protection of springs and their catchment	Springs constructed and catchme	1,000,000	2023-2026	CGTN	WENR & CC



Ngalava, and Machuma Springs	and Machuma		clean and safe water	area	nts protected				
Borehole drilling and equipping	Lukesi Secondary; Maeni Primary; Olkesem Market; Bondeni Dispensary ; Chemi Chemi Centre; Kakunga	Machewa	Increase access to clean and safe water	Geophysical survey, drilling, test pumping, water quality analysis and installation	6No. boreholes surveyed, drilled, test pumped, water quality analyzed and pumps installed	21,000,000	2023-2027	CGTN	WENR & CC
Bondeni, Steenkamp, Otsula and Olkesem dams		Machewa	Increase water storage,	Desilting, construction of embankment, catchment protection and securing of the dam	Dams secured and desilted; embankment constructed; and catchment protected	40,000,000	2023-2027	CGTN	WENR & CC
Nakhosi area pipeline extension	Nakhosi area	Kinyoro	Increase access to clean and safe water	Borehole equipping and pipeline extension	Nakhosi BH equipped and 4km of pipeline extended	6,000,000	2024-2025	CGTN	WENR & CC
Wesakhuli pipeline extension	Wesakhuli	Kinyoro	Increase access to clean and safe water	Pipeline extension	1.5km of pipeline extended	1,000,000	2023-2024	CGTN	WENR & CC
Kissawai village pipeline extension	Kissawai village	Kinyoro	Increase access to clean and safe water	Pipeline extension	2km of pipeline extended	1,500,000	2023-2024	CGTN	WENR & CC
Sodom pipeline extension	Sodom	Kinyoro	Increase access to clean and safe water	Pipeline extension	2km of pipeline extended	2,000,000	2023-2025	CGTN	WENR & CC
Cheptobot	Cheptobot	Kinyoro	Increase	Pipeline	3km of	2,000,000	2023-	CGTN	WENR &



pipeline extension			se access to clean and safe water	extension	pipeline extended	0	2025		CC
Kapenguria ndogo pipeline extension	Kapenguria ndogo	Kinyoro	Increase access to clean and safe water	Pipeline extension	2km of pipeline extended	1,500,000	2023-2025	CGTN	WENR & CC
Tumaini pipeline extension	Tumaini	Kinyoro	Increase access to clean and safe water	Pipeline extension	2km of pipeline extended	2,000,000	2023-2025	CGTN	WENR & CC
Chepkui pipeline extension	Chepkui	Kinyoro	Increase access to clean and safe water	Pipeline extension	2km of pipeline extended	1,000,000	2023-2025	CGTN	WENR & CC
Chumek pipeline extension	Chumek	Kinyoro	Increase access to clean and safe water	Pipeline extension	2km of pipeline extended	2,000,000	2023-2025	CGTN	WENR & CC
Tuwan pipeline extensions	Tuwan	Tuwan	Increase access to clean and safe water	Pipeline extension	2km of pipeline extended	2,000,000	2023-2025	CGTN	WENR & CC
Kipsongo-Rafiki Pipeline extension	Kipsongo and Rafiki	Matisi	Increase access to clean and safe water	Pipeline rehabilitation and extension	3km of pipeline rehabilitated and extended	2,000,000	2023-2025	CGTN	WENR & CC
Mt. Elgon – Khalwenge - Kisawai water project	Endebess and Kinyoro	Endebess and Kinyoro	Increase access to clean and safe	Augmentation and expansion of the project (construction of T/works)	Treatment plant constructed	30,000,000	2023-2027	CGTN	WENR & CC



			water						
Kimondo water project		Matumbei	Increase access to clean and safe water	Augmentation and expansion of the project (construction of T/works)	Treatment plant constructed	15,000,000	2023-2027	CGTN	WENR & CC
Kiborora water project	Kiborora	Saboti	Increase access to clean and safe water	Augmentation and expansion of the project (construction of T/works)	Treatment plant constructed	15,000,000	2023-2027	CGTN	WENR & CC
River Kissawai Landi water project	Mulembe, Landi and Kinyoro	Kinyoro	Increase access to clean and safe water	Augmentation and expansion of the project (construction of T/works)	Treatment plant constructed	15,000,000	2023-2027	CGTN	WENR & CC
Cherang'any/Kachibora water supply	Cherang'any/Kachibora	Cherang'any/Suwerwa	Increase access to clean and safe water	Augmentation and expansion of the project (construction of T/works)	Treatment plant constructed	15,000,000	2023-2027	CGTN	WENR & CC
Masaba water project	Masaba dam area	Matumbei	Increase access to clean and safe water	Augmentation and expansion of the project (construction of T/works)	Treatment plant constructed	15,000,000	2023-2027	CGTN	WENR & CC
	Masaba Matumbei	Matumbe	Increase access to clean and safe water	Pipeline extension	6km of pipeline extended	10,000,000	2023-2027	CGTN	WENR & CC
Milimani Market	Milimani Market	Chepchoina	Increase access to clean and safe water	Pipeline extension	Pipeline extended	10,000,000	2023-2027	CGTN	WENR & CC
Jamuhuri trading center, Faith care	Jamuhuri trading center, Faith care (lower	Bidii	Increase access to clean	Pipeline extension	Pipeline extended	3,000,000	2023-2027	CGTN	WENR & CC



(lower lessos) pipeline extension	lessos)		and safe water						
Kesogon-Kaisagat-Karaus Pipeline extension	Kesogon-Kaisagat-Karaus	Kwanza	Increase access to clean and safe water	Pipeline extension	Pipeline extended	3,000,000	2023-2027	CGTN	WENR & CC
Meteitei pipeline extension	Meteitei	Kwanza	Increase access to clean and safe water	Pipeline extension	Pipeline extended	3,000,000	2023-2027	CGTN	WENR & CC
Mogoywet , tulwet, sokomoko , shangalam we Kibormos, Simatweti, Makutano, Kaliwa, and Wamuini pipeline rehabilitation and extension	Mogoywet , tulwet, sokomoko, shangalam we Kibormos, Simatweti, Makutano, Kaliwa, Wamuini	Waitaluk	Increase access to clean and safe water	Pipeline extension	15km of pipeline extended	20,000,000	2023-2027	CGTN	WENR & CC
Mosoriot pipeline extension	Mosoriot	Waitaluk	Increase access to clean and safe water	Pipeline extension	1.5km of pipeline extended	1,000,000	2023-2027	CGTN	WENR & CC
Toro A & B pipeline extension	Toro farm	Sirende	Increase access to clean and safe water	Pipeline extension	5km of pipeline extended	3,000,000	2023-2024	CGTN	WENR & CC
Gutongoria and Simatweti pipeline extension	Gutongoria	Sirende	Increase access to clean and safe water	Pipeline extension	6km of pipeline extended	4,000,000	2023-2027	CGTN	WENR & CC



Kaptien and Kimoson pipeline extension	Kaptien and Kimoson	Sirende	Increase access to clean and safe water	Pipeline extension	5km of pipeline extended	3,000,000	2023-2027	CGTN	WENR & CC
Sabwani, Machungwa B and Bikeke pipeline	Sabwani, Machungwa B and Bikeke	Sirende	Increase access to clean and safe water	Pipeline extension	6km of pipeline extended	4,000,000	2023-2027	CGTN	WENR & CC
Kipsaina centre, Kesogon market, Ekegoro village, St christopher	Kipsaina centre, Kesogon market, Ekegoro village, St christopher	Sinyereri	Increase access to clean and safe water	Pipeline extension	10km of pipeline extended	15,000,000	2023-2027	CGTN	WENR & CC
Kipsing'ori VTC pipeline extensions	Kipsingori	Motosiet	Increase access to clean and safe water	Pipeline extension	3km of pipeline extended	2,000,000	2023-2027	CGTN	WENR & CC
Mailinane – Kaplamai and water line rehabilitation and rehabilitation	Mailinane, Kaplamai, Surungai	Motosiet	Increase access to clean and safe water	Pipeline rehabilitation and extension	3km of pipeline rehabilitated and extended	5,000,000	2023-2027	CGTN	WENR & CC
Kaplamai pipeline extensions	Kaplamai	Kaplamai	Increase access to clean and safe water	Pipeline rehabilitation and extension	20km of pipeline rehabilitated and extended	15,000,000	2023-2027	CGTN	WENR & CC
Matumaini water project	Matumaini	Makutano	Increase access to clean and safe water	Pipeline rehabilitation and extension	10km of pipeline rehabilitated and extended	10,000,000	2023-2027	CGTN	WENR & CC
Matundu water project	Matundu	Makutano	Increase access to	Construction of intake works	Intake constructed	10,000,000	2023-2027	CGTN	WENR & CC



			clean and safe water						
Mwaita pipeline	Mwaita area	Makutano	Increase access to clean and safe water	Pipeline rehabilitation and extension	3km of pipeline rehabilitated and extended	2,000,000	2023-2027	CGTN	WENR & CC
Chepsiro Health Center Chinese Project Kapsigilai field Chepkatet water w	Chepsiro	Chepsiro	Increase access to clean and safe water	Pipeline rehabilitation and extension	10km of pipeline rehabilitated and extended	15,000,000	2023-2027	CGTN	WENR & CC
Kiptogot Kolongolo water project	Kwanza	Kwanza	Increase access to clean and safe water	Pipeline extension	50km of pipeline rehabilitated and extended	200,000,000	2023-2027	CGTN	WENR & CC
Storage tanks	Matumbei, Kwanza, Luuya, Kamoi, Kachibora, Kiptoi, Lessos, Hilltop, NZOWAS CO Northern compound, SoKomoko, Mateget	<ul style="list-style-type: none"> Matumbei, Keiyo, Kwanza, Bidii, Chepsiro (Kiptenden, Benon), Waitaluk, Motosiet 	Increase water storage	Construction of 100m ³ and 50m ³ masonry storage tanks	10No. storage tanks constructed	20,000,000	2023-2027	CGTN	WENR & CC
Chepngiriot Borehole water	Chepngiriot	Matumbei	Increase access to clean and safe water	Drilling, test pumping and equipping of the borehole with tank installation	Borehole drilled, equipped and tank installed	3,000,000	2023-2027	CGTN	WENR & CC
Labot borehole water	Labot	Matumbei	Increase access to clean and safe water	Drilling, test pumping and equipping of the borehole with tank installation	Borehole drilled, equipped and tank installed	3,000,000	2023-2027	CGTN	WENR & CC
Njuguna borehole	Njuguna	Chepchoina	Increase access	Drilling, test pumping and equipping of the	Borehole drilled, equipped	3,000,000	2023-2027	CGTN	WENR & CC



			to clean and safe water	borehole with tank installation	and tank installed				
Milimani borehole	Milimani	Chepchoina	Increase access to clean and safe water	Drilling, test pumping and equipping of the borehole with tank installation	Borehole drilled, equipped and tank installed	3,000,000	2023-2027	CGTN	WENR & CC
Cheberem borehole	Cheberem	Chepchoina	Increase access to clean and safe water	Drilling, test pumping and equipping of the borehole with tank installation	Borehole drilled, equipped and tank installed	3,000,000	2023-2027	CGTN	WENR & CC
Rasras borehole	Rasras	Chepchoina	Increase access to clean and safe water	Drilling, test pumping and equipping of the borehole with tank installation	Borehole drilled, equipped and tank installed	3,000,000	2023-2027	CGTN	WENR & CC
Hilltop borehole	Hilltop	Bidii	Increase access to clean and safe water	Drilling, test pumping and equipping of the borehole with tank installation	Borehole drilled, equipped and tank installed	3,000,000	2023-2027	CGTN	WENR & CC
Lessos primary borehole	Lessos area	Bidii	Increase access to clean and safe water	Drilling, test pumping and equipping of the borehole with tank installation	Borehole drilled, equipped and tank installed	3,000,000	2023-2027	CGTN	WENR & CC
Kesogon market borehole	Kesogon	Sinyereri	Increase access to clean and safe water	Drilling, test pumping and equipping of the borehole with tank installation	Borehole drilled, equipped and tank installed	3,000,000	2023-2027	CGTN	WENR & CC
St. Marks High School and Motosiet boreholes	St. Marks High School and Motosiet	Motosiet	Increase access to clean and safe water	Drilling, test pumping and equipping of the borehole with tank installation	Borehole drilled, equipped and tank installed	6,000,000	2023-2027	CGTN	WENR & CC
Kaplamai	Kaplamai	Kaplamai	Increase	Drilling, test	Borehole	15,000,000	2023-	CGTN	WENR &



Borehole drilling			se access to clean and safe water	pumping and equipping of the borehole with tank installation	drilled, equipped and tank installed	00	2027		CC
Mwaita borehole	Mwaita	Cherang'any / Suwerwa	Increase access to clean and safe water	Drilling, test pumping and equipping of the borehole with tank installation	Borehole drilled, equipped and tank installed	3,000,000	2023-2027	CGTN	WENR & CC
Samuel Kuto Farm Kongasis Loima primary school Koibarak Kapchindo water project Milimani kwa Emmanuel water project Christopher Kibet Kaptow primary Kongasis	Loima primary school Koibarak Kapchindo water project Milimani kwa Emmanuel water project Christopher Kibet Kaptow primary Kongasis	Chepsiro/Kiptoro		Drilling and installation of boreholes, and distribution of borehole water and solar pumping	Borehole drilled, equipped and tank installed	15,000,000	2023-2027	CGTN	WENR & CC
County water bowser	County headquarters	County headquarters	Increase access to clean and safe water	Acquiring of a water bowser	Water bowser acquired	15,000,000	2023-2024	CGTN	WENR & CC
Keringet borehole	Keringet	Keiyo	Increase access to clean and safe water	Drilling, test pumping and equipping of the borehole with tank installation	Borehole drilled, equipped and tank installed	3,000,000	2023-2027	CGTN	WENR & CC ent
Keiyo Centre borehole	Keiyo Centre	Keiyo	Increase access to clean and safe water	Drilling, test pumping and equipping of the borehole with tank installation	Borehole drilled, equipped and tank installed	3,000,000	2023-2027	CGTN	WENR & CC
Milimani	Milimani	Keiyo	Increase	Drilling, test	Borehole	3,000,000	2023-	CGTN	WENR &



Primary borehole	Primary		se access to clean and safe water	pumping and equipping of the borehole with tank installation	drilled, equipped and tank installed	0	2027		CC
St. Francis Secondary Schools borehole	St. Francis Secondary Schools	Keiyo	Increase access to clean and safe water	Drilling, test pumping and equipping of the borehole with tank installation	Borehole drilled, equipped and tank installed	3,000,000	2023-2027	CGTN	WENR & CC
Muongano Dispensary borehole	Muongano Dispensary	Keiyo	Increase access to clean and safe water	Drilling, test pumping and equipping of the borehole with tank installation	Borehole drilled, equipped and tank installed	3,000,000	2023-2027	CGTN	WENR & CC
Kwanza polytechnic borehole	Kwanza polytechnic,	Kwanza	Increase access to clean and safe water	Drilling, test pumping and equipping of the borehole with tank installation	Borehole drilled, equipped and tank installed	3,000,000	2023-2027	CGTN	WENR & CC
Karus borehole	Karus	Kwanza	Increase access to clean and safe water	Drilling, test pumping and equipping of the borehole with tank installation	Borehole drilled, equipped and tank installed	3,000,000	2023-2027	CGTN	WENR & CC
Koros centre borehole	Koros centre	Kwanza	Increase access to clean and safe water	Drilling, test pumping and equipping of the borehole with tank installation	Borehole drilled, equipped and tank installed	3,000,000	2023-2027	CGTN	WENR & CC
Mogoiwet Secondary borehole	Mogoiwet	Waitaluk	Increase access to clean and safe water	Drilling, test pumping and equipping of the borehole with tank installation	Borehole drilled, equipped and tank installed	3,000,000	2023-2027	CGTN	WENR & CC
Chebarus community borehole	Mogoiwet	Waitaluk	Increase access to clean and safe water	Drilling, test pumping and equipping of the borehole with tank installation	Borehole drilled, equipped and tank installed	3,000,000	2023-2027	CGTN	WENR & CC



Kapkoi borehole	Kapkoi	Waitaluk	water Increase access to clean and safe water	Drilling, test pumping and equipping of the borehole with tank installation	Borehole drilled, equipped and tank installed	3,000,000	2023-2027	CGTN	WENR & CC
Upgrading of Kiminini primary borehole	Kiminini	Kiminini	Increase access to clean and safe water	Installation of solar pumping unit and pipeline rehabilitation	Solar pumping unit installed and pipeline rehabilitated	10,000,000	2023-2027	CGTN	WENR & CC
Mainek, Kaptien, Guthongorio and Machungwa	Mainek, Toror, Kaptien, Guthongorio and Machungwa	Sirende	Increase access to clean and safe water	Installation of solar pumping unit and pipeline rehabilitation	Solar pumping unit installed and pipeline rehabilitated	10,000,000	2023-2027	CGTN	WENR & CC
Bondeni Chalicha water project		Sikhendu	Increase access to clean and safe water	Spring source and pipeline rehabilitation	Spring source and pipeline rehabilitated	10,000,000	2023-2027	CGTN	WENR & CC
Kabuyefwe Water Supply, Natunyeki Water Point and Sikhendu Dispensary pipeline	Kabuyefwe Water Supply, Natunyeki Water Point and Sikhendu Dispensary	Sikhendu	Increase access to clean and safe water	Pipeline rehabilitations and expansion	Kilometers of pipeline rehabilitated and expanded	6,000,000	2023-2027	CGTN	WENR & CC
Hilltop Primary borehole	Hilltop Primary	Sitatunga	Increase access to clean and safe water	Drilling, test pumping and equipping of the borehole with tank installation	Borehole drilled, equipped and tank installed	3,000,000	2023-2027	CGTN	WENR & CC
Kachibora market Kipkeikei market Cherangany sub-county hospital Koibarak primary school boreholes	Kachibora market Kipkeikei market Cherangany sub-county hospital Koibarak primary school	Cherangany/suwerwa	Increase access to clean and safe water	Drilling, test pumping and equipping of the borehole with tank installation	Borehole drilled, equipped and tank installed	12,000,000	2023-2027	CGTN	WENR & CC



Muungano, Sinoko, Kadasa Kapkoi and Kaptega dams	Muungano, Sinoko and Kaptega	Keiyo	Increase water storage and flood control	Desilting, construction of embankment, catchment protection and securing of the dam	Dams secured and desilted; embankment constructed; and catchment protected	40,000,000	2023-2027	CGTN	WENR & CC
Endebess Dams		Endebess	Increase water storage and flood control	Desilting, construction of embankment, catchment protection and securing of the dam	Dams secured and desilted; embankment constructed; and catchment protected	40,000,000	2023-2027	CGTN	WENR & CC
Robinson Dam	Robinson farm	Chepchoina	Increase water storage and flood control	Desilting, construction of embankment, catchment protection and securing of the dam	Dams secured and desilted; embankment constructed; and catchment protected	10,000,000	2023-2027	CGTN	WENR & CC
Kapsitwet dam	Kapsitwet	Kapomboi	Increase water storage and flood control	Desilting, construction of embankment, catchment protection and securing of the dam	Dams secured and desilted; embankment constructed; and catchment protected	10,000,000	2023-2027	CGTN	WENR & CC
Amuka and Gidea dams	Amuka and Gidea	Kwanza	Increase water storage and flood control	Desilting, construction of embankment, catchment protection and securing of the dam	Dams secured and desilted; embankment constructed; and catchment protected	20,000,000	2023-2027	CGTN	WENR & CC
Kibomet A & B and	Kibomet A & B and	Hospital	Increase	Desilting, construction of	Dams secured	30,000,000	2023-2027	CGTN	WENR & CC



Naisambu dams	Naisambu		water storage and flood control	embankment, catchment protection and securing of the dam	and desilted; embankment constructed; and catchment protected				
Kapulwet and Koyo dams	Kapulwet and Koyo	Waitaluk	Increase water storage and flood control	Desilting, construction of embankment, catchment protection and securing of the dam	Dams secured and desilted; embankment constructed; and catchment protected	20,000,000	2023-2027	CGTN	WENR & CC
Wamuini Konoin and Makutano dams	Wamuini Konoin and Makutano	Kiminini	Increase water storage and flood control	Desilting, construction of embankment, catchment protection and securing of the dam	Dams secured and desilted; embankment constructed; and catchment protected	30,000,000	2023-2027	CGTN	WENR & CC
Wehoya and Nyakinywa dams	Wehoya and Nyakinywa	Sirende	Increase water storage and flood control	Desilting, construction of embankment, catchment protection and securing of the dam	Dams secured and desilted; embankment constructed; and catchment protected	20,000,000	2023-2027	CGTN	WENR & CC
Orombe Dam	Orombe	Sitatunga	Increase water storage and flood control	Desilting, construction of embankment, catchment protection and securing of the dam	Dams secured and desilted; embankment constructed; and catchment protected	7,000,000	2023-2027	CGTN	WENR & CC
Silanga Osorongai Seum Canaan	Silanga Osorongai Seum Canaan	Cherang'any / Suwerwa	Increase water storage	Desilting, construction of embankment, catchment	Dams secured and desilted;	40,000,000	2023-2027	CGTN	WENR & CC



dams			e and flood control	protection and securing of the dam	embankment constructed; and catchment protected				
Development of Chepirirbei Shallow well	Kitum	Endebess	Increase access to clean and safe water	Shallow well development and protection	Developed and equipped shallow	330,000	2023-2024	CGTN	WENR & CC
Chemwote i hand dug well equipping	Chemwote i	Endebess	Increase access to clean and safe water	Shallow well development and protection	Developed and equipped shallow well	324,220	2023-2024	CGTN	WENR & CC
Matisi - Sokomoko pipeline extension	Matisi - Sokomoko	Matisi	Increase access to clean and safe water	Pipeline extension	Pipeline extended	999,900	2023-2024	CGTN	WENR & CC
Matisi Rural – Orone pipeline extension	Matisi Rural – Orone	Matisi	Increase access to clean and safe water	Pipeline extension	Pipeline extended	1,960,650	2023-2024	CGTN	WENR & CC
Mengo pipeline extension	Mengo	Saboti	Increase access to clean and safe water	Pipeline extension	5km of pipeline extended	1,996,370	2023-2024	CGTN	WENR & CC
Arap Keino spring protection	Toro	Sirende	Increase access to clean and safe water	Spring protection	Spring protected	198,006	2023-2024	CGTN	WENR & CC
Wehoya pipeline extension	Wehoya farm	Sirende	Increase access to clean and	Pipeline extension	Pipeline extended	2,999,000	2023-2024	CGTN	WENR & CC



			safe water						
Watwati Spring protection	Kiminini	Kiminini	Increase access to clean and safe water	Spring protection and construction	Constructed and protected of springs	199,993	2023-2024	CGTN	WENR & CC
Huruma, marura, kemeloi, Pombo, line moja, and surungai (Kwa Masinde springs)	Huruma, marura, kemeloi, Pombo, line moja, and surungai (Kwa Masinde)	Sitatunga	Increase access to clean and safe water	Spring protection and construction	Spring protected	1,500,000	2023-2025	CGTN	WENR & CC
Makutano Cheptetwo Leltangat Kipkoroit Ngembatich Kapcherop springs	Makutano Cheptetwo Leltangat Kipkoroit Ngembatich Kapcherop	Chereng'any/Suwerwa	Increase access to clean and safe water	Spring protection and construction	Spring protected	1,500,000	2023-2025	CGTN	WENR & CC
Kapcherpar Spring Joseph Saina Spring Tuiyobei Spring Kapmatip Spring	Kapcherpar, Joseph Saina, Tuiyobei centre and Kapmatip	Chepsiro	Increase access to clean and safe water	Spring protection and construction	Spring protected	1,000,000	2023-2025	CGTN	WENR & CC
Lessos spring	Lessos	Bidii	Increase access to clean and safe water	Construction and protection of springs and their catchment area	Springs constructed and catchments protected	250,000	2023-2026	CGTN	WENR & CC
Sokomoko spring	Sokomoko	Bidii	Increase access to clean and safe water	Construction and protection of springs and their catchment area	Springs constructed and catchments protected	250,000	2023-2026	CGTN	WENR & CC
Bidii spring	Bidii	Bidii	Increase access to clean and safe water	Construction and protection of springs and their catchment area	Springs constructed and catchments protected	250,000	2023-2026	CGTN	WENR & CC
Mutoni	Mutoni	Bidii	Increase	Construction and	Springs	250,000	2023-	CGTN	WENR &



spring			se access to clean and safe water	protection of springs and their catchment area	construct ed and catchme nts protecte d		2026		CC
Pombo spring	Pombo	Bidii	Increa se access to clean and safe water	Construction and protection of springs and their catchment area	Springs construct ed and catchme nts protecte d	250,000	2023-2026	CGTN	WENR & CC
Spring rehabilitati ons and constructi on	Karaus dip village at mzee iptaabut water spring; Ainasit village at Jonathans water spring; Milima primary water spring; Onalla's water spring; Sinoko water spring; Likovele water spring; ovwam water spring' Solomon Kakai water spring	Kwanza	Increa se access to clean and safe water	Construction and protection of springs and their catchment area	Springs construct ed and catchme nts protecte d	2,000,000	2023-2026	CGTN	Water, WENR & CC
	Michai SPRING	SINYERERI	Increa se access to clean and safe water	Construction and protection of springs and their catchment area	Springs construct ed and catchme nts protecte d	250,000	2023-2024	CGTN	Water, WENR & CC
Namakhel e, and Mitoni mitatu spring protection	Namakhel e and Mitoni mitatu,	Waitaluk	Increa se access to clean and safe water	Construction and protection of springs and their catchment area	Springs construct ed and catchme nts protecte d	2,000,000	2023-2026	CGTN	WENR & CC



Nakwenga and St. Brigit	Kiminini	Kiminini	Increase access to clean and safe water	Construction and protection of springs and their catchment area	Springs constructed and catchments protected	500,000	2023-2024	CGTN	WENR & CC
Spring protection in Kiminini	Kiminini	Kiminini	Increase access to clean and safe water	Construction and protection of springs and their catchment area	Springs constructed and catchments protected	2,000,000	2023-2026	CGTN	WENR & CC
Spring protection in Sirende	Sirende	Sirende	Increase access to clean and safe water	Construction and protection of springs and their catchment area	Springs constructed and catchments protected	1,500,000	2023-2027	CGTN	WENR & CC
Koroga, Kwa Ayub, Barbaton, and Mucharage water point	Koroga, Kwa Ayub, Barbaton, Mucharage	Sikhendu	Increase access to clean and safe water	Construction and protection of water points and their catchment area	4No. water points constructed and catchments protected	1,200,000	2023-2027	CGTN	Water, WENR & CC
Sosio – Teldet water project	Saboti, Machewa, Kiminini, and Sikhendu	Part of Saboti/Kiminini sub counties	Increase access to clean and safe water	Sourcing of funds and implementation of the project	4No. water points constructed and catchments protected	10,000,000	2023-2027	CGTN	WENR & CC
Mucharage dip, St. Theresa's Secondary School borehole rehabilitation	Sikhendu	Sikhendu	Increase access to clean and safe water	Upgrading and rehabilitation of school boreholes and	2No. boreholes upgraded and rehabilitated	4,000,000	2023-2027	CGTN	WENR & CC
Mukuyuni Primary	Mukuyuni Primary	Sikhendu	Increase access to clean and safe water	Borehole equipping	Borehole equipped	2,000,000	2023-2024	CGTN	WENR & CC
Birunda Dispensary	Birunda Dispensary	Nabiswa	Increase access to	Borehole equipping	Borehole equipped	2,000,000	2023-2024	CGTN	WENR & CC



			clean and safe water						
Kiminini	Kiminini	Kiminini	Increase access to clean and safe water	Borehole equipping	Borehole equipped	2,000,000	2023-2024	CGTN	WENR & CC
Legemet primary	Legemet primary	Saboti	Increase access to clean and safe water	Borehole equipping	Borehole equipped	2,000,000	2023-2024	CGTN	WENR & CC
St. Michael Top Station	St. Michael Top Station	Waitaluk	Increase access to clean and safe water	Borehole equipping	Borehole equipped	2,000,000	2023-2024	CGTN	WENR & CC
Kachibora market	Kachibora market	Suwerwa/Cherang'any	Increase access to clean and safe water	Borehole equipping	Borehole equipped	2,000,000	2023-2024	CGTN	WENR & CC
Surungai primary school	Surungai primary school	Motosiet	Increase access to clean and safe water	Borehole equipping	Borehole equipped	2,000,000	2023-2024	CGTN	WENR & CC
Kapsigilai	Kapsigilai	Chepsiro	Increase access to clean and safe water	Borehole equipping	Borehole equipped	2,000,000	2023-2024	CGTN	WENR & CC
Makunga Secondary	Makunga Secondary	Bidii	Increase access to clean and safe water	Borehole equipping	Borehole equipped	2,000,000	2023-2024	CGTN	WENR & CC
Mlimani in	Mlimani in Chepchoin	Chepchoina	Increase	Borehole equipping	Borehole equipped	2,000,000	2023-2024	CGTN	WENR & CC



Chepchoina	a		access to clean and safe water						
Wamuini center	Wamuini center	Waitaluk	Increase access to clean and safe water	Borehole equipping	Borehole equipped	2,000,000	2023-2024	CGTN	WENR & CC
Bata muhiu Borehole	Bata muhiu	Kaplamai	Increase access to clean and safe water	Drilling, test pumping and equipping of the borehole with tank installation	Borehole drilled, equipped and tank installed	3,000,000	2023-2027	CGTN	WENR & CC
Baraka Borehole	Baraka	Makutano	Increase access to clean and safe water	Drilling, test pumping and equipping of the borehole with tank installation	Borehole drilled, equipped and tank installed	3,000,000	2023-2027	CGTN	WENR & CC
Kapkures Borehole	Kapkures	Matumbei	Increase access to clean and safe water	Drilling, test pumping and equipping of the borehole with tank installation	Borehole drilled, equipped and tank installed	3,000,000	2023-2027	CGTN	WENR & CC
Lessos primary school Borehole	Lessos primary school	Bidii	Increase access to clean and safe water	Drilling, test pumping and equipping of the borehole with tank installation	Borehole drilled, equipped and tank installed	3,000,000	2023-2027	CGTN	WENR & CC
Usafi Estate Borehole	Usafi Estate	Tuwan	Increase access to clean and safe water	Drilling, test pumping and equipping of the borehole with tank installation	Borehole drilled, equipped and tank installed	3,000,000	2023-2027	CGTN	WENR & CC
Mogoiywet Sec Borehole	Mogoiywet Sec	Waitaluk	Increase access to clean and safe water	Drilling, test pumping and equipping of the borehole with tank installation	Borehole drilled, equipped and tank installed	3,000,000	2023-2027	CGTN	WENR & CC



Mlima Lulu Borehole	Mlima Lulu	Kwanza	Increase access to clean and safe water	Drilling, test pumping and equipping of the borehole with tank installation	Borehole drilled, equipped and tank installed	3,000,000	2023-2027	CGTN	WENR & CC
Namanjala Borehole	Namanjala	Kapomboi	Increase access to clean and safe water	Drilling, test pumping and equipping of the borehole with tank installation	Borehole drilled, equipped and tank installed	3,000,000	2023-2027	CGTN	WENR & CC
Kaptien Borehole	Kaptien	Sirende	Increase access to clean and safe water	Drilling, test pumping and equipping of the borehole with tank installation	Borehole drilled, equipped and tank installed	3,000,000	2023-2027	CGTN	Water, WENR & CC
Machinjoni sewerage plant	Machinjoni	Matisi	Improve liquid waste disposal	Rehabilitation/ construction of the sewer plant			2023-2027	CGTN	WENR & CC
Tuwan Sewerline	Tuwan	Tuwan	Improve liquid waste disposal	Laying of sewer line	2km of Sewer line laid	7,000,000	2023-2027	CGTN	WENR & CC
Manhole covers	Tuwan, Matisi	Tuwan, Matisi	Improve liquid waste disposal	Replacement of Vandalized Manhole Covers	500no. manhole covers replaced	5,000,000	2023-2027	CGTN	WENR & CC
Endebess Sewerage plant	Endebess Market centre	Endebess	Improve liquid waste disposal	Establishment of the sewerage system	Established sewer system	50,000,000	2023-2027	CGTN	WENR & CC
Sibanga Sewerage plant	Sibanga Market centre	Sitatunga	Improve liquid waste disposal	Establishment of the sewerage system	Established sewer system	50,000,000	2023-2027	CGTN	WENR & CC
Kwanza Sewerage plant	Kwanza Market centre	Kwanza	Improve liquid waste disposal	Establishment of the sewerage system	Established sewer system	50,000,000	2023-2027	CGTN	WENR & CC
County Exhauster	County headquarter	County headquarters	Improve	Acquire exhauster trucks	2no. exhauste	26,000,000	2023-2027	CGTN	WENR & CC



truck	rs		liquid waste disposal		r trucks acquired				
Bidii sewerline	Lower lessos, (Faith care), Hilltop, Veterinary. Bidii Center	Bidii	Improve liquid waste disposal	Connection to the sewerage system	Sewer line connected	15,000,000	2023-2027	CGTN	WENR & CC
Solid waste management	Tuwan, Matisi, Endeless, Hospital Kiminini, Sibanga centre, Chebarus, Maili saba, Kachibora, Makutano centre	Tuwan, Matisi, Endeless, Hospital Kiminini, Cherang'any/S uwerwa, Sitatunga, Makutano	Enhance solid waste disposal	Procurement of Bulk bins	50No. of bulk bins procured	20,000,000	2023-2027	CGTN	WENR & CC
				Procurement of street litter bins	300No. of street litter bins procured	9,000,000	2023-2027	CGTN	WENR & CC
				Acquire approved solid waste collection and transportation vehicles	3no approved solid waste collection and transportation vehicles acquired	36,000,000	2023-2025	CGTN	WENR & CC
Chepkaka Dam, Bondeni, Steenkamp, Otsula, and Olkessem forestation initiative		Machewa, Matisi	Increase tree cover	Catchment protection by supplying, planting and growing of tree seedlings	Catchment protected	30,000,000	2023-2027	CGTN	WENR & CC
River bank protection	Endeless, Sabwani River, Pombo spring area, Bidii Forest, Waitaluk,	Endeless, Bidii, Waitaluk,	Enhance catchment protection	Pegging and planting of riverine tree seedlings	5km of river bank pegged; No. of riverine tree seedlings planted	20,000,000	2023-2027	CGTN	WENR & CC
Tree planting	Matisi, Kwanza, Motosiet, Kaplamai	Matisi, Kwanza, Motosiet, Kaplamai	Increase carbon sinks	Distribution, planting and growing of tree seedlings	Number of tree seedlings planted and grown	50,000,000	2023-2027	CGTN	WENR & CC
Wetland protections	Waitaluk, Sitatunga, Sinyereri	Waitaluk, Sitatunga, Sinyereri	Enhance water catchment protection	Community sensitization, Pegging and planting and growing of riverine tree seedlings	5km of river bank pegged; No. of riverine tree	20,000,000	2023-2027	CGTN	WENR & CC



					seedlings planted				
Matumbei pipeline extension and repair	1.Koibei tank to labot, cheptaragai 2. Koibei tank to toboocenter kobei dispensary 3.chemken gen, kimondo chesitia repair of water pipes 4. Tithmet pipes repair	Matumbei	Increase access to clean and safe water	Extension and repair of pipes	pipeline rehabilitated and extended	4,500,000	2023/2027	CGTN	WENR & CC
Kapomboi pipeline Extension	Namanjala	Kapomboi	Increase access to clean and safe water	Pipeline Extension	pipeline rehabilitated and extended	1M	2023/2027	CGTN	WENR & CC
Syprus Center borehole	Syprus center	Kapomboi	Increase access to clean and safe water	Drilling, test pumping and equipping of the borehole	Borehole drilled, equipped	1.5M	2023/2027	CGTN	WENR & CC
Sinyereri Pipeline extension	Aruba kesoja	Sinyereri	Increase access to clean and safe water	Pipeline Extension	pipeline rehabilitated and extended	3.2M	2023/2027	CGTN	WENR & CC

6. Education Capital Projects

Project Name	Ward	Objectives	Description of activities	Targets/	Estimated Cost	Time Frame	Source of funds	Implementation agency
Construction of a model ECDE Classrooms at Tuwan	Tuwan	To improve on learning environment	Development of BoQs Procurement process;	Model twin classroom constructed Playground constructed	4,000,000	23/2024-2027/28	CGTN	Education Department



ECDE				Center furnished 4 door latrine constructed				
Construction of a model ECDE Classrooms at Trans Nzoia ECDE	Tuwan	To improve on learning environment	Development of BoQs Procurement process	Model twin classroom constructed Playground constructed Center furnished 4 door latrine constructed	4,000,000	2024-2027	CGTN	Education Department
Construction of a model ECDE Classrooms at Matisi ECDE	Matisi	To improve on learning environment	Development of BoQs Procurement process	Model twin classroom constructed Playground constructed Center furnished 4 door latrine constructed	4,000,000	2024-2027	CGTN	Education Department
Construction of a model ECDE Classrooms at Kitale school ECDE	Matisi	To improve on learning environment	Development of BoQs Procurement process	Model twin classroom constructed Playground constructed Center furnished 4 door latrine constructed	4,000,000	2024-2027	CGTN	Education Department
Construction of a model ECDE Classrooms at Bidii ECDE	Bidii	To improve on learning environment	Development of BoQs Procurement process	Model twin classroom constructed Playground constructed Center furnished 4 door latrine constructed	4,000,000	23/2024-2027/28	CGTN	Education Department
Construction of a model ECDE Classrooms at Lessos ECDE	Bidii	To improve on learning environment	Development of BoQs Procurement process	Model twin classroom constructed Playground constructed Center furnished 4 door latrine constructed	4,000,000	23/2024-2027/28	CGTN	Education Department
Construction of a model ECDE Classrooms at Naisambu ECDE	Hospital	To improve on learning environment	Development of BoQs Procurement process	Model twin classroom constructed Playground constructed Center furnished	4,000,000	23/2024-2027/28	CGTN	Education Department



				4 door latrine constructed				
Construction of a model ECDE Classrooms at Forest ECDE	Hospital	To improve on learning environment	Development of BoQs Procurement process	Model twin classroom constructed Playground constructed Center furnished 4 door latrine constructed	4,000,000	23/2024-2027/28	CGTN	Education Department
Construction of a model ECDE Classrooms at Weyeta ECDE	Kiminini	To improve on learning environment	Development of BoQs Procurement process	Model twin classroom constructed Playground constructed Center furnished 4 door latrine constructed	4,000,000	23/2024-2027/28	CGTN	Education Department
Construction of a model ECDE Classrooms at Konoin ECDE	Kiminini	To improve on learning environment	Development of BoQs Procurement process	Model twin classroom constructed Playground constructed Center furnished 4 door latrine constructed	4,000,000	23/2024-2027/28	CGTN	Education Department
Construction of a model ECDE Classrooms at Lulu ECDE	Nabiswa	To improve on learning environment	Development of BoQs Procurement process	Model twin classroom constructed Playground constructed Center furnished 4 door latrine constructed	4,000,000	23/2024-2027/28	CGTN	Education Department
Construction of a model ECDE Classrooms at Makindu ECDE	Nabiswa	To improve on learning environment	Development of BoQs Procurement process	Model twin classroom constructed Playground constructed Center furnished 4 door latrine constructed	4,000,000	23/2024-2027/28	CGTN	Education Department
Construction of a model ECDE Classrooms at Kabuyefwe ECDE	Sikhendu	To improve on learning environment	Development of BoQs Procurement process	Model twin classroom constructed Playground constructed Center furnished 4 door latrine	4,000,000	23/2024-2027/28	CGTN	Education Department



Construction of a model ECDE Classrooms at St. Theresas special school ECDE	Sikhendu	To improve on learning environment	Development of BoQs Procurement process	constructed Model twin classroom constructed Playground constructed Center furnished 4 door latrine constructed	4,000,000	23/2024-2027/28	CGT N	Education Department
Construction of a model ECDE Classrooms at Kibagenge ECDE	Waitaluk	To improve on learning environment	Development of BoQs Procurement process	Model twin classroom constructed Playground constructed Center furnished 4 door latrine constructed	4,000,000	23/2024-2027/28	CGT N	Education Department
Construction of a model ECDE Classrooms at Mabonde ECDE	Waitaluk	To improve on learning environment	Development of BoQs Procurement process	Model twin classroom constructed Playground constructed Center furnished 4 door latrine constructed	4,000,000	23/2024-2027/28	CGT N	Education Department
Construction of a model ECDE Classrooms at Kaptien ECDE	Sirende	To improve on learning environment	Development of BoQs Procurement process	Model twin classroom constructed Playground constructed Center furnished 4 door latrine constructed	4,000,000	23/2024-2027/28	CGT N	Education Department
Construction of a model ECDE Classrooms at Sirende ECDE	Sirende	To improve on learning environment	Development of BoQs Procurement process	Model twin classroom constructed Playground constructed Center furnished 4 door latrine constructed	4,000,000	23/2024-2027/28	CGT N	Education Department
Construction of a model ECDE Classrooms at Chebukaka ECDE	Saboti	To improve on learning environment	Development of BoQs Procurement process	Model twin classroom constructed Playground constructed Center furnished 4 door latrine constructed	4,000,000	23/2024-2027/28	CGT N	Education Department
Construction	Saboti	To improve	Development	Model twin	4,000,000	23/202	CGT	Education



of a model ECDE Classrooms at Kipsagam ECDE		on learning environment	ent of BoQs Procurement process	classroom constructed Playground constructed Center furnished 4 door latrine constructed		4-2027/28	N	Department
Construction of a model ECDE Classrooms at Kinyoro ECDE, milembe, Lungai	Kinyoro	To improve on learning environment	Development of BoQs Procurement process	Model twin classroom constructed Playground constructed Center furnished 4 door latrine constructed	4,000,000	23/2024-2027/28	CGTN	Education Department
Construction of a model ECDE Classrooms at Cheptumbeli o ECDE	Kinyoro	To improve on learning environment	Development of BoQs Procurement process	Model twin classroom constructed Playground constructed Center furnished 4 door latrine constructed	4,000,000	23/2024-2027/28	CGTN	Education Department
Construction of a model ECDE Classrooms at Lukhome ECDE	Machewa	To improve on learning environment	Development of BoQs Procurement process	Model twin classroom constructed Playground constructed Center furnished 4 door latrine constructed	4,000,000	23/2024-2027/28	CGTN	Education Department
Construction of a model ECDE Classrooms at Machewa ECDE	Machewa	To improve on learning environment	Development of BoQs Procurement process	Model twin classroom constructed Playground constructed Center furnished 4 door latrine constructed	4,000,000	23/2024-2027/28	CGTN	Education Department
Construction of a model ECDE Classrooms at Endebess center ECDE	Endebess	To improve on learning environment	Development of BoQs Procurement process	Model twin classroom constructed Playground constructed Center furnished 4 door latrine constructed	4,000,000	23/2024-2027/28	CGTN	Education Department
Construction of a model ECDE	Endebess	To improve on learning environment	Development of BoQs	Model twin classroom constructed	4,000,000	23/2024-2027/28	CGTN	Education Department



Classrooms at Lurende ECDE			Procurement process	Playground constructed Center furnished 4 door latrine constructed		8		
Construction of a model ECDE Classrooms at Naifam ECDE	Chepchoina	To improve on learning environment	Development of BoQs Procurement process	Model twin classroom constructed Playground constructed Center furnished 4 door latrine constructed	4,000,000	23/2024-2027/28	CGTN	Education Department
Construction of a model ECDE Classrooms at A.I.C Cheberem ECDE	Chepchoina	To improve on learning environment	Development of BoQs Procurement process	Model twin classroom constructed Playground constructed Center furnished 4 door latrine constructed	4,000,000	23/2024-2027/28	CGTN	Education Department
Construction of a model ECDE Classrooms Robinson	Chepchoina	To improve on learning environment	Development of BoQs Procurement process	Model twin classroom constructed Playground constructed Center furnished 4 door latrine constructed	2,500,000	23/2024-2027/28	CGTN	Education Department
Construction of a model ECDE Classrooms at Salama ECDE	Matumbei	To improve on learning environment	Development of BoQs Procurement process	Model twin classroom constructed Playground constructed Center furnished 4 door latrine constructed	4,000,000	23/2024-2027/28	CGTN	Education Department
Construction of a model ECDE Classrooms at Chesitia ECDE	Matumbei	To improve on learning environment	Development of BoQs Procurement process	Model twin classroom constructed Playground constructed Center furnished 4 door latrine constructed	2,500,000	23/2024-2027/28	CGTN	Education Department
Construction of a model ECDE Classrooms at Cheptikit	Matumbei	To improve on learning environment	Development of BoQs Procurement process	Model twin classroom constructed Playground constructed	2,500,000	23/2024-2027/28	CGTN	Education Department



ECDE				Center furnished 4 door latrine constructed				
Construction of a model ECDE Classrooms at Kwanza ECDE	Kwanza	To improve on learning environment	Development of BoQs Procurement process	Model twin classroom constructed Playground constructed Center furnished 4 door latrine constructed	4,000,000	23/2024-2027/28	CGTN	Education Department
Construction of a model ECDE Classrooms at Kipsoen ECDE	Kwanza	To improve on learning environment	Development of BoQs Procurement process	Model twin classroom constructed Playground constructed Center furnished 4 door latrine constructed	4,000,000	23/2024-2027/28	CGTN	Education Department
Construction of a model ECDE Classrooms at Kiptuimet ECDE	Keiyo	To improve on learning environment	Development of BoQs Procurement process	Model twin classroom constructed Playground constructed Center furnished 4 door latrine constructed	4,000,000	23/2024-2027/28	CGTN	Education Department
Construction of a model ECDE Classrooms at Kapkoi RC ECDE	Keiyo	To improve on learning environment	Development of BoQs Procurement process	Model twin classroom constructed Playground constructed Center furnished 4 door latrine constructed	4,000,000	23/2024-2027/28	CGTN	Education Department
Construction of a model ECDE Classrooms at Kapomboi ECDE	Kapomboi	To improve on learning environment	Development of BoQs Procurement process	Model twin classroom constructed Playground constructed Center furnished 4 door latrine constructed	4,000,000	23/2024-2027/28	CGTN	Education Department
Construction of a model ECDE Classrooms at Koboss ECDE	Kapomboi	To improve on learning environment	Development of BoQs Procurement process	Model twin classroom constructed Playground constructed Center furnished	4,000,000	23/2024-2027/28	CGTN	Education Department



				4 door latrine constructed				
Construction of ECDE classroom ST. Lwanga	KAPOMBOI	To improve on learning environment	Development of BoQs Procurement process	Model twin classroom constructed	1,200,000	23/2024-2027/28	CGTN	Education Department
Construction of ECDE classroom Mwanza	KAPOMBOI	To improve on learning environment	Development of BoQs Procurement process	Model twin classroom constructed	1,200,000	23/2024-2027/28	CGTN	Education Department
Construction of a model ECDE Classrooms at Kapsirowa ECDE	Chepsiro/kiptoror	To improve on learning environment	Development of BoQs Procurement process	Model twin classroom constructed Playground constructed Center furnished 4 door latrine constructed	4,000,000	23/2024-2027/28	CGTN	Education Department
Construction of a model ECDE Classrooms at Kurriot ECDE	Chepsiro/kiptoror	To improve on learning environment	Development of BoQs Procurement process	Model twin classroom constructed Playground constructed Center furnished 4 door latrine constructed	4,000,000	23/2024-2027/28	CGTN	Education Department
Construction of a model ECDE Classrooms at Kisingori ECDE	Motosiet	To improve on learning environment	Development of BoQs Procurement process	Model twin classroom constructed Playground constructed Center furnished 4 door latrine constructed	4,000,000	23/2024-2027/28	CGTN	Education Department
Construction of a model ECDE Classrooms at Kiboino ECDE	Motosiet	To improve on learning environment	Development of BoQs Procurement process	Model twin classroom constructed Playground constructed Center furnished 4 door latrine constructed	4,000,000	23/2024-2027/28	CGTN	Education Department
Construction of ECDE classroom Barmalel prysch	Motosiet	To improve on learning environment	Development of BoQs Procurement process	Model twin classroom constructed Playground constructed	3,000,000	23/2024-2027/28	CGTN	Education Department
Construction of ECDE classroom	Motosiet	To improve on learning environment	Development of BoQs	Model twin classroom constructed	3,000,000	23/2024-2027/28	CGTN	Education Department



Chepkao pry sch			Procurement process	Playground constructed		8		
Construction of a model ECDE Classrooms at Sitamani ECDE	Cherangany/suwerwa/	To improve on learning environment	Development of BoQs Procurement process	Model twin classroom constructed Playground constructed	4,000,000	23/2024-2027/28	CGTN	Education Department
Construction of a model ECDE Classrooms at Chepkaitit ECDE	Cherangany/suwerwa	To improve on learning environment	Development of BoQs Procurement process	Model twin classroom constructed Playground constructed Center furnished 4 door latrine constructed	4,000,000	23/2024-2027/28	CGTN	Education Department
Construction of a model ECDE Classrooms at Bororiet ECDE	Kaplamai	To improve on learning environment	Development of BoQs Procurement process	Model twin classroom constructed Playground constructed Center furnished 4 door latrine constructed	4,000,000	23/2024-2027/28	CGTN	Education Department
Construction of a model ECDE Classrooms at Yuya ECDE	Kaplamai	To improve on learning environment	Development of BoQs Procurement process	Model twin classroom constructed Playground constructed Center furnished 4 door latrine constructed	4,000,000	23/2024-2027/28	CGTN	Education Department
Construction of a model ECDE Classrooms at Sibanga ECDE	Sitatunga	To improve on learning environment	Development of BoQs Procurement process	Model twin classroom constructed Playground constructed Center furnished 4 door latrine constructed	4,000,000	23/2024-2027/28	CGTN	Education Department
Construction of a model ECDE Classrooms at Taito ECDE	Sitatunga	To improve on learning environment	Development of BoQs Procurement process	Model twin classroom constructed Playground constructed Center furnished 4 door latrine constructed	4,000,000	23/2024-2027/28	CGTN	Education Department
Construction of a model ECDE	Sinyerere	To improve on learning environment	Development of BoQs	Model twin classroom constructed	4,000,000	23/2024-2027/28	CGTN	Education Department



Classrooms at Kabolet ECDE			Procurement process	Center furnished 4 door latrine constructed		8		
Construction of a model ECDE Classrooms at Kesogon ECDE	Sinyerere	To improve on learning environment	Development of BoQs Procurement process	Model twin classroom constructed Playground constructed Center furnished 4 door latrine constructed	4,000,000	23/2024-2027/28	CGTN	Education Department
Construction of a model ECDE Classrooms at Kapchamakwer ECDE	Makutano	To improve on learning environment	Development of BoQs Procurement process	Model twin classroom constructed Playground constructed Center furnished 4 door latrine constructed	4,000,000	2024-2027	CGTN	Education Department
Construction of a model ECDE Classrooms at Kiriita ECDE	Makutano	To improve on learning environment	Development of BoQs Procurement process	Model twin classroom constructed Playground constructed Center furnished 4 door latrine constructed	4,000,000	23/2024-2027/28	CGTN	Education Department
Construction of an ECDE classroom Kapkongor	Makutano	To improve on learning environment	Development of BoQs Procurement process	Model twin classroom constructed Playground constructed Center furnished 4 door latrine constructed	3,000,000	23/2024-2027/28	CGTN	Education Department



Construction of an ECDE classroom Kahuhu	Makutano	To improve on learning environment	Development of BoQs Procurement process	Model twin classroom constructed Center furnished 4 door latrine constructed	3,000,000	23/2024-2027/28	CGT N	Education Department
Completion of happy valley ECDE classroom Bahati	Makutano	To improve on learning environment	Development of BoQs Procurement process		1,500,000	23/2024-2027/28	CGT N	Education Department
Construction of an ECDE classroom Spinger	Makutano	To improve on learning environment	Development of BoQs Procurement process	Model twin classroom constructed Center furnished 4 door latrine constructed	3,000,000	23/2024-2027/28	CGT N	Education Department
TVETS-Construction of modern kitchen St Joseph Makutano	Makutano	To improve on learning environment	Development of BoQs Procurement process	Twin workshop constructed	3,000,000	23/2024-2027/28	CGT N	
School feeding programme	County wide	To improve on child nutrition/retention	Purchase and supply of milk	Milk supplied	122,850,000	23/2024-2027/28	CGT N	Education Department
Recruitment of 400 ECDE Caregivers	County wide	To reduce the teacher/pupil ratio	Recruitment	Caregivers recruited	130,890,000	23/2024-2027/28	CGT N	Education Department
Furnishing of ECDE Centers	County wide	To improve on learning environment	Procurement and delivery	Chairs and tables delivered	75,000,000	23/2024-2027/28	CGT N	Education Department
ECDE playing equipment	All the 434 ECDE centers	To improve on learning environment	Procurement and delivery	Equipment delivered	25,000,000	23/2024-2027/28	CGT N	Education Department
Construction of Toilets	All the 434 ECDE centers	To improve on hygiene	Development of BoQs Procurement process	Latrines constructed	75,000,000	23/2024-2027/28	CGT N	Education Department
Recruitment	All the 32 centers	To reduce the	Recruitment	Instructors	38,400,000	23/2024	CGT	Education



of Instructors for VTCs		teacher/student ratio	nt	recruited	0	4-2027/28	N	Department
Construction of twin workshop at Top Suwerwa VTC	Chepsiro/Kiptoror	To improve on learning environment	Development of BoQs Procurement process	Twin workshop constructed	3,500,000	23/2024-2027/28	CGTN	Education Department
Construction of twin workshop at Kipsing'ori VTC	Motosiet	To improve on learning environment	Development of BoQs Procurement process	Twin workshop constructed	3,500,000	23/2024-2027/28	CGTN	Education Department
Construction of twin workshop at Sitatunga VTC	Sitatunga	To improve on learning environment	Development of BoQs Procurement process	Twin workshop constructed	3,500,000	23/2024-2027/28	CGTN	Education Department
Construction of twin workshop at Turbo-Munyaka VTC	Makutano	To improve on learning environment	Development of BoQs Procurement process	Twin workshop constructed	3,500,000	23/2024-2027/28	CGTN	Education Department
Construction of twin workshop at St. Joseph Makutano VTC	Makutano	To improve on learning environment	Development of BoQs Procurement process	Twin workshop constructed	3,500,000	23/2024-2027/28	CGTN	Education Department
Construction of twin workshop at Kaplamai VTC	Kaplamai	To improve on learning environment	Development of BoQs Procurement process	Twin workshop constructed	3,500,000	23/2024-2027/28	CGTN	Education Department
Construction of twin workshop at Kapchepsir VTC	Kaplamai	To improve on learning environment	Development of BoQs Procurement process	Twin workshop constructed	3,500,000	23/2024-2027/28	CGTN	Education Department
Construction of twin workshop at Kapkarwa VTC	Cherangany/suwerwa	To improve on learning environment	Development of BoQs Procurement process	Twin workshop constructed	3,500,000	23/2024-2027/28	CGTN	Education Department
Construction of twin workshop at Sinyerere VTC	Sinyerere	To improve on learning environment	Development of BoQs Procurement process	Twin workshop constructed	3,500,000	23/2024-2027/28	CGTN	Education Department
Construction of twin workshop at	Kiminini	To improve on learning environment	Development of BoQs	Twin workshop constructed	3,500,000	23/2024-2027/28	CGTN	Education Department



Kimini VTC			Procurement process			8		
Construction of twin workshop at Mitoto VTC	Kimini	To improve on learning environment	Development of BoQs Procurement process	Twin workshop constructed	3,500,000	23/2024-2027/28	CGTN	Education Department
Construction of twin workshop at Matunda VTC	Nabiswa	To improve on learning environment	Development of BoQs Procurement process	Twin workshop constructed	3,500,000	23/2024-2027/28	CGTN	Education Department
Construction of twin workshop at Sikhendu VTC	Sikhendu	To improve on learning environment	Development of BoQs Procurement process	Twin workshop constructed	3,500,000	23/2024-2027/28	CGTN	Education Department
Construction of twin workshop at Chalicha VTC	Sikhendu	To improve on learning environment	Development of BoQs Procurement process	Twin workshop constructed	3,500,000	23/2024-2027/28	CGTN	Education Department
Construction of twin workshop at Waitaluk VTC	Waitaluk	To improve on learning environment	Development of BoQs Procurement process	Twin workshop constructed	3,500,000	23/2024-2027/28	CGTN	Education Department
Construction of twin workshop at Machungwa VTC	Machungwa	To improve on learning environment	Development of BoQs Procurement process	Twin workshop constructed	3,500,000	23/2024-2027/28	CGTN	Education Department
Construction of twin workshop at Naisambu VTC	Hospital	To improve on learning environment	Development of BoQs Procurement process	Twin workshop constructed	3,500,000	23/2024-2027/28	CGTN	Education Department
Construction of twin workshop at Muroki VTC	Saboti	To improve on learning environment	Development of BoQs Procurement process	Twin workshop constructed	3,500,000	23/2024-2027/28	CGTN	Education Department
Construction of twin workshop at Mukuha VTC	Saboti	To improve on learning environment	Development of BoQs Procurement process	Twin workshop constructed	3,500,000	23/2024-2027/28	CGTN	Education Department
Construction of twin workshop at Machewa VTC	Machewa	To improve on learning environment	Development of BoQs Procurement process	Twin workshop constructed	3,500,000	23/2024-2027/28	CGTN	Education Department
Construction of twin workshop at Sango VTC	Kinyoro	To improve on learning environment	Development of BoQs Procurement process	Twin workshop constructed	3,500,000	23/2024-2027/28	CGTN	Education Department
Construction of twin workshop at Kissawai	Kinyoro	To improve on learning environment	Development of BoQs Procurement process	Twin workshop constructed	3,500,000	23/2024-2027/28	CGTN	Education Department



VTC			nt process					
Construction of twin workshop at Matisi VTC	Matisi	To improve on learning environment	Development of BoQs Procurement process	Twin workshop constructed	3,500,000	23/2024-2027/28	CGT N	Education Department
Construction of twin workshop at Kitale VTC	Tuwan	To improve on learning environment	Development of BoQs Procurement process	Twin workshop constructed	3,500,000	23/2024-2027/28	CGT N	Education Department
Construction of twin workshop at Kwanza VTC	Kwanza	To improve on learning environment	Development of BoQs Procurement process	Twin workshop constructed	3,500,000	23/2024-2027/28	CGT N	Education Department
Construction of twin workshop at Kapomboi VTC	Kapomboi	To improve on learning environment	Development of BoQs Procurement process	Twin workshop constructed	3,500,000	23/2024-2027/28	CGT N	Education Department
Construction of twin workshop at Koros VTC	Keiyo	To improve on learning environment	Development of BoQs Procurement process	Twin workshop constructed	3,500,000	23/2024-2027/28	CGT N	Education Department
Construction of twin workshop at Section six VTC	Bidii	To improve on learning environment	Development of BoQs Procurement process	Twin workshop constructed	3,500,000	23/2024-2027/28	CGT N	Education Department
Construction of twin workshop at Andersen VTC	Chepchoina	To improve on learning environment	Development of BoQs Procurement process	Twin workshop constructed	3,500,000	23/2024-2027/28	CGT N	Education Department
Construction of twin workshop at Twiga VTC	Chepchoina	To improve on learning environment	Development of BoQs Procurement process	Twin workshop constructed	3,500,000	23/2024-2027/28	CGT N	Education Department
Construction of twin workshop at Mubere VTC	Matumbei	To improve on learning environment	Development of BoQs Procurement process	Twin workshop constructed	3,500,000	23/2024-2027/28	CGT N	Education Department
Construction of twin workshop at Chorlim VTC	Endebess	To improve on learning environment	Development of BoQs Procurement process	Twin workshop constructed	3,500,000	23/2024-2027/28	CGT N	Education Department
Construction of administration blocks at Kiminini VTC	Kiminini	To improve on service delivery	Development of BoQs Procurement process	Administration block constructed	3,900,000	23/2024-2027/28	CGT N	Education Department
Construction of administration blocks at	Sikhendu	To improve on service delivery	Development of BoQs Procurement process	Administration block constructed	3,900,000	23/2024-2027/28	CGT N	Education Department



Sikhendu VTC			nt process					
Construction of administration blocks at Makutano VTC	Makutano	To improve on service delivery	Development of BoQs Procurement process	Administration block constructed	3,900,000	23/2024-2027/28	CGTN	Education Department
Construction of administration blocks at Sitatunga VTC	Sitatunga	To improve on service delivery	Development of BoQs Procurement process	Administration block constructed	3,900,000	23/2024-2027/28	CGTN	Education Department
Construction of administration blocks at Kapomboi VTC	Kapomboi	To improve on service delivery	Development of BoQs Procurement process	Administration block constructed	3,900,000	23/2024-2027/28	CGTN	Education Department
Construction of administration blocks at Kwanza VTC	Kwanza	To improve on service delivery	Development of BoQs Procurement process	Administration block constructed	3,900,000	23/2024-2027/28	CGTN	Education Department
Construction of administration blocks at Chorlim VTC	Endebess	To improve on service delivery	Development of BoQs Procurement process	Administration block constructed	3,900,000	23/2024-2027/28	CGTN	Education Department
Construction of administration blocks at Twiga VTC	Chepchoina	To improve on service delivery	Development of BoQs Procurement process	Administration block constructed	3,900,000	23/2024-2027/28	CGTN	Education Department
Construction of administration blocks at Matisi VTC	Matisi	To improve on service delivery	Development of BoQs Procurement process	Administration block constructed	3,900,000	23/2024-2027/28	CGTN	Education Department
Construction of administration blocks at Kitale VTC	Tuwan	To improve on service delivery	Development of BoQs Procurement process	Administration block constructed	3,900,000	23/2024-2027/28	CGTN	Education Department
Supply of modern equipment	All the 32 VTCs	To improve on learning	Supply, delivery and distribution of materials	Equipment delivered	35,000,000	23/2024-2027/28	CGTN	Education Department
Capitation for VTCs	All the 32 VTCs	To improve on quality of training	Disbursement of funds to VTCs	Funds disbursed	221,000,000	23/2024-2027/28	CGTN	Education Department
Construction of boarding facility at Kapomboi VTC	Kapomboi	To improve on student retention	Development of BoQs Procurement process	Boarding facilities constructed	3,500,000	23/2024-2027/28	CGTN	Education Department



Construction of boarding facility at Section six VTC	Bidii	To improve on student retention	Development of BoQs Procurement process	Boarding facilities constructed	3,500,000	23/2024-2027/28	CGTN	Education Department
Waitaluk VTC Baording facility	Waitaluk	To improve on student retention	Development of BoQs Procurement process	Boarding facilities constructed	3,500,000	23/2024-2027/28	CGTN	Education Department
Sikhendu VTC Baording facility	Sikhendu	To improve on student retention	Development of BoQs Procurement process	Boarding facilities constructed	3,500,000	23/2024-2027/28	CGTN	Education Department
Kipsing'ori VTC Baording facility	Motosiet	To improve on student retention	Development of BoQs Procurement process	Boarding facilities constructed	3,500,000	23/2024-2027/28	CGTN	Education Department
Sinyerere VTC Baording facility	Sinyerere	To improve on student retention	Development of BoQs Procurement process	Boarding facilities constructed	3,500,000	23/2024-2027/28	CGTN	Education Department
Mubere VTC Baording facility	Matumbei	To improve on student retention	Development of BoQs Procurement process	Boarding facilities constructed	3,500,000	23/2024-2027/28	CGTN	Education Department
Chorlim VTC Baording facility	Endebess	To improve on student retention	Development of BoQs Procurement process	Boarding facilities constructed	3,500,000	23/2024-2027/28	CGTN	Education Department
Muroki VTC Boarding facility	Saboti	To improve on student retention	Development of BoQs Procurement process	Boarding facilities constructed	3,500,000	23/2024-2027/28	CGTN	Education Department
Matisi VTC Boarding facility	Matisi	To improve on student retention	Development of BoQs Procurement process	Boarding facilities constructed	3,500,000	23/2024-2027/28	CGTN	Education Department
Establishment of a University		To increase access to higher education by our students	Development of taskforce Purchase of land Construction of lecture halls	University established	85,000,000	23/2024-2027/28	CGTN	Education Department
ECDE teacher training college	County HQ	To improve access to teacher training college	Construction of ECDE teacher college	Teacher training college established	21,000,000	23/2024-2027/28	CGTN	Education Department



6. Trade and Industrialization capital projects

Project Name	Project location	Ward	Objectives	Description of activities	Targets	Estimated Cost	Time Frame	Source of funds	Implementation agency
Modern Markets	Kwanza Saboti Kiminini Sibanga Endebess Cypruss, Marinda	Kwanza Saboti Kiminini Kaplamai Endebess	To enhance trade activities	Market construction and operationalization	5	250M	2023/24-2027/28	CGTN	T&I
Market Renovations/Rehabilitation	Endebess Sibanga Wamuni B Kapkoi Kachibora Kapsara Kwanza Sitatunga Kapomboi Chepsiro/Kiptoror Bikeke Namanjalala Kapsirwa Mitume Makutano Big Tree Kinyoro Motosiet	Endebess Kaplamai Waitaluk Keiyo Cherangany/Suwerwa Makutano Kwanza Sitatunga Sirende Kapomboi Chepsiro/Kiptoror Tuvan Makutano Kiminini Kinyoro Motosiet Chepchoina	To promote conducive business environment		16	56M	2023/24-2027/28	CGTN	T&I
Suam Border Modern Market	Suam	Chepchoina	To enhance cross border trade	Construction of border modern market	1	100M	2023/24-24/25	CGTN	T&I
Purchase of land for market	Marinda & Sabwani	Kapomboi	To promote conducive business environment	Identification of land and purchase	2	1M	2023/2024	CGTN	T&I
Industrial Park	Namandala	Saboti	To promote industrial development	Identification of land.	1	150M	2023/2024	CGTN	T&I
Jua kali centres		Sub county HQs (Kiminini,	To provide conducive	Construction of jua-kali centres/sites	8		2024/25-2027/2	CGTN	T&I



Project Name	Project location	Ward	Objectives	Description of activities	Targets	Estimated Cost	Time Frame	Source of funds	Implementation agency
		Tuwan, Matisi, Kwanza, Saboti, Kachibora and Sibanga)	working environment for Juakali				8		
Kitale MSE Incubation		Matisi	To promote business development skills and facilitate technology transfer	Construction of incubation centre	1	120M	2023/24-26/27	CGTN	T&I
Cottage Industry		Kwanza Matisi Motosiet Waitaluk Matumbei	To promote business development	Identify and support cottage businesses		65M	2023/24-2027/28	CGTN	T&I

7. Social protection, culture and recreation capital projects

Project Name	Project Location	Ward	Objectives	Description of activities	Targets	Estimated Cost (Kshs. Millions)	Time Frame	Source of funds	Implementation agency
Kwanza Rehabilitation Centre	Kwanza Centre	Kwanza	To rehabilitate alcoholic, drug and substance addicts	Completion of infrastructural developments and equipping rehabilitation centre	2 Hostels completed and equipped	28.6M	2023/27-2027/2028	CGTN	GSC & T
					One (1) Administration block constructed	15M			
					2 Class rooms constructed	5M			
					2 Workshops constructed	10M			



					d				
					One (1) Kitchen and dining halls constructed	10M			GSC & T
Bahati Rehabilitation Home	Kitale	Tuwan	To provide an enabling environment for the elderly to enhance their living conditions	Completion and equipping the home for the elderly	12	24M	2023-2028	CGTN	GSC & T
					1	9M			
Sub Community Social Halls		Kitale Kiminini, Saboti Kwanza, Endebess and Cherangany	To provide social centres for community events and as well create revenue stream for the County	Construction and equipping of sub county social halls	1	11M	2023-2028	CGTN	GSC & T
					5	40M			
Kenyatta Stadium	Kitale	Tuwan	To promote sports and talent development	Construction of a modern 20,000 capacity stadium	1	800M	2023/24-2026/27	CGTN	GSC & T
Ward Sport facilities		All 25 Wards	To promote sports and talent development	Rehabilitation of ward sports grounds	25	25M	2023/24-2027/2028	CGTN	GSC & T
County sports talent centres		Sub-Counties Headquarters (Kiminini, Saboti, Kwanza, Endebess and Cherangany)	To provide training venues for nurturing sports talents	-Identify centre venues And Enrollment the young sports talents into the centres	20	20M	2023-2028	CGTN	GSC & T
Sports equipment	All wards	All wards	To empower sports teams to participate	Procure and distribute assorted sports equipment	Assorted Equipment	100M	2023-2028	CGTN	GSC & T



			e in sports events						
High altitude talent center	Japata	Chepchoina	To provide a facility for talent nurturing and development	Construction of administration block and sports ground	1	70M	2023/24-25/26	CGT N	GSC & T
Youth Empowerment centre	Social Hall grounds	Tuwan	To provide enabling environment for youth empowerment	Construction and equipping of empowerment centre	1	30M	2024/25-25/26	CGT N	GSC & T
Cultural and Performing Arts Centre	Kitale Town		To promote performing arts and talent development	Construction of a theatre house, administration block, art gallery, gymnasium, restaurant and indoor games spaces	1	100M	2023-2028	CGT N	GSC & T
Kitale National Museum Renovation	Kitale, Matisi Ward		To improve the condition of the facility and enhance revenue generation	Rehabilitation/renovation of Kitale Museum	1	100M	2023-2028	CGT N	GSC & T
Community cultural centers and art galleries	Cherangany -Saboti - Kiminini - Endebees - Kwanza sub-counties		To promote Preservation of cultural heritage	acquisition of land establishment of theatre halls, art galleries, and collection of traditional exhibits	5	25M	2023-2028	CGT N	GSC & T



8. Governance and PSM capital Projects

Project name	Project location	Ward	Description of Activities	Target	Time frame	Estimated Cost Ksh .M	Source of funds	Implementation Agency
County Headquarter Office Complex	Soil conservation	Matisi	Construction and equipping of the office complex	1	2023-2025	510	CGTN and other development Partners	Gov & PSM
Sub County offices	Saboti, Kwanza, Endebess and Cherangany Sub Counties	Saboti, Kwanza, Endebess, Cherangany/Suwerwa	Construction and equipping of the offices	4	2023-2027	60	CGTN and other development Partners	Gov & PSM
Ward offices	Two per Sub Counties	Saboti and Machewa Keiyo and Kapomboi Matumbei and Chepchoina Sinyereti and Kaplamai Waitaluk and Sirende	Construction and equipping of the offices	10	2024-2027	150	CGTN and other development Partners	Gov & PSM

9. County Public Service Board

Project Name	Project location	Objectives	Description of activities	Targets	Cost	Time Frame	Source of funds	Implementation agency
Renovation of CPSB office block	CPSB H/Q	Improve working environment	Preparation of B/Qs procurement	CPSB Office block renovated	3.0	2024/2025	CGTN	CPSB
Car parks& shades	CPSB H/Q	Provide ample parking	Preparation of B/Qs procurement	10 car parks and shades constructed	3.5	2023/2024	CGTN	CPSB
Construction of perimeter wall	CPSB H/Q	Provide security to CPSB offices	Preparation of B/Qs procurement	350 metres perimeter wall constructed	4.5	2023/2024	CGTN	CPSB
Partitioning of CPSB Offices	CPSB H/Q	Provide ample space and improved working environment	Preparation of B/Qs procurement	CPSB office block partitioned	4.5	2023/2024	CGTN	CPSB
Installation of CCTV	CPSB H/Q	Provide surveillance for enhanced security to CPSB offices	Preparation of B/Qs procurement	CCTV system installed	3.0	2024/2025	CGTN	CPSB
Procure assorted ICT equipment's	CPSB H/Q	Enhance delivery of service	-Preparation of specifications -procurement	assorted ICT equipment's procured	17.0	2023/2024 – 2027/2028	CGTN	CPSB

COUNTY INTEGRATED DEVELOPMENT PLAN (CIDP)

2023-2027

*“Transformative Agenda for Accelerated Economic
Growth and Improved Social Welfare”*



**COUNTY GOVERNMENT
OF TRANS NZOIA**

**The County Executive Committee Member
Finance and Economic Planning
P.O. Box 4211– 30200 KITALE, Kenya**

**Tel: (054) 30301 / (054) 30302
Email: info@transnzoia.go.ke**