



**COUNTY GOVERNMENT OF KWALE
COUNTY TREASURY**

**COUNTY BUDGET REVIEW AND OUTLOOK PAPER
FY2021/2022**

OCTOBER, 2022

County Budget Review And Outlook Paper, 2022

©County Budget Review and Outlook Paper (CBROP) 2022

To obtain copies of the document, please contact:

Budget & Economic Planning Division

County Treasury

County Government of Kwale

P.O BOX 4 – 80403

KWALE, KENYA.

Email: countytreasury@kwale.go.ke

Website: www.kwalecountygov.com

County Budget Review And Outlook Paper, 2022

FOREWORD

The County Budget for financial year (FY) 2021/2022 was implemented against a background of sluggish country's economic growth arising from the impact of the war in Ukraine. The domestic economy is vulnerable to the commodity price shocks resulting from the Ukrainian war, particularly through fuel, fertilizer, wheat and other food imports. Additionally, the country's limited export market has been affected by the war as Ukraine is the third largest importer of Kenya's coffee and tea. Further, tightening of global financing conditions and weakening of the Kenyan shilling have increased external financing costs. A bigger percentage of the Country's GDP more than 50 percent now goes to servicing of external debts. In 2021, Kenya recorded an economic growth of 7.5 percent but is projected to go down to 5.5 percent in 2022 owing to the continued negative effects of the Ukrainian war, tightening of global financing conditions and vagaries of weather which have resulted in drought and famine in some parts of the country.

In the FY 2021/2022 the county received actual revenues from all sources amounting to **Ksh10,199,380,730** against a budget of **Ksh 12,765,640,172**. This translated to about **80.0 percent** of the total expected revenues. Equitable share of revenues amounted to **Ksh 7,907,027,267** while county own source revenue was **Kshs 302 Million** and the Conditional grants received were **Ksh 439 Million**. Income amounting to **Ksh 1,853,367,959** was brought forward from the previous financial year 2020/2021.

During the period under review, a total of **Ksh 10.02 Billion** was spent representing an absorption capacity of **78.5 percent** of the total approved budget of Ksh 12,765,640,172. This was a slight decline compared to absorption rate of **79.9 percent** achieved in the previous financial FY2020/2021. Kshs **9.74 Billion** was spent in the previous financial year FY2020/2021 against a budget of Ksh **12.25 Billion**. Recurrent expenditure absorption was 97.3 percent while development was **55.6 percent**. The main challenges faced in the implementation of the FY 2021/2022 were delays in procurement processes and late release of funds from the National Treasury.

This 2022 County Budget Review and Outlook paper (CBROP) takes into consideration the key priorities set out in the FY 2023/2024 Annual Development Plan to be implemented in the FY

County Budget Review And Outlook Paper, 2022

2023/2024 budget and the expenditure performance of departments in the previous financial year and has therefore set out provisional expenditure ceilings. The ceilings will be firmed up during preparation of the 2023 County Fiscal Strategy Paper (CFSP). The medium term expenditure framework and the county fiscal performance will guide the allocation of resources in the MTEF 2023/24-2025/26 and also revision of the current financial year budget FY 2022/2024 to be in line with the strategic objectives of the county government. Further, resources will be allocated towards the actualization of incomplete core programmes in the CIDP 2018-2022.

There are risks to the implementation of the financial year 2022/2023 budget emanating from both the domestic front and within the county. On the domestic scene, fiscal space will be narrowed owing to underperformance of the economy and a significant portion of the national income being used to servicing external debts. Therefore we expect cash flow fluctuations as Exchequer releases will be affected. Equitable share of revenue from the National Government is the main source of income to the county (about 95 percent of total revenues). In the local front, risks will emanate from procurement challenges and under collection of own source revenue. The county government will monitor and mitigate these risks through expenditure rationalization by curtailing non-core expenditures and strengthening revenue mobilization.



HON. BAKARI HASSAN SEBE
COUNTY EXECUTIVE COMMITTEE MEMBER,
EXECUTIVE SERVICES, FINANCE & ECONOMIC PLANNING

County Budget Review And Outlook Paper, 2022

ACKNOWLEDGEMENT

This 2022 CBROP is prepared in accordance with the requirements of section 118 of the Public Finance Management Act, (PFMA) 2012. It will provide a review of the actual fiscal performance for financial year (FY) 2021/2022 and how this performance affects the financial objectives given in the last County Fiscal Strategy Paper CFSP 2022 and the compliance to the fiscal responsibility principles spelt out in section 107 of the PFMA, 2012. The review of the actual fiscal performance of the previous financial year 2021/2022 coupled with the updated macroeconomic outlook and fiscal projections contained in this 2022 CBROP will also give the basis for preparation of the supplementary estimates for FY 2022/2023 and the focus for FY 2023/2024 budget.

Preparation of this paper was participatory and inclusive where inputs from all county departments was incorporated. Performance reports on review of implementation of the previous year 2021/2022 Annual Development Plan by departments and office of the controller of Budget reports were considered. We highly appreciate the support from departments through their principal accountants who provided relevant information and statistics which informed the contents of this Paper. Finally, I wish to recognize the efforts by the County Budget and Economic Planning team for their dedication in the quality content development and prompt delivery of this document.



**ALEX ONDUKO THOMAS
COUNTY CHIEF OFFICER
EXECUTIVE SERVICES, FINANCE AND ECONOMIC PLANNING**

County Budget Review And Outlook Paper, 2022

ABBREVIATIONS AND ACRONYMS

ASDSP	Agricultural Sector Development Support Programme
CADP	County Annual Development Plan
CARA	County Allocation of Revenue Act
CARB	County Allocation of Revenue Bill
CBK	Central Bank of Kenya
CBR	Central Bank Rate
CBROP	County Budget Review and Outlook Paper
CFSP	County Fiscal Strategy Paper
CIDP	County Integrated Development Plan
COVID-19	Coronavirus disease of 2019
DANIDA	Danish International Development Agency
DoRA	Division of Revenue Act
DoRB	Division of Revenue Bill
EAC	East African Community
EU	European Union
EPZ	Export Processing Zone
FY	Financial Year
GDP	Gross Domestic Product
HR	Human Resources
IMF	International Monetary Fund
KBRR	Kenya Banks Reference Rate
KNBS	Kenya National Bureau of Statistics

County Budget Review And Outlook Paper, 2022

KUSP	Kenya Urban Support Programme
MTEF	Medium Term Expenditure Framework
MTP	Medium Term Plan
NDA	Net Domestic Assets
NFA	Net Foreign Assets
PFMA	Public Finance Management Act
PFMR	Public Finance Management Regulations
PWDs	Persons with Disabilities
SGR	Standard Gauge Railway
WEO	World Economic Outlook
VAT	Value Added Tax
WSDP	Water and Sanitation Development Project

LEGAL BASIS FOR THE PREPARATION OF THE COUNTY BUDGET REVIEW AND OUTLOOK PAPER

Section 118 of the Public Finance Management Act, 2012 states that:-

1. The County Treasury shall prepare and submit to the County Executive Committee for approval, by 30th September in each financial year, a County Budget Review and Outlook Paper which shall include :-

- a) Actual fiscal performance in the previous financial year compared to budget appropriation for that year;
- b) Updated economic and financial forecasts with sufficient information to show changes from the forecasts in the most recent County Fiscal Strategy Paper
- c) Information on how actual financial performance for the previous financial year may have affected compliance with fiscal financial responsibility principles or the financial objectives in the latest County Fiscal Strategy Paper;
- d) The reasons for any deviation from the financial objectives together with proposals to address the deviation and the time estimated to do so.

2. County Executive Committee shall consider the County Budget Review and Outlook Paper with a view to approving it with or without amendments, not later than fourteen days after its submission.

3. Not later than seven days after the County Budget Review and Outlook Paper has been approved by the Executive Committee, the County Treasury shall:-

- a) arrange for the Paper to be laid before the County Assembly
- b) as soon as practicable after having done so, publish and publicize the Paper

County Budget Review And Outlook Paper, 2022

EXECUTIVE SUMMARY

This 2022 CBROP has been prepared in accordance with the provisions of Section 118 of the PFM Act, 2012. The paper provides a review of the county government's fiscal performance in FY 2021/2022 including compliance to the fiscal responsibility principles and the financial objectives set in the PFM Act 2012. It also gives updates on the macroeconomic environment and outlook for FY 2022/2023 and provisional sector ceilings projections.

This paper is prepared against a backdrop of contracted growth of the Kenyan economy owing to the negative impact of the war in Ukraine. The economy is vulnerable to the commodity price shocks resulting from the Ukrainian war, particularly through fuel, fertilizer, wheat and other food imports. This coupled with the tightening of global financing conditions and adverse weather conditions impacting on food production have led to a worsening economic situation. Kenya recorded an economic growth of 7.5 percent in 2021 due to increased economic recovery efforts from the COVID-19 pandemic but is projected to decline to 5.5 percent in 2022.

The FY 2021/2022 budget had actual revenues from all sources of **Ksh10, 199,380,730** against a target of **Ksh 12,765,640,172**. This was about **79.98 percent** of the total expected revenues. Equitable share of revenues amounted to **Ksh 7, 604,338,674**. County own source revenue collected was **Kshs 302 Million** against a set target of **Kshs 438 Million** which implies **69.1 percent** performance. This was an improvement compared to previous financial year 2020/2021 where revenue collected was **Kshs 250 Million** against a target of **Kshs 365 Million** implying 68.4 percent performance. Conditional grants received amounted to **Kshs 438.9 Million** against a budgeted figure of **Ksh. 1.433 Billion**. On the expenditure side, a total of **Ksh 10.02 billion** was spent representing an absorption capacity of **78.5 percent** of the total approved budget of **Kshs 12.77 Billion**. This is a slight decline compared to the previous financial FY2020/2021 where the absorption rate was **79.98 percent**. In the financial year 2020/2021 the county government spent **Kshs 9,745,959,346** against a budget of **Kshs 12,257,078,742**. The County Government achieved absorption rates in recurrent and development expenditures of **97.3 percent** and **55.6 percent** respectively. The absorption rate for development expenditure was a decline from the previous financial year where the county spent **Ksh 3,643,888,027** against a budget of **5,938,369,663** implying 61.36 percent performance.

TABLE OF CONTENTS

FOREWORD..... II

ACKNOWLEDGEMENT.....IV

ABBREVIATIONS AND ACRONYMS..... V

LEGAL BASIS FOR THE PREPARATION OF THE COUNTY BUDGET REVIEW AND
OUTLOOK PAPER VII

EXECUTIVE SUMMARY.....VIII

TABLE OF CONTENTSIX

LIST OF FIGURES.....XI

LIST OF TABLES.....XI

CHAPTER ONE: INTRODUCTION..... 1

 1.0 OBJECTIVE OF THE COUNTY BUDGET REVIEW AND OUTLOOK PAPER (CBROP) 2022..... 1

CHAPTER TWO: REVIEW OF COUNTY FISCAL PERFORMANCE FY2021/2022 2

 2.1 OVERVIEW 2

 2.2 REVENUE PERFORMANCE..... 3

 2.2.1 Details on Performance of Revenue by Category 7

 2.3 EXPENDITURE PERFORMANCE AND ANALYSIS BY ECONOMIC CLASSIFICATION 10

 2.3.1 Departmental Expenditure Performance 11

 2.3.2 Departmental Recurrent Expenditure Performance 12

 2.3.3 Personnel Emoluments Expenditure Performance 14

 2.3.4 Operations and Maintenance Expenditure Performance 15

 2.4 DEVELOPMENT EXPENDITURE PERFORMANCE 16

 2.5 OVERALL BALANCE AND FINANCING 17

 2.6 FISCAL PERFORMANCE FOR THE FY2021/2022 IN RELATION TO FINANCIAL OBJECTIVES 18

 2.7 COMPLIANCE WITH FISCAL RESPONSIBILITY PRINCIPLES 19

 2.7.1 Development Expenditure 19

 2.7.2 Recurrent Expenditure..... 20

 2.7.3 Personnel Emoluments 20

 2.7.4 Own Source Revenue 20

CHAPTER THREE: RECENT ECONOMIC DEVELOPMENTS AND OUTLOOK..... 21

 3.1 RECENT ECONOMIC DEVELOPMENTS 21

 3.1.1 Global and Regional Economic Performance..... 21

 3.1.2 Kenya’s GDP Growth 21

County Budget Review And Outlook Paper, 2022

3.1.3	National Sectoral GDP Performance.....	23
3.1.4	Macroeconomic Indicators	24
3.2	KWALE COUNTY GCP AND ECONOMIC PERFORMANCE	29
3.2.1	County’s Contribution to Gross Value Added (GVA) (%)	29
3.2.2	Kwale County’s Sectoral Contribution to Real GCP	30
3.3	MEDIUM TERM ECONOMIC OUTLOOK	31
3.3.1	External Economic Outlook	31
3.3.2	Domestic Economic Growth Outlook	32
3.4	MONETARY POLICY OUTLOOK.....	32
3.5	FISCAL POLICY OUTLOOK	33
3.6	KWALE COUNTY ECONOMIC OUTLOOK.....	33
3.7	RISKS TO THE NATIONAL & COUNTY ECONOMIC OUTLOOK	35
CHAPTER FOUR: RESOURCE ALLOCATION FRAMEWORK		37
4.1	ADJUSTMENT TO THE 2022/2023 BUDGET.....	37
4.2	THE MEDIUM TERM EXPENDITURE FRAMEWORK	38
4.3	FY2023/2024 BUDGET FRAMEWORK.....	38
4.3.1	Revenue Projections	39
4.3.2	Expenditure Projections	40
CHAPTER FIVE: CONCLUSION AND NEXT STEPS		41
ANNEX 1: KWALE COUNTY BUDGET CALENDAR FOR THE FINANCIAL YEAR 2023/2024		42
ANNEX II: STATUS OF DEVELOPMENT PROGRAMMES /PROJECTS IN THE PREVIOUS FY 2021/2022		43

County Budget Review And Outlook Paper, 2022

LIST OF FIGURES

Figure 1: Trend in Actual Total Revenue from FY2013/14 to FY2021/2022	6
Figure 2: below shows the historical trends in own source revenue collection	10
Figure 3: Annual Real GDP Growth Rates, percent	22
Figure 4: Sectors contributions to Real GDP Growth	24
Figure 5: Kenya Shillings Exchange Rate	25
Figure 6: Performance of Selected Currencies against the US Dollar (June 2021 to June 2022)	26
Figure 7: Short Term Interest Rates, Percent	27
Figure 8: Commercial Banks Rates, Percent.....	27
Figure 9: Gross County Product (GCP) 2013 – 2022, IN Current Prices Ksh Million	30

LIST OF TABLES

Table 1: Revenue Performance for FY2021/22	4
Table 2: Comparison of Revenue Performance in FY2020/2021 and FY 2021/2022.....	5
Table 3: Schedule of Equitable Share Disbursement FY 2021/22	7
Table 4: Grants Received for FY 2021/2022	8
Table 5: Summary of Own Source Revenue Collection	9
Table 6: Analysis of Own Source Revenue from FY 2017/2018- 2021/2022	10
Table 7: Summary of Expenditure by Economic Classification for FY 2021/2022.....	11
Table 8: Summary of Departmental Total Expenditures FY 2021/ 2022	12
Table 9: Summary of Total Recurrent Expenditure	13
Table 10: Summary of Departmental Expenditure Performance on Personal Emoluments	14
Table 11: Expenditure Performance on Operations and Maintenance for the fiscal year ended June 30 th 2022.....	16
Table 12: Departmental Development Expenditure Summaries	16
Table 13: Summary of Overall fiscal balances as at 30th June 2022	18
Table 14: Overall Budget Outturn for FY2021/2022 (Kshs.)	19
Table 15: County Contribution to Gross Value Added (GVA) (%)	29
Table 16: Gross County Product (GCP) 2013 – 2022, IN Current Prices Ksh Million.....	29
Table 17: Kwale County Sectoral Contribution to Real GCP, 2018-2020, Ksh million	30
Table 18: Resource Envelope for MTEF Budget FY2021/2022 – 2023/2024.....	39
Table 19: Provisional Expenditure Ceilings for the FY 2023/24 by Vote and Economic Classification ...	40

CHAPTER ONE: INTRODUCTION

1.0 Objective of the County Budget Review and Outlook Paper (CBROP) 2022

- 1.** The purpose of preparing this 2022 CBROP is to highlight the actual county fiscal performance of the previous financial year 2021/2022 and how this impacts on the financial objectives contained in the latest County Fiscal Strategy Paper 2022. It will further provide an insight into how the 2021/2022 budget implementation affected the fiscal responsibility principles laid down in section 107 of the Public Finance Management Act, 2012.
- 2.** The review of the actual fiscal performance of the previous financial year 2021/2022 coupled with the updated macroeconomic outlook and fiscal projections contained in this 2022 CBROP will give the basis for preparation of the supplementary estimates for FY 2019/2020 and the focus for FY 2020/2021 budget.
- 3.** The strategic priorities and development objectives contained in our latest FY 2023/2024 County Annual Development Plan (CADP) have been re-emphasized in this 2022 CBROP for implementation in the FY 2023/2024 budget and the medium term. Our core agenda of transforming Kwale in key sectors of health, water services, roads, education, agricultural transformation and economic development has informed the provisional ceilings given in this document.
- 4.** This 2022 CBROP is organized as follows: Chapter I introduces the paper. Chapter II provides a review of the fiscal performance and its implications on the financial objectives given in the 2022 CFSP and the PFMA fiscal responsibility principles. Recent economic developments and macroeconomic policies and outlook are given in chapter III. This is followed by proposed resource allocation framework, fiscal projections and sector ceilings in chapter IV and chapter V concludes the paper.

CHAPTER TWO: REVIEW OF COUNTY FISCAL PERFORMANCE FY2021/2022

2.1 Overview

5. This chapter provides information on the County's fiscal performance for the period ending 30th June 2022. It further gives details on the county revenue performance and expenditures in the implementation of the budget for the financial year 2021/2022.

6. The revised final budget for Kwale County Government for the financial year 2021/2022 was Kshs. **12,765,640,172**. This was broken down into Kshs. **6,986,724,489 (54.7percent)** for recurrent purposes and Kshs. **5,778,915,683 (45.3 percent)**, for development expenditure. Under the recurrent expenditure, personnel emoluments was **Ksh 3,296,569,119** accounting for **31.0 percent** of the total budget while operations and maintenance was **Ksh 3,690,155,370** about **36.9 percent**.

7. During the period under review fiscal performance was satisfactorily good, although there were shortcomings in revenue collection especially in the first two quarters mainly caused by delays in the disbursement of funds from the National Exchequer. Regardless of the challenges, the County Government received Ksh 10.2 Billion, out of which Ksh 7.6 Billion was equitable share, Kshs 438 Million was conditional grants and Ksh 302 Million from own source revenue. This was a 15.7 percent decline compared to Ksh 11.8 Billion received in the financial year 2020/2021. For own source(local) revenue the County Government collected Ksh **302 Million** in FY 2021/2022 implying an increment of **21.2 percent** of the amount of **Ksh. 250 Million** collected in the FY 2021/2022.

8. On the expenditure, the county government spent **Kshs 10,016,730,015** against a budget of Kshs 12,765,640,172. This implies that the county government had an absorption rate of **78.47 percent**. In development, Kshs 3,215,653,046 was spent against a budget of Kshs 5,778,915,683 implying **55.6 percent** absorption while for recurrent expenditures the county government spent Kshs 6,801,076,969 against a budget of Kshs 6,986,724,489 which is **97.3 percent** absorption.

County Budget Review And Outlook Paper, 2022

2.2 Revenue Performance

9. During the period under review the economy experienced price shocks in commodities such as fuel, electricity and foodstuffs as direct effect of the war in Ukraine. This coupled with tightening global financing conditions and vagaries of weather worsened the economic decline. A big chunk of the National revenues (GDP) almost 60 percent went to servicing of external debts. The domestic economy registered a decreased growth rate from 7.7 percent in 2021 to about 5.5 percent in early 2022. This affected funds flow to the counties.

10. Despite the foregoing developments, the County received Kshs **7,604,338,674** as its fair part of the funds raised nationally, Kshs **302,688,593** from its own sources and Kshs **438,985,604** as total conditional grants. Additionally Kshs 1,853,367,959 was brought forward from the previous financial year 2020/2021. In contrast to the projected Kshs.12.8 billion, the total funds available for budget implementation throughout the full period under review came to Kshs. 10.2 billion.

11. The total transfers to the County in FY2021/2022 including equitable share, own source revenue and conditional grants accounted for 85 percent of the total allocations as stated in the final revised budget. This shows a decline in total funds received compared to FY 2020/2021. In 2020/2021, the county government received **96.6 percent** of the total revenues, **92.6 percent** of its equitable share, 30.63 percent of the budgeted conditional grants, and collected **68.4 percent** of the targeted own source revenue.

12. Compared to the revenue performance in the previous financial year 2020/2021, there is a slight decline in equitable share received. In financial year 2020/2021, the County received Kshs **7,785,900,000** as equitable share of the revenue raised nationally, which dropped to Ksh **7,604,338,674** in FY 2021/2022 implying a decline of about 2.3 percent. Conditional grants performance had challenges showing a significant decline from Kshs **1,008,134,926** received in FY 2020/2021 to **Ksh 438,985,604** thus an underperformance of almost 45 percent. In FY 2020/2021, 75.15 percent of the grants were received while in FY 2021/2022 the county received only 30.6 percent of the targeted grants of Ksh 1,433,064,675. Performance of the own source revenue collection improved from **Kshs. 250,090,346** collected in FY 2020/2021 to Ksh from Kshs **302,688,593** implying an increment of about 21 percent.

County Budget Review And Outlook Paper, 2022

Table 1: Revenue Performance for FY2021/22

Source	Annual CARA, 2021 Allocation- Kshs.	Actual Funds received-Kshs.	Variance	Actual Receipts as a % of CARA Allocation
Equitable Share of Revenue	8,265,585,516	7,604,338,674	661,246,842	91.9
County Own Source Revenue(Target)	438,000,000	302,688,593	135,311,407	69.1
Sub-Total	8,703,585,516	7,907,027,267	796,558,249	98.4
Conditional Allocations from National Government				
Compensation for User Fees Forgone	14,814,598	0	14,814,598	0
Road Maintenance Levy	125,400,001	0	125,400,001	0
Leasing of Medical Equipment	153,297,872	0	153,297,872	0
Development of Youth Polytechnics	54,837,777	0	54,837,777	0
Sub-Total	348,350,248	0	348,350,248	0
Conditional Allocation from Development Partners Loans & Grants				
World Bank Grant on Kenya Devolution Support Programme	102,491,953	0	102,491,953	0
DANIDA Grant to Supplement Financing of County Health facilities	17,250,750	8,625,375	8,625,375	50
World Bank Grant for Universal Health Care Project	9,438,302		9,438,302	0
World Bank Loan for National Agricultural and Rural Inclusive Growth Project	278,050,578	196,624,244.75	81,426,333	70.7
Kenya Informal Settlement Improvement Project KISIP II	50,000,000		50,000,000	0
Water and Sanitation Development Project WSDP	600,000,000	211,388,777	388,611,223	35.2
Agricultural Sector Development Support Programme-ASDSP	27,464,844	22,347,207	5,117,637	81.3
Sub-Total	1,084,696,427	438,985,604	645,710,823	40.2
Total Grants	1,433,046,675	438,985,604	994,061,071	30.6
Income Brought Forward	2,629,007,981	1853367959	0	0
Sub-Total	2,629,007,981	1853367959	0	0
Grand Total	12,765,640,172	10,199,380,830	2,566,190,693	78.5

County Budget Review And Outlook Paper, 2022

Table 2: Comparison of Revenue Performance in FY2020/2021 and FY 2021/2022

Source	Revised Estimates FY 2020/2021- Kshs	Actual Funds received FY 2020/2021- Kshs.	Percent performance in FY 2020/2021	Revised Estimates FY 2021/2022 - Kshs	Actual Funds received FY 2021/2022-Kshs.	Percent performance in FY 2020/2021
Equitable Share of Revenue	7,785,900,000	7,785,900,000	100	8,265,585,516	7,604,338,674	91.9
County Own Source Revenue	365,641,316	250,090,346	68.4	438,000,000	302,688,593	69.1
SUB TOTAL	8,151,541,316	8,035,990,346	98.58	8,703,585,516	7,907,027,267	98.4
CONDITIONAL ALLOCATIONS FROM NATIONAL GOVERNMENT REVENUE						
Compensation for User Fees Forgone	30,419,186	15,209,593	50	14,814,598	0	0
Road Maintenance Levy	228,285,028	228,285,028	100	125,400,001	0	0
Leasing of Medical Equipment				153,297,872	0	0
Development of Youth Polytechnics	56,299,894	56,299,894	100	54,837,777	0	0
COVID-19 Conditional Grant balance	106,569,000	-	0	0	0	0
SUB TOTAL	421,573,108	299,794,515	71.11	348,350,248	0	0
CONDITIONAL ALLOCATIONS FROM DEVELOPMENT PARTNERS' LOANS AND GRANTS						
World Bank Grant on Kenya Devolution Support Programme	75,000,000	174,152,375	232.2	102,491,953	0	0
DANIDA Grant to Supplement Financing of County Health facilities	30,540,000	22,140,000	72.5	17,250,750	8,625,375	50
World Bank Grant for Universal Health Care Project	121,953,877	33,752,242	27.68	9,438,302		0
World Bank Loan for National Agricultural and Rural Inclusive Growth Project	0	132,572,461	66.41	278,050,578	196,624,245	70.7
EU Grant for Instrument for Devolution Advice and Sup	59,985,774	48,984,766	81.66	50,000,000		0
Water and Sanitation Development Project (WSDP)	400,000,000	282,505,197	70.63	600,000,000	211,388,777	35.2
Agricultural Sector Development Support Programme-ASDSP	32,809,069	14,233,371	43.38	27,464,844	22,347,207	81.3
SUB TOTAL	919,929,266	708,340,411	77	1,084,696,427	438,985,604	40.2
TOTAL GRANTS	1,341,502,374	1,008,134,926	75.15	1,433,046,675	438,985,604	30.6
Income Brought Forward	2,734,050,576	2,734,050,576	100	2,629,007,981	1,853,367,959	70.5
Refund from insurance Company (Department of Agriculture - AMS vehicle)	4,240,000		0			
Balance brought forward on Members of the County Assembly (MCAs)&Staff Loan Scheme Fund	30,000,000		0			
SUB TOTAL	2,768,290,576	2,734,050,576	98.76	2,629,007,981	1,853,367,959	70.5
GRAND TOTAL	12,261,334,266	11,778,175,848	96.06	12,765,640,172	10,199,380,830	79.90

Source: Kwale County Treasury

County Budget Review And Outlook Paper, 2022

13. Trends in Actual Funds received from 2013/2014 to 2021/2022 show a steady increase in revenue allocation to the county from Ksh 3.4 Billion in 2013/2014 to about Ksh 10.2 Billion. The highest amount of funds were received in FY 2020/2021 about Ksh 11.78 Billion. The drop in funds received between FY 2020/2021 and 2021/2022 was due non- receipt of most of the conditional grants. Figure 1 shows the trends in actual funds received.

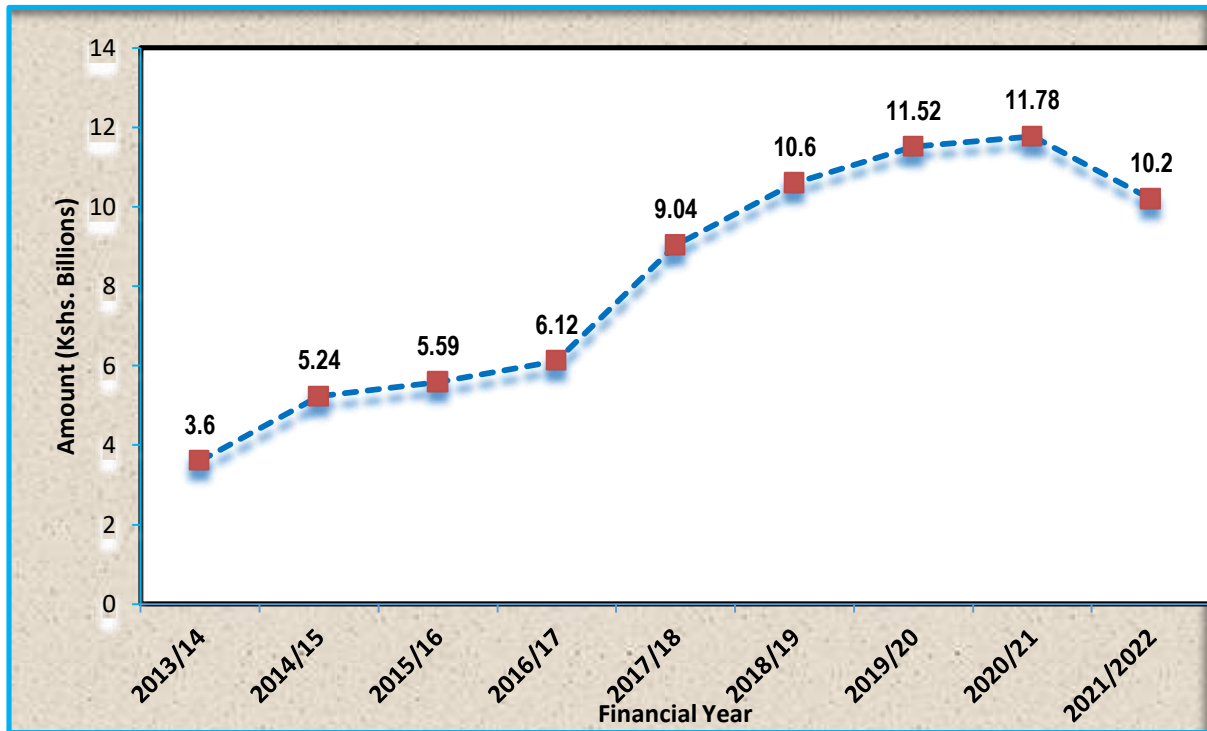


Figure 1: Trend in Actual Total Revenue from FY2013/14 to FY2021/2022

Source: Kwale County Treasury

County Budget Review And Outlook Paper, 2022

2.2.1 Details on Performance of Revenue by Category

2.2.1.1 Performance of Equitable Share

14. The County recorded a slight decline in the actual transfers from the National Government allocation of the equitable share. During the period under review **Kshs. 7.6 Billion** was received compared to **Kshs. 8.26 Billion** received in the previous period FY2020/2021. Further the trend in receipt of the funds affected the county government's cash flow. Most of the funds percent were received during the last quarter of the financial year and a balance of Ksh 661,246,846 was received after the expiry of the financial year. Delays and late disbursement of funds from the National Exchequer continue to be a great challenge in the implementation of programmes and projects.

Table 3: Schedule of Equitable Share Disbursement FY 2021/2022

Period	Amount Received	Date Received	Funds Transfer No.	Percent of Quarterly receipts to Approved Allocation
First Quarter	661,246,841.50	25/08/2021	FT21237SL6DC	
	702,574,768.50	23/09/2021	FT21266GLKV6	
	1,363,821,610.00			16.5
Second Quarter	702,574,769.00	19/10/2021	FT21292W9W4H	
	661,246,841.00	10/12/2021	FT21344M3ZFV	
	1,363,821,610.00			16.5
Third Quarter	702,574,769.00	14/01/2022	FT2201480L37	
	661,246,841.00	22/02/2022	FT22053LT6CG	
	1,363,821,610.00			16.5
Fourth Quarter	702,574,769.00	07/04/2022	FT220979LG4Z	
	702,574,769.00	22/04/2022	FT22112Z4SS8	
	661,246,841.00	13/05/2022	FT22133J6NXL	
	743,902,696.00	17/06/2022	FT22168KBWH5	
	702,574,769.00	27/06/2022	FT22178NXXR	
	3,512,873,844.00			42.5
	8,265,585,516			91.9

Source: Kwale County Treasury

15. From the table above, **16.5 percent** of the funds was disbursed during the first quarter, the second, and the third quarter consecutively. The County received a bigger percentage (**42.5 percent**) of its equitable allocation in the fourth quarter. **8.1 percent** of the allocation was received after the closure of the financial period FY2021/2022. This explains the slow pace in absorption capacities for development funds recorded in the same period.

County Budget Review And Outlook Paper, 2022

2.2.1.2 Performance of Conditional Grants

16. According to Table 2-1, Total Conditional Grants received amounted to Ksh 438,985,604 against the target of Ksh 1,433,064,675 in the revised budget for FY2021/2022. This represented 30.6 percent of the total amount of conditional grants anticipated. Compared to previous financial year 2020/2021, the disbursement of grants for FY 2021/2022 reflected a decline. In FY 2020/2021 the county received Kshs 1,008,134,926 against the budgeted amount of Ksh 1,341,502,374 representing 75.15 percent. The reason for the dismal performance was due to some grants were not funded at all and those that were funded were not 100 percent funded. In contrast to the previous year, when the Kenya Devolution Support Program (KDSP) Grant was overfunded by 132.2 percent, during the review period, the same grant was not funded.

Table 4: Grants Received for FY 2021/2022

Amount Received	Date Received	Activity	Period	Funds Transfer Number
2,500,000.00	03-Nov-21	ASDSP	Quarter 1	FT21307HPNN0
19,847,207.00	14-Jun-22	ASDSP	Quarter 2	FT22165HMT3J
137,694,046.00	10-Jun-22	NARIGP		FT22161BXGKH
211,388,777.10	15-Jun-22	WSDP		FT22166LMHTQ
8,625,375.00	27-Jun-22	DANIDA		FT2217858DGK
58,448,603.55	04-Jul-22	NARIGP	Quarter 1 FY 2022/2023	FT22185SB21N
481,595.20	08-Jul-22	NARIGP		FT221891167L
438,985,604				

Source: Kwale County Treasury

2.2.1.3 Performance of Own Source Revenue

17. The County Government realized an Own Source Revenue (OSR) collection of Kshs. **302.7 Million** during the review period against an annual target of Kshs. **438 Million**. This reflects a performance of about **68.9 percent**. This shows a slight improvement compared to previous financial year 2020/2021 where the county government collected Ksh **250.1 Million** against a target of Ksh **365 Million** implying **68.4 percent** performance. Collection efforts have been

County Budget Review And Outlook Paper, 2022

revamped with the enactment of the Finance Bill, more revenue raising measures introduced and implementation of the revenue management system.

Table 5: Summary of Own Source Revenue Collection

Revenue Stream	Target FY 2021/2022 Allocation-Kshs.	Actual Funds received-Kshs	Variance	Percent collection
Cess	30,820,000.00	25,149,032.00	5,670,968.00	82%
Land/Poll Rate	121,603,625.00	36,675,664.59	84,927,960.41	30%
Single/Business Permits	65,452,155.00	65,394,283.00	57,872.00	100%
Property Rent	6,628,000.00	5,378,190.00	1,249,810.00	81%
Parking Fees	15,000,000.00	14,940,810.00	59,190.00	100%
Market Fees	8,615,000.00	8,333,969.00	281,031.00	97%
Advertising	26,975,000.00	26,988,608.00	(13,608.00)	100%
Hospital Fees	128,800,000.00	96,116,690.71	32,683,309.29	75%
Public Health Service Fees	5,543,200.00	5,567,386.00	(24,186.00)	100%
Physical Planning and Development	5,872,000.00	5,262,147.00	609,853.00	90%
Hire Of County Assets	960,000.00	995,000.00	(35,000.00)	104%
Conservancy Administration	2,290,000.00	2,341,606.00	(51,606.00)	102%
Administration Control Fees and Charges	11,852,600.00	2,698,060.00	9,154,540.00	23%
Other Fines, Penalties, And Forfeiture Fees	50,000.00	47,500.00	2,500.00	95%
Miscellaneous Receipts	7,538,420.00	7,393,821.00	144,599.00	98%
Total County Own Source Revenue	438,000,000.00	303,282,767.30	134,717,232.70	69%

Source: Kwale County Treasury

18. Historical trends of own source revenue collection shows remarkable improvement between financial year 2017/2018 and 2018/2019 but dropped in the years to come reflecting the negative effects of COVID-19 from financial year 2019/2020 when the first cases were reported in March 2020. The third quarter of the financial year is the peak period where maximum collection normally occurs.

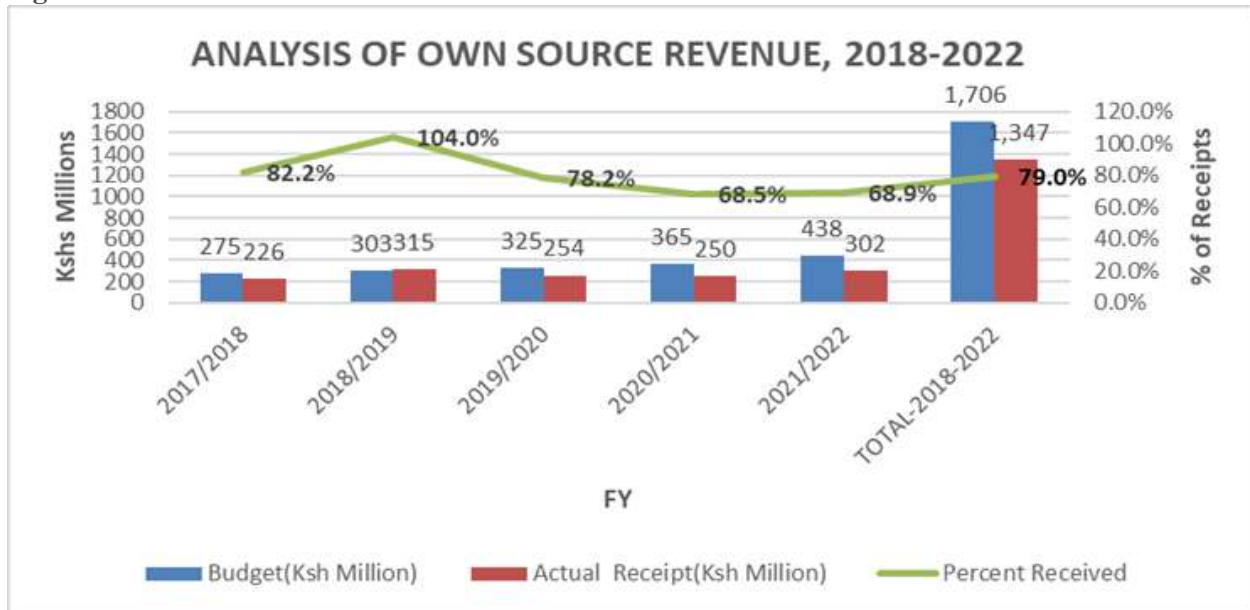
County Budget Review And Outlook Paper, 2022

Table 6: Analysis of Own Source Revenue from FY 2017/2018- 2021/2022

ANALYSIS OF OWN SOURCE REVENUE, 2018-2022			
Financial Year	Budget(Ksh Million)	Actual Receipt(Ksh Million)	Percentage Received
2017/2018	275	226	82.2
2018/2019	303	315	104.0
2019/2020	325	254	78.2
2020/2021	365	250	68.5
2021/2022	438	302	68.9
TOTAL-2018-2022	1706	1347	79.0

Source: Kwale County Treasury

Figure 2: Historical trends in own source revenue collection



Source: Kwale County Treasury

2.3 Expenditure Performance and Analysis by Economic Classification

19. During the period under review, total expenditure amounted to Kshs.10.02 Billion against a revised target of Kshs.12.77 Billion. This translates to an absorption rate of 78.47 percent and an under performance of Kshs.2.75 Billion (21.52%). This under performance is attributed by low

County Budget Review And Outlook Paper, 2022

absorption rates in both recurrent and development expenditures by the various county government departments.

20. Recurrent expenditure amounted to Kshs.6.8 Billion (including payments of commitments from previous financial year) against a revised target of Kshs.6.99 Billion. This represents a 97.2 percent absorption. Absorption on salaries and operations and maintenance were 94.4 percent and 100 percent respectively.

21. Development expenditure during the same period recorded an absorption rate of 55.6 percent. The actual expenditure on development was Kshs 3.22 Billion against the budget of Kshs 5.78 Billion. The underperformance was due to the delayed transfers from the National Government and delayed tendering processes.

Table 7: Summary of Expenditure by Economic Classification for FY 2021/2022

Expenditure Classification	FY2020/2021		% Absorption	% Total Expenditure
	Approved Estimates	Actual Expenditure		
Current Expenditure	6,986,724,489	6,801,076,969	97.3	67.9
Compensation to Employees	3,296,569,119	3,110,921,599	94.4	31.0
Use of Goods and Services	3,690,155,370	3,690,155,370	100.0	36.9
Capital Expenditure	5,778,915,683	3,215,653,046	55.6	32.1
Other Development	5,778,915,683	3,215,653,046	55.6	32.1
Total Expenditure	12,765,640,172	10,016,730,015	78.5	100

Source: Kwale County Treasury

2.3.1 Departmental Expenditure Performance

22. During the period under review, highest expenditures were recorded in the departments of Medical and Public Health Services at 31.1 percent of the total expenditure, Education at 14.5 percent, and Finance and Economic Planning at 12.3 percent. Departments that recorded lower expenditures were the Kwale and Diani municipalities at 0.02 and 0.3 percent respectively as well as the county public service board that contributed to the total expenditure by 0.4 percent.

County Budget Review And Outlook Paper, 2022

23. However, in terms of absorption capacity, the department of Finance and Economic Planning recorded the highest at 97.8 percent, followed by the Diani municipality with 95.6 percent and Public Service and Administration recording 95.0 percent absorption. Departments that recorded the lowest absorption rates were the Kwale municipality, Water and Agriculture, Livestock and Fisheries at 6.5percent, 52.4 percent and 65.2 percent respectively.

Table 8: Summary of Departmental Total Expenditures FY 2021/ 2022

Vote	Department	Total Expenditure			
		Revised Estimates	Actual Expenditure	Absorption Capacity (%)	% of Total Expenditure
3061	Finance and Economic Planning	1,261,096,030	1,233,718,146	97.8	12.3
3062	Agriculture, Livestock & Fisheries	828,434,063	491,280,514	59.3	4.9
3063	Environmental & Natural Resources	360,522,234	274,148,971	76.0	2.7
3064	Medical & Public Health Services	3,630,927,456	3,113,484,138	85.7	31.1
3065	County Assembly	1,028,286,613	844,351,597	82.1	8.4
3066	Trade & Cooperative Services	270,967,948	206,680,913	76.3	2.1
3067	Social Services & Talent Management	337,762,656	305,991,495	90.6	3.1
3068	County Executive	155,709,097	132,204,445	84.9	1.3
3069	Education	1,823,191,952	1,452,947,100	79.7	14.5
3070	Water Services	1,461,494,995	765,922,421	52.4	7.6
3071	Roads & Public Works	978,159,791	637,289,490	65.2	6.4
3072	Tourism & ICT	127,911,206	117,837,211	92.1	1.2
3073	County Public Service Board	52,595,169	44,006,347	83.7	0.4
3074	Public Service & Administration	387,439,902	368,143,835	95.0	3.7
3075	Kwale Municipality	33,347,055	2,151,013	6.5	0.02
3076	Diani Municipality	27,794,004	26,572,379	95.6	0.3
TOTAL		12,765,640,172	10,016,730,015	79.98	100

Source: Kwale County Treasury

2.3.2 Departmental Recurrent Expenditure Performance

24. Recurrent expenditure amounted to Kshs.6.8 Billion (including payments of commitments from previous financial year) against a revised target of Kshs.6.99 Billion. This represents an absorption rate of 97.3 percent against the target down from the 97.47 percent expenditure in the previous year. This as well indicates an underperformance of 257.4 Million as a result of low performance in own source revenue.

County Budget Review And Outlook Paper, 2022

25. During this period, highest expenditures were recorded in the departments of Medical and Public Health Services accounting for 36.6 percent of the total expenditure, Finance and Economic Planning at 17.9 percent and Education at 15.0 percent. On the contrary, Kwale and Diani municipalities, County Public Service Board and department of Tourism and ICT took the least share of recurrent expenditure recording 0.03, 0.04, 0.6 and 0.8 percent respectively.

Table 9: Summary of Total Recurrent Expenditure

Vote	Department	Recurrent Expenditure				Rank
		Revised Estimates	Actual Expenditure	Absorption Capacity (%)	% of Total Expenditure	
3061	Finance and Economic Planning	1,223,512,140	1,216,944,546	99.5	17.9	2
3062	Agriculture, Livestock & Fisheries	195,129,164	191,347,952	98.1	2.8	9
3063	Environmental & Natural Resources	190,800,712	166,811,783	87.4	2.5	14
3064	Health	2,563,934,009	2,487,937,787	97.0	36.6	11
3065	County Assembly	648,445,792	637,791,438	98.4	9.4	6
3066	Trade & Cooperative Services	77,404,692	75,494,959	97.5	1.1	7
3067	Social Services & Talent Management	140,860,034	140,080,882	99.4	2.1	4
3068	County Executive	120,537,302	119,495,226	99.1	1.8	1
3069	Education	1,022,684,574	1,017,962,170	99.5	15.0	2
3070	Water Services	100,826,055	100,064,473	99.2	1.5	5
3071	Roads & Public Works	242,396,091	220,530,894	91.0	3.2	12
3072	Tourism & ICT	59,327,232	53,894,188	90.8	0.8	13
3073	County Public Service Board	52,595,169	44,006,347	83.7	0.6	15
3074	Public Service & Administration	341,933,026	323,637,811	94.6	4.8	10
3075	Kwale Municipality	2,226,256	2,151,013	96.6	0.03	8
3076	Diani Municipality	4,112,241	2,925,500	71.1	0.04	16
TOTAL		6,986,724,489	6,801,076,969		100	

Source: Kwale County Treasury

26. From the table above, highest absorption capacities were recorded in the departments of Finance and Education both at 99.5%), Social services (99.4%) and water (99.2%). On the other hand, Diani Municipality and County public service board spent the least with absorption rates of 71.1 and 83.7 percent respectively.

County Budget Review And Outlook Paper, 2022

2.3.3 Personnel Emoluments Expenditure Performance

27. Section 107 of the Public Finance Management Act, 2012 on fiscal responsibility principles read together with section 25 of the Public Finance Management Regulations 2015 states that the County Government's expenditure on wages and benefits for its public officers shall not exceed thirty-five (35) percent of the County Government's total revenue. During the period under review, the County Government of Kwale spent a total of Kshs.3.23 Billion on personnel emoluments against a revised annual target of Kshs.3.3 Billion. This represented a 97.9 percent absorption.

28. The department of Medical and Public Health Services accounted for 53.7 percent of the total expenditure on personnel emoluments owing to its large staff establishment. Other departments with bigger expenditures on personnel emoluments were Education at 16.1 percent and Finance and economic planning at 8.7 percent. Departments that recorded lowest expenditures on personnel emoluments were the county public service board and tourism and ICT at 0.7 percent and environment and natural resources at 0.9 percent.

Table 10: Summary of Departmental Expenditure Performance on Personal Emoluments

Vote	Department	Personal Emoluments			
		Revised Estimates	Actual Expenditure	Absorption Capacity (%)	% of Total Expenditure
3061	Finance and Economic Planning	271,044,476	270,826,521	99.9	8.7
3062	Agriculture, Livestock & Fisheries	148,745,355	148,115,468	99.6	4.8
3063	Environmental & Natural Resources	29,109,681	28,957,620	99.5	0.9
3064	Health	1,697,432,139	1,667,427,611	98.2	53.7
3065	County Assembly	132,750,385	122,096,030	92.0	2.0
3066	Trade & Cooperative Services	38,914,187	38,460,544	98.8	1.2
3067	Social Services & Talent Management	36,599,694	36,371,118	99.4	1.2
3068	County Executive	63,667,334	63,667,334	100.0	2.01
3069	Education	498,231,871	498,231,169	100.0	16.1
3070	Water Services	31,125,222	30,935,977	99.4	1.0
3071	Roads & Public Works	63,396,057	60,968,323	96.2	2.0
3072	Tourism & ICT	24,653,766	22,714,872	92.1	0.7
3073	County Public Service Board	27,287,043	23,083,792	84.6	0.7
3074	Public Service & Administration	233,211,910	215,272,564	92.3	6.9
3075	Kwale Municipality	0	0	0	0
3076	Diani Municipality	400,000	0	0	0
	TOTAL	3,296,569,119	3,227,128,943	97.9	100

Source: Kwale County Treasury

County Budget Review And Outlook Paper, 2022

29. In terms of absorption capacities, the departments of Education, Executive Services, Finance and Economic Planning and Agriculture, Livestock and Fisheries posted the highest absorption rates during the review period. The department of education and Executive Services had 100 percent absorption rates while both Finance and Economic Planning and Agriculture, livestock and fisheries had absorption rates at 99.9 and 99.6 percent respectively. Departments of the County Public Service Board and county assembly posted the lowest absorption capacities at 84.6 and 46.7 percent respectively as well.

2.3.4 Operations and Maintenance Expenditure Performance

30. The actual expenditure on the said period was **Ksh 3.5 Billion** against the revised budget of **Ksh 3.69 Billion**, reflecting a **94.9 percent** absorption rate. Operations and maintenance (O & M) constitute part of the recurrent expenditure and therefore, out of the targeted 6.99 Billion for revised recurrent expenditure, the planned O&M Ksh 3.69 Billion represented 52.8 percent .From the actual recurrent expenditure of 6.8 Billion O&M represents 53.4 percent actual performance.

31. The departments that accounted for higher expenditures on operations and maintenance were Finance and economic planning (26.1%), Medical and Public Health Services at (20.7%) and county assembly (15.9%). The high performance rate on department of Finance and economic planning was because of expenditures on medical insurance of 380.4 Million and for department of health high expenditure was attributed to purchase of drugs at 199.9 Million. Departments that recorded low performance on O&M were Tourism and ICT, CPSB and Agriculture, Livestock and Fisheries all at 0.9%, 0.6% and 1.1 % respectively.

County Budget Review And Outlook Paper, 2022

Table 11: Expenditure Performance on Operations and Maintenance for the fiscal year ended June 30th 2022

Vote	Department	Operations & Maintenance			
		Revised Estimates	Actual Expenditure	Absorption Capacity (%)	% of Total Expenditure
3061	Finance and Economic Planning	952,467,664	946,118,025	99.3	26.1
3062	Agriculture, Livestock & Fisheries	46,383,809	40,079,184	86.4	1.1
3063	Environmental & Natural Resources	161,691,031	137,854,163	85.3	3.8
3064	Medical & Public Health Services	866,501,870	750,598,860	86.6	20.7
3065	County Assembly	515,695,408	515,695,408	100.0	15.9
3066	Trade & Cooperative Services	38,490,505	36,902,884	95.9	1.02
3067	Social Services & Talent Management	104,260,340	103,709,764	99.5	2.9
3068	County Executive	56,869,968	56,869,968	100.0	3.3
3069	Education	524,452,703	519,731,001	99.1	14.3
3070	Water Services	69,700,833	69,128,496	99.2	1.9
3071	Roads & Public Works	179,000,034	159,562,571	89.1	4.4
3072	Tourism & ICT	34,673,466	31,179,316	89.9	0.9
3073	County Public Service Board	25,308,126	20,922,555	82.7	0.6
3074	Public Service & Administration	108,721,116	108,365,247	99.7	3.0
3075	Kwale Municipality	2,226,256	2,151,013	96.6	0.06
3076	Diani Municipality	3,712,241	2,925,500	78.8	0.08
TOTAL		3,690,155,370	3,501,793,955	94.9	100

Source: Kwale County Treasury

2.4 Development Expenditure Performance

32. During the review period, FY2021/2022 County Government of Kwale allocated **Kshs.5.78 Billion** on development expenditure (including payments on commitments from previous financial year), representing **45.2 percent** of the total revised estimates of **Ksh 12.75 Billion**. The total expenditure on development programmes amounted to **Kshs.3.22 Billion** against the allocation of Ksh 5.78 Billion. This represented an absorption capacity of **55.7 percent**.

33. The departments of Roads and Public Works, Water Services, Education and Health cumulatively accounted for 66.9 percent of the total development expenditure, each at 13.0 percent, 20.7 percent and 13.5 percent and 19.5 percent respectively. On the other hand, the departments of Finance and Economic Planning, County Executive Services and Diani Municipality posted a low performance rate each at 0.5 percent, 0.4 percent and 0.7 percent respectively.

Table 12: Departmental Development Expenditure Summaries

County Budget Review And Outlook Paper, 2022

Vote	Department	Development Budget			
		Revised Estimates	Actual Expenditure	Absorption Capacity (%)	% of Total Expenditure
3061	Finance and Economic Planning	37,583,890	16,773,600	44.6	0.5
3062	Agriculture, Livestock & Fisheries	633,304,899	299,932,562	47.4	9.3
3063	Environmental & Natural Resources	169,721,522	107,337,188	63.2	3.3
3064	Medical & Public Health Services	1,066,993,447	625,546,351	58.6	19.5
3065	County Assembly	379,840,821	206,560,159	54.4	6.4
3066	Trade & Cooperative Services	193,563,256	131,185,954	67.8	4.1
3067	Social Services & Talent Management	196,902,622	165,910,613	84.3	5.2
3068	County Executive	35,171,795	12,709,219	36.1	0.4
3069	Education	800,507,378	434,984,930	54.3	13.5
3070	Water Services	1,360,668,940	665,857,948	48.9	20.7
3071	Roads & Public Works	735,763,701	416,758,596	56.6	13.0
3072	Tourism & ICT	68,583,975	63,943,023	93.2	2.0
3073	County Public Service Board		0	0	0
3074	Public Service & Administration	45,506,876	44,506,024	97.8	1.4
3075	Kwale Municipality	31,120,799	0	0	0
3076	Diani Municipality	23,681,763	23,646,879	99.9	0.7
TOTAL		5,778,915,683	3,215,653,046		100

Source: Kwale County Treasury

34. Highest absorption capacities were posted in the departments of social services (84.3%), Diani municipality (99.9%), PSA (97.8%) and tourism (93.2%) respectively. Departments of Finance and Economic Planning, Executive, Agriculture Livestock & Fisheries and Water recorded the least absorption out of their allocations.

2.5 Overall Balance and Financing

35. Based on the expenditure performance presented in this report and the reduced revenues due to shortfalls in OSR collection and delays in the transfer of funds by the National Government, the overall fiscal balance amounted to Kshs. 182.7Million over the review period. This amount will be captured in the first supplementary budget FY2022/2023 to implement the intended programmes and projects in the same period.

County Budget Review And Outlook Paper, 2022

Table 13: Summary of Overall fiscal balances as at 30th June 2022

Source	Revised Estimates FY2020/2021	Actual Funds received	Actual receipts as a percentage of Annual Allocation (%)
Total Revenue	12,765,640,172	10,199,449,479	79.9
Equitable Share of Revenue	8,265,585,516	7,604,338,674	92.0
County Own Source Revenue	438,000,000	302,688,593	69.1
Grants & Loans	1,433,046,675	438,985,604	30.6
Returns to CRF Issues		68,649	0.0
Income Brought Forward	2,629,007,981	1,853,367,959	
Total Expenditure	12,765,640,172	10,016,730,015	78.5
Total Recurrent	6,986,724,489	6,801,076,969	97.3
Personnel Emoluments	3,296,569,119	3,103,392,453	94.1
Operations & Maintenance	3,690,155,370	3,697,684,516	100.2
Total Development	5,778,915,683	3,215,653,046	55.6
Development	5,778,915,683	3,215,653,046	55.6
Overall Balance (Commitments C/F)	0	182,719,464	

Source: Kwale County Treasury

2.6 Fiscal Performance for the FY2021/2022 in Relation to Financial Objectives

36. The fiscal performance in the FY2021/2022 will affect the financial objectives as set out in the PFM Act, 2021 and outlined in the 2022 CFSP and the budget for FY2021/2022 in a number of ways: -

37. The baseline ceilings for spending departments will be adjusted to factor in the revised resource envelope and the non-implemented programmes and projects under the updated macroeconomic framework.

38. The under- spending in both recurrent and development budget for the FY2021/2022 has implications on the base used to project expenditures in the FY2022/2023 and the medium term. Appropriate revisions have been undertaken in the context of this CBROP taking into account the budget outturn for the review period.

County Budget Review And Outlook Paper, 2022

39. As highlighted above, the reasons for the deviations from the financial objectives include: shortfalls in OSR collection and delays in the transfer of funds by the National Government to the CRF. This has adverse impact on the implementation of both recurrent and development programmes. To remedy these deviations, the fiscal outlook will focus on strengthening own source revenue collection by fast-tracking the approval of the Kwale County Government revenue raising measures and enhancing procurement planning.

Table 14: Overall Budget Outturn for FY2021/2022 (Kshs.)

Source	Revised Estimates FY2020/2021	Actual Funds received	Actual receipts as a percentage of Annual Allocation (%)
Total Revenue	12,765,640,172	10,199,449,479	79.9
Equitable Share of Revenue	8,265,585,516	7,604,338,674	92.0
County Own Source Revenue	438,000,000	302,688,593	69.1
Grants & Loans	1,433,046,675	438,985,604	30.6
Returns to CRF Issues		68,649	0.0
Income Brought Forward	2,629,007,981	1,853,367,959	
Total Expenditure	12,765,640,172	10,016,730,015	78.5
Total Recurrent	6,986,724,489	6,801,076,969	97.3
Personnel Emoluments	3,296,569,119	3,103,392,453	94.1
Operations & Maintenance	3,690,155,370	3,697,684,516	100.2
Total Development	5,778,915,683	3,215,653,046	55.6
Development	5,778,915,683	3,215,653,046	55.6
Overall Balance (Commitments C/F)	0	182,719,464	

Source: Kwale County Treasury

2.7 Compliance with Fiscal Responsibility Principles

2.7.1 Development Expenditure

40. In managing the County Government's finances, the Public Finance Management Act, 2012 Section 107(b) requires that over the medium term, a minimum of 30 percent of each County Government's budget shall be allocated to development expenditure. In complying with this legal requirement, the County Government of Kwale in the FY 2021/2022 allocated 32.1 percent of its budget on its development budget

County Budget Review And Outlook Paper, 2022

2.7.2 Recurrent Expenditure

41. The PFM Act 2012 also in relation to expenditures on recurrent budget stipulates that the total expenditure on recurrent budget should not exceed the county's total revenue. During the period under review the actual recurrent expenditure was at 6.8 Billion while the total actual revenue was 10.2 Billion. In summary this report is prepared within the expected legal framework.

2.7.3 Personnel Emoluments

42. Regulation 25(1) (b) of the PFM (County Governments) Regulations, 2015, requires that the county government's expenditure on wages and benefits for its public officers shall not exceed thirty-five (35) percent of the county government's total revenue. Again the County Government of Kwale kept the wage bill below the legal threshold by allocating 30.9 percent on personnel emoluments.

2.7.4 Own Source Revenue

43. In line with the provisions of Section 107 (2g) of the PFM Act, 2021 A reasonable degree of predictability with respect to the level of local revenue bases shall be maintained, taking into account any reforms and measures put in place to enhance post – COVID economic recovery.

CHAPTER THREE: RECENT ECONOMIC DEVELOPMENTS AND OUTLOOK

3.1 Recent Economic Developments

3.1.1 Global and Regional Economic Performance

44. The global economy has seen a slowdown owing to the impact of the ongoing Russia-Ukraine conflict, effects of COVID-19 containment measures in China; higher-than-expected inflation worldwide triggered by higher global oil and food prices and the impact of the global monetary policy that has created tighter financial conditions. As a result, the IMF global growth is projected to slow down to 3.2 percent in 2022 from 6.1 percent in 2021 (WEO July 2022).

45. Advanced economies are projected to slow down to 2.5 percent in 2022 from 5.2 percent in 2021 reflecting weaker-than-expected growth in the United States and the Euro area. Growth in the United States slowed down due to significantly less momentum in private consumption while the slowdown in growth in the euro area reflected spillovers from the war in Ukraine as well as the assumption of tighter financial conditions. For emerging market and developing economies, growth is also projected to slow down to 3.6 percent in 2022 from 6.8 percent in 2021 reflecting mainly the sharp slowdown of China's economy and the moderation in India's economic growth.

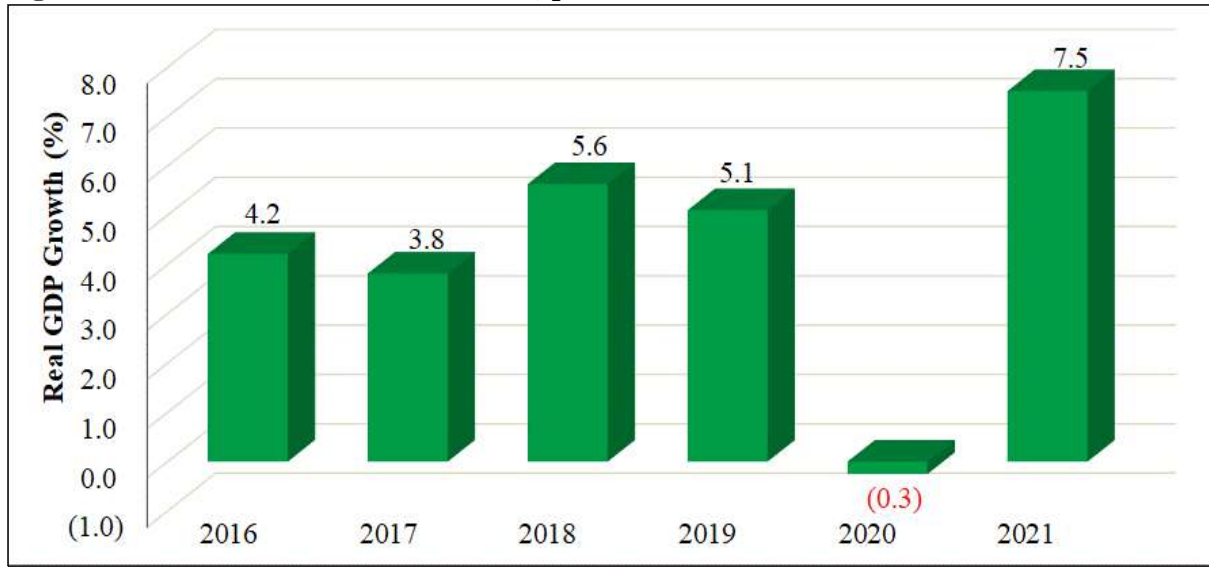
46. In sub-Saharan Africa region, growth is projected to slow down by 3.8 percent in 2022 from a growth of 4.6 percent in 2021. The slowdown is as a result of domestic price pressures, partly induced by supply disruptions owing to the war in Ukraine reducing food affordability, and real incomes as well as surging fuel prices across the region

3.1.2 Kenya's GDP Growth

47. The Kenyan economy demonstrated remarkable resilience and recovery to the COVID-19 shock due to the diversified nature of the economy and the proactive measures by the Government to support businesses. The economy expanded by 7.5 percent in 2021, a much stronger level from a contraction of 0.3 percent in 2020 (**Figure 3**). This economic recovery was mainly supported by the recovery in the service and industry sectors despite the subdued performance in the agricultural sector.

County Budget Review And Outlook Paper, 2022

Figure 3: Annual Real GDP Growth Rates, percent



Source of Data: Kenya National Bureau of Statistics

48. In the first quarter of 2022, the economy expanded further by a remarkable 6.8 percent compared with a growth of 2.7 percent in a similar quarter in 2021. The strong performance was supported by continued recovery in manufacturing, transport and storage, accommodation and food services, wholesale and retail trade, Professional, administration and support services and financial and insurance.

49. Activities in agriculture, forestry and fishing sector remained subdued in the first quarter of 2022 mainly attributed to depressed rainfall during the fourth quarter of 2021 as well as delayed onset of rains during the first quarter of 2022, thereby leading to reduced agricultural production. The sector is estimated to have contracted by 0.7 percent in the first quarter of 2022 compared to 0.4 percent growth in the first quarter of 2021. The poor performance of the sector was mainly due to the significant decline in horticultural exports and tea production. The sector's performance was however cushioned from a steeper slump by the increase in production of cane, milk, and coffee. The sector's contribution to GDP growth was -0.1 percentage points in the first quarter of 2022 compared to 0.1 percentage points contribution in the same quarter in 2021.

3.1.3 National Sectoral GDP Performance

50. The performance of the industry sector improved to a growth of 4.4 percent in first quarter of 2022 compared to a growth of 3.9 percent in the same quarter in 2021. This was mainly on account of improved performance of the manufacturing activities despite a slowdown in the electricity and water supply and construction sub-sectors. The industry sector accounted for 0.7 percentage points of growth in the first quarter of 2022 compared to 0.6 percentage point contribution to GDP in the first quarter of 2021 (**Figure 4**).

51. Activities in the manufacturing sub-sector were more vibrant in the first quarter of 2022 compared to the same quarter in 2021. The sub-sector grew by 3.7 percent in the first quarter of 2022 compared to a 2.1 percent growth in 2021. The improved performance was supported by both the food and non-food components. The food component that registered substantial growth was processing of coffee while the non-food component growth was supported by substantial growth in cement production.

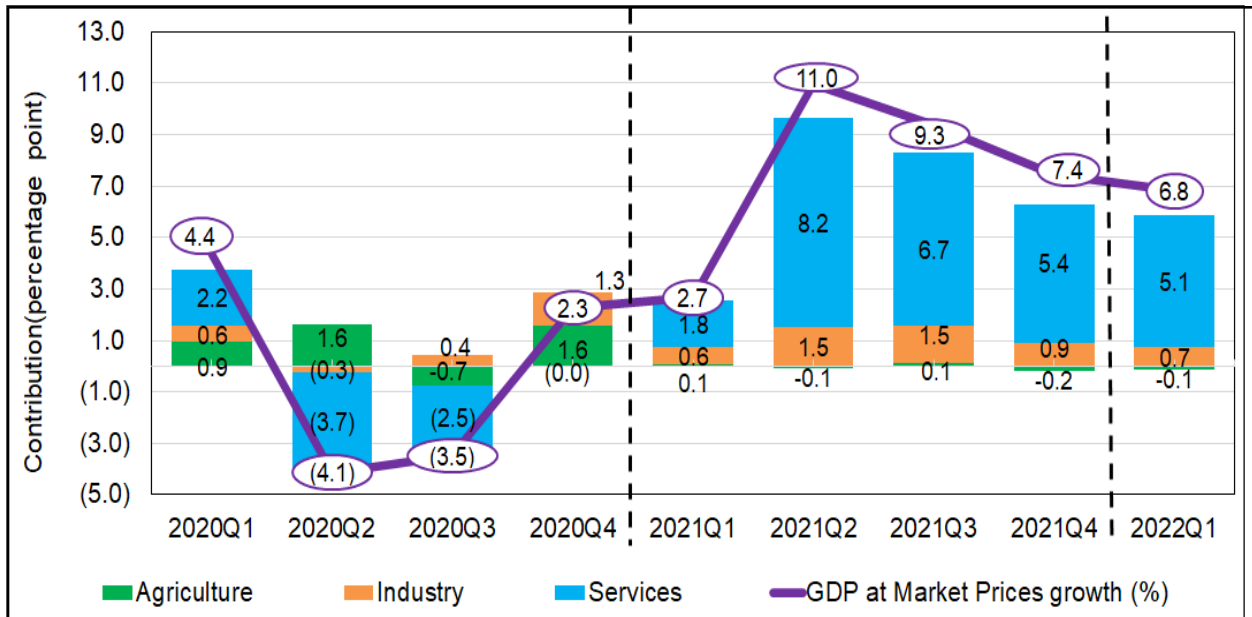
52. Electricity and Water Supply sector slowed down to a growth of 1.9 percent in the first quarter of 2022 compared to a growth of 3.6 percent in the corresponding quarter of 2021. The sector's growth was slowed by a decline in hydroelectricity generated, owing to insufficient rains during the first quarter of 2022. Similarly, electricity generated from geothermal also declined during the period. Although electricity generated from thermal recorded a significant increase, it had detrimental effect on the gross value addition due to high cost of inputs in the generation process.

53. The construction sub-sector performance slightly declined to grow by 6.4 percent in the first quarter of 2022 compared to a 6.8 percent growth during the same period in 2021. The growth was mainly supported by the increase in cement and various construction materials such as bitumen and iron and steel consumption.

54. The recovery of activities in the services sector continued in the first quarter of 2022. The sector grew by 9.1 percent in the first quarter of 2022 compared to a growth of 3.2 percent in the

County Budget Review And Outlook Paper, 2022

same quarter in 2021. The strong growth was largely characterized by significant recovery in transportation and Storage (8.1 percent), accommodation and food services (56.2 percent) and Professional, Administrative and Support Services (14.9 percent). The sector was also supported by strong growths financial and insurance services (14.4 percent), and wholesale and retail trade (8.7 percent). The services sector contributed 5.1 percentage point to real GDP growth in the first quarter of 2022 compared to the 1.8 percentage point contribution in the same quarter in 2021



(Figure 4).

Figure 4: Sectors contributions to Real GDP Growth
Source of Data: Kenya National Bureau of Statistics

3.1.4 Macroeconomic Indicators

3.1.4.1 Inflation Rate

55. The year-on-year inflation rate increased to 8.5 percent in August 2022 (above the 7.5 percent upper bound) from 6.6 percent in August 2021 mainly due to higher food and fuel prices. This increase was moderated by Government measures to stabilize fuel prices, lower electricity tariffs and subsidies on fertilizer prices. Additionally, the waiver of import duties and levies on white maize and the reduction in VAT on LPG will further moderate domestic prices. Overall annual average inflation remained within Government target range at 6.6 percent in August 2022 compared to the

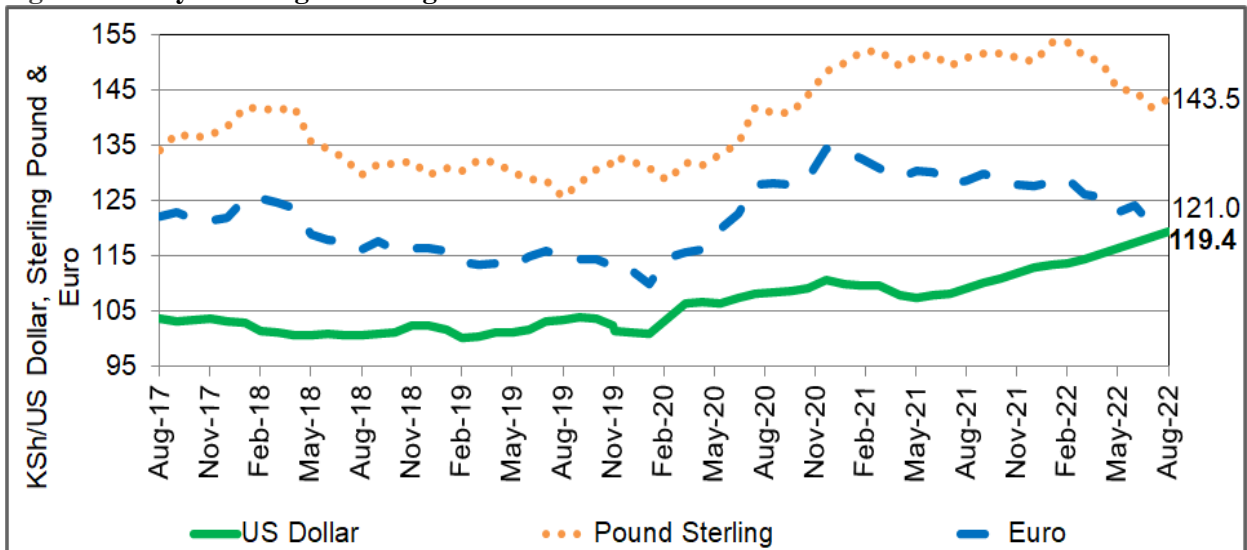
County Budget Review And Outlook Paper, 2022

5.7 percent recorded in August 2021.

3.1.4.2 Kenya Shilling Exchange Rate

56. The foreign exchange market has largely remained stable despite the tight global financial conditions and the high demand for the US Dollar in the international market. The Kenya Shilling to the US Dollar exchanged at Ksh 119.4 in August 2022 compared to Ksh 109.2 in August 2021. Over the same period, the Kenyan Shilling strengthened against other major international currencies. The Euro exchanged at Ksh 121.0 in August 2022 compared to Ksh. 128.6 in August 2021 while the Sterling Pound exchanged at Ksh 143.5 compared to Ksh 150.9 over the same period (**Figure 5**).

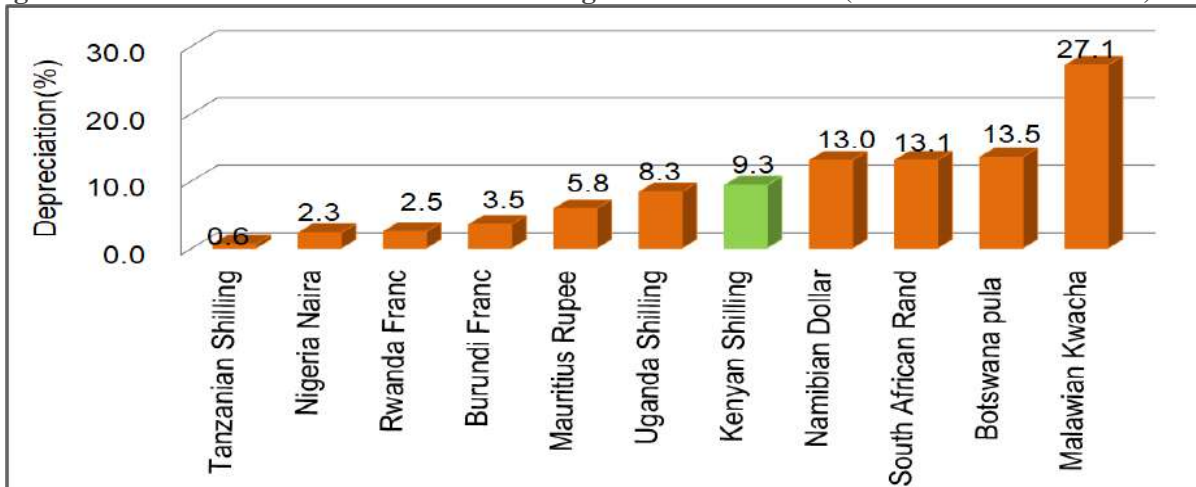
Figure 5: Kenya Shillings Exchange Rate



Source of Data: Central Bank of Kenya.

County Budget Review And Outlook Paper, 2022

Figure 6: Performance of Selected Currencies against the US Dollar (June 2021 to June 2022)



Source: National Central Banks

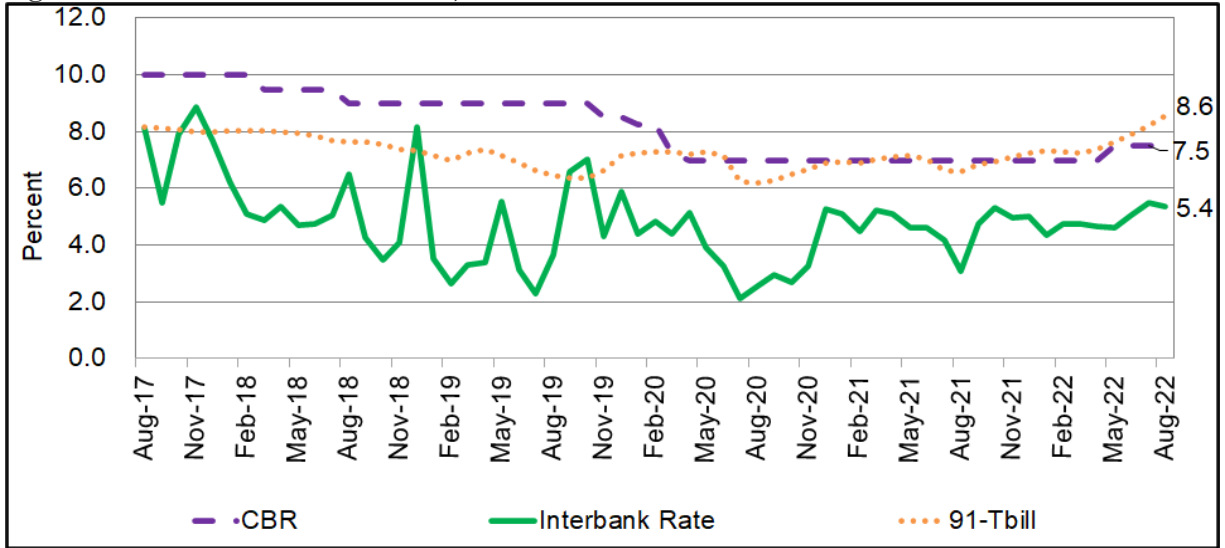
3.1.4.3 Interest Rates

57. Short-term interest rates remained fairly low and stable supported by ample liquidity in the money market. The Central Bank Rate was raised from 7.0 percent to 7.5 percent on 30th May 2022. The tightening of the monetary policy stance was to anchor inflation expectations due to the elevated risks to the inflation outlook as a result of increased global commodity prices and supply chain disruptions. The interbank rate increased to 5.4 percent in August 2022 compared 3.1 percent in August 2021 (**Figure 7**).

58. Interest rates on the Treasury bills remained relatively low (below 10 percent) in August 2022. The 91-day Treasury Bills rate was at 8.6 percent in August 2022 compared to 6.6 percent in August 2021. Over the same period, the 182-day Treasury Bills rate increased to 9.5 percent from 7.1 percent while the 364-day also increased to 9.9 percent from 7.4 percent.

County Budget Review And Outlook Paper, 2022

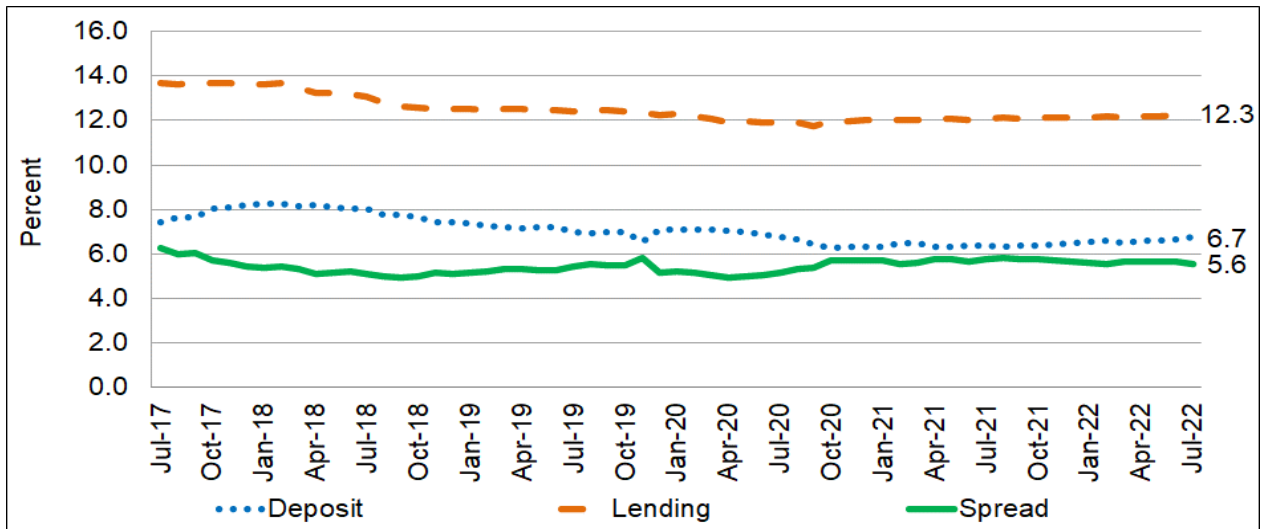
Figure 7: Short Term Interest Rates, Percent



Source: Central Bank of Kenya

59. Commercial banks’ lending rates remained relatively stable in July 2022 supported by the prevailing monetary policy stance during the period and liquidity conditions in the market. The average lending rate was at 12.3 percent in July 2022 from 12.1 percent in July 2021 while the average deposit rate increased to 6.7 percent from 6.3 percent over the same period. Consequently, the average interest rate spread declined to 5.6 percent in July 2022 compared to 5.8 percent in July 2021(**Figure 8**).

Figure 8: Commercial Banks Rates, Percent



County Budget Review And Outlook Paper, 2022

3.1.4.4 Money and Credit

60. Broad money supply, M3, improved to a growth of 7.6 percent in the year to July 2022 compared to a growth of 6.9 percent in the year to July 2021. The pickup was mainly due to an increase in domestic credit particularly net lending to the private sector despite the decline in the Net Foreign Assets (NFA). Net Foreign Assets (NFA) of the banking system in the year to July 2022 contracted by 46.8 percent, compared to a contraction of 10.7 percent in the year to July 2021. The decline in NFA was partly due to the Central Bank payments of Government external obligations, and increased banks' borrowings from foreign sources and reduction in foreign deposit assets to support lending to customers.

61. Net Domestic Assets (NDA) registered a growth of 19.5 percent in the year to July 2022, an improvement compared to a growth of 11.7 percent over a similar period in 2021. The growth in NDA was supported by net lending to Government, and resilient growth in credit to the private sector as business activities improved. Other public sector lending improved to a growth of 0.1 percent in the year to July 2022 from a contraction of 6.5 percent in a similar period in 2021, mainly reflecting borrowings by county governments and parastatals.

3.1.4.5 Private Sector Credit

62. Private sector credit improved to a growth of 14.2 percent in the 12 months to July 2022 compared to a growth of 6.1 percent in the year to July 2021. All economic sectors registered positive growth rates reflecting improved demand as economic activities picked up. Strong credit growth was observed in the following sectors: transport and communication, business services, manufacturing, trade, building and construction and agriculture. The Credit Guarantee Scheme for the vulnerable Micro, Small and Medium Enterprises (MSMEs), continues to de-risk lending by commercial banks hence remains critical to increasing credit flow to the private sector.

County Budget Review And Outlook Paper, 2022

3.2 Kwale County GCP and Economic Performance

3.2.1 County's Contribution to Gross Value Added (GVA) (%)

63. As at 2020, the results from the *KNBS 2020 GCP Report* shows that Kwale County contributed **1.2 percent** of total economy's GVA of the Country, that is, the County's share to the National GDP, putting Kwale as the 3rd largest economy in the Kenya coastal counties after Mombasa and Kilifi. (Table 15).

64. Kwale County contributed an estimated amount **Kshs 119.67 Million** as the Gross County Product (GCP) in Current Prices, as at 2020, as compared to **Ksh 54.2, Millions** during the inception of devolution in 2013, translating to a sharp increase of **121 percent**. In the previous years of 2019 and 2018, the county contributed an estimated of **Ksh 108.66 Million** and **Ksh 100.08 Million** respectively showing a growth of **10.13%** in **2020** and **8.57%** in **2019** (Table 15)

Table 15: County Contribution to Gross Value Added (GVA) (%)

County	2013	2014	2015	2016	2017	2018	2019	2020	Average
Kilifi	2.3	2.3	2.2	2.1	2.1	2.1	2.1	2.1	2.2
Kwale	1.1	1.2	1.1	1.1	1.2	1.2	1.2	1.2	1.1
Lamu	0.3	0.3	0.3	0.3	0.3	0.3	0.3	0.3	0.3
Mombasa	5.6	5.4	5.2	5.2	5.2	5.1	5.0	4.7	5.2
Taita Taveta	0.6	0.7	0.6	0.6	0.6	0.6	0.6	0.6	0.6
Tana River	0.3	0.3	0.3	0.3	0.3	0.3	0.3	0.3	0.3

Source: Kenya National Bureau of Statistics (KNBS)

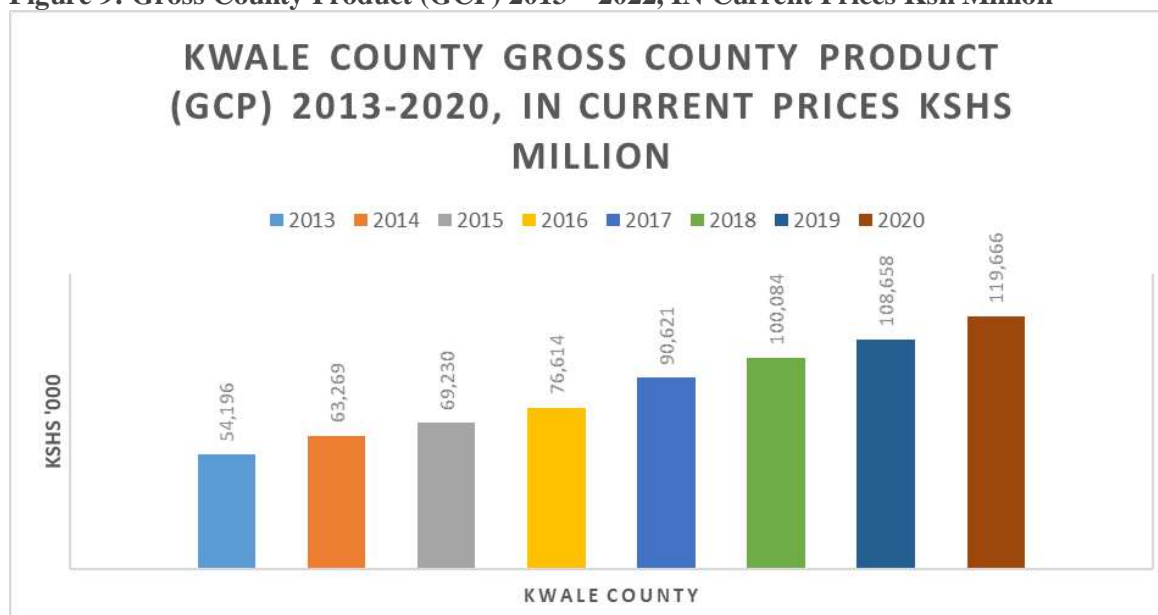
Table 16: Gross County Product (GCP) 2013 – 2022, IN Current Prices Ksh Million

County	2013	2014	2015	2016	2017	2018	2019	2020	8-YR Total
Kilifi	108,937	123,451	140,018	147,927	162,766	177,795	199,179	204,172	1,264,245
Kwale	54,196	63,269	69,230	76,614	90,621	100,084	108,658	119,666	682,338
Lamu	15,858	17,692	20,555	21,762	25,262	29,032	32,338	32,857	195,356
Mombasa	268,326	296,857	329,262	360,583	401,393	435,527	469,584	467,395	3,028,927
Taita Taveta	30,583	36,029	40,677	44,757	49,589	54,640	60,879	63,564	380,718
Tana River	15,525	15,557	21,051	20,381	21,095	23,567	27,627	29,866	174,669
Total	493,425	552,855	620,793	672,024	750,726	820,645	898,265	917,520	5,726,253

Source: Kenya National Bureau of Statistics (KNBS)

County Budget Review And Outlook Paper, 2022

Figure 9: Gross County Product (GCP) 2013 – 2022, IN Current Prices Ksh Million



Source: GCP 2021 Report, Kenya National Bureau of Statistics (KNBS)

3.2.2 Kwale County's Sectoral Contribution to Real GCP

65. The three key top economic sectors that contributed largely to the county's economy in 2020 were: Agriculture, Forestry and Fishing, Mining and quarrying and Transport and storage each injecting Kshs 42.2 Million, Kshs 12.25 Million, Kshs 10.12 Million, respectively. The lion share in the agricultural sector is majorly attributed to the main livelihood zones in the county being: Livestock farming, mixed farming and fishing, whereas the growth seen in the year 2020 can be pointed towards the mega world bank programmes of NARGIP and ADSP targeting to empower and train farmers in the sector. While in the Mining and Quarrying Sector, the share is primarily attributed to titanium mining, by the Base Titanium Company in Msambweni Sub-County.

Table 17: Kwale County Sectoral Contribution to Real GCP, 2018-2020, Ksh million

Sector	2020	2019	2018
Agriculture, Forestry and Fishing	42,219	34,614	31,329
Mining and quarrying	10,253	9,888	9,787
Manufacturing	6,699	6,162	6,413
Electricity supply	435	413	393
Water supply; waste collection	601	590	595

County Budget Review And Outlook Paper, 2022

Construction	5,094	4,159	3,697
Wholesale and retail trade; repair of motor vehicles	1,790	1,762	1,685
Transport and storage	10,117	10,185	9,067
Accommodation and food service activities	2,741	4,196	3,513
Information and communication	2,252	2,094	1,935
Financial and insurance activities	1,155	913	953
Real estate activities	9,788	9,262	8,669
Professional and technical services	1,583	1,785	1,662
Administrative support services	835	979	877
Public ad- ministration and defense	12,759	10,737	9,322
Education	5,309	5,578	4,923
Human health and social work activities	3,593	2,594	2,697
Other service activities	2,900	3,232	3,024
Financial services indirectly measured	-457	-486	-455
GCP	119,666	108,657	100,086

Source: Kenya National Bureau of Statistics (KNBS)

3.3 Medium Term Economic Outlook

3.3.1 External Economic Outlook

66. The global economic outlook remains highly uncertain with growth projected to moderate to 2.9 percent in 2023 from 3.2 percent in 2022 largely reflecting a slowdown in advanced economies despite a gradual pick up in the emerging market and developing economies. Advanced economies are projected to slow down by 1.0 percent in 2023 from 2.3 percent in 2022 mainly due to a slowdown in growth in the United States and the Euro area. Growth in the United States is projected to slow down due to the expected impact of a steeper tightening in monetary policy. Growth in the euro area is expected to be adversely affected by the spill overs from the war in Ukraine as well as the assumption of tighter financial conditions.

67. The emerging market and developing economies are projected to pick up to a growth of 3.9 percent in 2023 from a growth of 3.6 percent in 2022 albeit with varying performance across countries. The emerging and developing Asia is projected to pick up as a result of a more robust recovery in china despite a slowdown in India, while growth in the Latin America and the Caribbean and the Middle East and Central Asia are expected to slow down.

68. The Sub-Saharan African region is projected to pick up to a growth of 4.0 percent in 2023 from 3.8 percent in 2022 with the East and Southern African sub-region showing a sustained recovery from the recession. The DRC and Zambia are expected to benefit from rising metal prices in the short-and medium term and gain from the transition away from fossil fuels in the long term.

3.3.2 Domestic Economic Growth Outlook

69. Domestically, leading indicators of economic activity show continued strong performance in the second quarter of 2022, supported by strong activity in transport and storage, wholesale and retail trade, construction, information and communication, and accommodation and food services. As such, the economy is expected to remain robust at 5.5 percent in 2022, with continued strong performance of the services sector despite the downside risks to global growth.

70. Growth is expected to remain resilient growing by 5.8 percent in FY 2022/23 and averaging 6.2 percent over the medium term. This will be supported by a broad-based private sector growth, including recoveries in agriculture while the public sector consolidates. This outlook will be reinforced by the ongoing implementation of the strategic priorities of the Government under the “Big Four” Agenda and the Economic Recovery Strategy. Additionally, the Government is implementing the third phase of the Economic Stimulus Programs that target strategic interventions in agriculture, health, education, drought response, policy, infrastructure, financial inclusion, energy, and environmental conservation. The economic growth projections over the medium term are aligned to those of the Third Medium Term Plan (2018-2022) of the Vision 2030.

3.4 Monetary Policy Outlook

71. The main objective of monetary policy, over the medium term will be to maintain price stability. Overall inflation is expected to moderate to 6.0 percent in FY 2022/23 and remain within the target range of 5 ± 2.5 percent as international commodity prices, particularly oil, wheat and edible oils, have begun to moderate. Additionally, the waiver of import duties and levies on white maize and the reduction in VAT on LPG will further moderate domestic prices.

72. The foreign exchange market is expected to remain stable supported by, resilient export receipts, buoyant remittances, and a gradual pick up in receipts from services exports. The continued coordination of monetary and fiscal policies is expected to sustain macroeconomic stability and support economic activity.

3.5 Fiscal Policy Outlook

73. Fiscal policy over the medium-term aims at enhancing revenue mobilization, expenditure rationalization and strengthening management of public debt to minimize cost and risks of the portfolio, while accessing external concessional funding to finance development projects. This is geared towards economic recovery to support sustained, rapid and inclusive economic growth, safeguard livelihoods and continue the fiscal consolidation programme to create fiscal space for the implementation of the “Big Four” Agenda.

3.6 Kwale County Economic Outlook

74. In the first quarter of 2022, the county economy seems to be improving, supported by strong activity in tourism sector- accommodation and food services, Roads Constructions wholesale and retail trade. As such, the economy is expected to take an upward trajectory in 2022, with continued strong performance of the services sector despite the downside risks to global growth.

75. There are three National Government projects in the county which will spur growth of the County’s economy. These include:-Dongo Kundu project which passes to our neighbouring county of Mombasa, aimed at improving movement of goods, people and services and also open up areas for development; Shimoni Port development aimed at improving trade and also have a multiplier effect in other sectors; Samburu-Kinango-Kwale road upgraded to bitumen standards will open up areas for more development.

76. Economic growth in the county will also be spurred with the anticipated gazettelement of the Mineral Royalty Revenue Sharing Framework, which in compliance with Section 183 of the

County Budget Review And Outlook Paper, 2022

Mining Act, 2016 stipulates; “any holder of a mineral right shall pay royalty to the State in respect of the various mineral classes won by virtue of the mineral right. Such royalties shall be distributed at 70 percent to the National Government; 20 percent to the County Government; and 10 percent to the Communities.” When the provision of this law is implemented, the county economy is expected to grow following the direct injection of the royalties, by the Base Titanium Mining Company to the County Treasury and the communities living within then mining region.

77. Following the official opening of Kwale Teachers Training College (TTC) in October, 2021, the major development is expected to boost economic activities in the area as the number of students increases, with more businesses expected to be set up to provide the needed services like: micro, small and medium enterprises in supplies, housing, ICT, water supply services, food restaurants, among others. The college, at Bang'a in Kinango sub-county, becomes the second-largest teachers' training college in the Coast region after Shanzu TTC in Mombasa County and allows young people in Kwale and beyond to continue their education after completing high school.

78. Kwale is expected to host the largest maritime training college in the region that will attract students from Kenya, Uganda and Tanzania. The East Africa Maritime College will be set up in Waa, Matuga sub-county after the county government handed over land to national officials to pave the way for construction.

79. Kwale County’s Education sector is further looking to a continued growth, after the recently sworn in Governor H.E Fatuma Achani, promised the county citizens to increase the funding for the “*Elimu Ni Sasa bursary programme*” to cater for the increasing number of needy students to ensure they access to education. While taking the oath of office on August 25, 2022, the incoming governor expressed commitment to increase the normal Sh400 million per year bursary fund. The new Governor also promised to ensure all the planned incomplete programmes are implemented among them the major flagship projects including the fruit processing plant in Shimbahills and the tarmacking of roads. This will open up the county's economy, create job opportunities, increase local incomes, generate wealth and thus reduce poverty.

County Budget Review And Outlook Paper, 2022

80. The Medium Term Economic Outlook will be anchored on the third generation County Integrated Development Plan (CIDP III) set to be launched in April 2023. The CIDP III 2023-2027 will be aligned to the Sustainable Development Goals SDGs, the 6th EAC Development Strategy, Vision 2030, the Kenya Kwanza's agenda (Bottom Up Economic Model) and the Governor's Manifesto .

3.7 Risks to the National & County Economic Outlook

81. There are down side risks to this macroeconomic outlook emanating from domestic as well as external sources. On the domestic front, the emergence of new Omicron COVID-19 variants may occasion restrictive measures. Other risks relate to lower agricultural output due to potential adverse weather conditions. Additionally, increased public expenditure pressures, particularly wage and other recurrent expenditures, would put a strain to the fiscal space.

82. On the external front, the key downside risks include: uncertainty about the global outlook, reflecting adverse effects of the war in Ukraine, inflationary risks (from rising prices of food and oil), continuing COVID-19 pandemic related disruptions, and supply chain constraints as well as increased global financial markets volatility amid the tightening of monetary policy in advanced economies.

83. The New Kenya Government is facing difficult policy trade-offs to secure economic recovery and navigate existing macroeconomic challenges amidst diminishing fiscal space. Among the fiscal measures to be implemented by the Government to minimize the adverse impact of these emerging issues to the Kenyan economy include, among others:

(a) Availing **Ksh 3.55 Billion**, to subsidize **71,000 Mt (1.42 million x 50 kg bags)** of fertilizer from **Kshs 6,500** to **Kshs 3,500** for the next planting season in October 2022;

(b) Putting up policies and measures to reduce the administrative burden that stifles the growth of the businesses.

(c) Reform of the National Health Insurance Fund (NHIF), the National Social Security Fund (NSSF) and the urgent need to enhance the saving culture of Kenyans, to cut on foreign borrowings and instead opt for more domestic borrowing.

County Budget Review And Outlook Paper, 2022

(d) Adopting the 'Bottom up 3P (people, planet, profit)' solutions. These are a set of specific commitments towards conserving the environment and tackling climate change. These are (i) Reducing of emissions 32 per cent by 2030 , (ii) Increasing forest cover by at least 10 per cent of the land mass and (iii) Embracing climate change mitigation, adaptation and resilience practices
(e) Increased the minimum wage for low earners by 12 percent with effect from 1st May, 2022.

84. The macroeconomic outlook at the County may face the following risks:

- i. Increasing wage bill due to continued recruitment of employees in public service at the County will shrink the resources to be allocated for development. In the long-run this will impede the objective of rapid socio-economic development
- ii. Delays in the release of funds from the National Treasury poses risk to the County economic outlook. Delays often lead to late implementation of county programmes and projects. As the public expenditure on projects is delayed, contractors, suppliers and manufacturers are affected. This has the overall effect of reduced investments in the local economy and especially the building and construction sectors and others
- iii. Adverse weather conditions resulting in drought may cause inflation in food items. In severe cases this may cause starvation and hunger necessitating drought emergency services. This also has a multiplier effect on the other sectors and the productivity of labour and growth of the economy.
- iv. Lower revenue collection against the target at the National Level by the Kenya Revenue Authority may impede growth of the equitable share of income for counties. While this is the case, low local revenue collection may impact negatively in sustaining growth at the county.
- v. The county government remains cautious to the potential risks that may emanate from adverse weather conditions, lower revenue collection than the targets, shocks in the macroeconomic environment, insecurity, adverse weather conditions and the threats caused by climate change which may dampen the performance of the economy.

CHAPTER FOUR: RESOURCE ALLOCATION FRAMEWORK

4.1 Adjustment to the 2022/2023 budget

85. Based on the performance of the FY2021/2022 budget, feeble and uncertain revenue performance and fluctuating economic outlook, the risks to the FY 2022/2023 budget are notable. Expenditure pressures, especially recurrent spending with respect to salary demands as a result of imminent recruitment of personnel in Health, Education, Agriculture and Finance departments will pose a fiscal risk to the implementation of the current budget.

86. The absorption rates of the devolved funds in the various sectors of the county continues to be a source of concern, especially with regard to the delayed disbursement of funds from the National Government. The delayed release of funds may be attributed to the fiscal constraints with the National Exchequer where a big chunk of the national income goes to servicing of external debts. As a result, counties continue to face serious cash flow crunches which may threaten the daily operations and accumulation of huge amounts of pending bills.

87. Adjustment to the FY 2022/2023 budget will take into account the actual performance of expenditure so far and departmental absorption capacity in the remainder of the financial year. This is done so as to avoid over- allocation of resources to departments with low absorption capacity and/or to a non –priority expenditures. The County Government will continue with rationalization of public spending on recurrent expenses to save on scarce resources and reallocate them to development priorities. It will also ensure that there is optimum allocation of resources and that there is prudent expenditure to utilize resources effectively and efficiently.

88. On the revenue side, the County treasury will strive to ensure maximum revenue collection by curbing all loopholes and intensifying enforcement and compliance efforts. The ongoing automation of the county revenue collection system, capacity building of the revenue collecting officers and speedy enactment of the recent county revenue laws and finance bill 2019 will ensure reduction in revenue losses.

County Budget Review And Outlook Paper, 2022

4.2 The Medium Term Expenditure Framework

89. This Medium Term Expenditure framework (MTEF) for FY 2022/23-2024/25 is being prepared concurrently with the first supplementary budget FY 2022/2023. It is also prepared immediately after submission of the county annual development plan (CADP 2023/2024) to the County Assembly for review and approval. This is in line with the constitutional requirement that the budgeting and expenditure should be based on planning. (Section 107(2), County Government Act 2012).

90. The proposed priorities, strategies and interventions in this medium term framework will be informed by the County Sectoral Plans and the third generation County Integrated Development plan (CIDP III 2023-2027), the Governor's Manifesto, Fourth medium term plan (MTP IV), the of the Kenya Vision 2030 and the World Development Agenda 2030- Sustainable Development goals (SDGs). More specifically, in the coming medium term the County Government will fast track the implementation of the flagship projects in the county to guarantee rapid economic growth and realization of the transformation agenda.

91. Major projects/ programs to be implemented in the medium term will include improvement of delivery of services in the health sector to achieve universal health coverage. Other priorities will be infrastructural development, including tarmacking of key roads, improvement of water supply systems, establishment of industrial plants, rehabilitation/or construction of markets and enhancement of county electrification. The major infrastructural projects include the tarmacking of Kona Ya Musa –Mabokoni-Kona Masai road, Vinuni-Tiwi Sokoni road, Mkilo-Kalalani-Mavirivirini road and the Mangwei-Majoreni road. The county will also embark on improvement and construction of water supply systems such as completion of the Bang'a water project in Puma ward.

4.3 FY2023/2024 Budget Framework

92. The FY 2023/2024 budget framework will be set against the background of the updated medium-term macro-fiscal framework. Kenya's real gross domestic product is projected to grow by 5.5 percent in 2022, a significant decrease from the estimated 7.7 percent growth experienced in 2021, according to the new World Bank Kenya Economic Update. While the medium-term

County Budget Review And Outlook Paper, 2022

growth outlook is stable, there are threats which may cause shocks to the economy arising from increased inflation on commodity prices including fuel, electricity and food stuffs.

Food inflation may skyrocket due to the threat of drought and continued shortage of inputs in the agricultural and manufacturing sectors. Further the subdued fiscal space could drag down growth in the near-term.

4.3.1 Revenue Projections

93. The revenues for the fiscal year FY 2023/2024 will be forecasted using the actual revenue performance figures for FY 2021/2022. More efforts have put to enhance revenue collection in the county. These include roll out of the revenue management system for automation of the county revenue collection , capacity building of the revenue collecting officers, recruitment of more revenue officers , enactment of the county revenue laws such as liquor licensing, the Finance Act 2022. All these efforts are geared towards improving efficiency in own revenue collection.

94. The County Government in the financial year 2023/2024 anticipates revenues amounting to **Ksh 8,640,585,516** from all sources excluding grants. The County Government targets to collect **Ksh. 375,000,000** from its own revenue sources in the FY 2023/24, a growth of about 20 percent of the targeted revenue in the current FY 2022/2023. The county equitable share from the National Government is forecasted at **Kshs. 8,265,585,516**. Conditional grants have not been factored.

Table 18: Resource Envelope for MTEF Budget FY2021/2022 – 2023/2024

Source	FY2021-2022	FY2022-2023	FY2023-2024
	(Ksh Million)	(Ksh Million)	(Ksh Million)
Own Source Revenue	315,000,000	315,000,000	375,000,000
Equitable Share of Revenue from National Government	8,265,585,516	8,265,585,516	8,265,585,516
CONDITIONAL GRANTS			
Compensation for User Fees Forgone	14,814,598	0	0
Leasing of Medical Equipment	153297872	0	0
Road Maintenance Levy	125,400,001	0	0
Development of Youth Polytechnics	54,837,777	0	0
Total Conditional Grants	348,350,248	0	0
LOANS AND GRANTS			
Kenya Devolution Support Programme Grant	102,491,953	0	0
DANIDA Grant to Supplement Financing of County Health	17,250,750	0	0
World Bank Grant for Universal Health Care Project	9,438,302	0	0
World Bank Loan for National Agricultural and Rural Inclusive Growth Project	278,050,578	0	0
Water and Sanitation Development Project (WSDP)	600,000,000	0	0
Agricultural Sector Development Support Programme	27,464,844	0	0
Kenya Informal Settlement Improvement Project KISIP II	50,000,000	0	0
Total Loans and Grants	1,084,696,427	0	0
GRAND TOTAL	10,013,632,191	8,580,585,516	8,640,585,516

County Budget Review And Outlook Paper, 2022

4.3.2 Expenditure Projections

95. The county total overall expenditure is expected to grow to **Ksh. 8,640,585,516** in the period FY2023/2024 compared to Ksh, **8,580,585,516** in the current FY 2022/2023 budget estimates. This represents a **0.7 percent** increment in expenditure.

96. Development expenditure ceilings are projected at **Ksh. 2,623,900,565** in FY 2023/2024 up from Ksh. 2,540,984,565 in the current financial year 2022/2023. This reflects a growth of about 3.3 percent. The development expenditure allocation will represent **30 percent** of the anticipated budgetary resources. This will be in line with the PFM Act 2012 fiscal responsibility principles. Priority areas/departments earmarked to receive high allocations of the resources include Health services, Roads and Public works and Water services.

97. Recurrent expenditures are expected to reduce to Ksh **6,010,684,951** from Ksh **6,039,600,951** in the current **FY2022/2023**. Expenditure ceilings on goods and services for the sectors/departments are based on funding allocation in the FY 2022/23 budget. The ceilings will further be reduced taking into account one off expenditures in the FY2022/23 budget.

98. Based on the above expenditure framework for FY2023/2024, the table below provides the provisional projected baseline ceilings for the FY2023/2024 budget.

Table 19: Provisional Expenditure Ceilings for the FY 2023/24 by Vote and Economic Classification

Vote Code	Department	Total Ceilings	Recurrent Ceilings	Development Ceilings
3061	Finance & Economic Planning	1,039,673,159	998,688,594	40,984,565
3062	Agriculture, Livestock & Fisheries	447,848,018	197,848,018	250,000,000
3063	Environment & Natural Resources	215,304,981	63,304,981	152,000,000
3064	Health	2,526,940,513	2,276,940,513	250,000,000
3065	County Assembly	671,373,784	671,373,784	0
3066	Trade & Cooperatives	458,242,712	58,242,712	400,000,000
3067	Social Services	244,045,336	94,045,336	150,000,000
3068	County Executive Services	121,831,246	121,831,246	0
3069	Education	1,196,334,745	923,418,745	272,916,000
3070	Water Services	507,871,206	79,871,206	428,000,000
3071	Roads	542,633,745	142,633,745	400,000,000
3072	Tourism & ICT	86,544,825	41,544,825	45,000,000
3073	County Public Service Board	55,084,182	55,084,182	0
3074	Public Service & Administration	297,147,493	262,147,493	35,000,000
3075	Kwale Municipality	59,811,524	9,811,524	50,000,000
3076	Diani Municipality	59,898,048	9,898,048	50,000,000
	Kinango Municipality	55,000,000	5,000,000	50,000,000
	Lungalunga Municipality	55,000,000	5,000,000	50,000,000
TOTAL		8,640,585,516	6,016,684,951	2,623,900,565
Percent Allocation		100	69.6	30.4

CHAPTER FIVE: CONCLUSION AND NEXT STEPS

99. The preparation of this 2019 CBROP has given an insight on how budget implementation in the FY 2021/2022 has impacted on the financial objectives contained in the 2022 County Fiscal Strategy Paper. More specifically, lessons learnt are geared towards improvement in revenue performance and curbing the bottlenecks which continue to impede development budget implementation. The County Treasury has stressed on the need to closely monitor the implementation of the current financial year (FY) 2022/2023 budget through analysing expenditures against approved budget on a quarterly basis and providing timely financial advice to County Government departments.

100. Based on the fiscal performance and the adjusted macroeconomic outlook, financial decisions have been made on setting of the sector/departments expenditure ceilings. These ceilings have also taken into account the priorities set out in the Annual Development Plan FY 2023/2024. The provisional ceilings and the strategic priorities shall be firmed up in the upcoming February 2023 County Fiscal Strategy Paper.

County Budget Review And Outlook Paper, 2022

Annex 1: Kwale County Budget Calendar for the Financial Year 2023/2024

No	Activity	Responsibility	Deadline
1	Develop and issue MTEF Guidelines	County Treasury	22-Aug-22
2	Launch of Sector Working Groups	County Treasury	29-Aug-22
3	Performance Review and Strategic Planning	Departments	31-Aug-22
3.1	Review and update of Strategic Plans	"	"
3.2	Review of programme outputs and outcomes	"	"
3.3	Expenditure Review	"	"
3.4	Progress Report on 2019/2020 Budget Implementation	"	"
4	Preparation of Annual Development Plan(ADP)		
4.1	Invite memoranda of views on County ADP FY2023/2024	County Treasury	17-Aug-22
4.2	Submit Department ADP Report to County Treasury	County Treasury	26-Aug-22
4.4	Compilation and Consolidation of Draft CADP FY2023/2024	County Treasury	27-Aug-22
4.5	Submit Final Draft CADP FY2023/2024 to County Executive Committee	County Treasury	30-Aug-22
4.6	Submit CADP FY2021/2022 to County Assembly	County Treasury	1-Sep-22
5	Preparation of County Budget Review and Outlook Paper(C-BROP), 2022		
5.1	Review of Sector Performance Review Reports	County Treasury	11-Sep-22
5.2	Draft C- BROP	County Treasury	18-Sep-22
5.3	Submit C-BROP to County Executive Committee for approval	County Treasury	30-Sep-22
5.4	Submit C-BROP to County Assembly	County Treasury	21-Oct-22
6	Preparation of the 2023-2027 County Integrated Development Plan		
6.1	Finalize review of 2018-2022 CIDP	County Treasury	30 –Nov- 22
6.2	Public participation and stakeholder/focus groups engagement	Departments	1-Dec- 22
6.3	Consolidation of reports from the public participation	Departments	10-Dec- 22
6.4	Preparation of individual departments integrated plans for 2023-2027	County Treasury	20-Dec- 22
6.5	Finalize preparation of the Final Draft CIDP 2023-2027	County Treasury	20-Jan- 23
6.6	Submit to the County Executive Committee	County Treasury	30- Jan-23
6.7	Submit to the County Assembly	County Treasury	28-Feb-23
6.8	Launching of the CIDP 2023-2027	County Secretary	15-Apr-23
7	Preparation of 2023 County Fiscal Strategy Paper (C-FSP)		
7.1	Draft CFSP	County Treasury	5-Jan-23
7.2	Convene Public hearings on the CFSP FY 2023/2024	County Treasury	15-Feb-23
7.3	Review and Consolidation of views on the Draft CFSP FY 2023/2024	County Treasury	20-Feb-23
7.4	Submission of Proposed CFSP to County Executive Committee for approval	County Treasury	24-Feb-23
7.5	Submission of Approved CFSP FY 2023/2024 to County Assembly	County Treasury	26-Feb-23
8	Preparation and approval of Budget Estimates for FY 2023/2024		
8.1	Issue Final Guidelines on preparation of the Budget	County Treasury	15-Mar-23
8.2	Submission of Budget proposals to the County Treasury	Departments	31-Mar-23
8.3	Draft Budget Estimates for FY 2023/2024	County Treasury	2-Apr-23
8.4	Convene Public Hearings on the Draft Budget Estimates	County Treasury	5-Apr-23
8.5	Submission of Draft Budget Estimates to County Executive Committee	County Treasury	15-Apr-23
8.6	Review of Draft Budget Estimates	Executive Committee	19-Apr-23
8.7	Submission of Budget Estimates to the County Assembly	County Treasury	30-Apr-23
9	Approval of County Budget Estimates for FY 2023/2024		
9.1	Discussion of Budget Estimates by Assembly Committees	County Assembly	3-31May-23
9.2	Budget and Appropriations Committee convene Public Hearings	Budget Committee	11-June-23
9.3	Discussion of the Budget Estimates by the County Assembly	County Assembly	15-June-23
9.4	Review of Budget Estimates(Amendments if any)	County Treasury	18-June-23
9.5	Submission of Final Budget Estimates to County Assembly	County Treasury	25-June-23
9.6	Preparation of County Appropriation Bill, 2023	County Treasury	28-June-23
10	Budget Statement	County Treasury	30-June-23
11	Appropriation Bill passed and assented to by the Governor	County Treasury	30-June-23

County Budget Review And Outlook Paper, 2022

Annex II: Status of Development Programmes /Projects in the previous FY 2021/2022

This section provides a summary of development projects implementation status in terms of key milestones of key milestones achieved during the implementation of the development projects in the review period.

Department	Project Name	Contractor	Approved Budget	Contract Sum	Amount Paid	Balance As At 30 th June 2022	Status/ Remarks
VOTE3061: FINANCE AND ECONOMIC PLANNING	Valuation Roll	Apex Valuers	4,647,890	28,827,022		4,647,890	Ongoing
	Permit System	SK Consultancy	27,956,000	27,956,000	16,773,600	11,182,400	Ongoing
	Kwale E – Pay System	Ridman Enterprises	4,980,000	4,980,000		4,980,000	Ongoing
SUB TOTAL			37,583,890	61,763,022	16,773,600	20,810,290	
VOTE3062: AGRICULTURE, LIVESTOCK AND FISHERIES	Construction Of Majoreni Landing Site	Pumaland Investment	338,839	338,839	338,839	-	Completed
	Construction Of Construction Of Kinango Slaughter House	Steadfast	1,993,606	1,993,606	1,993,606	-	Completed
	Construction Of Hostels And Electricity Installation (ATC MKONGANI)	Rhalfam Ltd	390,033	390,033	390,033	-	Completed
	Rehabilitation And Upscaling Of Micro Irrigation	Smartjoba	3,000,000	3,000,000	1,987,000	1,013,000	Ongoing
	Rehabilitation Of The Toilets At Agricultural Mechanization Services Centre And Crops Division Offices	Suken Builders	841,013	841,013	-	841,013	Ongoing
	Rehabilitation Of The Roof At Agricultural Mechanization Services Centre And Crops Division Offices	Mintdeals Company Limited	2,000,000	2,000,000	2,000,000	-	Completed
	Rehabilitation And Purchase Of Seedlings(Coco nut,Cashew	Miyani Green Investors	1,044,000	1,044,000	1,044,000	-	Delivered

County Budget Review And Outlook Paper, 2022

Department	Project Name	Contractor	Approved Budget	Contract Sum	Amount Paid	Balance As At 30 th June 2022	Status/Remarks
	Nut And Fruit Seedlings						
	Purchase Of Bicycles And Motorcycles- Purchase Of Ten Motorbikes	Kibo Africa	36,000	35,750	35,750		Delivered
	Rehabilitation Of Ice Plant (Shimoni Landing Site)	Lester Ltd	4,000,000	3,999,999	3,999,999	1	Completed
	Development Of Land Scaping At Gazi -Kinondo Ward	Steadfast	4,000,000	3,999,521	3,489,223	510,777	Ongoing
	Construction Of A Fisheries Demonstration Centre At Mkunguni BMU In Ramisi Ward	Trikaka Enterprises Ltd	1,488,435	1,488,435	1,488,435	-	Completed
	Purchase Of Boats-Purchase Of Two Rescue Fibre Boats	Marine Craft And Boat Repairs	3,181,288	3,181,288	3,181,288	-	Delivered
	Purchase Of Vaccines And Sera-Disease Controlrepellant & Acaricides)	Trikaka Enterprises Ltd	370,500	370,500	370,500	-	Delivered
	Construction Of Kwale Slaughter House	Rhalfam Limited	9,000,000	9,000,000	7,316,753	1,683,247	Ongoing
	Construction Of Cattle Dips-Lukakani Cattedip-Puma	Zubshee Enterprises	4,000,000	4,000,000	4,000,000	-	Completed
	Construction Of Cattle Dips Mtumwa Cattel Dip	Al -Maqaam Properties	3,993,533	3,993,533	3,993,533	-	Completed
	Construction Of Cattle Dips- Mivumoni	Lester Ltd	3,995,941	3,995,941	3,995,941	-	Completed

County Budget Review And Outlook Paper, 2022

Department	Project Name	Contractor	Approved Budget	Contract Sum	Amount Paid	Balance As At 30 th June 2022	Status/Remarks
	Construction Of Cattle Dips-Mwabovo -Dzombo	Underseas Merchants	4,000,000	4,000,000	4,000,000	-	Completed
	Construction Of Cattle Dips-Mbweleni -Ndavaya	Rhalfam Limited	3,984,839	3,984,839	3,984,839	-	Completed
	Rehabilitation Of Operational Dips-Kitchaka Tsimba	Jamgen Enterprises	1,999,960	1,999,960	1,999,960	-	Completed
	Rehabilitation Of Operational Dips-Kidimu Cattle Dip	Al Man Company Limited	715,492	715,492	715,492	-	Completed
	Rehabilitation Of Operational Dips-Vywongwani	Joymac	1,500,000	1,500,000	1,500,000	-	Completed
	Water Tower Construction At Samburu Slaughter House	Jamgen Enterprises	448,905	448,905	448,905	-	Completed
	Development Of ATC Borehole And Plumbing Works	Atpen Ltd	2,580,000	2,462,425	2,462,425		Completed
	Rehabilitation Of Agricultural And Livestock Offices	Advanced Ideas	2,000,000	1,995,622	1,995,622		Completed
	Partitioning Of Agricultural Office At The County Headquarters	Joymac Kenya	2,500,000	2,065,461	2,065,461		Completed
	Agricultural Materials, Supplies And Small Equipment-Pesticides And Spray Pumps	Conix Enterprises	4,000,000	3,999,700	3,999,700		Delivered
	Rehabilitation And Upscaling Of Micro Irrigation Nyalani	Debana Enterprises	2,700,000	2,700,000	-	2,700,000	Ongoing

County Budget Review And Outlook Paper, 2022

Department	Project Name	Contractor	Approved Budget	Contract Sum	Amount Paid	Balance As At 30 th June 2022	Status/ Remarks
	Rehabilitation And Purchase Of Seedlings(Coco nut,Cashew Nut And Fruit Seedlings	Debana Enterprises	2,700,000	2,700,000	2,700,000	-	Delivered
	Purch. Of Certified Seeds -Promotion Of Food Crop- Pulses	Simlaw Seeds	2,893,000	2,893,000	2,893,000	-	Delivered
	Promotion Of Food Cops- Maize	Trikaka Enterprises Ltd	20,000,000	19,866,000	19,866,000		Delivered
	Perimeter Wall Fencing Of Kinango Slaughter House	Forth Kijana	4,674,749	4,540,235	4,107,576	567,173	Ongoing
	Construction Of A A Toilet At Miatsani Auction Ring In Mkongani Ward	Pania Limited	1,136,556	1,136,556	1,136,556	-	Completed
	Procuring Of Beehives	Eden Souls Enterprises	2,500,000	2,490,000	2,490,000	10,000	Delivered
	Purchase Of Animals And Breeding Stock-Dairy Cattle	To Be Retendred	3,760,000	3,760,000		3,760,000	Ongoing
	Purchase Of Animals And Breeding Stock-Poultry	Annaruu Traders	950,000	940,000	940,000		Delivered
	Purchase Of Animals And Breeding Stock-Beef Cattle	Trikaka Enterprises Ltd	4,700,000	4,680,000	4,680,000		Delivered
	Purchase Of Animals And Breeding Stock- Meat Goat	Maali Limited	6,550,000	6,545,000	6,545,000		Delivered
	Rehabilitation Of Ice Plant (Chale Jeza)	Linsprings Supplies	5,000,000	5,000,000	3,608,149	1,391,851	Ongoing
	Construction Of Landing Site House For Mwandamu BMU In Ramisi Ward	Jeza Investments	1,500,000	1,500,000	-	1,500,000	Ongoing

County Budget Review And Outlook Paper, 2022

Department	Project Name	Contractor	Approved Budget	Contract Sum	Amount Paid	Balance As At 30 th June 2022	Status/Remarks
	Up Scaling Of Sea Weed Production	Seal Global Enterprises	1,333,333	1,299,430	1,299,430		Delivered
	Purchase Of Fishing Boats And Accessories- Purchase Assorted Fishing Accessories	Lily Consultants	4,000,000	3,923,460	3,923,460		Delivered
	Purchase Of Fishing Boats And Accessories- Purchase Of Fibre Boats And Life Jackets For Kinondo Community Development Project	Shimoni Trading	1,606,667	1,410,000	1,410,000		Delivered
	Purchase Of Vaccines And Sera-Treatment Drugs	Smartjoba Investments	1,510,000	1,500,856	1,500,856		Delivered
	Purchase Of Vaccines And Sera-Acaricides	Tifman Company	1,990,000	1,998,660	1,998,660		Delivered
	Rehabilitation Of Operational Dips- Mwamandi Cattle Dip	Tamqis Company	933,000	928,883	928,883		Completed
	Rehabilitation Of Operational Dips-Mtaa Cattle Dip	Suken Builders	933,000	932,464	-	933,000	Ongoing
	Rehabilitation Of Operational Dips-Mwandeo Dip	Ferasat Investments	933,000	932,090	932,090		Completed
	Rehabilitation Of Operational Dips-Magoma Cattle Dip	Graceworth Enterprises	933,350	932,464	932,464		Completed
	Rehabilitation Of Operational Cattle Dip In Vyongwani In Tsimba Golini Ward-Toilet	Karimu Investments	933,350	928,603	928,603		Completed

County Budget Review And Outlook Paper, 2022

Department	Project Name	Contractor	Approved Budget	Contract Sum	Amount Paid	Balance As At 30 th June 2022	Status/Remarks
	Construction Of A Cattle Dip Sapo In Ndavaya	Edrose Investments	3,536,447	3,500,215	3,500,215		Completed
	Construction Of A Cattle Dip - Mbegani In Mkongani	Suken Builders		4,000,000 4,000,000	4,000,000	-	Completed
	Purchase Of Certified Seed-Up Scaling AI And Synchronization All Wards	Maazu	1,200,000	1,199,500	1,199,500		Delivered
	Purchase Of Certified Seed-Liquid Nitrogen	KAGRIC	300,000	300,000	-	300,000	Ongoing
	Refined Fuels And Lubricants For Production-Agricultural Mechanization Project At AMS Msambweni	New Ukunda Filling Station	10,000,000	10,000,000	10,000,000	-	Delivered
	Purchase Of Tractors-Complete Overhaul Of Ten Tractors	CMC	5,000,000	4,699,960	4,699,960		Delivered
	Purchase Of Tractors-Provision Of Four Compressors	Kwale Capital Suppliers	2,000,000	1,945,500	1,945,500		Delivered
	Equipping Of ATC Hostels	Supremo Trading Limited	3,000,000	2,994,480	2,994,480		Delivered
	Equipping Of ATC Dinning Hall	Conix Enterprises	2,000,000	1,983,210	1,983,210		Delivered
Sub Total			172,608,836	171,005,429	155,940,896	15,210,062	
VOTE3063: ENVIRONMENT AND NATURAL RESOURCES	Supply, Delivery And Installation Of Energy Saving Jikos	Cloemart Company	1,030,000	1,030,000	1,030,000	-	Jikos delivered and installed
	Landscapeing Of Diani Beach Phase 1	Halsa Construction Company	16,569,513	16,569,513	15,871,987	697,526	Complete and in use

County Budget Review And Outlook Paper, 2022

Department	Project Name	Contractor	Approved Budget	Contract Sum	Amount Paid	Balance As At 30 th June 2022	Status/ Remarks
	Supply, Delivery, Planting And Three Months Maintenance Of Trees In Kwale TTC	Miyani Green Investment	2,465,000	2,465,000	1,091,000	1,374,000	Maintenance ongoing
	Preparation of land use and Environment policy	Envasses Environmental consultants	1,900,000	1,900,000	1,900,000	-	Policy in place
	Preparation of a municipal land use and zoning plan for Diani municipality	Geodev	8,703,039	10,000,000	3,949,800	4,753,239	Ongoing
	Proposed Landscaping of Kinango town	Amay	5,558,928	5,558,928	5,558,928	-	Complete and in use
	Proposed area plan for Kiteje	Asin Agencies	8,600,000	8,600,000	8,600,000	-	Complete
	Proposed construction of Kinondo dumpfill Phase I	Amay construction company	14,300,000	14,300,000	14,300,000	-	Complete and in use
	Proposed registration of 5No. Trading centres	Asim Agencies	9,605,281	9,605,281	7,893,281	1,712,000	Ongoing
	Survey of Mazola, Mtaa, Kibandaongo, Chengoni adjudication sections	Geodev	13,989,600	13,989,600	-	13,989,600	Ongoing
	Land Subdivision for settlement- Approval of PDPs in Tsimba Golini ward	Geosurvey Engineering & Env. Services	3,804,800	3,804,800	-	3,804,800	Ongoing
	Subdivision of ranches in Mwereni ward	Frontier Engineering Ltd	14,372,400	14,372,400	7,186,200	7,186,200	Ongoing
	Subdivision of ranches in Mwavumbo	N/A	4,000,000	4,000,000	-	4,000,000	To be tendered
	Undertake participatory disaster risk space assessment	Envasses Environmental consultants	3,912,216	3,912,216	3,912,216	-	Report in place

County Budget Review And Outlook Paper, 2022

Department	Project Name	Contractor	Approved Budget	Contract Sum	Amount Paid	Balance As At 30 th June 2022	Status/Remarks
	Development of county environmental action plan	Envasses Environmental consultants	1,500,000	1,500,000	1,486,656		Report in place
	Development of the county state of environment report	Envasses Environmental consultants	1,480,450	1,480,450	1,480,450	-	Report in place
	Development of the county climate change action plan	Envasses Environmental consultants	1,500,000	1,500,000	1,480,160		Report in place
	Development of energy saving cookers	Cloemart company limited	9,960,000	9,960,000	9,960,000	-	Jikos delivered and intalled
	Planning of Kiteje Special Economic Zone Buffer Area - Phase II	Asim Agencies	2,500,000	2,500,000		2,500,000	Ongoing
	Compilation of public land inventory (Phase II)	Geosurvey Engineering & Env. Services	3,770,000	3,770,000	3,770,000	-	Complete
	Establishment of GIS centre at the HQ(partitioning)	Rakimun Company	4,928,000	4,928,000	4,928,742		Complete
SUB TOTAL			134,449,227	135,746,188	94,399,420	40,017,365	
VOTE3064: HEALTH SERVICES	Construction Of Maternity Wing At Mwananyamala	Hoffina Agencies Ltd	2,530,850	4,369,418		2,530,850	Stalled & Terminated, Retendered and Awarded
	Proposed Construction Single Staff House At Silaloni Dispensary-Samburu Chengoni Ward	Pacific Coast	1,196,252	355,591	897,189		completed and ready for occupation., In good state of repair, Electricity - not connected.
	Proposed Construction Of Martenity Wing At Mwachinga Dispensary In Kinango Ward	Denrach Ventures	1,461,187	1,461,187		1,461,187	Stalled @ 95% completeness
	Proposed Construction Of Martenity Wing At	Dziwe Consruction Limited	1,895,266	1,895,266	565,958	1,329,308	Finishing level

County Budget Review And Outlook Paper, 2022

Department	Project Name	Contractor	Approved Budget	Contract Sum	Amount Paid	Balance As At 30 th June 2022	Status/ Remarks
	Chigato Dispensary In Kasemeni Ward						
	Proposed Construction Of Twin Staff Houses At Mtumwa Dispensary In Mwereni Ward	Southcoast Consortium Ltd	417,787	5,410,771		417,787	Finsihing level (plumbing works and drainage ongoing)
	Proposed Construction Of Majimboni Dispensary In Kubo South Ward	Robhami Traders/ Etso Enterprises	2,998,794	2,998,794	2,998,794	-	Completed and operational
	Expansion Of Chitsanze Dispensary To Provide A Delivery Room In Tsimba Golini Ward	Miliverd Limited	275,936	275,936	275,936	-	Completed and operational
	Renovation Of Msambweni Hospital)	Kawangi Building	2,099,225	2,099,225		2,099,225	Completed
	Upgrading Of Sewage System At Kinango Hospital In Kinango Ward	Madinat	2,000,000	2,000,000		2,000,000	Completed
	Purchase Of Ct Scan Kinango Hospital In Kinango Ward	Metisec Imaging Solutions	7,000,000	59,000,000	2,000,000	5,000,000	Supplied
	Construction Of Dziriphe Dispensary In Vanga Ward	Keyde Enterprises Ltd	83,520	83,520			completed
	Renovation Of Kinango Hospital	Madinat Trading	2,835,850	2,835,850	2,835,850	0	completed
	Construction Of Mwazaro Dispensary In Pongwe Kikoneni Ward	Accenture Trading Co.Ltd	5,500,000	5,499,517	2,321,244	3,178,757	Superstructure and roofing completed
	Construction Of A Dispensary At Mwamivi In Tiwi Ward	Saazaa Trading Ltd	3,403,829	3,403,829	3,403,829	0	Completed (awaiting operations of dispensary). The borehole in the facility require to be operationalized to provide

County Budget Review And Outlook Paper, 2022

Department	Project Name	Contractor	Approved Budget	Contract Sum	Amount Paid	Balance As At 30 th June 2022	Status/ Remarks
							water to facility once operationalized)
	Construction Of Twin Staff House At Msulwa Dispensary In Kubo South	Kuleen Investments	2,199,726	4,796,703	2,199,726	-	Completed
	Construction Of A Maternity Wing At Mbegani Dispensary In Mkongani Ward	Marcon General Services Ltd	3,793,875	3,793,875	3,793,875	-	Roofing level
	Construction Of Single Staff House At Miatsani In Mkongani Ward	Nemo Investments And General Supplies	3,373,682	3,373,918	3,373,682	-	All works completed except for Gutters, Electrical works tested, Water not in Supply
	Rehabilitation Of Mwaluphamba Dispensary In Mkongani Ward	Mutleen And Sons Ltd	1,973,525	1,973,525	1,973,525	-	Completed
	Construction Of Fingirika Dispensary In Ramisi Ward	Zenneth Holdings Limited	5,304,146	5,304,146	2,164,081	3,140,066	Roofing stage, 58% complete. Poor workmanship, low grade bricks used
	Construction Of A Waiting Bay At Shirazi Dispensary In Ramisi Ward	Etso Enterprises	977,874	999,356	977,874	-	Completed
	Construction Of Staff House At Mkwakwani Dispensary In Ukunda Ward	Etso Enterprises	3,164,718	3,164,718		3,164,718	Awarded but not taken to site due to land issues (It is necessary to negotiate to operationalize as the land issue goes on)

County Budget Review And Outlook Paper, 2022

Department	Project Name	Contractor	Approved Budget	Contract Sum	Amount Paid	Balance As At 30 th June 2022	Status/ Remarks
	Construction Of Staff House At Busho Dispensary In Mackinnon Ward	Classic Building Works Limited	2,982,743	4,786,053	2,902,743		Completed
	Rehabilitation Of Matumbi Dispensary In Mwavumbo Ward	Etso Enterprises	670,544	2,957,151	670,544	0	Completed
	Rehabilitation Of Gozani Dispensary In Puma Ward	Richlinks Services	1,480,753	1,480,753	1,480,753	0	Completed
	Construction Of A Maternity Wing At Mbita Dispensary In Ndavaya Ward	Faiary Company	915,843	915,843			Stalled and terminated, Assessment of the remaining works
	Construction Of A Laboratory Block At Ndavaya Dispensary In Ndavaya Ward	Zeiff Investments	1,781,378	2,779,325		1,781,378	95% complete
	Rehabilitation Of Kinagoni Dispensary In Samburu-Chengoni Ward	Chatsimba Investments Ltd	2,995,033	2,995,033	2,995,033	0	At finishing level
	Perimeter Wall Fencing Of Kinagoni Dispensary In Samburu-Chengoni Ward	Keyde Enterprises Ltd	1,915,623	1,915,623	1,915,622	1	Completed, all poles erected
	Construction Of A Public Toilet At Maji Ya Chumvi Dispensary In Samburu-Chengoni Ward	Nemo Investments And General Supplies	971,371	971,371	971,371	-	Completed
	Renovation Of Peads Ward At Msambweni Hospital	Chawani General Supplies Ltd	3,936,088	3,936,088	3,936,085	3	Completed
	Expansion Of The New Covid-19 Unit	Kwale County Government	43,834,382	57,966,321	34,340,129	9,494,253	Finishing level

County Budget Review And Outlook Paper, 2022

Department	Project Name	Contractor	Approved Budget	Contract Sum	Amount Paid	Balance As At 30 th June 2022	Status/ Remarks
	Proposed Renovations Of Hospital Mortuary At Msambweni Hospital	Laseifins Enterprises	1,403,600	5,992,792	1,323,600		Completed & operational
	Rehabilitation Of Waiting Bay And Male Ward At Kinango Hospital	Acentri Limited	2,411,918	2,411,918	2,100,000	311,918	At Painting level
	Construction Of One New Wards At Kwale Hospital	Wintech System	3,243,967	9,696,002	3,243,967	-	Completed (Inspection scheduled 2nd November 2021.)
	Installation Of A Borehole Pump And Construction Of Water Tower At Kwale Hospital	Hoffina Agencies Ltd	3,283,148	3,283,148	3,283,148	-	Water Tower Completed, borehole installed.
	Renovation Of Causality & Amenity Ward Msambweni	Wise Brothers Ltd	3,923,340	3,923,340	3,923,340	-	Completed
	Construction Of Staff House At Ganja La Simba In Kinondo Ward	Tindo Investment Limited	1,962,122	2,999,800		1,962,122	Roofing level
	Rehabilitation Of Muhaka Dispensary In Kinondo Ward	Ndogo Ventures	2,483,831	2,483,831	2,483,831	0	Completed
	Construction Of A Dispensary At Mchinjirini In Ramisi Ward	Rapid Investments Company Ltd	5,395,960	5,395,960	5,245,960		Completed
	Construction Of Jorori Dispensary In Mazumalume In Tsimba-Golini Ward	Cloemart Co.Ltd	5,614,423	5,614,423	5,506,423	108,000	Superstructure and Roofing completed, Plumbing works on progress, Excavation of Pit latrine, soak-pit, Septic-tank. Placenta pit on progress, Inspection

County Budget Review And Outlook Paper, 2022

Department	Project Name	Contractor	Approved Budget	Contract Sum	Amount Paid	Balance As At 30 th June 2022	Status/ Remarks
							chambers completed
	Construction Of An Inpatient Block (Male/Female) At Kilimangodo Dispensary In Mwereni Ward	Cloemart Company Ltd	8,895,249	8,895,249	8,895,249	0	Completed
	Construction Of A New Outpatient Block At Kikoneni Health Center In Pongwe-Kikoneni Ward	Jaygon Agencies Co.Ltd	10,109,309	10,100,000	10,109,309	-	Complete, awaiting final inspection
	Rehabilitation Of Wasini Dispensary In Pongwe-Kikoneni Ward	Killi Enterprises	3,094,785	4,908,805	3,094,785	(0)	Completed
	Construction Of A Dispensary At Gandini In Dzombo Ward	Kisua Enterprises	3,927,881	5,347,808	2,642,360	1,285,521	Ring beam level
	Rehabilitation And Equipping Of Kibandaongo Dispensary In Kinango Ward	Garashiga Construction And Supplies	988,172	2,650,800	988,172	-	Completed
	Construction Of A New Dispensary At Mwakijembe In Ndavaya Ward	Tindo Investment L.T.D	3,697,230	4,265,282	3,506,655		Completed
	Construction Of Staff House At Dudu Dispensary In Ndavaya Ward	Captec Berry K Limited	1,749,020	3,296,829	1,689,020	60,000	95% complete
	Electrification Of Various Dispensaries In Ndavaya Ward	Kenya Power	1,000,000	1,000,000		1,000,000	Awaiting quotation from KPLC

County Budget Review And Outlook Paper, 2022

Department	Project Name	Contractor	Approved Budget	Contract Sum	Amount Paid	Balance As At 30 th June 2022	Status/ Remarks
	Electrification Of Various Dispensaries In Puma Ward	Kenya Power	1,000,000	1,000,000		1,000,000	Awaiting quotation from KPLC
	Rehabilitation Of Staff House At Mwanda Dispensary In Mwavumbo Ward	Pekele Agency Ltd	1,131,263	3,000,000	631,263	500,000	Two units, walkway complete
	Rehabilitation And Equipping Of A Laboratory At Mwabila Dispensary In Mwavumbo Ward	Kergen Innovations Ltd	3,599,641	3,599,641	2,175,023	1,424,618	Stalled at Walling level
	Construction Of A Dispensary At Julani In Mwavumbo Ward	Zapes Trading Company Limited	4,028,233	5,313,710	3,885,402		Complete
	Electrification Of Various Dispensaries In Mwavumbo Ward	Kenya Power	1,400,000	1,400,000		1,400,000	Awaiting quotation from KPLC
	Rehabilitation Of Roof At Chigato Dispensary In Kasemeni Ward	Dziwe Contractors	1,298,468	1,695,456	1,298,468	-	Renovation on-going, Poor workmanship to the roof completion-purlins found to be very weak Placenta pit found under construction
	Electrification Of Various Dispensaries In Kasemeni Ward	Kenya Power	1,000,000	1,000,000		1,000,000	Awaiting quotation from KPLC
	Construction Of A Dispensary At Miyani In Kasemeni Ward	Chalongo Building And Construction	4,701,578	4,874,839		4,701,578	Ring beam level. Two default notices issued
	Construction Of A Twin Staff House At Mnyenzi Dispensary	Chalongo Building And Construction	4,160,785	5,916,927		4,160,785	Terminated to be retendered.

County Budget Review And Outlook Paper, 2022

Department	Project Name	Contractor	Approved Budget	Contract Sum	Amount Paid	Balance As At 30 th June 2022	Status/ Remarks
	Construction Of A Male Ward At Mnyenzi Dispensary In Kasemeni Ward	Kuleen Investment L.T.D	1,087,066	6,077,412	1,009,001		Completed
	Construction Of A Dispensary At Tiribe In Mkongani Ward	Ndogo Ventures	2,088,664	5,325,353	1,969,017		Completed
	Construction Of A Ward At Mkongani Health Centre In Mkongani Ward	Native Construction Ltd	715,379	7,400,341			Complete
	Construction Of A Dispensary At Kazamoyo In Samburu Chengoni Ward	Abdun Properties	5,204,033	5,204,033	2,635,728	2,568,305	Construction - work still ongoing, Doors / windows - not fixed, Ceiling / roof - Ceiling not provided but the roof has been done, Toilets - Septic tank and soak pits already dug but having not complete, Pit latrine also dug but construction is yet to start.
	Construction Of Staff House At Egu Dispensary In Mackinon Ward	Good Boy Enterprises Limited	3,036,481	3,036,481	2,926,481		Completed
	Construction Of Chigutu Dispensary In Mackinon Road	Asim Agency Limited	3,841,617	5,994,098	2,343,012	1,498,605	Roofing level
	Construction Of A Laboratory Mvindi Dispensary In Ukunda Ward	Sham Hardware Ltd	1,275,970	4,995,359	1,275,970	0	Completed
	Construction Of Dispensary At Kilolapwa	Cloemart Co.Ltd	5,700,000	5,614,423	5,614,423		Plastering and keying, and fittings works

County Budget Review And Outlook Paper, 2022

Department	Project Name	Contractor	Approved Budget	Contract Sum	Amount Paid	Balance As At 30 th June 2022	Status/ Remarks
	In Ukunda Ward						frames, windows doors complete, piping works for electrical and plumbing works complete
	Construction Of A Maternity Wing At Magaoni Dispensary In Kinondo Ward	Rhalfam Limited	1,284,682	3,071,355	1,284,682	0	Completed
	Construction Of A Dispensary At Chale In Kinondo	Dhurud Mngt Solutions	1,730,023	5,441,623	1,586,532		Completed (Inspection to be conducted on 1st Nov 2021)
	Construction Of A Maternity Wing At Chale Dispensary In Kinondo Ward	Asim Agency Limited	3,544,636	4,799,390	3,544,636	0	Completed
	Construction Of Milalani Dispensary In Ramisi Ward	Nemo Investments And General Supplies	3,676,718	5,291,670	3,606,718		practical complete, good workmanship
	Construction Of Maternity Wing At Mwangwei Dispensary In Pongwe-Kikoneni Ward	Rhalfam Limited	2,009,590	3,071,355	2,009,590	-	Completed
	Renovation Of Opd Block At Shimoni Dispensary In Pongwe – Kikoneni Ward	Accenture Trading Co.Ltd	1,477,470	2,398,394	1,477,470	-	Completed
	Construction Of A Female Ward At Kikoneni Health Centre In Pongwe-Kikoneni Ward (Phase 1)	Mabuniaas Construction Company Limited	622,447	7,697,093	622,363		Completed (INSPECTION DONE. Awaiting equipping)
	Construction Of A Laboratory At Kikoneni Health Centre In Pongwe-Kikoneni Ward	Garashiga Construction And Supplies	3,985,847	3,985,847	3,500,000		Completed
	Construction Of Mrima Dispensary In Dzombo Ward	Suken Builders Ltd	5,198,296	5,198,296		5,198,296	Land dispute resolved. New site handed over to

County Budget Review And Outlook Paper, 2022

Department	Project Name	Contractor	Approved Budget	Contract Sum	Amount Paid	Balance As At 30 th June 2022	Status/ Remarks
							contractor on Friday 3rd Dec 2021
	Construction Of Opd Block At Bidinimole Dispensary	Emacon Ventures	5,956,834	5,980,034	5,956,834	-	Practical complete
	Construction And Equipping Of A Laboratory At Mwangulu Dispensary- Mwereni Ward	Pable Construction Co. Ltd	3,789,722	3,789,722	3,500,000		Construction is practical complete, equipping not yet
	Construction Of A Dispensary At Mwamose In Vanga Ward	Spascon International	3,201,963	5,152,104	507,072	2,694,891	Finishing (plastering ongoing)
	Construction Of Staff House At Mwanamamba Dispensary In Vanga Ward	Mwangoni Holdings K.Ltd	2,743,079	2,743,079		2,743,079	Under budgeted
	Construction Of A Female Ward At Mazumalume Dispensary In Tsimba-Golini Ward	Tredo Investments Ltd	3,653,151	5,752,478	3,653,151	(0)	Practical complete
	Construction Of A Maternity Wing At Mteza Dispensary In Tsimba-Golini Ward	Ndogo Ventures	922,859	3,228,607	831,909		Completed
	Construction Of Madibwani Dispensary In Waa-Ng'ombeni Ward	Classic Building Works Ltd	3,272,956	5,200,110	3,202,846		Complete
	Construction Of Maternity Wing At Boyani Dispensary- Kubo South	Pendavy Enterprises	2,028,154	3,221,899	1,978,154		completed
	Construction Of A Dispensary At Magwasheni- Kubo South	Spascon International	3,201,963	5,152,104	1,933,338	1,268,625	Roofing level (stalled)
	Construction Of A Dispensary At Mwanamkuu- Kubo South	Abberville Limited	5,800,000	5,787,750	4,891,146	908,854	Roofing level, contractor not onsite
	Construction Of A Maternity	Ndogo Ventures	3,228,607	3,228,607	3,228,607	-	Completed

County Budget Review And Outlook Paper, 2022

Department	Project Name	Contractor	Approved Budget	Contract Sum	Amount Paid	Balance As At 30 th June 2022	Status/ Remarks
	Wing At Mwaluphamba Dispensary- Mkongani						
	Construction Of Twin Staff House At Mbuluni Dispensary In Ndavaya Ward	Mwangoni Holdings (K) Limited	3,534,930	5,737,387	1,185,271	2,349,659	Roofing completed. Fittings, plastering, plumbing and electrical works not yet achieved
	Construction Of Female Ward Phase 2 At Ndavaya Health Centre	Accenture Trading Co.Ltd	3,082,926	3,082,926	3,082,926	(0)	Completed
	Construction Of Maternity Wing At Gozani Dispensary- Puma	Desert Flowers Investments	3,594,896	3,594,896	3,594,896	-	Completed
	Construction Of A Maternity Wing At Dumbule Dispensary- Kinango	Multleen & Sons	2,106,401	3,444,344	2,106,400	1	Practical complete
	Construction Of Yapha Dispensary- Kinango	Suken Builders Limited	3,964,261	5,528,521	3,859,238		Practical complete
	Construction Of A Dispensary At Malomani/Mulunguni- Mackinon Road	Kizdan Enterprises	3,556,265	5,159,286	3,157,309	398,957	99% complete
	Construction Of Dispensary At Bahakwenu- Mackinon Road	Abujal Business Supplies Ltd	5,286,190	5,286,190	3,365,899	1,920,291	Walling completed. 1 Default notice issued
	Construction Of A Maternity Wing At Maji Ya Chumvi Dispensary- Samburu/Chen goni	Multleen & Sons	2,037,357	3,375,299	2,037,357	0	Completed
	Construction Of A General Ward At Mwanda Dispensary In Mwavumbo	Chalongo Building And Construction	3,880,177	4,980,090	3,104,142	776,035	At finishing level
	Construction Of A Twin Staff House At Mwabila	Tracon Limited	3,874,307	5,253,000	3,763,471		Practical complete

County Budget Review And Outlook Paper, 2022

Department	Project Name	Contractor	Approved Budget	Contract Sum	Amount Paid	Balance As At 30 th June 2022	Status/ Remarks
	Dispensary-Mwavumbo						
	Construction Of Chidzipwa Dispensary-Mwavumbo	Accenture Trading Co.Ltd	3,998,297	5,399,461	3,911,024		Practical complete
	Construction Of An X - Ray Block At Mnyenzi Health Centre	Ahlimco Construction Ltd	7,846,841	7,846,841		7,846,841	Stalled at wall level, recommended for termination
	Construction & Equipping Of Laboratory At Mlungunipa Dispensary	Cloemart Company Ltd	3,991,971	3,991,971	3,991,972	(1)	Completed, Roofin, piping electricals and plumbing works- superstructure complete
	Construction & Equipping Of Laboratory At Mwamanga Dispensary In Gombato-Bongwe Ward	Glowing Star Investments	3,403,500	3,403,500		3,403,500	Terminated, retendered
	Construction And Equipping Of An X Ray Block At Vanga Dispensary In Vanga Ward	Advanced Enterprises Ltd	8,387,223	8,387,223	8,387,222	1	Completed
	Construction And Equipping Of A Laboratory At Mwamivi Dispensary-Tiwi Ward	Doxil K Ltd	5,226,265	5,226,265	5,226,265	0	Completed
	Rehabilitation And Equipping Of Laboratory At Lukore Dispensary-Kubo South	Tifalito Investments Limited	1,394,139	1,394,139	1,394,139	0	Completed. Sceptic tank not achieved.
	Purchase Of Delivery Beds - 30	Trikaka Enterprises	6,200,000	6,200,000	6,200,000	-	Supplied
	Purchase Of Hospital Beds- 150	Trikaka Enterprises	5,000,000	5,000,000	5,000,000	-	Supplied
	Construction Of Oncology Centre At Kwale Sub County Hospital	Wintech Systems Limited	18,778,685	35,803,984	1,165,368	17,613,317	Stalled, terminated, Retendered and Awarded
	Purchase Of A Generator For Kwale Sub County Hospital	Rakimun Co.Ltd	3,499,964	3,499,964	3,440,000		Completed

County Budget Review And Outlook Paper, 2022

Department	Project Name	Contractor	Approved Budget	Contract Sum	Amount Paid	Balance As At 30 th June 2022	Status/ Remarks
	Construction Of X Ray Block At Samburu Sub County Hospital In Samburu Ward	Advanced Enterprises Ltd	4,973,277	7,752,525	4,973,277	0	Complete but not operational
	Purchase Of Equipment For 15 Rural Health Facilities	Trikaka Enterprises	7,100,000	7,100,000	7,100,000	-	Supplied
	Purchase Of Furniture For 15 Rural Health Facilities	Trikaka Enterprises	2,492,500	2,492,500	2,492,500	-	Supplied
	Propose Construction Of Staff Toilets In Gandini Dispensary In Kinango Ward	Tockal Limited	797,268	797,268			Completed
	Renovation Of Mazumalume Leaking Roof	Al-Man Company Limited	1,500,000	1,420,177	1,420,177		At finishing level
	Rehabilitation Of Maternity Wing And Outpatient Block At Vanga Dispensary In Vanga Ward	Martz Building And Construction ltd	5,040,000	5,094,054	1,950,372	3,089,628	Superstructure , ring beam
	Construction Of Staff House At Mtsunga Dispensary In Mwereni Ward	Cardillac Tradelink Ltd	3,600,000	3,600,000	3,024,613	575,387	Superstructure , ring beam
	Renovation Of Out Patient Block At Mtsunga Dispensary In Mwereni Ward	Valtra International Limited	3,600,000	3,600,000	2,494,560	1,105,440	Renovation not commenced, toilet excavated
	Rehabilitation Of Staff House Mamba Dispensary In Dzombo Ward	-	1,000,000	1,000,000		1,000,000	Not tendered yet
	Rehabilitation Of Mazumalume Staff Houses In Tsimba/Golini Ward	Mafazara Enterprises	2,000,000	2,953,110		2,000,000	Superstructure , ring beam

County Budget Review And Outlook Paper, 2022

Department	Project Name	Contractor	Approved Budget	Contract Sum	Amount Paid	Balance As At 30 th June 2022	Status/ Remarks
	Equipping Of The Maternity Wing At Waa Dispensary In Waa/Ng'ombeni Ward	Crystal Supplies Ltd	3,000,000	3,000,000	3,000,000	-	Supplied and paid
	Renovation Of The Facility Roofing At Mlungunipa In Bongwe Gombato Ward	-	1,000,000	1,000,000		1,000,000	not tendered
	Drilling Of A Borehole And Placenta Pit At Gazi Dispensary In Kinondo Ward	-	2,500,000	2,500,000		2,500,000	Not tendered
	Rehabilitation Of Makina Dispensary In Mackinnon Ward	Automic Enterprises	3,000,000	3,000,000	1,690,620	1,309,380	Awarded
	Rehabilitation Of Maji Ya Chumvi Dispensary In Samburu Ward		500,000	500,000		500,000	Not tendered
	Purchase Of Grills For Door And Windows For New Drug Store And Satellite Blood Bank	-	1,008,000	1,008,000		1,008,000	Not tendered yet
	Supply ,Delivery And Installation Of A Stand By Generator At Msambweni Referral Hospital	Keyde Enterprises Ltd	517,500	517,500	517,500	-	Supplied
	Installation Of Water Tank (30,000 Litres) At Msambweni Hospital	Kwale Capital Supplies	420,000	420,000	420,000	-	Not tendered
	Upgrading Of Power Supply Kwale Hospital	Checo Company Limited	6,720,000	3,398,900	2,798,900	3,921,100	Partially awarded
	Establishment And Equipping Of Medical Laboratory At Mvinden Dispensary In Ukunda Ward	Crystal Supplies Ltd	1,700,000	1,700,000	1,700,000	-	Supplied and paid
	Establishment And Equipping Of Medical	Crystal Supplies Ltd	1,700,000	1,700,000	1,700,000	-	Supplied and paid

County Budget Review And Outlook Paper, 2022

Department	Project Name	Contractor	Approved Budget	Contract Sum	Amount Paid	Balance As At 30 th June 2022	Status/ Remarks
	Laboratory At Eshu Dispensary In Ramisi Ward						
	Construction Of A Toilet At Waa Dispensary In Waa-Ng'ombeni Ward	Zenneth Holdings Limited	800,000	800,000		800,000	Completed
	Construction Of A Waiting Bay At Ng'ombeni Dispensary	-	2,000,000	2,000,000		2,000,000	Not tendered yet
	Equipping Of The Laboratory At Mkundi Dispensary In Kubo South Ward	Crystal Supplies Ltd	1,420,000	1,420,000	1,420,000	-	Supplied and paid
	Construction Of A New Out Patient Block At Kibuyuni Dispensary In Kubo South Ward	Nurshah Suppliers	5,500,000	5,499,981		5,500,000	Awarded waiting site handing over
	Construction Of A Staff House At Makwenyeni Dispensary In Vanga Ward	Maka Building And Engineering Ltd	3,420,000	3,420,000		3,420,000	Awarded
	Construction Of Dispensary Makwenyeni In Vanga Ward	Maka Building And Engineering Ltd	5,800,000	5,800,000	1,386,000	4,414,000	Awarded
	Equipping Of A Laboratory At Nyango Dispensary In Puma Ward	Crystal Supplies Ltd	2,000,000	2,000,000	2,000,000	-	Supplied and paid
	Rehabilitation Of Mwangoloto(Maji Ya Chumvi) Dispensary In Samburu-Chengoni Ward	Multleen & Sons	2,869,834	2,869,834	2,869,834	0	Awarded

County Budget Review And Outlook Paper, 2022

Department	Project Name	Contractor	Approved Budget	Contract Sum	Amount Paid	Balance As At 30 th June 2022	Status/ Remarks
	Equipping Of The Laboratory At Taru Dispensary In Mackinon Road Ward	Crystal Supplies Ltd	2,100,000	2,100,000	2,100,000	-	Supplied and paid
	Rehabilitation Of Laboratory Room At Taru Dispensary In Mackinon Road Ward	Chalongo Building And Construction	2,520,000	2,520,000	2,419,927	100,073	Awarded
	Construction Of Waiting Bay At Gombato Dispensary		1,000,000	1,000,000		1,000,000	Not tendered yet Awaiting BOQ
	Construction Of Maternity Wing At Mchinjirini Dispensary In Ramisi Ward		3,600,000	3,600,000		3,600,000	Not tendered yet
	Extension Of The Opd Block At Vitsangalaweni Dispensary In Dzombo Ward	Alch Logistics Limited	3,925,587	3,925,587	3,925,587	0	Awarded, waiting site handing over
	Construction Of The Opd Block At Waa Dispensary In Waa-Ng'ombeni	Shimoni Trading (K) Limited	5,000,000	5,000,000	1,901,820	3,098,180	Not tendered yet
	Construction Of A Dispensary To Serve Mbokweni, Manunduni, Kanu And Mwachema-Tiwi		5,800,000	5,800,000		5,800,000	Not tendered
	Renovation Of Mkongani Health Centre And Construction Of An Underground Water Tank At The Health Centre		2,800,000	2,800,000		2,800,000	Awaiting BOQ
	Construction Of A Waiting Bay At Msambweni County Hospital Referral	Esto Enterprises	1,718,000	1,718,000	1,718,000	-	Awarded awaiting site Handing over

County Budget Review And Outlook Paper, 2022

Department	Project Name	Contractor	Approved Budget	Contract Sum	Amount Paid	Balance As At 30 th June 2022	Status/ Remarks
	Supply, Installation And Commissioning Of An Oxygen Plant In Msambweni Hospital	Metisec Imaging Solutions Ltd	33,285,600	33,285,600	16,642,800	16,642,800	Awarded and supplied
	Equipping Of A Laboratory At Kilimangodo Dispensary In Mwereni Ward	Crystal Supplies Ltd	2,000,000	2,000,000	2,000,000	-	Supplied and paid
	Extension Of Radiology Block At Kinango Hospital	Ifata Engineering Services Ltd	9,185,912	9,187,472	9,185,912	-	Awarded and on going
	Purchase Of Examination Lamp For Samburu Hospital	Jaydee Supplies	800,000	680,000		800,000	Supplied
	Construction Of A Toilet At Mteza Dispensary In Tsimba Golini Ward	Akeed Enterprises	800,000	800,000	800,000	-	Completed
	Construction Of General Ward At Lutsangani Dispensary In Kinango Ward	Ifata Engineering Services Ltd	8,000,000	9,148,049	3,645,057	4,354,943	On going
	Construction Of A Dispensary At Dzivani In Kinango Ward	Pacific Coast Enterprises	6,486,607	5,597,801		6,486,607	Awarded
	Construction Of Maternity Wing At Mwembeni Dispensary In Samburu Chengoni Ward		3,600,000	3,600,000		3,600,000	Not tendered yet
	Full Renovation Of Mbuwani Dispensary Including Roof, Floor And Construction Of Toilet In Bongwe/ Gombato Ward	Richlinks Services	5,000,000	5,259,079		5,000,000	Awarded
	Construction Of A Perimeter Wall At Diani Health Centre		5,000,000	5,000,000		5,000,000	not tendered

County Budget Review And Outlook Paper, 2022

Department	Project Name	Contractor	Approved Budget	Contract Sum	Amount Paid	Balance As At 30 th June 2022	Status/Remarks
	In Gombato Bongwe						
	Rehabilitation Of Staff Houses At Waa Dispensary In Waa/Ng'ombeni Ward		3,000,000	3,000,000		3,000,000	not tendered
	Construction Of A Maternity Ward At Mvinden Dispensary In Ukunda Ward		1,360,000	1,360,000		1,360,000	Not tendered yet
	Construction Of Maternity Wing At Milalani Dispensary In Ramisi Ward	Nasrat Traders	3,600,000	3,591,513		3,600,000	Awarded Awaiting site handing over
	Equipping Of Laboratory At Mwamivi Dispensary In Tiwi Ward		1,700,000	1,700,000		1,700,000	Not tendered yet
	Construction Of A Single Staff House At Bilashaka Dispensary In Tsimba/ Golini Ward	Mahemani Limited	3,584,180	3,584,180	3,584,179	1	Contractor taken to site
	Construction Of A Galana Dispensary In Tsimba Golini	Mane Mane General Ltd	7,093,215	5,893,215	5,893,215	1,200,000	Contractor taken to site
	Equipping Of Laboratory At Mteza Dispensary In Tsimba Golini Ward		1,700,000	1,700,000		1,700,000	Not tendered yet
	Construction And Equipping Of A Laboratory At Deri Dispensary In Mkongani Ward		4,000,000	4,000,000		4,000,000	Not tendered yet
	Construction Of A Maternity Ward At Mwaluphamba Dispensary In Mkongani Ward		3,600,000	3,600,000		3,600,000	Not tendered yet
	Construction Of A Single Staff House At Kidiani Dispensary In	Nurshah Supplies	3,540,785	3,540,785	1,627,677	1,913,108	Awarded, Awaiting site handing over

County Budget Review And Outlook Paper, 2022

Department	Project Name	Contractor	Approved Budget	Contract Sum	Amount Paid	Balance As At 30 th June 2022	Status/ Remarks
	Kubo South Ward						
	Construction Of A Dispensary At Kinango Ndogo In Kubo South Ward	Classic Building Works Ltd	5,786,053	5,786,053		5,786,053	Awarded, Awaiting site handing over
	Equipping Of Kinango Ndogo Dispensary In Kubo South Ward	Trikaka Enterprises	3,000,000	3,000,000	3,000,000	-	Supplied and paid
	Installation Of Septic Tank At Kibuyuni Dispensary In Kubo South Ward		1,000,000	1,000,000		1,000,000	not tendered
	Construction Of Single Staff Houses At Kiwegu Dispensary In Vanga Ward	Trevian Investments	3,600,000	3,594,955		3,600,000	Awarded, waiting site handing over
	Equipping Of A Laboratory Unit At Mwanamamba Dispensary In Vanga Ward		1,700,000	1,700,000		1,700,000	Not tendered yet
	Construction Of General Ward Kilimangodo Dispensary In Kasemeni Ward	Ndogo Ventures	8,000,000	8,000,000	7,370,172	629,828	95% complete
	Construction Of A Single Staff Houses At Chigombero Dispensary In Pongwe/Kikoneni Ward	Ngoni Enterprises	3,480,000	3,480,000	1,428,453	2,051,547	Awarded, Awaiting Site Handing Over
	Construction Of A Single House At Kivuleni Dispensary In Pongwe/Kikoneni Ward		3,600,000	3,600,000		3,600,000	Not tendered
	Renovation Of Wasini Dispensary In Pongwe Kikoneni Ward	Shimoni Trading (K) Limited	1,997,595	1,997,595	1,997,595	-	Practical Completed
	Rehabilitation Of Opd Block At Vitsangalaweni	Alman Company Ltd	1,998,999	1,989,999	1,998,999	-	Site handed over on 3rd June 2022

County Budget Review And Outlook Paper, 2022

Department	Project Name	Contractor	Approved Budget	Contract Sum	Amount Paid	Balance As At 30 th June 2022	Status/ Remarks
	Dispensary In Dzombo Ward						
	Construction Of A Twin Staff House At Gandini Dispensary In Dzombo Ward	Shimoni Trading (K) Limited	5,800,000	5,797,367	2,134,365	3,665,635	Super structure building, ring beam
	Construction Of Toilet At Mwananyamala Dispensary In Dzombo Ward		800,000	800,000		800,000	Not tendered yet
	Construction Of A Twin Staff House At Mamba Dispensary In Dzombo Ward	Petcon Agencies	6,000,000	5,092,260	2,577,299	3,422,701	Site handed over on 20th may 2022, default notice to be given
	Construction Of A Laboratory Mbwaleni Dispensary In Ndavaya Ward	Chriedal Enterprises Limited	3,800,000	5,604,275		3,800,000	Awarded
	Equipping Of A Laboratory Mbwaleni Dispensary In Ndavaya Ward		1,700,000	1,700,000		1,700,000	Not tendered yet
	Installation Of Ultra Sound Machine For Ndavaya Health Centre In Ndavaya Ward		5,000,000	5,000,000		5,000,000	Not tendered yet
	Provision Of Patient And Assorted Ward Equipment	Trikaka Enterprises	5,000,000	5,000,000	5,000,000	-	Supplied and paid
	Purchase Of Medical Equipment For Rural Health Facilities		5,800,000	5,800,000		5,800,000	Not tendered yet
	Construction Of A Dispensary At Rorogi In Puma Ward	Reenah K Ltd	5,600,000	6,145,750	2,461,346	3,138,654	Awarded, Awaiting Site Handing Over
	Construction Of A Single Staff House At Matumbi Dispensary In Mwavumbo Ward	Trevian Investments	3,600,000	3,594,955		3,600,000	At mobilization stage
	Construction Of A Single Staff House At Mwashanga	Multleen And Sons Limited	5,575,968	5,575,968	2,806,911	2,769,057	At finishing level

County Budget Review And Outlook Paper, 2022

Department	Project Name	Contractor	Approved Budget	Contract Sum	Amount Paid	Balance As At 30 th June 2022	Status/ Remarks
	Dispensary In Mwavumbo Ward						
	Construction Of A Theater At Mnyenzi Health Centre In Kasemeni Ward	Asim Agencies	14,793,074	14,793,074		14,793,074	Awarded, Awaiting Site Handing Over
	Construction Of Chigato Dispensary	Chirimax Enterprises	6,279,290	5,807,720	2,606,299	3,672,991	Awarded
	Construction Of A Laboratory At Makamini Dispensary In Mackinnon Road Ward	Nemo Investments And General Supplies	5,398,584	5,398,584		5,398,584	Awarded
	Construction Of A General Ward At Taru Dispensary In Mackinnon Ward		6,000,000	6,000,000		6,000,000	Not tendered
	Construction Of A Dispensary At Tsuini In Vanga Ward		5,600,000	5,600,000		5,600,000	not tendered
	Construction Of A Dispensary At Kidomaya In Vanga Ward	Desert Flowers Investments	5,600,000	5,578,915	2,836,075	2,763,925	Awarded
	Construction Of A Single Staff House Jego Dispensary In Vanga Ward		3,600,000	3,600,000		3,600,000	Not tendered
	Construction Of A Dispensary At Kinondo With A Maternity Wing In Kinondo Ward	Ndogo Ventures	8,961,987	8,961,987		8,961,987	Awarded
	Construction Of A Single Staff House At Mafisini Dispensary In Ramisi Ward	Nemo Investments And General Supplies	3,597,342	3,597,342	3,597,342	-	Awarded
	Perimeter Wall Fencing At Mazola Dispensary		1,820,287	4,000,000		1,820,287	not tendered
	Construction Of A Twin Staff House At	Tirah Investments Ltd	5,900,000	5,999,249	5,849,249	50,751	Awarded, Awaiting Site Handing Over

County Budget Review And Outlook Paper, 2022

Department	Project Name	Contractor	Approved Budget	Contract Sum	Amount Paid	Balance As At 30 th June 2022	Status/Remarks
	Malomani Dispensary						
	Purchase Of Equipment For Mkwakwani And Kilolapwa Dispensary	Trikaka Enterprises	2,000,000	2,000,000	2,000,000	-	Supplied and paid
	Construction Of A Dispensary At Miamba In Mkongani Ward	Chalongo Building And Construction	5,500,000	5,791,387		5,500,000	Awarded
	Construction Of A Perimeter Fencing At Gulanze Dispensary		3,600,000	3,600,000		3,600,000	Not Awarded
	Construction Of An Opd Block In Gulanze Dispensary In Ndavaya Ward		3,600,000	3,600,000		3,600,000	Not Awarded
	Construction Of Twin Staff House At Eshu Dispensary In Ramisi Ward	Dharud Management Solutions	5,553,529	5,553,529		5,553,529	Awarded
	Construction Of Bonje Dispensary		6,000,000	6,000,000		6,000,000	Not Awarded
	Construction Of A Dispensary At Mabafweni In Pongwe-Kikoneni Ward	Multleen And Sons Limited	5,800,000	5,700,021	1,752,386	4,047,614	On going
	Construction Of Maternity Wing At Ngathini In Vanga Ward		4,000,000	4,000,000		4,000,000	Not tendered yet
	Construction Of Maternity Wing At Jogo In Vanga Ward		4,000,000	4,000,000		4,000,000	Not tendered yet
	Construction Of Maternity Wing At Kiwegu In Vanga Ward		4,000,000	4,000,000		4,000,000	Not tendered yet
	Supply And Installation Of Ultra Sound Machine At Kikoneni Health Centre In Pongwe/Kikoneni Ward	Wilsors Company Ltd	5,500,000	4,950,000		5,500,000	Awarded

County Budget Review And Outlook Paper, 2022

Department	Project Name	Contractor	Approved Budget	Contract Sum	Amount Paid	Balance As At 30 th June 2022	Status/ Remarks
	Purchase Of Furniture And Fittings For Madago Dispensary In Kinondo Ward		1,800,000	1,800,000		1,800,000	Not Awarded
	Purchase Of Furniture And Fittings For Chale Dispensary In Kinondo Ward		1,800,000	1,800,000		1,800,000	Not Awarded
	Supply And Installation Of Ultra Sound Machine At Vigurungani Dispensary In Puma Ward		5,000,000	5,000,000		5,000,000	Not Awarded
	Installation Of X-Ray Machine At Mnyenzi Health Centre In Kasemeni Ward		5,000,000	5,000,000		5,000,000	Not Awarded
	Supply And Installation Of Ultra Sound Machine At Mnyenzi Dispensary	Shaymu Suppliers	5,000,000	4,999,900		5,000,000	Awarded
	Supply And Installation Of Ultra Sound Machine At Mkongani Health Centre		5,000,000	5,000,000		5,000,000	Not tendered yet
	Purchase Of Patients Beds And Assorted Ward Equipment At Ndavaya Health Centre In Ndavaya Ward	Trikaka Enterprises	4,980,000	5,000,000	4,980,000	-	Supplied and paid
	Purchase Of Furnitures For 8 Rural Health Facilities	Trikaka Enterprises	3,192,000	3,295,080	3,192,000	-	Supplied and paid
	Purchase Of Equipment For Rural Health Facilities		8,238,554	8,238,554		8,238,554	Not Tendered
	Purchase Of Medical Equipment For Rural Health Facilities		8,000,000	8,000,000		8,000,000	Not tendered yet
	Construction Of A Modern		10,000,000	10,000,000		10,000,000	Not tendered yet

County Budget Review And Outlook Paper, 2022

Department	Project Name	Contractor	Approved Budget	Contract Sum	Amount Paid	Balance As At 30 th June 2022	Status/Remarks
	Out Patient Block At Samburu Hospital Phase I In Samburu Chengoni Ward						
	Construction Of A Maternity Ward At Lungalunga Hospital	Jaygon Agencies Company Ltd	10,551,194	14,075,474	5,952,989	4,598,205	Awarded, waiting site handing over
	Purchase Of Equipment For Rural Health Facilities	Trikaka Enterprises	7,040,000	8,000,000	7,040,000	-	Supplied and paid
	Supply And Installation Of Ultra Sound Machine At Kwale Hospital In Tsimba Ward		5,000,000	5,000,000		5,000,000	Not Awarded
	Purchase Of Ambulances For Kinango Hospital	Toyota Kenya Ltd	10,490,000	10,490,000	10,490,000	-	Supplied and paid
	Reverse Osmosis Plant For Msambweni Hospital		5,000,000	5,000,000		5,000,000	Not Awarded
	Purchase Of Laundry Machine For Msambweni Hospital	Jamgen Enterprises	2,932,721	2,932,721		2,932,721	Supplied but not paid
	Upgrade Of Drainage System At Msambweni Hospital	Quantive Company Limited	2,990,558	2,993,708	2,990,558	-	Awarded Awaiting site handing over
	Rehabilitation Of Majoreni Dispensary In Pongwe-Kikoneni	Choga Enterprises Limited	3,100,000	3,100,000	3,007,590		Completed
	Construction Of An Oxygen Plant Building	Cloemart Co.Ltd	5,072,900	5,089,839	5,072,900	-	At lental stage
	Supply Of Armored Cables For Power Reconnection For Msambweni Hospital	Esto Enterprises	1,390,150	1,390,150	1,390,150	-	Supplied and paid
Sub Total			913,695,577	1,103,651,113	470,016,601	438,095,675	

County Budget Review And Outlook Paper, 2022

Department	Project Name	Contractor	Approved Budget	Contract Sum	Amount Paid	Balance As At 30 th June 2022	Status/Remarks
VOTE3065: COUNTY ASSEMBLY	Mca's Office Kinango Ward	Shinile Enterprises Limited	13,267,001	13,267,001	13,267,001	-	Complete
	Mca's Office Ukunda Ward	Ndogo Ventures	13,955,356	13,955,356	13,955,356	-	Complete
	Mca's Office Tiwi Ward	Rykan General Supplies	13,786,293	13,786,293	13,786,293	-	Complete
	Mca's Office Ramisi Ward	Aldem General Supplies	13,786,292	13,786,292	-	13,786,292	Ongoing
	Mca's Office Vanga Ward	Kawangi Construction Co.	1,870,602	6,508,690	1,634,134	236,469	Complete
	Mca's Office Ndavaya Ward	Kisua Enterprises	482,297	6,998,152		482,297	Complete
	Mca's Office Kasemeni Ward	Soflex Agencies Limited	2,140,015	6,896,380	1,502,692	637,323	Complete
	Assembly Complex	Qui Limited	35,833,070	583,615,213	19,640,389	16,192,681	Ongoing
	Assembly Complex-Fittings & Fixtures	Ekaya Construction	137,000,000	136,525,897	136,525,896	474,104	Complete
	Assembly Complex-Proposed External Works	Azaa Construction Co. Limited	66,705,058	156,399,413		66,705,058	Ongoing
	Assembly Complex-Mechanical Works	Sunken Limited	69,500,000	69,486,668		69,500,000	Ongoing
	Construction Of Mca Office Kubo South	Gisdebner Kenya Limited	8,503,544	9,817,225	4,672,457	3,831,087	Ongoing
	Construction Of Mca Office Mwereni	Grazheim Company Ltd	3,011,293	9,917,272	1,575,942	1,435,351	Complete
	Sub Total			379,840,821	1,040,959,853	206,560,159	173,280,662
VOTE3066: TRADE AND COPERATIVE DEVELOPMENT	Proposed Fencing And Renovation Of Kikoneni Market	Lanix Holding Limited	1,952,989	2,467,154	1,252,179	-	Complete

County Budget Review And Outlook Paper, 2022

Department	Project Name	Contractor	Approved Budget	Contract Sum	Amount Paid	Balance As At 30 th June 2022	Status/ Remarks
	Construction Of Market Shed At Kirewe In Mkongani Ward	Reenah K Limited	265,858	5,734,142	-		Complete
	Flagship Project - Fruit Processing Plant In Shimba Hills - Kubo South Phase I	Ready Go Limited	15,003,033	67,794,770	9,207,317	5,795,716	Complete
	Renovation of Menzawenye market.	Mwangoni Holdings	116,000	1,103,560	-		Complete
	Proposed fencing of Mafisini open air market	Hanan Construction Ltd	749,934	749,934	-	749,934	Toilet Remaining
	Rehabilitation of Jimbo Market in Vanga ward	Asurena Ltd	2,258,400	3,825,897	2,258,400	-	Finishes Tailing Paint Works Plumbing
	Construction of Market Stalls at Kigato Trading centre in Waa Ng'ombeni	Saelfa Construction Ltd	1,571,047	3,295,341	-	1,571,047	Walling Stage
	Proposed electrification of Hiari and Pungu stalls	Wecko Company Ltd	2,392,175	2,392,175	2,392,175	-	Complete
	Grilling of Samburu Modern Retail Market (KENHA)	Kuza Contractors Limited	364,573	3,000,936	-		Complete
	Purchase of software for the Trade Revolving Fund(Loan Management system)	Steadfast Group Ltd	5,180,000	8,805,000	2,000,000	3,180,000	Ongoing
	Proposed Construction of a market and shed at Perani	Reenah K Limited	5,699,980	5,699,980	5,073,921	-	Complete

County Budget Review And Outlook Paper, 2022

Department	Project Name	Contractor	Approved Budget	Contract Sum	Amount Paid	Balance As At 30 th June 2022	Status/ Remarks
	Proposed of water connection to markets projects	Kwale Water Sewarage	500,000	500,000	500,000	-	Complete
	Construction of a market shed at Mtaa in Kasemeni ward	Kuuza Contractors Limited	1,358,175	2,999,500	-	1,358,175	Toilet Remaining
	Construction of Boda Shed at Kafichoni in Mwavumbo Ward	Mackcity Investment Company Limited	568,000	568,000	568,000	-	Complete
	Construction of Lungalunga biashara centre and purchase of desktop for LBC	Sasil Construction Ltd	586,665	6,015,571	-	586,665	Tiling,Windos,Finin
	Construction of boda boda shed at Maji Ya Chumvi in Samburu Chengoni ward	Le Star Limited	1,500,000	1,490,869	1,490,869		Complete
	Construction of Lemba market in Ukunda ward Phase I & II	Ahlimco Construction International	22,699,795	51,961,872	1,270,165	-	Terminated
	Environmental Impact Assessment for Kombani Wholesale Market in Waa/Ng'ombeni Ward	Mesa Ventures Limited	281,362	281,362	-	281,362	Ongoing
	Flagship Project - Fruit Processing Plant in Shimba Hills -Kubo South Phase II	Ifata Engineering services	18,099,689	61,562,268	18,099,689	-	Complete
	Rehabilitation of Jego Open Air Market	Adiman Limited	1,987,419	1,987,419	1,987,419	-	Complete
	Proposed Construction of Boda boda shed at Majoreni	Kuleen Investments Limited	600,000	588,099	-	600,000	Roofing Stage

County Budget Review And Outlook Paper, 2022

Department	Project Name	Contractor	Approved Budget	Contract Sum	Amount Paid	Balance As At 30 th June 2022	Status/Remarks
	Proposed Construction of public toilet, water Harvesting System and Bodaboda shed at Mackonon Trading Centre	Le Star Limited	3,000,000	2,998,000	2,998,000	-	Complete
	Proposed Construction Of toilet and water harvesting System at Kanana	Sparva General Supplies	1,500,000	1,484,584	1,484,584	-	Complete
	proposed construction of Bodaboda shed at Kikoneni	Nyla General Supplies Ltd	600,000	595,614	595,614	-	Complete
	Proposed Construction of toilet and water harvesting System at Existing Stalls at Pungu	Nakaj Services Ltd	1,500,000	1,498,103	1,498,103	-	Complete
	Proposed construction of Boda boda shed at Mwangwei	Mahemani Limited	600,000	597,648	597,648	-	Complete
	Proposed Construction Of toilet and Water Harvesting System at Mrima	Firstline Ventures Limited	1,500,000	1,497,138	1,497,138	-	Complete
	Proposed Construction of Boda boda shed at Kivuleni	Rusabe Supply Chain Solutions	600,000	593,690	593,690	-	Complete
	Proposed construction of Boda boda shed at Shimoni	Rusabe Supply Chain Solutions	600,000	593,690	593,690	-	Complete
	Proposed renovation of Mwangulu market shed	Martz Building and Construction Limited	2,000,000	1,998,146	1,998,146	-	Complete

County Budget Review And Outlook Paper, 2022

Department	Project Name	Contractor	Approved Budget	Contract Sum	Amount Paid	Balance As At 30 th June 2022	Status/ Remarks
	Proposed Construction Of 15no Modern Market Stalls at Tiwi Sokoni in Tiwi ward	Overtime Engineers Limited	6,000,000	5,855,117	5,855,117	-	Complete
	Proposed Fixing of Doors Windows grilling For Melikubwa Market Building by KENHA at Macknon Road ward	Le Star Limited	3,500,000	3,499,000	-	3,500,000	Fabrication Of Windows And Door Grill
	Proposed Construction of toilet and water harvesting System at Mbuguni	Martz Building and Construction Limited	1,500,000	1,498,790	1,498,790	1,210	Complete
	Proposed Construction Of Generator room,Store,Renovation and water Installation for Mwangwei Milk Centre	Manacon Construction Company Ltd	4,500,000	4,484,731	4,484,731	-	Complete
	Proposed Construction Of open Market shed at KENHA Market at Samburu	Steadfast Group Ltd	4,900,000	4,865,605	4,865,605	-	Complete
	Proposed Completion of Diani (LEMBA) Retail Market in Ukunda ward	Le Star Limited	47,000,000	46,730,483	16,657,841	30,342,159	Finishes
	proposed construction of market shed at Mazola	Mayfort Limited	3,000,000	2,998,911	-	3,000,000	Slab Level
	Proposed Renovation of Cooperative Office Building	Le Star Limited	6,192,666	6,162,060	6,162,060	-	Complete

County Budget Review And Outlook Paper, 2022

Department	Project Name	Contractor	Approved Budget	Contract Sum	Amount Paid	Balance As At 30 th June 2022	Status/Remarks
	Proposed Completion Of fruit Processing plant Phase III at Shimba Hills	Tracon Limited	21,335,496	52,786,053	-	21,335,496	Ongoing
SUB TOTAL			193,563,256	373,561,212	97,480,893	72,301,764	
VOTE3067: SOCIAL SERVICES AND TALENT MANAGEMENT	Construction of social hall Nzovuni	Ndogo Ventures	173,501	5,478,291			Complete
	Perimeter wall fencing for Kinango library	Prince Of Peace	46,232	3,484,454		46,232	Supplementary Adjusted
	Construction of Mwavumbo Sports field - Variation for excavation of cemetery	Zantho Hurlex	-	6,257,105	72,503	(72,503)	Complete
	Construction of dais and changing room for Mirihini Sports field	Zueda Zee	1,028,582	3,854,458	1,028,582	-	Complete
	Construction of Mvindenii Sports field-	Flexicom Ltd	500,000	6,450,000		500,000	Supplementary Adjusted
	Construction of Vanga Sports field	Kaya Kwale Traders	1,250,036	1,250,036	1,250,035	1	Complete
	Construction of public toilet in Maendeleo in Tiwi	Smart Joba	991,684	991,684	991,684	-	Complete
	Construction and equipping of a recording studio	Reenah Ltd	2,544,173	14,862,945	2,544,174	(1)	Complete
	Fencing of Ukunda showground football playfield in Ukunda ward	Trikaka Enterprises	3,649,966	8,981,778		3,649,966	Land Issue
	Construction of Shirazi sea wall	Feyman Ltd	1,697,924	1,680,000	1,680,000		Complete
	Construction of county stadium-Flagship project	Reenah Ltd	31,223,924	119,259,841	31,222,924		Complete

County Budget Review And Outlook Paper, 2022

Department	Project Name	Contractor	Approved Budget	Contract Sum	Amount Paid	Balance As At 30 th June 2022	Status/ Remarks
	Construction and equipping of Ukunda Library	Moma Heritage	1,388,456	12,781,150		1,388,456	Complete
	Construction of social hall with toilet at Pemba-Kibaoni in Mwabila Unit & equipping with plastic chairs.	Mabunians Construction	440,726	7,113,133	440,726	-	Complete
	Construction of social hall with toilet at majimboni & equipping with plastic chairs.	Asim Agency	2,135,248	7,175,519	2,135,248	-	Complete
	Construction of public toilet at kona ya police in Ramisi	Hamurahan Enterprises	1,497,966	1,497,966	1,454,335		Complete
	Construction of public toilet in Mtsamviani in Mkongani	Shabat Ltd	992,792	992,792	992,792	-	Complete
	Construction of public toilet in Nzovuni in Kinango	Nemo Investments	977,292	977,292	977,292	-	Complete
	Construction of a rescue centre in Lungalunga	Ndogo Ventures	3,988,544	3,988,544		3,988,544	Land Issue
	Lighting of Kwale Braza Park	Kenasia Consultancy Ltd	1,463,840	1,463,840		1,463,840	Fabrication Ongoing
	Rehabilitation of Samburu sports field - dais and fencing	Steadfas Group	5,863,675	5,863,675	5,863,675	-	Complete
	Construction of public library in Lunga-lunga sub-county.	Rhalfam Ltd	10,591,705	10,591,705	10,591,705	-	Complete
	sports field improvement in Burani primary school	Elicon General Contractors	344,243	1,390,494	344,242	1	Complete

County Budget Review And Outlook Paper, 2022

Department	Project Name	Contractor	Approved Budget	Contract Sum	Amount Paid	Balance As At 30 th June 2022	Status/ Remarks
	sports field improvement in Rege boys	Lester Limited	575,037	1,396,361	575,037	-	Complete
	sports field improvement for Navy Blue FC in Mwavumbo	Elicon General Contractors	1,050,972	1,656,748	1,050,972	-	Complete
	sports field improvement in Mwache primary school	Elicon General Contractors	1,067,062	2,003,050	1,067,061	1	Complete
	sports field improvement in Yaounde	Wintech Systems Limited	1,170,389	2,703,248	1,170,388	1	Complete
	sports field improvement at Fihoni	Elicon General Contractors	1,264,850	3,492,920	1,264,849	1	Complete
	sports field improvement at Vidungeni	Lester Limited	2,818,513	2,818,513	1,835,758	982,755	Ongoing
	sports field improvement at Kingwede	Wintech Systems Limited	2,410,455	2,410,455	2,410,455	-	
	sports field improvement at Tiribe	Elicon General Contractors	1,511,349	1,511,349	1,511,348	1	Complete
	sports field improvement in Mwaroni	Lester Limited	2,043,247	3,138,786	1,854,086		Complete
	sports field improvement in Vitsangalaweni	Kensar General Supplies And Construction Ltd	134,790	2,840,327		134,790	Levelling Ongoing
	sports field improvement in Mamba primary	Kensar General Supplies And Construction Ltd	560,280	2,840,327		560,280	Levelling Ongoing

County Budget Review And Outlook Paper, 2022

Department	Project Name	Contractor	Approved Budget	Contract Sum	Amount Paid	Balance As At 30 th June 2022	Status/Remarks
	sports field improvement in Shimoni Mbuyuni	Kensar General Supplies And Construction Ltd	599,726	4,019,522	599,725	1	Complete
	sports field improvement in Kichakasimba	Malindi Comptech	995,123	1,746,996	1,184,280	(189,157)	Complete
	Improvement of Mwandimu sports field in Ndavaya ward	Elicon General Contractors	2,246,735	2,246,735	2,246,736	(1)	Complete
	Improvement of Kifyonzo sports field in Ndavaya ward	Elicon General Contractors	2,163,582	2,163,582	2,163,582	-	Complete
	Improvement of Nyamalani sports field in Mackinon Road ward	Malindi Comptech	2,133,405	2,133,405	2,133,405	-	Complete
	Improvement of Managoni sports field in Mackinon Road ward	Malindi Comptech	2,046,909	2,046,910	2,046,909	-	Complete
	Construction of Kwale stadium phase 2	Ifata Engineering	45,000,000	102,429,001	43,436,886	1,563,114	Walling Complete
	Construction of social hall kinango	Nemo Investments	7,500,000	7,447,697	6,970,998		Complete
	Construction of samburu library	Asim Agency	10,800,000	10,366,311	4,477,692	6,322,308	Lentil
	Construction of Dima social hall	Rapid Investment	6,896,167	6,896,168	4,993,889	1,902,278	Complete
	Construction of dais and changing room Taru	Wintech Systems Limited	7,492,125	7,492,125	6,386,607	1,105,518	Complete
	Construction of Mwaluvanga toilet	Chatsimba Investment	1,250,000	1,246,612	1,246,612		Complete

County Budget Review And Outlook Paper, 2022

Department	Project Name	Contractor	Approved Budget	Contract Sum	Amount Paid	Balance As At 30 th June 2022	Status/ Remarks
	Construction of dais and changing room Kombani	AL Maqam Properties	6,350,243	6,350,243	6,350,243	-	Complete
	Construction of public toilet Tiribe	Maazu	800,000	799,858	799,858		Complete
	Construction of public toilet Msambweni beach	Catelyn Enterprises	803,535	799,452	699,452		Complete
	Sports ground improvement Magombani	Wintech Systems Limited	2,600,000	2,597,506	2,597,506		Complete
	Construction of Kwale Library	Mabunians Construction	4,577,619	4,810,804	2,030,327	2,547,292	Tiling Complete
	Construction of Kinango rescue centre	Award	4,000,000	4,000,000	-	4,000,000	
	construction of toilet Mbegani	Award	1,250,000	1,250,000		1,250,000	
SUB TOTAL			196,902,622	409,784,093	164,694,578	31,143,719	
VOTE3068: EXECUTIVE SERVICES	Construction of Governor's Residence		35,171,795	35,171,795	1,407,219	33,764,576	Ongoing
SUB TOTAL			35,171,795	35,171,795	1,407,219	33,764,576	
VOTE3069: EDUCATION	Gabions At Chilolapwa Ecde Ground	Jeza Investments	1,400,000	1,351,400	1,349,138		
	Renovation Works At Nganja Ecde	Kisua Enterprises	2,420,000	2,111,652	1,216,086	895,566	
	Renovation Works At Dzitegeme Ecde	Kisua Enterprises	2,253,222	2,247,152	1,220,100	1,027,052	
	Chigombero Ecde In Samburu Ward	Kingjet Ventures	6,000,000	5,995,556	1,216,086	4,779,470	

County Budget Review And Outlook Paper, 2022

Department	Project Name	Contractor	Approved Budget	Contract Sum	Amount Paid	Balance As At 30 th June 2022	Status/ Remarks
	Renovation Of Existing Ecde At Mazeras Primary	Mabunians Construction Company Limited	5,900,000	5,899,412	4,424,559	1,474,853	
	Rehabilitation Of Gurujo Ecde	Mabunians Construction Company Limited	3,650,000	3,598,622		3,598,622	
	Mwananyala Ecde	Kingjet Ventures	-	5,798,008		5,798,008	
	One Classroom Mgamani Ecde	Chatsimba Investments Enterprises	1,500,000	1,499,981	-	1,499,981	
	Zibani Ecde	Al Man Company Limited	2,500,000	2,722,776	2,722,776	-	
	Energy Saving Jikos	Cloemart Company Limited	8,000,000	7,866,000	7,866,000	-	
	Instructional Materials For County Ecde Centers	Kejswar Consultants Limited	9,919,900	9,854,952	9,854,952	-	
	Instructional Materials For County Ecde Centers	Kochan Investments	2,477,100	2,477,100	2,477,100	-	
	Instructional Materials For County Ecde Centers	Leila Bookshop	8,103,000	8,103,000	8,103,000	-	
	Kwale Teachers Training College Phase Iii	Ifata Engineering Services	50,000,000	50,249,798	43,315,426	6,934,372	

County Budget Review And Outlook Paper, 2022

Department	Project Name	Contractor	Approved Budget	Contract Sum	Amount Paid	Balance As At 30 th June 2022	Status/Remarks
	Julani B Ecde In Mwavumbo Ward	Kingjet Ventures	6,000,000	5,798,008	5,553,599		
	Ndugu Ni Shakwa Ecde	Classic Building Works Limited	6,000,000	5,853,786	-	5,853,786	
	Kazamoyo Ecde	Tirah Investments Limited	6,000,000	5,789,214	-	5,789,214	
	Bondeni Ecde	Acebay Limited	6,000,000	5,999,977	5,767,977		
	Mikuwani B Ecde	Kisdan Enterprises	6,000,000	5,796,097	4,112,502	1,683,595	
	Kigongoni Ecde	Classic Building Works Limited	6,000,000	5,853,576	-	5,853,576	
	Pehoni Ecde Centre	Niflod Construction And Supplies Limited	6,000,000	5,950,000	-	5,950,000	
	Mgome Primary In Dzombo Ward	Kingjet Ventures	6,000,000	5,798,008	-	5,798,008	
	Kiwambale Ecde In Pongwe/Kikoneni Ward	Kingjet Ventures	6,000,000	5,798,008	5,566,011		
	Chengoni Primary School In Samburu Ward	Kergen Innovations Limited	6,000,000	5,805,875	-	5,805,875	
	Mitunguni Ecde Rehabilitation		1,000,000	1,000,000	-	1,000,000	

County Budget Review And Outlook Paper, 2022

Department	Project Name	Contractor	Approved Budget	Contract Sum	Amount Paid	Balance As At 30 th June 2022	Status/Remarks
	Chirimani Ecde In Ndavaya Ward	Petcon Agencies	6,000,000	5,686,024	2,050,868	3,635,156	
	Chibanda Mulungu Ecde	Petcon Agencies	6,000,000	5,686,024	3,471,833	2,214,192	
	Kitchen And Toilet At Mvindeneni Ecde In Ukunda Ward	Leads Limited	2,000,000	1,943,870	1,943,870	-	
	Mwabojo Ecde In Mwavumbo Ward	Demoth Holdings Co Limited	6,000,000	5,743,000	3,613,359	2,129,641	
	Kipinda Ecde In Mkongani Ward	Kisdan Enterprises	6,000,000	5,796,097	-	5,796,097	
	Menza Mwenye Ecde In Dzombo Ward	Kuleen Investments Limited	6,000,000	5,909,701	-	5,909,701	
	Mambani Ecde In Mwereni Ward	Kisua Enterprises	6,000,000	5,799,577	-	5,799,577	
	Majimoto Ecde In Kubo South Ward	Niflod Construction And Supplies Limited	6,000,000	5,950,000	-	5,950,000	
	Mwache Ecde Centre In Kasemeni Ward	Niflod Construction And Supplies Limited	6,000,000	5,950,000	-	5,950,000	
	Koma Nazilale Ecde In Mkongani Ward	Petcon Agencies	6,000,000	5,686,024	3,848,521	1,837,503	

County Budget Review And Outlook Paper, 2022

Department	Project Name	Contractor	Approved Budget	Contract Sum	Amount Paid	Balance As At 30 th June 2022	Status/Remarks
	Chigombero Ecde Centre In Mwavumbo Ward	Tracon Ltd	6,000,000	5,921,110	-	5,921,110	
	Magodzoni Ecde In Ndavaya Ward	Kuleen Investments Limited	6,000,000	5,942,413	-	5,942,413	
	Nyacha Ecde In Mackinon Road Ward - Retender	Shivy Limited	6,000,000	5,991,637	-	5,991,637	
	Luwani Ecde In Mwavumbo Ward	Shivy Limited	6,000,000	5,889,035	-	5,889,035	
	Kanjaocha Ecde In Samburu Chengoni Ward	Reenah K Ltd	6,000,000	5,856,306	-	5,856,306	
	Kitondo Ecde In Puma Ward	Powerlead Limited	6,000,000	5,821,505	5,621,505		
	Makobe Ecde In Kubo South Ward	Shivy Limited	6,000,000	5,759,504	3,150,199	2,609,305	
	Longido Ecde In Ramisi Ward	Reenah K Ltd	6,000,000	5,856,306	-	5,856,306	
	Chungani Ecde At Milalani In Ramisi Ward	Etso Enterprises	6,000,000	5,999,934	5,999,934	-	
	Munje Pwani Ecde		6,000,000	6,000,000		6,000,000	
	Ngao Ecde In Samburu Chengoni Ward	Reenah K Ltd	6,000,000	5,856,306		5,856,306	
	Ngoto Ecde In Tiwi Ward	Shimoni Trading (K) Limited	6,000,000	5,999,433	1,804,229	4,195,204	

County Budget Review And Outlook Paper, 2022

Department	Project Name	Contractor	Approved Budget	Contract Sum	Amount Paid	Balance As At 30 th June 2022	Status/Remarks
	Makeshift Kitchen At Kwale Ttc	Etso Enterprises	2,200,000	2,199,900	2,199,900	-	
	Kuranze Ecde In Puma Ward	Lanix Holdings Ltd	7,000,000	7,000,000	-	7,000,000	
	2 Classrooms At Malalani Ecde In Ukunda Ward	Yamudzini Investments	3,000,000	3,000,000	2,999,999	1	
	Maendeleo Ecde In Puma Ward	Mullani Enterprises	6,000,000	5,730,104	2,025,035	3,705,069	
	Mabamani Ecde In Puma Ward	Mullani Enterprises	6,000,000	5,730,104	2,254,350	3,475,754	
	Muhaka Islamic Ecde In Kinondo Ward	Cloemart Company Limited	6,000,000	5,999,672	5,999,672	0	
	Chidunguni Ecde In Kinango Ward	Keby General Suppliers Limited	6,000,000	5,999,672	5,805,875	193,797	
	Matuga Primary Ecde In Waa/Ng'ombeni Ward	Keby General Suppliers Limited	6,000,000	5,817,728	5,817,728	0	
	Chitswa Cha Tiya Ecde In Mackinon Road Ward	Abestos Limited	6,000,000	5,999,262	5,800,000		
	Vigurungani Ecde Centre In Puma Ward	Acebay Limited	6,000,000	5,999,977	5,799,977		
	Boyani West Primary Ecde In Mkongani Ward	Abestos Limited	6,000,000	5,999,262	5,799,263		
	Mlalo Ecde In Vanga Ward	Acebay Limited	6,000,000	5,999,977	5,767,629		

County Budget Review And Outlook Paper, 2022

Department	Project Name	Contractor	Approved Budget	Contract Sum	Amount Paid	Balance As At 30 th June 2022	Status/Remarks
	Water Treatment Housing Washrooms Rehabilitation And Partitioning Of Hostel Blocks At Kwale Ttc	Kaya Kwale Traders	-	2,495,160	2,452,869		
	Vinyunduni Ecde In Mackinon Road Ward	Keby General Suppliers Limited	6,000,000	5,817,728	5,817,728	0	
	INSTALLATION AND REPAIRS OF WATER HARVESTING SYSTEMS AT ECDE CENTRES	TRANITATIVE COMPANY LTD	5,000,000	4,851,909		- 4,851,909	
	Art And Play Equipment	Keyde Supplies Limited	8,000,000	7,896,000	-	7,896,000	
	Grant	Vocational Training Centres	57,528,116	57,528,116	2,012,283	55,515,833	
	Pemba Vocational Training Center In Mwavumbo Ward	Akiwaaba Investments Limited	7,200,000	6,899,889	2,430,397	4,469,492	
	Galana Girls Hostel In Tsimba Golini Ward	Etso Enterprises	7,200,000	6,837,794	6,837,794	-	
	Administration Block At Msulwa Vtc	Kuleen Investments Limited	7,200,000	6,890,864	-	6,890,864	

County Budget Review And Outlook Paper, 2022

Department	Project Name	Contractor	Approved Budget	Contract Sum	Amount Paid	Balance As At 30 th June 2022	Status/Remarks
	Mwandimu West Vtc Twin Workshop	Mabunians Construction Company Limited	6,000,000	5,888,419		5,888,419	
	Mwaluvanga Ecde In Kubo South Ward	Garashiga Construction And Supplies Limited	4,998,620	4,998,620		- 4,998,620	
	Bumani Ecde In Ndavaya Ward	Kisdan Enterprises	4,426,078	4,426,078	3,837,831	588,247	
	Sabrina Vtc Twin Workshop	Tredo Investment Limited	4,052,940	4,052,940	4,052,940	-	
	Completion Of Works At Kwale Teaches Training College Phase Ii In Kinango Sub county- Puma Ward	Ifata Engineering Services Limited	36,471,517	36,471,517	9,579,674	26,891,843	
	Kwale Ttc Phase 2	Ahlimco Construction International Limited	19,165,545	19,165,545	19,165,545	-	
	Mavirivirini Vtc Twin Workshop	Reenah (K) Ltd	3,225,022	3,225,022	2,005,614	1,219,408	
	Kiranga Ecde	Emacon Ventures	2,122,917	2,122,917	1,998,076		
	Njalo Ecde	Reenah (K) Ltd	5,984,904	5,984,904	5,984,904	-	

County Budget Review And Outlook Paper, 2022

Department	Project Name	Contractor	Approved Budget	Contract Sum	Amount Paid	Balance As At 30 th June 2022	Status/Remarks
	Gulanze Vtc Twin Workshop	Tredo Investment Limited	3,160,774	3,160,774	3,160,774	-	
	Umba Ecde	Tredo Investment Limited	5,833,797	5,833,797	5,775,681		
	Kikoeni Pry Ecde	Tredo Investment Limited	5,780,273	5,780,273	5,780,246		
	Mdomo Ecde	Le Star Limited	677,950	677,950	677,950	-	
	Mteza Ecde	Kyamco Limited	2,340,161	2,340,161	2,260,161		
	Mwanzungi Ecde	Women Of Galilee General Contractors Limited	3,620,797	3,620,797	2,096,147	1,524,650	
	Magomani Ecde	Bettods Investments Ltd	3,101,410	3,101,410	1,082,176	2,019,234	
	Vanga Ecde Renovation	Salu Solutions Limited	2,606,416	2,606,416	2,606,416	-	
	Dzanikeni Ecde Completion	Tamarat Ventures Supplies & Catering Services	3,450,255	3,450,255	3,340,255		
	Denyenye/Birikani Ecde	Ribu Services Kenya	1,082,176	1,082,176	1,082,176	-	
	Magombani Ecde	Joschea Investments	2,693,334	2,693,334	2,693,334	-	
	Minyanzani Ecde	Al Man Co. Ltd	2,432,926	2,432,926	2,212,288		

County Budget Review And Outlook Paper, 2022

Department	Project Name	Contractor	Approved Budget	Contract Sum	Amount Paid	Balance As At 30 th June 2022	Status/Remarks
	Mkwakwani Ecde Gabion Wall	Asmalia Investments	990,600	990,600	990,600	-	
	Kaya Bombo Ecde	Lanix Holdings Limited	5,677,620	5,677,620	-	5,677,620	
	Boyani Pry Ecde	Niflod Construction And Supplies Limited	5,800,000	5,800,000	5,799,997	3	
	Mali Ya Nuka Ecde	Niflod Construction And Supplies Limited	5,742,000	5,742,000	4,955,114	786,886	
	Manjera Ecde	Lisac Limited	2,993,400	2,993,400	2,119,034	874,367	
	Kitengerwa Ecde	Lanix Holdings Limited	5,742,000	5,742,000	5,642,000	100,000	
	Mitangani Ecde	Lessud Supplies Limited	5,742,000	5,742,000	4,152,498	1,589,502	
	Tumaini Ecde	Lessud Supplies Limited	3,466,463	3,466,463	3,466,463	0	
	Mwaluganje Ecde	Lessud Supplies Limited	5,800,000	5,742,000	5,684,000		
	Vwivwini Ecde	Lanix Holdings Limited	5,742,000	4,972,862	4,203,724	769,138	
	Bara Arabu Ecde Rehabilitation	Maazu Company Limited	2,795,658	2,795,658	2,795,658	-	

County Budget Review And Outlook Paper, 2022

Department	Project Name	Contractor	Approved Budget	Contract Sum	Amount Paid	Balance As At 30 th June 2022	Status/Remarks
	Mikuweni Ecde	Kisua Enterprises	4,164,702	4,112,502	4,060,302		
	Makina Vtc Twin Workshop	Mafazara Enterprises	4,146,702	4,146,702	1,224,730	2,921,972	
	Muhaka Mbavu Ecde	Mafazara Enterprises	3,906,422	3,737,682	3,568,942		
	Zion Miatsani Ecde	Reenah K Ltd	5,688,802	5,688,802	5,688,802	-	
	Ndavaya Pry Ecde	Reenah K Ltd	5,694,020	5,694,020	5,694,020	-	
	Mlola B(Kwa Ngome) Ecde	Yunusu Enterprises Limited	4,231,417	4,231,417	4,211,417		
	Mbujani Ecde	Abestos Limited	3,407,822	3,407,822	3,171,422		
	Gora Kwa Kazungu Ecde	Yunusu Enterprises Limited	2,917,765	2,872,765	2,827,765		
	Kakindu Ecde	Acebay Limited	2,516,944	2,419,944	2,322,944		
	Guro Ecde	Desert Flowers Investments	3,592,112	3,246,254	3,240,225		
	Burglar Proofing Mazeras Yp Admn Block	Yamudzini Investments	1,291,921	1,291,921	1,291,921	-	
	Burglar Proofing Of Matuga Book Store	Joramok Investment	799,919	799,919	799,919	-	
	Two Classrooms And A Toilet At Baraka Ecde Centre	Niflod Construction And Supplies Limited	3,500,000	3,500,000	-	3,500,000	

County Budget Review And Outlook Paper, 2022

Department	Project Name	Contractor	Approved Budget	Contract Sum	Amount Paid	Balance As At 30 th June 2022	Status/Remarks
	Mdune Ecde	Asim Agency Limited	5,899,863	5,217,702	4,535,542	682,161	
	Renovation Of Bang'a Twin Workshop	Jamarat Holdings Limited	2,482,649	2,482,649	2,482,649	-	
	Rehabilitation Of Kamale Vtc	Garashiga Construction And Supplies Company Limited	231,988	231,988			
	Kamale Vtc Girls' Hostel Phase 2	Asim Agency Limited	3,982,604	3,982,604	3,136,136	846,468	
	Toilet At Bang'a(Mteza) Ecde	Aldem General Supplies	1,050,992	1,050,992	1,050,844	148	
	Toilet At Mgome Ecde	Fatumi Enterprises	1,029,337	1,029,337	1,029,336	1	
	Roofing Of Mamba Vtc Computer Lab	Mintdeals Company Limited	1,565,000	1,565,000	1,500,000		
	Roofing Of Mwabungo Computer Lab	Mosmok General Suppliers Limited	1,490,770	1,490,770	596,958	893,812	
	Toilet At Mgombezi B Ecde	Steadfast Group Limited	1,076,360	1,076,360	1,076,351	9	
	Mchinjirini Ecde Renovations	Jeza Investments	1,697,297	1,697,297	1,498,341		
	Kibanda Hasara/Kibaoni Ecde Renovations	Takoza Investment	1,391,650	1,391,650	1,252,450		
	Mkwiro Ecde	Shimoni Trading (K) Limited	7,794,189	7,794,189	7,597,414		
	Mkonjwe Ecde Renovations	Suken Builders Limited	2,007,989	2,007,989	1,816,473		

County Budget Review And Outlook Paper, 2022

Department	Project Name	Contractor	Approved Budget	Contract Sum	Amount Paid	Balance As At 30 th June 2022	Status/Remarks
	Wasini Ecde Renovations	Shimoni Trading (K) Limited	1,789,897	1,789,897	1,789,897	-	
	Makambani Ecde Renovations	Suken Builders Limited	1,513,655	1,513,655	1,513,655	-	
	Toilet At Bondeni Ecde	Tifalito Investments Limited	794,673	794,673		- 794,673	
	Renovation Of Mwamandi Ecde	Kergen Innovations Limited	1,299,994	1,299,994	1,299,994	-	
	Burglar Proofing Of Production Center And Polytechnics	Yamudzini Investments	1,648,386	1,648,386	1,648,386	-	
	Installation And Repairs Of Water Harvesting System In Ecde Centres	Zechat Company Limited	4,962,655	4,962,655		- 4,962,655	
	Furniture And Machines For Production Center	Mwena General Supplies	2,995,000	2,995,000	950,000	2,045,000	
	Computers And Accessories- Kwale Ttc	Vivid Stationers Ltd	3,000,000	3,000,000	1,560,000	1,440,000	
	Washing Machine And Drier- Production Center	Abbresh D Company Limited	2,600,000	2,600,000		2,600,000	

County Budget Review And Outlook Paper, 2022

Department	Project Name	Contractor	Approved Budget	Contract Sum	Amount Paid	Balance As At 30 th June 2022	Status/Remarks
						-	
	Supply And Delivery Of Hair Dressing Equipment And Accessories	Assasins Ventures	3,000,000	3,000,000	-	3,000,000	
	Supply And Delivery Of Machines For Production Center	Luqman Total Investments Limited	2,734,000	2,734,000		2,734,000	
	Mkono Wa Ndugu (Kanana) Ecde	Lyson Logistics	3,513,982	3,513,982	3,495,335		
	Mwachanda Ecde	Optec Ventures	964,248	964,248	894,248		
	Mkulu Ng'ombe Ecde	Ahlimco Co.Intl.Ltd	543,265	543,265	543,265	-	
	Vitsaka Viiri Ecde	Gait- Jel Enterprises	179,969	179,969	-		
	Cheruka Ecde	Gulanze Homes	552,403	552,403	519,923		
	Chamamba Ecde	Multleen And Sons	104,400	104,400			
	Vilalani Ecde	Adiman Limited	3,459,021	3,459,021	3,459,021	-	
	Kamale Ecde	Habsa Construction	1,199,893	1,199,893	973,692		
	Two Classrooms And Toilet At Imara / Maji Ya Chumvi Village	Juliero Enterprises Services	1,227,399	1,227,399	1,014,660		

County Budget Review And Outlook Paper, 2022

Department	Project Name	Contractor	Approved Budget	Contract Sum	Amount Paid	Balance As At 30 th June 2022	Status/Remarks
	Two Classrooms At Kabenderani Ecde	Chizicomp	1,349,929	1,349,929	1,349,927		
	Oldonyo Melikubwa Ecde	Wise Brothers	2,498,674	2,498,674	2,447,320		
	Egu Kwa Kalinga Ecde	Al-Hudah Holdings	182,798	182,798	-		
	Makuluni Vigurungani Ecde	Libiin Logistics Ltd	160,000	160,000	-		
	Chirimani Ecde	Lyson Construction	2,069,641	2,069,641		2,069,641	
	Miridzani Ecde	Libhan	265,157	265,157	-		
	Gazole/Tiribe Ecde	Advance Enterprises	110,000	110,000	-		
	Maweni Ecde	Advance Enterprises	5,292,916	5,292,916	-	5,292,916	
	Chikola Ecde	Desert Flower Investments	190,000	190,000	-		
	Debwe Ecde	Tirah Investments	190,000	190,000	-		
	Tsauni Ecde	Jahjul Enterprises	113,316	113,316	-		
	Gonjora Ecde	Rakimun Company Ltd	177,284	177,284	-		
	Sawasawa Ecde	Al Man Company Limited	182,058	182,058			
	Mivumoni Toilet	Mwangoni Holdings Kenya Ltd	796,071	796,071	796,071	-	
	Viembeni Ecde	Manemane General Ltd	481,749	481,749	481,749	-	

County Budget Review And Outlook Paper, 2022

Department	Project Name	Contractor	Approved Budget	Contract Sum	Amount Paid	Balance As At 30 th June 2022	Status/Remarks
	Gandini Ecde	Bettods Investments Ltd	137,008	137,008			
	Muhaka Mutambwe Ecde	Beilandos Ventures	140,000	140,000	-		
	Madongoni Ecde	Dhurud Management Solutions	255,197	255,197	-		
	Two Classrooms At Mkwakwani Ecde	Mwangoni Holdings Kenya Ltd	865,380	865,380	-	865,380	
	Mwaroni Juwaje Ecde	Jienga Investments	4,102,303	4,102,303	3,609,124	493,179	
	Mwamambi Ecde	Kaya Kwale	5,291,601	5,291,601	-	5,291,601	
	Matope Ecde	Glowing Star	127,600	127,600			
	Tingani Ecde	Petcon Agencies	3,456,436	3,456,436	3,374,774		
	Bangeni Ecde	Westros Construction	5,298,851	5,298,851	2,315,140	2,983,711	
	Perimeter Wall Gulanze Yp	Herujajo Enterprises	3,776,576	3,776,576	-	3,776,576	
	Jorori Ecde	Fransa	140,111	140,111			
	Magomani Ecde	Denkavo	2,788,413	2,788,413	-	2,788,413	
	Mvumoni Ecde	Jirani Mwema	104,393	104,393			
	Mrindadze B Ecde	Mwangoni Holdings	822,389	822,389	-	822,389	
	Dzendereni Ecde	Samoaw Contractors	154,224	154,224			
	Chipangani Ecde	Halsa Solution	146,160	146,160	-		

County Budget Review And Outlook Paper, 2022

Department	Project Name	Contractor	Approved Budget	Contract Sum	Amount Paid	Balance As At 30 th June 2022	Status/Remarks
	Dudu Ecde	Kisua Enterprises	140,121	140,121	-		
	Doti Ecde	Malindi Comtech Ltd	122,047	122,047	-		
	Ryakalui	Tirah Investment Ltd	130,000	130,000			
	Karyaka	Kwangi Building Construction Co. Ltd	130,000	130,000			
	Mkwadzuni Ecde	Oncord	538,140	538,140	538,140	-	
	Mangawani Ecde	Damalin Enterprises Ltd	171,065	171,065			
	Mwele Makondenii Ecde	Rumaisah Holdings Ltd	5,190,791	5,190,791	3,147,219	2,043,572	
	Mwamtenda Ecde	Advanced Enterprises	113,907	113,907			
	Bondenii Ecde	Reenah K Ltd	577,230	577,230	577,230	-	
	Kalwembe Ecde	Eaglerock Consortium Limited	110,432	110,432	-		
	Marenje Ecde	Eurogulf Construction Limited	200,000	200,000	-		
	Mkonjwe Ecde/Dzombo	Eaglerock Consortium Limited	1,717,780	1,717,780	-	1,717,780	
	Mwarutswa Ecde	Rumaisah Holdings Ltd	525,720	525,720	525,720	-	
	Kamale Yp Girls Hostel	Mkuyu Enterprises Ltd	883,844	883,844	-	883,844	

County Budget Review And Outlook Paper, 2022

Department	Project Name	Contractor	Approved Budget	Contract Sum	Amount Paid	Balance As At 30 th June 2022	Status/ Remarks
	Rila Ecde	Dambale Enterprises	125,074	125,074			
	Miloeni Ecde	Dockside Plumbers And General Contractor	116,000	116,000			
	Vinuni Ecde	Dockside Plumbers And General Contractor	458,906	458,906		458,906	
	Mwandimu Youth Polytechnic	Bumbani Contractors	235,000	235,000	-		
	Pungu Yp-Twin Workshop	Dockside Plumbers And General Contractor	414,861	414,861	-	414,861	
	Mwanjamba E.C.D.E	Lukore Estate Co. Ltd	127,255	127,255	-		
SUB TOTAL			800,507,378	799,681,249	445,398,659	344,723,934	
VOTE3070: WATER SERVICES		Kwawasco	117,494,803	117,494,803		117,494,803	Funds not Disbursed
	Water And Sanit						
	Marere - Mkongani Pipeline Proposed Mtsangatamu Pumping Station & Bahakanda Tank Pending Works.	Librio Africa Limited	1,038,825	1,038,825		1,038,825	Contractor abandoned project half way. Project Terminated .
	Rehabilitation/ Construction Of Mkurumuji Majimboni Mungano Water Project Pipeline-Kubo South	Intercity Link	4,987,200	4,987,200	4,987,187		Completed and in use

County Budget Review And Outlook Paper, 2022

Department	Project Name	Contractor	Approved Budget	Contract Sum	Amount Paid	Balance As At 30 th June 2022	Status/ Remarks
	Proposed Improvement Marere Godoni Kwale Water Supply System Pipeline (Replaced By Proposed Supply And Installation Of Two Surface Water Pump At Mwandabara.)	Macsill Contractors Ltd	5,747,000	5,747,000	5,747,000	-	Completed and in use
	Proposed Construction Of Pipeline Extension From Dzombo Water Tank To Mamba And Mwanguda In Dzombo Ward-Phase 1	Ifata Engineering Services Ltd	(1)	(1)		(1)	Completed and in use
	Proposed Rehabilitation & Improvement Of Mwanda - Matumbi Pipeline (Ngeyeni - Matumbi Section)(Rehabilitation And Expansion Of Mwanda Matumbi Water Pipeline (Replacement Of Delapidated Pipeline)	Chilongola Holdings	3,500,000	3,500,000	3,499,985		Completed and in use
	Rehabilitation Of Kinango Amani Water Pipeline Phase 1 In Kinango	Rujil Investments	1,828,155	1,828,155	1,828,155	-	Completed and in use

County Budget Review And Outlook Paper, 2022

Department	Project Name	Contractor	Approved Budget	Contract Sum	Amount Paid	Balance As At 30 th June 2022	Status/Remarks
	Rehabilitation/ Construction Of 6 Water Pans And Dams [County Machinery/Hire] In Ndayaya (Mwaluvuno Dam), Ngathini In Vanga, Kwa Kamanza Dam In Mwereni, Mlafyeni And Kakwajuni In Mkongani & Mackinon Wards @ Kshs 3m Per Dam/Water Pan	Acebay	3,121,155	3,121,155	3,121,155	-	Completed and in use
	Construction Of Chigombero Dam -Provision For 2017/18 Budget Deficit For Ongoing Works @ Kshs 5M-(Replaced By Hire Of Machinery Of Tsahuni And Dzimavu Water Pan.)	Perfcon	3,500,000	3,500,000	3,499,985		Completed and in use
	Construction Of Dams/Water Pans In Mwavumbo Ward- Chidzipwa Dam @ Kshs 10m)	Shekem General Supplies	1,500,000	1,500,000	1,500,000	-	Completed and in use
	Construction Of Mwanzungi Dam (Installation Of Water Treatment System) In Samburu Ward	Aliox Enterprises	2,500,000	2,500,000	2,422,173		Completed and in use

County Budget Review And Outlook Paper, 2022

Department	Project Name	Contractor	Approved Budget	Contract Sum	Amount Paid	Balance As At 30 th June 2022	Status/ Remarks
	Construction Of A Water Purification Plant At Mtaa In Kasemeni Ward	Greencast Contractors	2,696,457	2,696,457	2,696,454		Completed and in use
	Construction Of Staff House And Fencing For Busho Kilibasi Pump Station In Mackinon Rd Ward(To Support PROPOSED FENCING OF WATER FACILITIES IN DZOMBO AND MWERENI WARD- 2,601,590	Cidyrandu Sea Supplies	2,671,265	2,671,265	2,549,615		Completed and in use
	Marere-Mkongani Pipeline - Construction Of Staff House And Fencing At Pump Tank Site (Tserezani) In Mkongani Ward	Abestos Limited	3,999,666	3,999,666	3,999,160		Completed and in use
	Construction Of By Pass Pipeline From Samburu Kamale Chanzou Pipeline To Silaloni Tank	Triple H Investments Ltd	-	-		-	Completed and in use
	Construction Of Reservoir Tank At Chirima Cha Uha In Puma Ward	Powerlead Limited	170,000	170,000		170,000	Pending payment of balance
	Development Of Deri BH Water Supply In Mkongani Ward	Marte Merchants Limited	1,758,020	1,758,020	1,758,020	-	Completed and in use
	Development Of Kikwezani BH Water Supply In Vanga Ward	Vetomode Contractors	1,449,317	1,449,317	1,449,316	1	Completed and in use

County Budget Review And Outlook Paper, 2022

Department	Project Name	Contractor	Approved Budget	Contract Sum	Amount Paid	Balance As At 30 th June 2022	Status/Remarks
	Construction Of Mwena - Maledi - Mwereni Secondary School Pipeline Extension In Mwereni Ward	Linspring Supplies	2,845,480	2,845,480	2,845,480	-	Completed and in use
	County Flagship Project 2 Construction Of Dziweni Dam- Phase 2: Treatment Works In Ndavaya Ward	Powerlead Limited	9,822,100	9,822,100	8,406,300	1,415,800	Elevated steel Tank, Pumping Unit installed and pipeline connection from outlet to elevated tank complete. However, contractor is yet to complete pump house
	Provision For Budget Shortfall For Development Of Kizingo Dam Phase 1 In Mackinon Road Ward	Aqal Limited	4,893,924	4,893,924	4,893,924	-	All tendered works completed.
	Support To Community Water Projects (Pumps/Motors , Dam Embankment/Spillway , Pipes & Pipe Fittings/Accessories), Power Bills And Water Treatment Chemicals For Community Managed Schemes	Comarco Supply Base/Shimoni Trading (K) Ltd/Powerlead Limited /Aqal Limited /Artpen/Jabie Enterprises Ltd	17,272,723	17,272,723	17,133,985		Completed and in use

County Budget Review And Outlook Paper, 2022

Department	Project Name	Contractor	Approved Budget	Contract Sum	Amount Paid	Balance As At 30 th June 2022	Status/Remarks
	Proposed Pipeline Extension From Magaoni Borehole To Magaoni Health Center In Kinondo Ward	Shaika Limited	-	-		-	Completed and in use
	Extension Of Water Pipeline From Maphombe Market To Maphombe Primary To Eshu To Kilulu To Magodi From Mafisini Market To Mafisini Primary In Ramisi Ward	Juliero Enterprises And Services	637,092	637,092	637,092	-	Completed and in use
	Magodzoni-Mwamivi-Muongano Pipeline- Phase 2(Provide For Inadequate Funding In 2018/20 FY) In Tiwi Ward	East Africa Aquatech Drilling Ltd	3,539,160	3,539,160	3,539,160	-	Completed and in use
	Construction Of Water Pipeline Chalangwa And Kikwezani In Vanga Ward	Joymac (K) Ltd	4,173,905	4,173,905	4,173,905	-	Completed and in use
	Extension Of Water System From Tobora To Vanga Hospital And The Surrounding Areas In Vanga Ward	Pania Enterprises Ltd	915,588	915,588	915,588	-	Completed and in use

County Budget Review And Outlook Paper, 2022

Department	Project Name	Contractor	Approved Budget	Contract Sum	Amount Paid	Balance As At 30 th June 2022	Status/ Remarks
	Rehabilitation Of Samburu Silaloni Pipeline (Replacement Of Highly Dilapidated Kibaoni-Mwarophesa Pipeline Section) In Samburu Ward	Sparva General Supplies	4,530,314	4,530,314	4,530,314	-	Completed and in use
	Proposed Pipeline Extension From Chibubu To Gona B Village In Kasemeni Ward	Arsim Investments	3,583,398	3,583,398	3,583,398	-	Completed and in use
	Proposed Installation Of Solar Pumping System And Construction Of Water Point At Nguluku Borehole In Dzombo Ward, Kwale County	Rusky Enterprises	4,500,000	4,500,000	4,490,124		Completed and in use
	Development Of A Borehole At Makalani-Drilling And Installation With Solar Powered Pump With A CWP(MVUM ONI Village Unit) In Gombato Ward	Geodina Enterprises	2,395,110	2,395,110	2,395,110	-	Completed and in use

County Budget Review And Outlook Paper, 2022

Department	Project Name	Contractor	Approved Budget	Contract Sum	Amount Paid	Balance As At 30 th June 2022	Status/ Remarks
	Development Of One Borehole WS Schemes At Bakari Munga Magutu Village Unit- Drilling, Equipping With Solar/Electric Pump And Construction Of Tower And At Least 1km Length Of Pipeline With Two Water Points/Kiosks In Ukunda Ward	Sparva General Supplies	1,189,674	1,189,674	1,189,674	(0)	Completed and in use
	Drilling Of Boreholes At Kiembe Dodo, Mienzeni Kwa Mbule (Mosque), And Makondeni Trading Centre @ 2.5M Each In Waa Ward	Perfcon Limited	-	-	-	-	Completed and in use
	Drilling Of A Borehole At Bumbani In Kundutsi In Tsimba Golini Ward	Double Portion	-	-	-	-	Completed and in use
	Rehabilitation Of Borehole At Kiwambale In Pongwe Ward	Malindi Comtech Ltd	1,111,500	1,111,500	1,111,500	-	Completed and in use
	Drilling And Equipping Of Two Boreholes At Bando Primary And Kwa Magongo (Between Menzamwenye And Kiranze) In Dzombo Ward	Lisac Limited	3,101,898	3,101,898	3,101,898	-	Completed and in use
	Rehabilitation Of Ndavaya Borehole In Ndavaya Ward	Uvuoni Geotech Ltd	1,355,280	1,355,280	1,355,280	-	Completed and in use

County Budget Review And Outlook Paper, 2022

Department	Project Name	Contractor	Approved Budget	Contract Sum	Amount Paid	Balance As At 30 th June 2022	Status/Remarks
	Test Pumping Of Boreholes	East Africa Aquatech Drilling Ltd	624,912	624,912	624,912	-	Completed and in use
	Construction Of A Dam At Mkwajuni In Mazumalume In Tsimba Golini Ward	Reenah (K) Ltd	2,297,079	2,297,079	1,815,222		Completed and in use
	Construction Of A Water Pan At Mkomani Dam, Mtsaviani Village Unit In Mkongani Ward	Reenah (K) Ltd	-	-		-	Completed and in use
	Gombaumale Dam Phase 3- Construction Of Water Treatment/Filtration Unit And Water Point In Kinango Ward	Lestar Limited	3,999,581	3,999,581	3,999,581	-	Completed and in use
	Construction Of A Water Pan At Kambingu In Ndavaya Ward	Nicra Engineering Ltd	1,329,357	1,329,357	1,329,357	0	Completed and in use
	Chigombero Dam Phase 2- Fencing, Fixing Of Troughs And Pipeline Extension To Kitsangatsiki, Chigombero C, Chigombero A And Chigombero B And Installation Of Water Storage Tanks In Mwavumbo Ward	Auto Business	529,023	529,023	529,023	-	Completed and in use
	Dziweni Dam Phase 3 In Ndavaya Ward	Aqal Limited	646,120	646,120	646,120	-	Completed and in use

County Budget Review And Outlook Paper, 2022

Department	Project Name	Contractor	Approved Budget	Contract Sum	Amount Paid	Balance As At 30 th June 2022	Status/ Remarks
	Kizingo Dam Phase 2: In Mackinon Road Ward	Aqal Limited	11,461,235	11,461,235	11,461,235	-	Completed and in use
	Proposed Pipeline Extension From Majikuko Tower To Madongoni Ecde	Kebby General Supplies Ltd	7,500,000	7,493,095	7,479,552		Completed and in use
	Mazeras Water Supply Improvement In Kasemeni Ward		10,000,000	10,000,000		10,000,000	Project tendered twice but all bids were non responsive.
	Construction Of Water Pipeline From Mukuro Vidzangani – Dupharo – Gurujo In Mackinon Ward	Kamora General Limited	7,350,018	7,350,018		7,350,018	Project tendered and awarded.
	Development Of Borehole At Vingujini KWSCRIP Exploratory BH- Phase 1 In Ramisi Ward	East Africa Aquatech Drilling Ltd	7,000,000	6,961,206	3,702,732	3,297,268	Project tendered and awarded. Project implementation ongoing
	Extension Of Water Pipeline From Mtulu-Chengoni In Samburu Ward	Putech Limited	7,500,000	7,500,000		7,500,000	Project tendered and awarded. Project implementation ongoing
	Survey And Design Projects (Boreholes, Pipelines, Dams / Etc.) Replaced By Borehole Test Pumping	East Africa Aquatech Drilling Ltd	1,500,000	1,499,198		1,500,000	Survey of water pans and dams and pipelines completed. Tender for Test Pumping of 15no drilled boreholes awarded and Test pumping completed.

County Budget Review And Outlook Paper, 2022

Department	Project Name	Contractor	Approved Budget	Contract Sum	Amount Paid	Balance As At 30 th June 2022	Status/ Remarks
	Environmental Impact Assessment And Water Abstraction Authorization	Reenah Limited	2,000,000	1,998,680	1,998,680	1,320	ESIA for Bububu water proect, Majimboni Musulwa pipeline and Boa Matopeni flood plain tendered and awaded . Assessment done
	Water Quality Monitoring (Supply And Delivery Of Water Treatment Chemical)	Diham Supplies And Construction Limited	1,500,000	1,500,000	1,500,000	-	Water treatment chemicals delivered
	Water And Sanitation Project	Kwawasco	600,000,000	600,000,000	211,388,777	388,611,223	Kshs 211,288,777 disbursed and transferred to KWAWASCO
	Grant To Kwawasco & 20M For Ukunda Urban Water Supply Improvement WRAP	Kwawasco	20,000,000	20,000,000	20,000,000	-	Grant Transferred
	Maintenance Of Community Water Projects (Pumps/Motors , Dam Embankment/S pillway , Pipes & Pipe Fittings/ Accessories), Power Bills And Water Treatment Chemicals For Community Managed Schemes	Comarco Supply Base/KPLC	77,716,917	77,716,917	75,182,621	2,534,296	Projects tendered , and awarded. All completed and operational

County Budget Review And Outlook Paper, 2022

Department	Project Name	Contractor	Approved Budget	Contract Sum	Amount Paid	Balance As At 30 th June 2022	Status/Remarks
	Bububu Water Supply Project Phase 2: Construction Of Water Treatment System And Improvement Of Water Supply Network In Tsimba Golini Ward		18,000,000	18,000,000		18,000,000	Project tendered two times but in both attempts all bids turned non responsive. The Project was Re tendered 3rd time but procurement process completed past 31st May and after 30th June 2022. Project implementation deferred to next FY 2022-2023
	Piping Of Water From Lukore Mosque Tank To The Maternity At Lukore Dispensary In Kubo South Ward		2,000,000	2,000,000		2,000,000	Project Tendered but all bids were non responsive. Project implementation deferred to next FY 2022-2023
	Pipeline Extension From Mzee Chicha-Kaya Waa In Waa Ng'ombeni Ward	Jaygon Agencies Limited	4,956,142	4,956,142	4,867,212		Completed and operational
	Construction Of Water Pipeline From Jego –Kiwegu –Mwamose And Adjacent Areas In Vanga Ward(Proposed Relocation Of Tsuini Elevated Tank In Vanga Ward)	Jelsatec Limited	4,500,000	4,500,000		4,500,000	Project tendered but bid sum above available/approved budget. Project deferred to next FY 2022-2023 due to inadequate budget
	Extension Of Water Pipeline From Vwivwini Primary To Chinuni In Pongwe Kikoneni Ward	Brele Ventures	1,892,424	1,500,000	1,497,184		Completed and Operational

County Budget Review And Outlook Paper, 2022

Department	Project Name	Contractor	Approved Budget	Contract Sum	Amount Paid	Balance As At 30 th June 2022	Status/ Remarks
	Extension Of Mwangea Water Pipeline In Samburu Chengoni Ward	Kebby General Supplies Ltd	6,000,000	6,000,000	5,970,552		Completed and Operational
	Construction Of A Water Pipeline From Vikinduni-Chigombero A And C - Kwa Shasha In Mwavumbo Ward	Super Agram Holdings Limited	4,500,000	4,500,000	4,499,837		Completed and Operational
	Extension Of Water Pipeline From Madukani Junction To Nihutu In Mwavumbo Ward	Tina Max Company Limited	4,600,000	4,590,549	4,532,549		Completed and Operational
	Extension Of Mtsangatifu-Kaluweni Water Pipeline In Mwavumbo Ward	Zubeir Investments	4,500,000	4,500,000	4,428,414		Completed.
	Construction Of Water Kiosks And Storage Tank At Kiziamonzo In Kinango Ward	Cidyrandou Sea Supplies Enterprise	3,500,000	3,500,000	3,436,210		Completed and in use
	Construction Of A Water Pipeline From Geti To Mwanyundo In Kinango Ward	Asim Agency Limited	4,000,000	4,000,000	3,435,099		Completed and in use.
	Construction And Extension Of Water Pipeline From Gandini - Chizini In Kinango Ward	Austech Solutions Limited	5,000,000	5,000,000	4,988,798		Completed and in use

County Budget Review And Outlook Paper, 2022

Department	Project Name	Contractor	Approved Budget	Contract Sum	Amount Paid	Balance As At 30 th June 2022	Status/ Remarks
	Construction And Extension Of Water Pipeline From Gandini Town To Gandini Dispensary In Kinango Ward	Amey Construction	2,000,000	1,998,126	1,963,326		Completed and in use
	Construction Of Water Pipeline From Kigato Borehole To Mwatate Village Behind KSG In Waa Ng'ombeni Ward	Shaika Limited	3,500,000	3,500,000		3,500,000	Procurement process concluded and awarded. Implementation works ongoing
	Construction Of Water Tower At Mwandimu VTC	Heyfan Enterprises	5,000,050	5,000,050		5,000,050	Project awarded and implementation ongoing. Pending work to be completed since balance of funds from tender bid provided and in 3rd Supplementary budget approved by CA on 29th June 2022
	Pipeline Extension From Nyalani To Mwangoni To Bang'a (Pipeline Extension From Vigurungani To TTC At Bang'a) In Puma Ward- KDSP Grant II	Ekaya Limited	22,491,953	102,491,953		22,491,953	Procurement concluded and awarded. Mobilization of necessary equipment and materials ongoing
	Ukunda Urban Water Supply Improvement Wrap		-			-	Grant Transferred
	Construction Of Water Tower At Mkwambani Masjid In Kinondo Ward	Rusky Enterprises	3,149,751	3,149,751	3,033,757		Complete and operational

County Budget Review And Outlook Paper, 2022

Department	Project Name	Contractor	Approved Budget	Contract Sum	Amount Paid	Balance As At 30 th June 2022	Status/ Remarks
	Purchase Of Borehole Drilling Materials For Ten (10No) Boreholes	Wilsors Limited	10,600,000	10,600,000	10,582,030		Materials delivered and being used for drilling of boreholes in various parts of the county
	Purchase Of A Pump Testing Kit		2,900,000	2,900,000		2,900,000	Project tendered two times but in both attempts all bids turned non responsive. . Project implementation deferred to next FY 2022-2023
	Development Of A Borehole Equipped With Solar Pump And Pipeline Extension To Kwa Mzee Mwalaini And/Or Rasso In Ukunda Ward	Delpo Investments Ltd	4,671,000	4,671,000	1,709,840	2,961,160	Borehole drilled and equipping ongoing. Pending work to completed since balance of funds from tender bid provided and in 3rd Supplementary budget approved by CA on 29th June 2022
	Construction Of Water Tower At Kinondo Centre In Kinondo Ward (Proposed Drilling Of Kinondo Centre Borehole)	Cobiac Holdings Limited	3,500,000	3,500,000		3,500,000	Project Tendered and awarded. Driling works ongoing
	Extension Of Water Supply From Mtambwe To Mtsangatifu In Kinondo Ward	Joyang Enterprises Limited	4,760,000	4,750,432	4,601,952		Complete and in use
	Drilling And Vequiping Of Borehole At Mlungunipa (Mzee Mwadzuya) In Gombato Ward	Karimu Limited	4,460,000	4,460,000	4,328,308		Complete and in use

County Budget Review And Outlook Paper, 2022

Department	Project Name	Contractor	Approved Budget	Contract Sum	Amount Paid	Balance As At 30 th June 2022	Status/ Remarks
	Equipping Of A Solar Powered Borehole With Water Tower At Kingwede Dispensary In Ramisi Ward		-			-	Consolidated and tendered as one Open Tender Project.
	Construction Of Solar Powered Borehole At Sawasawa Kobo Mosque		-			-	
	Drilling Of Solar Powered Borehole At Kinango Masjid In Ramisi Ward		-			-	
	Equipping Of A Solar Powered Borehole With Water Tower At Sawa Sawa Cobo Mosque, Kingwede Dispensary And Kinango Masjid In Ramisi Ward	East Africa Aquatech Drilling Ltd	6,200,000	6,200,000	4,925,992	1,274,008	Complete and in use. Due to budget shortfall two boreholes (Sawasawa and Kinango Ndogo) were drilled and equipped. However, Pending work (installation of Kingwede Borehole) to be completed since balance of funds from tender bid provided and in 3rd Supplementar y budget approved by CA on 29th June 2022
	Renovation And Rehabilitation Of Panama/Shimoni Borehole In Pongwe Kikoneni Ward	Reenah Limited	6,000,000	6,000,000	5,996,446	3,554	Tendered and awarded. Implementation ongoing

County Budget Review And Outlook Paper, 2022

Department	Project Name	Contractor	Approved Budget	Contract Sum	Amount Paid	Balance As At 30 th June 2022	Status/ Remarks
	Drilling And Equipping Of Boreholes At Mafungoni In Dzombo Ward	Mwitixo Raj Enterprises	3,000,000	2,988,160	2,930,160		Completed and in use
	Drilling And Equipping Of A Borehole At Mamba Dispensary In Dzombo Ward	Tivap Enterprises	4,500,568	4,252,792	4,229,592		Complete
	Drilling And Installation Of Solar Powered Pumps For 5 No, Boreholes Namely Kinyungu, Muri ndiro, Kikonde, Dunguni And Mali Ya Nuka In Dzombo Ward	East Africa Aquatech Drilling Ltd	12,000,000	12,000,000	7,838,990	4,161,010	Implementation ongoing. Pending work to completed since balance of funds from tender bid provided and in 3rd Supplementary budget approved by CA on 29th June 2022
	Extension Of Water Pipeline From Kwa Masai To Mamba In Dzombo	Agilistar Limited	5,000,000	5,000,000		5,000,000	Ongoing
	Drilling Of A Borehole At Kwa Magongo In Dzombo Ward	Danisky Enterprises Ltd	3,000,000	3,000,000	2,999,470		Complete and in use
	Installation Of Solar Pumps At Nguluku And Mrima Boreholes And Reticulation Of Water Supply From Nguluku Borehole	Greencast Contractors	4,997,593	4,997,593		4,997,593	Project awarded but contractor not mobilised yet. Contractor issued with two default notices, pending termination
	Drilling And Equipping Of Solar Powered Borehole At Mwalewa Secondary School	Marte Merchants Limited	3,826,000	3,825,448	3,127,094	698,906	Complete and undergoing testing

County Budget Review And Outlook Paper, 2022

Department	Project Name	Contractor	Approved Budget	Contract Sum	Amount Paid	Balance As At 30 th June 2022	Status/ Remarks
	Drilling And Equipping Of Solar Powered Boreholes With Water Tower At Mbokweni, Galani, Simkumbe And Mwachema Villages In Tiwi Ward	East Africa Aquatech Drilling Ltd	12,000,000	12,000,000	2,768,414	9,231,586	Due to inadequate budget 3no BHs will be developed. Drilling and testpumping of two of three BHs completed. Implementation works ongoing. However, Pending work to completed since balance of funds from tender bid provided and in 3rd Supplementary budget approved by CA on 29th June 2022
	Pipeline Extension From Tiwi Sport Borehole In Tiwi Ward	Auto Business Tech Limited	3,586,446	3,586,446	2,681,572	904,874	Complete and in use. Pending work to completed since balance of funds from tender bid provided and in 3rd Supplementary budget approved by CA on 29th June 2022
	Pipeline Extension From Borehole At Mkoyo To Makambani In Tiwi Ward	Emwam Enterprises	3,500,000	3,500,000	2,979,460	520,540	Awarded works Complete and in use
	Construction Of Pipeline Extension From Likoni Borehole At Mwaluvanga In Kubo South Ward	Felkha Enterprises Limited	2,000,000	1,994,446	1,879,946		Awarded works Complete and in use

County Budget Review And Outlook Paper, 2022

Department	Project Name	Contractor	Approved Budget	Contract Sum	Amount Paid	Balance As At 30 th June 2022	Status/ Remarks
	Drilling Of A Borehole At Nzovuni/Mangawani In Kubo South Ward	Rusky Enterprises	6,500,000	6,500,000	6,442,640	57,360	Complete and in use. Pending work to completed since balance of funds from tender bid provided and in 3rd Supplementarily budget approved by CA on 29th June 2022
	Drilling And Equipping Of Magundo, Mwele Masjid And Mabatani Villages In Matuga In Waa-Ngombeni Ward	East Africa Aquatech Drilling Ltd	7,000,000	7,000,000	2,975,562	4,024,438	Due to budget deficit only 2no BHs (Mwele and Magundo) will be developed. Drilling of Mwele BH complete and installation ongoing. Drilling of Magundo BH pending. Contractor served with first default notice
	Drilling Of Chitsakamatsa Borehole	Jelsatec Limited	4,500,000	4,500,000	3,390,100		Complete and in use
	Drilling Of A Borehole At Kivuleni (Faraja) In Pongwe Kikoneni	Hoffina Agencies	2,925,779	2,925,779		2,925,779	Borehole drilled. Equipping ongoing
	Rehabilitation Of Chanyiro Borehole In Mkongani Ward	Tamqis Company Limited	2,000,000	2,000,000	1,999,990		Complete and in use

County Budget Review And Outlook Paper, 2022

Department	Project Name	Contractor	Approved Budget	Contract Sum	Amount Paid	Balance As At 30 th June 2022	Status/ Remarks
	Drilling And Equipping Of A Borehole With Water Tower Tank At Mama Mwakombo Nimalumbo Plot Between Mwaroni A And Mwaroni B In Gombato Bongwe Ward	Jolly Mode Ltd	4,000,000	4,000,000	3,918,248		Complete and operational
	Drilling And Equipping Of Jongoni Borehole In Samburu Chengoni	Pendavy Enterprises	2,120,000	2,112,870	2,006,470		Complete and operational
	Construction/ Rehabilitation Of A Dam At Kichwa Cha Mtu At Banda Wacho In Mwereni Ward	Reenah Limited	6,500,000	6,500,000	6,365,239		Complete
	Mwaluvuno Dam Embankment Strengthening And Improvement Water Supply System In Ndavaya Ward	Jabaal Construction	6,500,000	6,500,000	6,491,221		Complete. Scope of works scaled down due to budget deficit
	Construction Of Water Pan At Jua Kali Village In Vanga Ward	Veto Mode	5,000,000	5,000,000	4,844,334		Complete and in use
	Installation Of Solar Pumps At Makobeni, Zia Ra Dundo And Muyuni Boreholes		6,000,000	6,000,000		6,000,000	Project tendered two times but in both adverts all Bids were non responsive. Project deferred to next FY 2022-2023

County Budget Review And Outlook Paper, 2022

Department	Project Name	Contractor	Approved Budget	Contract Sum	Amount Paid	Balance As At 30 th June 2022	Status/ Remarks
	Rehabilitation Of Gozani Water Pan: Troughs For Livestock, Treatment Works And Kiosks In Puma Ward	Cobiac Holdings Limited	6,035,043	6,035,043		6,035,043	Project awarded. Pending commencement of construction works
	Construction Of A Dam At Madzila (Yapha A) In Kinango Ward	Tina Max Company Limited	5,000,000	5,000,000		5,000,000	Ongoing
	Construction/ Rehabilitation Of A Water Pan At Gure In Mackinon Ward	Putech Limited	4,649,982	4,649,982	4,532,210		Complete
	Rehabilitation Of Kakwajuni Dam In Mkongani Ward	Rusky Enterprises	7,780,000	7,776,381		7,780,000	Awarded pending commencement of Construction works
	Construction Of A Water Pan At Golasingo	Lestar Limited	3,500,000	3,495,080	3,495,080		Complete
	Construction Of A Water Pan At Mwareni B(Kikapuni)	Teben Investments Company Limited	3,956,760	3,956,760	3,956,760	-	Complete
	Construction Of A Water Pan At Boyani	Agilistar Limited	4,924,200	4,924,200	4,921,706		Complete
	Construction Of A Water Pan, Kwa Hassan In Mackinon Road Ward	Foxes Enterprises	2,000,000	1,997,597	1,994,597		Complete
	Construction Of Water Pan At Boyani Kwa Mtunga In Kasemeni Ward	Zinduka Limited	5,000,000	4,984,320	4,890,154		Complete
	Construction Of A Water Pan At Mugupha In Mwereni Ward	The New Cabin	5,000,000	4,995,830		5,000,000	Awarded . Construction works ongoing

County Budget Review And Outlook Paper, 2022

Department	Project Name	Contractor	Approved Budget	Contract Sum	Amount Paid	Balance As At 30 th June 2022	Status/ Remarks
	Construction Of Water Pan At Mtibwani In Mwereni Ward	Kingjet Ventures	5,000,000	4,999,671	4,987,724		Complete
	Rehabilitation Of An Open Well With Water Tower At Mvumoni Kwa Mzee Dziko In Gombato Bongwe Ward	Midadhu Limited	1,900,000	1,900,000	1,756,991		Complete
	Construction Of A Recreation Dam At Deteni Sawasawa In Ramisi Ward		-			-	
	Drilling Of Borehole And Installation Of Solar Powered Water At Dzibwage Kwa Mwajoto In Ramisi Ward		2,500,000	2,500,000		2,500,000	Awarded but winning bidder declined offer siting too low budget. Project deferred to next FY 2022-2023
	Drilling Of Borehole And Installation Of Solar Powered Water At Gonjora ECDE Centre In Ramisi Ward	Debana Agency	2,500,000	2,500,000	2,082,300		Complete and in use
	Construction Of A Dam At Kwadzoo In Dzombo Ward		-			-	Location of old water pan has also land ownership issues and area community resolved to identify another site for a new water poan and Funds moved to fuel to facilitate construction with county machinery

County Budget Review And Outlook Paper, 2022

Department	Project Name	Contractor	Approved Budget	Contract Sum	Amount Paid	Balance As At 30 th June 2022	Status/ Remarks
	Construction Of Mteza Dam In Mwereni Ward Phase I	Kamora General Limited	6,500,000	6,500,000		6,500,000	Awarded and construction ongoing
	Mwakalanga Dam Phase 3: In Mwereni Ward	Micraaj/Mac sill	20,502,000	20,501,361	20,501,361		Complete and in use
	Dziweni Dam Phase 4 In Ndavaya Ward	Jabaal Construction	6,000,000	6,000,000	5,910,311		Complete and in use
	Kizingo Dam Phase 3 In Mackinon Road Ward	Aqal Limited	7,500,000	7,498,209	7,018,209		Complete and operational
	Construction Of A Dam At Silaloni (Mwangoni Area) Phase I In Samburu Chengoni	Arsim Investments	4,000,000	3,999,680	3,999,680		Complete and in use
	Rehabilitation Of Mwakunde Dam In Samburu Ward	Joymac Kenya Limited	5,000,000	5,000,000	3,997,128	1,002,872	Revised scope of work Complete and in use. Pending work to completed since balance of funds from tender bid provided and in 3rd Supplementarily budget approved by CA on 29th June 2022
	Construction Of A Medium Size Dam At Bofu - Phase 2 In Kasemeni Ward	Carorism Enterprises	3,500,000	3,499,140	3,499,140		Complete and in use
	Development Of Matuga Well Field Phase 1 In Waa Ng'ombeni Ward		8,000,000	8,000,000		8,000,000	Not Awarded.
SUB TOTAL			1,360,668,940	1,439,900,220	667,228,108	687,384,279	

County Budget Review And Outlook Paper, 2022

Department	Project Name	Contractor	Approved Budget	Contract Sum	Amount Paid	Balance As At 30 th June 2022	Status/Remarks
VOTE3071: ROADS AND PUBLIC WORKS	County Flagship Project 1 - Kona Ya Jadini - Lotfa Road	Lenda Construction Company Limited	35,836,395	134,346,511	35,325,198	511,198	On Going
	Flagship Project 3: Tarmacking Of Mkilo Kalalani Mavirivirini Luweni Road	Equistar Limited	45,004,861	160,004,861	36,824,614	8,180,248	On Going
	County Flagship Project 2 - Tarmacking Of Kona Ya Musa – Mabokoni – Kona Ya Masai Road In Ukunda, Gombato/Bongwe Wards	End To End Limited	18,958,144	277,977,685	-	18,958,144	Awaiting Court Jugdement
	Purchase Of Bucket Truck	Isuzu East Africa Limited	13,250,000	13,071,000	13,071,000		Supplied
	Construction And Equipping Of A Workshop And Fueling Bay/ Depot At The County Headquarters	Le Star Limited	4,624,525	14,447,742	4,624,525	-	Complete
	Construction Of Fire Station (Additional Budget) In Ukunda Ward	Reenah K Limited	2,650,591	10,706,025	2,623,550		Complete
	Construction/ Rehabilitation Of County Access Roads: Millenium - Magutu Pry Rd In Ukunda Ward	Kuuza Contractors	1,498,720	1,498,720	-	1,498,720	Complete
	Improvement Of Mwaluganje-Kibaono-Lutsangani Road	Mwikamu Agencies	2,231,892	2,231,892	2,222,328		Complete

County Budget Review And Outlook Paper, 2022

Department	Project Name	Contractor	Approved Budget	Contract Sum	Amount Paid	Balance As At 30 th June 2022	Status/ Remarks
	Cabro Paving Of Humwaka- New Mkwakwani Primary Road	Greencast Contractors	4,992,482	4,992,482	4,810,984		Complete
	Rehabilitation Of Kigaleni- Zigira Rd	Le Star	5,174,112	5,174,112	4,334,243		Complete
	Cabro Paving Of Sawasawa – Batiboa Beach Road	Classic Building Works Ltd	5,530,110	5,530,110	5,256,751		Complete
	Cabro Paving Of Sawasawa – Batiboa Beach Road -Phase 2	Carorism Enterprises Ltd	3,000,000	3,000,000	-	3,000,000	Complete
	Rehabilitation Of Mwangwei- Ganda Rd	Amareen Traders	2,401,748	4,036,800	2,250,400		Complete
	Construction Of Maumba Bridge	Le Star	8,271,064	8,271,065	8,205,666		Complete
	Rehabilitation Menzamwenye - Kinyungu Rd	Le Star	4,669,088	4,669,088	4,216,078		Complete
	Opening, Grading And Gravelling Of Maledi-Mbuji- Kwa Begombe- Kasemeni Road	Jabaal Construction Ltd	7,111,624	7,111,624	7,111,612		Complete
	Murraming Of Ngurungani- Mbuyuni Road	Economic Crescent Ltd	2,030,413	3,937,047	2,029,501		Complete
	Construction Of A Footbridge At Gwirani Kwa Mbondo	Grandplex Construction LTD	3,715,828	3,715,828	3,239,932		Complete
	Upgrading Of Chai To Chikola Road With Murram And Drift	Putech	5,939,856	5,939,856	5,905,618		Complete
	Construction Of A Drift Along Mwangosho – Noloni- Mtsamviani Road	Roxen Ltd	4,793,506	4,793,506	4,535,768		Complete

County Budget Review And Outlook Paper, 2022

Department	Project Name	Contractor	Approved Budget	Contract Sum	Amount Paid	Balance As At 30 th June 2022	Status/ Remarks
	Construction Of A Drift Along Miatsani-Mlafyeni Road In Mkongani	Tivap Enterprises Ltd	659,860	2,909,860	570,924		Complete
	Opening Of County Access Road From Kasageni-Gogi-Kitondo-Bemwaka To Gulanze Road	Power Lead Ltd	3,796,570	6,169,350	3,787,168		Complete
	Construction Of Road From Kwa Teuzi-Minazini-Mwandiga - Yapha	Charry Business Ventures	842,160	5,235,080	828,240		Complete
	Opening Of Dokata –Kwa Kalinga-Mwangaure-Gurujo Road	Morazu	746,429	3,902,847	745,880		Complete
	Rehabilitation Of Vinyunduni-Bomani-Kwa Sidi Road	Gatithini Investments	3,999,508	3,999,508	3,875,618		Complete
	Opening, Grading And Gravelling Of Samburu – Ng'onzini-Mbararani Road	Pendavy Enterprises Ltd	5,326,766	5,326,766	4,424,356		Complete
	Rehabilitation Of Kokotoni - Mavirivirini - Mwanda Rd	Nahsra Limited	4,935,684	4,935,684	4,903,552		Complete
	Construction Of Street Lights Along Blue Jay – Kongo Mosque Road	Kejswar Consultants	770,426	1,496,952	745,426		Complete
	Installation Of Floodlight At Rondwe (Kwa Mzee Mwadele)	Gatithini	43,505	1,493,673	-		Complete
	Construction Of Street Lights At Ibiza Road	Kejswar Consultants	770,117	1,496,643	740,117		Complete

County Budget Review And Outlook Paper, 2022

Department	Project Name	Contractor	Approved Budget	Contract Sum	Amount Paid	Balance As At 30 th June 2022	Status/Remarks
	Installation Of Street Lights At Kona Ya Chale	Wecko Company Ltd	766,379	1,480,925	746,379		Complete
	Street Lighting At Shirazi	Mohsin Aquatech	607,925	1,181,437	473,516		Complete
	Street Lighting At Mwananyamala	Mohsin Aquatech	762,266	1,481,364	623,119		Complete
	Street Lighting At Ng'ombeni Primary	Etso Enterprises Ltd	747,532	1,495,064	736,532		Complete
	Street Lighting At Mbweka Primary	Rakimun Co. Ltd	785,419	1,499,965	757,418		Complete
	Street Lighting At Kinagoni Trading Center	Putech Limited	1,499,910	1,499,910	1,497,383		Complete
	Street Lighting At Kwa Kadogo Trading Center (500mtrs)	Mintdeals Company Ltd	1,488,823	1,488,823	1,488,823	-	Complete
	Street Lighting At Samburu Town	Wilsors Company Ltd	7,896,302	7,896,302	7,896,302	-	Complete
	Street Lighting At Gwirani Junction	Etso Enterprises	747,532	1,495,064	736,532		Complete
	Street Lighting At Kivyogo Village In Kinondo Ward	Jomo Aquaculture	766,960	1,490,507	741,960		Complete
	Street Lighting At Ndeme Village In Kinondo Ward	Tungesten General Supplies And Construction	1,450,607	1,450,607	1,450,607	-	Complete
	Opening Of Mwangulu To Tingani To Bondeni To Mzuri To Vigogoni-Kwa Nyanje Road-KRB	Reenah K Limited	2,610,879	2,610,879	2,574,879		Complete
	Construction/ Rehabilitation Of County Access Roads: Ndavaya - Mtumwa Rd: Drift, Grading & Gravel In Ndavaya Ward-KRB	Home And Houses	1,264,740	3,298,500	1,262,000		Complete

County Budget Review And Outlook Paper, 2022

Department	Project Name	Contractor	Approved Budget	Contract Sum	Amount Paid	Balance As At 30 th June 2022	Status/Remarks
	Murraming Of Mabokoni-Blue Jay	Powerlead	1,205,008	4,651,436	1,195,751		Complete
	Murraming Of Mivumoni Mafisini Road (KRB)	Zuedazee	2,885,100	4,868,520	2,623,920		Complete
	Rehabilitation Of Mgone-Ramisi Road	Le Star	6,120,000	5,196,974	5,051,510		Complete
	Murraming And Grading Of Makwenyeni-Umoja-Mikamini-Kwa Nyanje-Chindi Dispensary Road	Power Lead Ltd	-	4,734,378	-	-	Complete
	Rehabilitation Of County Access Road: Jimbo Rd	Kyamu Construction	9,254,162	9,254,162	-	9,254,162	On Going
	Grading And Murraming Of Mbegani-Jorori Road	Sochary Investment	2,846,759	5,380,080	2,702,800		Complete
	Rehabilitation Of Kombani-Chidzumu Road	Helizon Trading	646,400	2,606,000	-		Complete
	Murraming Of Mwachema – Dima Road	Roxen Ltd	4,642,640	4,642,640	4,622,230		Complete
	Grading And Gravelling Lukore-Kibuyuni-Kang'ethe 2.2Km Road	Powerlead Ltd	2,076,516	4,725,997	2,018,649		Complete
	Rehabilitation Of Kidiani-Rashid-Kilulu Road	Lanix Holdings Limited	2,167,125	4,220,030	1,961,275		Complete
	Rehabilitation Mkomba-Mtsamviani	Mwangoni Holdings	2,184,254	5,041,734	1,857,864		Complete

County Budget Review And Outlook Paper, 2022

Department	Project Name	Contractor	Approved Budget	Contract Sum	Amount Paid	Balance As At 30 th June 2022	Status/ Remarks
	Grading And Murraming Of Bonje Forest- Bonje Bridge Road	Zuedazee Enterprises	4,782,494	4,782,494	4,766,663		Complete
	Rehabilitation Of Odessa - Matumizi-Kwa Mama Betty- N'ngori Road	Killi Enterprises Ltd	8,730,762	8,730,762	-	8,730,762	On Going
	Grading And Murraming Of Mwaroni School- Rondwe Road In Gombato- Bongwe	Home And Houses	1,904,484	1,904,484	1,900,776		Complete
	Opening Up Of Wasini-Mkwiro Road		3,000,000	3,000,000		3,000,000	Insufficient Budget
	Stretlighting At Mwaruphesa Village In Samburu- Chengoni Ward	Stacable Limited	2,240,140	2,199,533	2,197,724		Complete
	Proposed Cabro Paving Of Co- Operative Bank To Kahaf Masjid	Powerlead Ltd	66,114	6,133,756			Complete
	Opening Of Mwamanga Giriama Dance-Jungle Snake Park- Chidzangoni Road In Gombato/ Bongwe Ward	Jabaal Construction Co. Ltd	6,270,368	6,270,368	-	6,270,368	On Going
	Murraming Of Shamu - Jambo - Shee Village Elder - Kona Musa - Mabokoni Road	Zueda Zee Enterprises	5,000,000	4,926,549	4,918,458		Complete
	Opening Of Road Kona Ya Mei To Lotfa Road Near The Junction At Kwa Mzee Mwajoshho	Easy Express General Trading Ltd	2,000,000	1,999,000	-	2,000,000	Complete

County Budget Review And Outlook Paper, 2022

Department	Project Name	Contractor	Approved Budget	Contract Sum	Amount Paid	Balance As At 30 th June 2022	Status/ Remarks
	Rehabilitation Of Kwa Mzee Mwararaza - Mwarabundo Road In Ukunda Ward	Mbumba Logistics Limited	3,000,000	2,973,010	2,809,462		Complete
	Murraming Of Ajab Godown (Mvinden) - Kwa Mufyu Road In Ukunda Ward		2,500,000	2,500,000	-	2,500,000	Retender
	Rehabilitation Of Kwa Maranzi - Kwa Mwakulonda (Jambo) - Kwa Majani (Ukunda Scheme) - Kwa Mwakasi (Kambe) Road Using County Machinery In Ukunda Ward	Amareen Traders	3,000,000	3,000,000	-	3,000,000	On Going
	Rehabilitation Of Mzee Salama-Tambalu's Plot-Royal-Mzee James Nyakiti Road	Shaika Limited	1,000,000	999,920	-	1,000,000	Complete
	Rehabilitation Of Madongoni-Majikuko Road In Kinondo Ward	Zueda Zee Enterprises	2,500,000	2,494,673	2,494,384		Complete
	Rehabilitation Of Kinondo Centre-Kaya Kinondo Road In Kinondo Ward	Roxen Limited	2,500,000	2,495,505	2,439,712		Complete
	Cabro Paving Of Galu – Madago Beach Road In Kinondo Ward	Le Star Limited	4,844,625	4,844,625	4,836,947		Complete
	Murraming And Gravelling Of Makongeni Village - Rafiki Kenya - Shimo La Makaa Road In Kinondo Ward	Keby General Supplies	5,410,240	5,410,240	5,014,601		Complete

County Budget Review And Outlook Paper, 2022

Department	Project Name	Contractor	Approved Budget	Contract Sum	Amount Paid	Balance As At 30 th June 2022	Status/Remarks
	Opening And Construction Of Culverts Of Kwa Dori - Gazi BMU Road In Kinondo Ward	Foxes Limited	3,000,000	2,988,102	-	3,000,000	On Going
	Improvement And Upgrading Of Mwachande To Eshu Rd With Murraming And Cross Culvert In Ramisi Ward	Aliavi Limited	5,000,000	4,985,883	4,985,028		Complete
	Murraming Of Kingwede Kwa Chief - Mivumoni Beach Road With Support From County Machinery In Ramisi Ward		2,000,000	2,000,000	-	2,000,000	Retender
	Cabro Paving Of Bomani Kwa Soro - Vidungeni - Milalani Road In Ramisi Ward		5,500,000	5,500,000	-	5,500,000	Retender
	Cabro Paving Of Kisite - Nice View Road In Ramisi Ward	Powerlead Limited	6,043,052	6,043,052	6,040,081		Complete
	Cabro Paving Of Sawasawa - Mkunguni Beach Road Phase 2 In Ramisi Ward	Abestos Limited	6,124,207	6,124,207	6,114,747		Complete
	Cabro Paving Of Msambweni Hospital Beach Park Road In Ramisi Ward	Asim Agency	5,000,000	4,999,310	-	5,000,000	On Going
	Cabro Paving Of Chibiriti To Kingwede Girls Secondary School Road	Powerlead Limited	6,390,227	6,390,227	6,109,737		Complete

County Budget Review And Outlook Paper, 2022

Department	Project Name	Contractor	Approved Budget	Contract Sum	Amount Paid	Balance As At 30 th June 2022	Status/ Remarks
	Rehabilitation Of Mng'ongoni Chigato In Waa/ Ng'ombeni	Greencast Contractors	2,000,000	1,999,637	-	2,000,000	On Going
	Cabro Paving Of Ng'ombeni Dispensary Road In Waa Ng'ombeni Ward	Abestos Limited	6,702,000	6,702,000	6,700,475		Complete
	Cabro Paving Of Maganyakulo - Mabatani Road In Waa Ng'ombeni	Lanix Holdings Limited	6,599,168	6,599,168	-	6,599,168	On Going
	Cabro Paving Of Kombani - Mferejini - Beach Road Phase 2 In Waa Ng'ombeni Ward	Abestos Limited	8,897,339	8,897,339	8,889,899		Complete
	Murraming Of Barcelona - Sheep And Goats Road In Waa Ng'ombeni Ward	Tezzo Logistics	4,000,000	3,915,290	3,902,994		Complete
	Cabro Paving Of Sokoni-Tiwi Rural Health Centre Road In Tiwi Ward	Lanix Holdings Limited	12,300,000	12,299,999	-	12,300,000	On Going
	Rehabilitation Of Dzinyenzi/ Chimya /Lunguma Road In Tsimba/Golini Ward	Keby General Supplies	6,690,880	6,690,880	6,667,777		Complete
	Opening And Murraming Of Vyongwani Kwa JJ Maneno-Sheep And Goats- Chikwadzuni Road	Kyamu Construction Co. Ltd	6,018,447	6,018,447	-	6,018,447	On Going

County Budget Review And Outlook Paper, 2022

Department	Project Name	Contractor	Approved Budget	Contract Sum	Amount Paid	Balance As At 30 th June 2022	Status/Remarks
	Road Opening: Kitengerwa To Mashambi Road Using County Machinery In Mkongani Ward		2,000,000	2,000,000	-	2,000,000	Retender
	Rehabilitation Of Tsezani – Kajiweni – Zion Road In Mkongani Ward	Addepa Limited	4,000,000	3,988,080	-	4,000,000	On Going
	Opening And Gravelling Of Checkpoint- Msulwa In Kubo South Ward	Lanix Holdings Limited	6,000,000	5,999,998	-	6,000,000	On Going
	Construction Of A Bridge Along Kidunguni - Kaseveni - Peter Kaula Road At The River In Kubo South Ward	Skewline Contractors	4,000,000	3,999,987	-	4,000,000	On Going
	Gravelling And Murraming Of Perani- Matoroni- Mwamose Rd In Vanga Ward	Zueda Zee Enterprises	4,000,000	3,946,784	3,847,952		Complete
	Construction Of Drifts And Culverts At Mwalewa (Bumbuni) In Vanga Ward		4,000,000	4,000,000	-	4,000,000	Insufficient Budget
	Cabro Paving Of Petrol Station - Kiungani Road In Vanga Ward	Halsa Solution	5,000,000	4,997,222	4,972,854		Complete
	Rehabilitation, Murraming And Installation Of A Drift At Mwangulu - Tingani Road In Mwereni Ward	Kyamu Construction And Engineering Limited	5,700,000	4,430,086	4,399,555		Complete

County Budget Review And Outlook Paper, 2022

Department	Project Name	Contractor	Approved Budget	Contract Sum	Amount Paid	Balance As At 30 th June 2022	Status/Remarks
	Rehabilitation, Murraming And Culverting Of County Access Roads From Mteza, Maringo ni, Kasemeni, Kwa Nyanje, Kalwe mbe, Mapichani In Mwereni Ward	Amkay Limited	5,700,000	5,492,078	5,405,496		Complete
	Rehabilitation, Grading And Gravelling Of Ramisi-Chogombero-Kikoneni Road	Artpen Limited	4,000,000	3,998,752	3,995,620		Complete
	Opening Of Kanana - Kiranga Road In Pongwe Kikoneni Road	Zinduka Limited	4,000,000	4,000,000	-	4,000,000	On Going
	Opening Of Wasini - Mkwiro Road Phase 2 In Pongwe Kikoneni Road		3,000,000	3,000,000	-	3,000,000	Insufficient Budget
	Rehabilitation Of Menzamwenye - Chamunyu Mwanguda Road In Dzombo Ward	Le Star Limited	5,280,320	5,280,320	5,142,698	137,622	Complete
	Graveling And Heavy Murraming Of Kona Ya Mamba - Mamba Road In Dzombo Ward	Le Star Limited	6,462,360	6,462,360	6,424,822		Complete
	Road Opening: Kibandaongo - Dzendereni - Boyani In Kinango Ward		5,000,000	5,000,000	-	5,000,000	Retender
	Road Opening From Kidzaya - Mbita - Kwa Bita In Ndavaya Ward	Maumba General Contractors	5,700,000	5,681,448	5,681,448		Complete

County Budget Review And Outlook Paper, 2022

Department	Project Name	Contractor	Approved Budget	Contract Sum	Amount Paid	Balance As At 30 th June 2022	Status/Remarks
	Gravelling And Grading Of Tata -Rorogi Road In Puma Ward	Rusky Enterprises	5,700,000	5,699,985	5,690,518		Complete
	Heavy Grading, Culverting, Drifting & Murraming Of Mdunguni-Mbande-Bumburi- Road In Mwavumbo Ward	Mintdeals	5,000,000	4,885,050	4,874,134		Complete
	Construction Of Drifts And Culverts At Mtsangatifu - Pemba Road In Mwavumbo Ward	Skewline Contractors	5,000,000	4,987,652	4,950,284		Complete
	Installation Of Culverts At Kalalani Guest House Road In Mwavumbo Ward	Foxes Enterprises	1,500,000	1,478,118	1,396,656		Complete
	Murraming Of Ngurugani - Mbuyuni Road In Kasemeni Ward	Women Of Galilee General Contractors	4,000,000	3,999,912	-	4,000,000	On Going
	Rehabilitation Of Maji Ya Chumvi - Mwangoloto In Samburu Ward.	Kyamco Limited	4,000,000	3,994,577	3,982,512		Complete
	Road Opening: Kinagani-Mungale-Cheruka ECDE Road In Samburu Ward	Charry Business Ventures	4,216,311	4,203,028	4,191,312		Complete
	Rehabilitation Of Mgalani - Busho-Kilibasi Road In Mackinon Ward	Joseree Enterprises	5,000,000	4,955,056	4,951,576		Complete

County Budget Review And Outlook Paper, 2022

Department	Project Name	Contractor	Approved Budget	Contract Sum	Amount Paid	Balance As At 30 th June 2022	Status/Remarks
	Drifts, Culverts And Gravelling Of Magombani, Mwakalanga-Kakateni-Kilimangodo Road In Mwereni Ward	Powerlead Limited	5,883,520	5,883,520	5,836,540		Complete
	Gravelling And Culverting Of Manda - Mwantsefu - Dzirihihi Road In Mwereni Ward	Morere Investments	5,103,671	5,065,256	5,061,080		Complete
	Proposed Cabro Paving Of Mkilo Road In Mwavumbo Budget Shortfall	Zueda Zee Enterprises	4,299,761	4,299,761	-	4,299,761	Complete
	Environmental And Social Impact Assessment		2,000,000	2,000,000	-	2,000,000	Retender
	Provision Of Murrum For Selected County Roads		4,000,000	4,000,000	-	4,000,000	Retender
	Rehabilitation Of Bodo - Bonje Road	Jabaal Construction Ltd	7,000,000	6,976,502	-	7,000,000	On Going
	Rehabilitation Of Kwa Teuzi - Minazini - Mwandiga-Yapha Road	Kyamco Limited	7,024,740	7,024,740	-	7,024,740	On Going
	Road Opening Of Dzovuni - Chibuga-Yapha - Kibandaongo Rd		2,000,000	2,000,000	-	2,000,000	Retender
	Murraming Of Mabokoni-TUM University-Blue Jay Road In Gombato/Bongwe Ward		5,700,000	5,700,000	-	5,700,000	Awaiting Approval

County Budget Review And Outlook Paper, 2022

Department	Project Name	Contractor	Approved Budget	Contract Sum	Amount Paid	Balance As At 30 th June 2022	Status/ Remarks
	Phase 3 Cabro Paving From Cooperative-Ukunda Secondary-Gulf Petrol Station In Ukunda Ward		5,700,000	5,700,000	-	5,700,000	Awaiting Approval
	Rehabilitation Of Nyumba Mbovu – Pinewood Murmuring In Kinondo Ward		5,700,000	5,700,000	-	5,700,000	Awaiting Approval
	Improvement And Upgrading Of Mafisini To Magodi Roads With Two Drifts And Culverts In Ramisi Ward		5,700,000	5,700,000	-	5,700,000	Awaiting Approval
	Murraming Of Bombo-Mbuguni Road In Waa/ Ng'ombeni		5,700,000	5,700,000	-	5,700,000	Awaiting Approval
	Cabropaving Of Sokoni-Mkoyo-Kirima-Amani Beach Road In Tiwi Ward		5,028,242	5,028,242	-	5,028,242	Awaiting Approval
	Murraming Of Vuga Tingeti Dima Road In Tsimba/Golini Ward		5,700,000	5,700,000	-	5,700,000	Awaiting Approval
	Gravelling Of Tiribe-Mbegani-Voya Mulungu Road In Mkongani Ward		5,700,000	5,700,000	-	5,700,000	Awaiting Approval
	Grading And Murraming Of Kidunguni-Kaseveni-Peter Kaula Road In Kobo South Ward		5,700,000	5,700,000	-	5,700,000	Awaiting Approval
	Gravelling Of Mahuruni Kiwegu Road In Vanga Ward		5,700,000	5,700,000	-	5,700,000	Awaiting Approval

County Budget Review And Outlook Paper, 2022

Department	Project Name	Contractor	Approved Budget	Contract Sum	Amount Paid	Balance As At 30 th June 2022	Status/ Remarks
	Gravelling And Culverts Kiranze-Mwamtsefu-Manda Road In Mwereni Ward		5,700,000	5,700,000	-	5,700,000	Awaiting Approval
	Rehabilitation And Gravelling Of Mwangwei-Majoreni Road In Pongwe/ Kikoneni Ward		5,700,000	5,700,000	-	5,700,000	Awaiting Approval
	Gravelling And Murraming Of Nguluku Majimoto Rd In Dzombo Ward		5,700,000	5,700,000	-	5,700,000	Awaiting Approval
	Murraming: Kinango - Amkeni Road In Kinango Ward		5,700,000	5,700,000	-	5,700,000	Awaiting Approval
	Gravelling Of Mwachanda - Mbita Rd And Installation Of Drifts Before Kwa Ruaka And Kakuphani In Ndavaya Ward		5,700,000	5,700,000	-	5,700,000	Awaiting Approval
	Murraming And Grading Of Makuluni - Kilibasi Rd. Drifts And Culvert Installation At Kwa Mrabu, Wenzalambi & Kwa Kasong'oi In Puma Ward		5,700,000	5,700,000	-	5,700,000	Awaiting Approval
	Murraming & Drifting Of Mwabila-Katsimbalwena Road In Mwavumbo Ward		5,700,000	5,700,000	-	5,700,000	Awaiting Approval
	Construction Of Drifts At Kwa Mgtutu & Kwa Ngoloma In Mwavumbo Ward		5,700,000	5,700,000	-	5,700,000	Awaiting Approval

County Budget Review And Outlook Paper, 2022

Department	Project Name	Contractor	Approved Budget	Contract Sum	Amount Paid	Balance As At 30 th June 2022	Status/ Remarks
	Graveling And Grading: Vikinduni - Ziwani Kwa Matano Rd In Kasemeni Ward		657,360	657,360	-	657,360	Awaiting Approval
	Rehabilitation Of Bofu - Guro - Deri Ya Mnavu Road. And Culverts/ Drift Installation At Pangani And Kwa Jawa In Kasemeni Ward		5,700,000	5,700,000	-	5,700,000	Awaiting Approval
	Road Opening: Kamale- Ndowero- Mwangoloto		5,000,000	5,000,000	-	5,000,000	Awaiting Approval
	Rehabilitation Of Kabenderani- Mwangea- Mwandoni- Kinagoni In Samburu Ward.		5,700,000	5,700,000	-	5,700,000	Awaiting Approval
	Murraming And Structuring: Masaruko- Makamini – Kituu Rd In Mackinon Ward		5,700,000	5,700,000	-	5,700,000	Awaiting Approval
	Extension Of Cabro Paving Of Msikiti Nuru - Ukunda Airstrip Road	Powerlead Limited	400,000	4,773,028	399,740		Complete
	Street Lights Along Kona Ya Jadini - Lotfa- Beach Road In Ukunda Ward	Mintdeals Company Limited	4,000,000	3,971,241	3,968,438		Complete
	Installation Of A Floodlight At Lagoon/Baobab /Dream Village In Ukunda Ward	Tungesten General Supplies And Construction	1,500,000	1,499,460	1,495,785	4,215	On Going

County Budget Review And Outlook Paper, 2022

Department	Project Name	Contractor	Approved Budget	Contract Sum	Amount Paid	Balance As At 30 th June 2022	Status/ Remarks
	Installation Of A Floodlight At Mkongani Minane In Mkongani Ward	Mintdeals Company Limited	1,500,000	1,491,637	1,488,709	11,291	Complete
	Installation Of A Floodlight At Bofu Trading Centre	Nomadlink Solution	1,500,000	1,498,956	-	1,500,000	On Going
	Installation Of A Floodlight At Mnyenzi Trading Centre	Austech Solutions Limited	1,500,000	1,499,886	1,497,618	2,383	On Going
	Installation Of A Floodlight At Mvinden Dispensary		1,589,760	1,589,000	-	1,589,760	Retender
	Installation Of Floodlight At Kwa Mufyu Masjid In Ukunda Ward	Etso Enterprises	1,500,000	1,499,990	1,497,902	2,098	On Going
	Construction Of Streetlights At Lutsangani Town Centre In Kinango Ward	Golddove Company Limited	4,000,000	3,995,688	3,993,813		Complete
	Installation Of 20 Metre Floodlight At Msambweni Hospital Beach Park In Ramisi Ward	Jomo Aquaculture Farm Limited	1,493,886	1,493,885	1,481,492	12,394	On Going
	Installation Of 20 Metre Floodlight Atmafuphani In Ramisi Ward	Easy Express General Trading Ltd	1,560,000	1,499,990	1,491,955	68,045	On Going
	Construction Of Streetlights At Agolosingo-Kaya Kinondo In Kinondo Ward	Etso Enterprises	1,500,000	1,500,000	1,495,082		Complete

County Budget Review And Outlook Paper, 2022

Department	Project Name	Contractor	Approved Budget	Contract Sum	Amount Paid	Balance As At 30 th June 2022	Status/ Remarks
	Construction Of Streetlights At Colorado-Mwisho Wa Lami Road In Kinondo Ward		1,500,000	1,500,000	-	1,500,000	Retender
	Extension Of Streetlight From Sokoni-Tiwi Rural Health Centre	Gatithini Investments	2,900,000	2,899,654	2,895,171		Complete
	Installation Of Streetlight Along Sokoni-Mkoyo-Kirima-Amani Beach Road		1,500,000	1,500,000	-	1,500,000	Retender
	Installation Of Floodlight At Kibwaga Kwa Mwamfuga In Tiwi Ward	Multleen & Sons Limited	1,500,000	1,496,530	1,487,572		Complete
	Installation Of Floodlight At Maweni Village In Tiwi Ward	Unitec Prime Limited	1,500,000	1,498,469	1,496,026	3,974	On Going
	Installation Of A Floodlight At Kiweke Sports Field-Tiwi	Gatithini Investments	1,500,000	1,499,810	1,498,608	1,392	On Going
	Installation Of A Floodlight At Mudzimchache In Mkoyo-Tiwi	Wilsors Company Limited	1,500,000	1,498,293	1,490,308	9,692	On Going
	Installation Of A Floodlight At Safina Madrasah Tiwi Sokoni Tiwi	Jomo Aquaculture Farm Limited	1,500,000	1,493,885	1,481,492	18,508	On Going
	Installation Of Floodlight At Puma Sports Field	KPLC	1,550,000	1,550,000	1,408,742	141,258	On Going
	Installation Of Floodlight At Chigombero In Pongwe Kikoneni Road	Steadfast Group Limited	1,500,000	1,490,000	1,482,185	17,815	On Going
	Installation Of A Floodlight At Malomani In	Agilistar Limited	1,500,000	1,499,000	1,497,780		Complete

County Budget Review And Outlook Paper, 2022

Department	Project Name	Contractor	Approved Budget	Contract Sum	Amount Paid	Balance As At 30 th June 2022	Status/ Remarks
	Mackinon Road Ward						
	Installation Of Streetlight At Makina Centre In Mackinon Road Ward	Putech Limited	5,000,000	4,999,376	4,992,025		Complete
	Installation Of A Floodlight At Darad (Kwa Mama Nchizumo Area) In Gombato Bongwe Ward	Kejswar Consultants Limited	1,500,000	1,496,910	1,491,046	8,954	On Going
	Installation Of A Floodlight At Nairobi Area - Tukutane Road In Gombato Bongwe Ward	Women Of Galilee General Contractors	1,500,000	1,499,880	-	1,500,000	On Going
	Installation Of Floodlight At Makuti Near Kwa Mzee Mwachala In Gombato Bongwe Ward	Women OF Galilee General Contractors	1,500,000	1,496,400	-	1,500,000	On Going
	Installation of Floodlight At India In Vanga Ward	Stacable	1,500,000	1,499,925	-	1,500,000	On Going
	Installation Of Floodlight At Mgera In Vanga Ward		1,500,000	1,500,000	-	1,500,000	Retender
	Installation Of Floodlight At Jego In Vanga Ward	Rakimun Company	1,500,000	1,499,980	1,494,739	5,261	On Going
	Installation Of Floodlight At Ngweneni-Lungalunga In Vanga Ward	Rakimun Company	1,500,000	1,499,980	1,494,739	5,261	On Going
Sub Total			735,763,700	1,281,078,799	414,843,986	309,871,242	

County Budget Review And Outlook Paper, 2022

Department	Project Name	Contractor	Approved Budget	Contract Sum	Amount Paid	Balance As At 30 th June 2022	Status/Remarks
VOTE3072: TOURISM AND ICT	Installation Of Wide Area Network	Liquid Telecom Ltd	820,784	7,131,354	820,784	-	Complete
	Improvement Of Maji Moto Ecoresort Development Phase Ii	Stead Fast Group Group Ltd	420,456	5,979,769	-	420,456	On Going
	Installation, Commissioning Of Widearea Network- Ndavaya, Tsimb a, Kinondo And Lunga-Lunga Hospital	LIQUID TELECOM LTD	541,434	4,341,054	541,434	-	Complete
	Construction Of Beach Stalls, Streetlighting, Installation Washrooms And Prayer Rooms At Trade Wings Beach Road	Killi Enterprises	450,705	11,260,990	-	450,705	On Going
	Establishment Of County E-Services And Governance Portal	Digital Vision East Africa	-	3,980,000	-	-	Terminated
	Electrical Wiring At County Hq	Smarton Trading Company Limited	-	4,736,750	4,736,750	(4,736,750)	Complete

County Budget Review And Outlook Paper, 2022

Department	Project Name	Contractor	Approved Budget	Contract Sum	Amount Paid	Balance As At 30 th June 2022	Status/ Remarks
	Construction Of Restaurant-Construction And Completion Of Maji-Eco Resort	Stead Fast Group Ltd	23,708,074	23,708,074	19,734,301	3,973,773	On Going
	Construction Of Beach Stalls And Public Beach Washrooms Along Bidi Badu Beach Access Road	Ndogo Ventures Ltd	4,478,724	4,478,724	4,478,724	-	Complete
	Purchases And Installation Of Biological Waste Digesters Atvtrade Winds Beach	Saelfa Ltd	2,000,000	1,995,206	2,000,000	-	Complete
	Commercial And Office Building Renovation And Repair Service,Office Redesign-Construction Of Tourism Information Bandas At County Entry Points	South Coast Consortium Ltd	2,195,348	4,188,129	-	2,195,348	On Going

County Budget Review And Outlook Paper, 2022

Department	Project Name	Contractor	Approved Budget	Contract Sum	Amount Paid	Balance As At 30 th June 2022	Status/ Remarks
	Sidewalk Construction And Repair Service, Removal Of Cabworks And Repaving Of The Front Walkway- Kongo Mosque Beach Access Road	Stead Fast Group Group Ltd	10,693,866	10,693,866	10,693,866	-	Complete
	Construction Services, Tourism Information Centre And Monuments- Shimoni	Chalongo Building And Construction	4,751,736	4,751,736	1,636,070	3,115,666	On Going
	Sidewalk Construction And Repair Service, Removal Of Cabworks And Repaving Of The Front Walkway-The Lagoon/Baobab Beach Access Road	Stead Fast Group Group Ltd	7,909,000	7,762,088	7,909,000	-	Complete
	Supply And Delivery Of Cisco Switches	Golddove Company Limited	1,451,630	1,495,500	1,451,630	-	Complete
	Supply And Delivery Of Digital Archiving Software	Smart Joba Investments	1,268,450	1,340,900	1,268,450	-	Complete
	Supply Delivery And Installation Of Wifi Hot Spots	Diani Networx Limited	900,000	874,408	900,000	-	Complete

County Budget Review And Outlook Paper, 2022

Department	Project Name	Contractor	Approved Budget	Contract Sum	Amount Paid	Balance As At 30 th June 2022	Status/Remarks
	Installation And Commissioning Of Power Regulators And Stabilizers At Ward Offices	Chatsimba Investment Enterprises	3,000,000	2,937,607	3,000,000	-	Complete
	Fire-Fighting Equipment-Purchase Of Fire Extinguishing Equipments	New Links Supplies Limited	2,693,768	2,693,760	2,693,760	8	Complete
	Supply,Installation,Configuration And Commissioning Of Structured Cabling Local Area Network And Wireless Connectivity-Kinango Sub County Hospital Laboratory Block	Stead Fast Group Ltd	1,300,000	1,283,076	1,300,000	-	Complete
	Supply,Installation,Configuration And Commissioning Of Structured Cabling Local Area Network And Wireless Connectivity-Kinango Sub County Hospital Laboratory Block	Stead Fast Group Ltd	-	1,156,520	1,156,520	(1,156,520)	Complete
Sub Total							
VOTE3074: PUBLIC SERVICE AND ADMINISTRATION	Construction Of Buspark Kinango	Ahlimco International Company Ltd	594,623	594,623		594,623	Complete

County Budget Review And Outlook Paper, 2022

Department	Project Name	Contractor	Approved Budget	Contract Sum	Amount Paid	Balance As At 30 th June 2022	Status/Remarks
	Fabricated Container For Enforcement Officers	Raisam Ventures	1,623,219	1,623,219	1,280,909	342,310	Complete
	Construction Of Msambweni Subcounty Office	Lestar Ltd	19,693,884	19,693,884	19,693,884	-	Complete
	Purchase Of Skip Bins (12)	Wise Btothers And General Contractors	8,000,000	8,000,000	7,935,920	64,080	Complete
	Renovation Of Six Ward Offices	Ndogo Ventures	10,330,744	10,330,744	10,330,744	-	Complete
	Installation Of Grill Doors For Administrator Office	Lestar Ltd	2,780,000	2,780,000	2,780,000	-	Complete
	Fencing And Tank Installation At The Kinango Subcounty Office	Maali Ltd	2,484,406	2,484,406	2,484,406	-	
SUB TOTAL			45,506,876	45,506,876	44,505,863	1,001,013	
VOTE3075: KWALE MUNICIPALITY	Proposed Baraza Park Landscaping, Cabro paving and installation of streetlights (Kwale municipality)	Cadillac Tradelink Ltd	29,120,799	28,448,632	-	29,120,799	Site Handed Over
	Proposed environmental and social impact assessment a head of Baraza park landscaping	Green sense international limited	1,000,000	665,733	-	1,000,000	Draft Report Submitted To Nema For Certification
	Proposed project feasibility study a head of Baraza park landscaping	Green sense international limited	1,000,000	817,112	-	1,000,000	Draft Report Submitted To Nema For Certification
SUB TOTAL			31,120,799	29,931,477	-	31,120,799	

County Budget Review And Outlook Paper, 2022

Department	Project Name	Contractor	Approved Budget	Contract Sum	Amount Paid	Balance As At 30 th June 2022	Status/Remarks
VOTE3076: DIANI MUNICIPALITY	Heavy Grading And Murraming Of Access Roads Within Darad - 3km	Valtra International Ltd	9,000,000	9,000,000	9,000,000	-	Complete
	Proposed Gravelling Of Blue Jay Kongo Mosque Rd	Kensar Genaral Supplies And Construction Co.	3,698,730	3,698,730	3,698,730	-	Complete
	Proposed Landscaping Of Diani Beach Road Phase 111	Chary Ventures	10,983,033	10,983,033	10,983,033	-	Complete
TOTAL			23,681,763	23,681,763	23,681,763	-	

County Budget Review And Outlook Paper, 2022