



Republic of Kenya



County Government of Wajir

ANNUAL DEVELOPMENT PLAN 2015/16

KENYA

VISION **2030**

A Globally Competitive and Prosperous Kenya

COUNTY VISION AND MISSION

Vision

A peaceful, cohesive and prosperous county, affording quality life for its citizens

Mission

To spearhead participative, transformative, equitable and sustainable development through efficient systems to achieve quality life for all

TABLE OF CONTENTS

COUNTY VISION AND MISSION	II
TABLE OF CONTENTS	III
ABBREVIATIONS AND ACRONYMS	V
FOREWORD	VIII
ACKNOWLEDGEMENT	IX
1.0 INTRODUCTION	1
1.2 PHYSIOGRAPHIC AND NATURAL CONDITIONS	2
1.3 ADMINISTRATIVE UNITS.....	2
1.4 DEMOGRAPHIC FEATURES	4
1.5 HUMAN DEVELOPMENT APPROACH.....	8
1.6 POLITICAL UNITS	9
1.7 INFRASTRUCTURE AND ACCESS	11
1.8 LAND AND LAND USE	12
1.9 COMMUNITY ORGANIZATIONS/NON-STATE ACTORS	12
1.11 FORESTRY AND AGRO FORESTRY	15
1.12 ENVIRONMENT AND CLIMATE CHANGE	16
1.13 MINING.....	17
1.14 TOURISM.....	17
1.15 INDUSTRY	18
1.16 EMPLOYMENT AND OTHER SOURCES OF INCOME	18
1.17 WATER AND SANITATION	19
1.18 HEALTH ACCESS AND NUTRITION.....	20
1.19 EDUCATION AND LITERACY	21
2.0 INTRODUCTION	23
2.1 MAJOR DEVELOPMENT CHALLENGES	23
CHAPTER 3: RESOURCE MOBILIZATION	28
3.0 INTRODUCTION	28
3.1 SOURCE OF REVENUES	28
3.2 COUNTY GOVERNMENT EXPENDITURE	29
3.3 MANAGEMENT OF COUNTY FINANCE.....	29
3.4 CHALLENGES LIKELY TO BE EXPERIENCED AND POSSIBLE SOLUTION	29
3.5 CAPITAL PROJECTS FUNDING	30
3.6 ASSETS AND FINANCIAL MANAGEMENT	31
CHAPTER FOUR: PROJECTS/ PROGRAMME PROPOSALS	32
4.1 DEPARTMENT OF WATER	32
4.2 ENERGY, ENVIRONMENT AND NATURAL RESOURCES.....	33
4.3 PUBLIC SERVICE, LABOUR AND DECENTRALISED SERVICES	36
4.4 FINANCE AND ECONOMIC PLANNING.....	37
4.5 INFORMATION COMMUNICATION AND E-GOVERNMENT.....	39
4.6 PUBLIC WORKS, ROADS AND TRANSPORT.....	40
4.7 AGRICULTURE, LIVESTOCK AND LIVESTOCK DEVELOPMENT	46
4.8 TRADE, CO-OPERATIVE, INDUSTRY, TOURISM & WILDLIFE.....	51
4.9 LANDS, HOUSING AND PHYSICAL PLANNING	52

4.10	PUBLIC HEALTH, MEDICAL SERVICES AND SANITATION	54
4.11	EDUCATION, YOUTH, GENDER AND SOCIAL SERVICES.....	57
4.12	TOWN ADMINISTRATION	59
CHAPTER FIVE: IMPLEMENTATION, MONITORING AND EVALUATION.....		61
5.1	INTRODUCTION	61
5.2	INSTITUTIONAL FRAMEWORK FOR MONITORING AND EVALUATION	61
5.3	IMPLEMENTATION, MONITORING AND EVALUATION MATRIX	62

ABBREVIATIONS AND ACRONYMS

ABE	Adult Basic Education
ACE	Adult and Continuing Education
AIDS	Acquired Immunodeficiency Syndrome
ALDEF	Arid Land Development Focus
ALRMP	Arid Land Resource Management Project
ARD	Agriculture and Rural Development
ART	Anti-Retroviral Therapy
ARV	Anti-Retroviral
ASAL	Arid and Semi-Arid Lands
BCC	Behavioural Change Communication
CACC	Constituency Aids Control Council
CADP	County Annual Development Plan
CAHWs	Community Animal Health Workers
CBO	Community Based Organization
CCK	Communication Commission of Kenya
CDC	Community Development Committee
CDF	Constituency Development Fund
CDTF	Community Development Trust Fund
CDP	County Development Profile
CDPO	County Development Planning Officer
CDR	Crude Death Rate
CEISP	Community Empowerment and Institutional Support Programme
CFA	Community Forest Association
CHEW	Community Health Education Worker
CHW	Community Health Worker
CMEC	County Monitoring and Evaluation Committee
CMR	Child Mortality Rate
CYEDF	Constituency Youth Enterprise Development Fund
DIDC	District Information and Documentation Centre
DRR	Disaster Risk Reduction/ Drought Risk Reduction
DTC	District Technical Committee
ECDE	Early Childhood Development Education
EA	Environmental Audit
EFA	Education For All
EIA	Environmental Impact Assessment
EMCA	Environment Management Coordination Act
EMIS	Education Management Information System
ENNDA	Ewaso Nyiro National Development Authority
ERSWECS	Economic Recovery and Wealth Employment Creation Strategy
EWS	Early Warning System
FBO	Faith Based Organization

FFA	Food For Asset
FGM	Female Genital Mutilation
FM	Frequency Modulation
FPE	Free Primary Education
FSA	Financial Services Association
GDP	Gross Domestic Product
GER	Gross Enrolment Rate
GoK	Government of Kenya
GPI	Gender Parity Index
HIV	Human Immuno-deficiency Virus
HG	High Grade
HNSP	Hunger Safety Nets Programme
ICT	Information and Communications Technology
ID	Identification Card
IEBC	Independent Electoral and Boundaries Commission
IGA	Income Generating Activity
IMR	Infant Mortality Rate
KDF	Kenya Defence Force
KDHS	Kenya Demographic and Health Survey
KEWI	Kenya Water Institute
KFS	Kenya Forest Service
KIHBS	Kenya Integrated Household Budget Survey
KKV	<i>Kazi Kwa Vijana</i>
KPHC	Kenya Population and Housing Census
KWFT	Kenya Women Finance Trust
KWS	Kenya Wildlife Service
LATF	Local Authority Transfer Fund
LG	Low Grade
LPG	Liquefied Petroleum Gas
MFI	Microfinance Institution
MG	Medium Grade
MGDs	Millennium Development Goals
MoE	Ministry of Education
MTEF	Medium Term Expenditure Framework
MTP	Medium Term Plan
NACC	National Aids Control Council
NADMA	National Disaster Management Authority
NALEP	National Agricultural and Livestock Extension Programme
NDMA	National Drought Management Authority
NEMA	National Environment Management Authority
NER	Net Enrolment Rate
NGOs	Non-Governmental Organization
NIB	National Irrigation Board

NNMR	Neo Natal Mortality Rate
NWCPC	National Water Conservation and Pipeline Conservation
NWSB	Northern Water Service Board
OPD	Out Patient Department
OVC	Orphans Vulnerable Children
PA	Pastoral Association
PLWHAs	People Living With HIV AIDs
PMC	Project Management Committee
PMTCT	Prevention of Mother To Child Transmission
PNNMR	Post Neo Natal Mortality Rate
PPPs	Public Private Partnerships
PPP	Purchasing Power Parity
PSI	Project Sub Implementers
PTA	Parent Teachers Association
PTR	Pupil Teacher Ratio
REA	Rural Electrification Authority
SACCO	Saving and Credit Cooperative Society
SIDA	Swedish Industrial Development Assistance
SMC	School Management Committee
TBA	Traditional Birth Attendant
TB	Tuberculosis
TOWA	Total War Against Aids
TSC	Teachers Service Commission
UHF	Ultra High Frequency
UNICEF	United Nations Children Education Fund
USAID	United States Aid
U5MR	Under Five Mortality Rate
VCT	Voluntary Counselling and Testing
VHF	Very High Frequency
VSF	Veterinaries' San Frontiers
YEDF	Youth Enterprise Development Fund
WFP	World Food Programme
WRMA	Water Resource Management Authority
WRUA	Water Resource Users' Association
WSTF	Water Services Trust Fund
WUA	Water Users' Association

FOREWORD

The Constitution of Kenya article 220(2) says that the national legislation will give the structure of county development plans and budgets when they shall be tabled to the county assemblies. The Public Finance Management Act, 2012 Section 126 states that each county shall prepare a development plan which will include strategic priorities for the medium term that reflect the county government's priorities and plans; description on how the county government is responding to changes in the financial and economic environment; programmes to be implemented and their details and description of significant capital developments.

It is important to note that as a county government we have developed a county integrated development plan which is our blue print and hence no public funds shall be appropriated outside a planning framework developed by the county executive committee and approved by the county assembly. The County Integrated Development plan (CIDP) provides the foundation for the preparation of the County Annual Development Plan (CADP) which provides comprehensive baseline information on infrastructural and socio-economic characteristics of the county and will be the basis of spending and budgeting in the county for financial year 2015/16.

The County departments will be expected to be guided by this plan as they undertake to work within their Sector Working Groups for the purpose of budget process which will start in October 2014. The County Executive Committee is expected to supervise the administration and delivery of services to citizens as well as conceptualize and implement policies and county legislation.

Through the CADP, County's priority projects and programmes have been identified to drive the aspirations of the Vision, 2030. It is expected that increased public participation in all stages of project cycle, will help enhance the key goal of devolution. I therefore call upon all the stakeholders to play an active role in actualizing the aspiration of the County Annual Development Plan (2015/2016).

Salah Adan

CEC, Finance and Economic Planning

ACKNOWLEDGEMENT

The second County Annual Development Plan was prepared with the support of Wajir County Government under the able leadership of **H.E. AHMED ABDULLAHI**, The Governor. We would like to appreciate the role played by all County Executive Committee Members. In addition, I appreciate the tireless efforts of all the County Chief Officers for their timely submission of their respective departmental reports which went a long way in providing the required data for preparation of this plan, thank you all for making the process a success.

I would also like to appreciate the role played by the County Executive Committee Member- Finance and Economic Planning Mr Salah Abdi for coordinating and facilitating the planning team led by the County Development Planning Officer, Mr. Stephen Muoka, Sub-County Development Planning Officers Mr. Donald Matumaini and Mr. Abubakar Abdi, without your efforts the process would not have materialized within the timeline.

To all those who were involved, we salute you but at the same time appreciate that the greater challenge lies in the actual utilization and implementation of the CADP for the intended purpose which is basis for budgeting and spending in the county and achievement of both the County Vision as well as The Kenya Vision 2030.

Farah A. Osman

CCO, Finance and Economic Planning

CHAPTER ONE: COUNTY GENERAL INFORMATION

1.0 Introduction

This chapter gives the background information on the socio-economic and infrastructural information that has a bearing on the development of the county. The chapter provides description of the county in terms of the location, size, physiographic and natural conditions, demographic profiles as well as the administrative and political units.

In addition, it provides information on infrastructure and access; land and land use; community organizations/non-state actors; crop, livestock and fish production; forestry, environment and climate change; mining; tourism; employment and other sources of income; water and sanitation; health access and nutrition, education and literacy, trade, energy, housing, transport and communication, community development and social welfare.

Detailed data is presented in the fact sheet in appendix I.

1.1 Location and Size

Wajir County is located in the North Eastern region of Kenya. The county lies between latitudes 3° N 60' N and 0° 20' N and Longitudes 39° E and 41° E and covers an area of 56,685.9 Km². It borders Somalia to the East, Ethiopia to the North, Mandera County to the Northeast, Isiolo County to the South West, Marsabit County to the West and Garissa County to the South. The map below shows the location of Wajir County in the country.

Map 1: Location of the County in Kenya



Source: Kenya National Bureau of Statistics, 2013

1.2 Physiographic and natural conditions

1.2.1 Physical and Topographic Features

Wajir County is a featureless plain and lies between 150 metres and 460 metres above sea level and along latitude 1°45'N and longitude 40°4'E. Its Altitude is 244 m (801 ft.). The plain rises gently from the south and east towards the north rising to 200 metres at Buna and 460 metres at Bute and Gurar at the foothills of Ethiopian highlands.

There is the highly seasonal Ewaso Nyiro River and Lake Yahud. The county is prone to seasonal flooding during the rainy seasons which makes roads impassable. The county has seasonal swamps which together with drainage lines serve as grazing zones during dry season and for cultivation during the rainy seasons. The seasonal swamps are in Lagboghohol area and in the western and southern part of Habaswein area. The county is generally covered with young sedimentary rocks with loamy soils in the north bordering the Ethiopian highlands. The county has considerable deposits of Limestone and sand which are used in the local building industry.

1.2.2 Ecological Conditions

Wajir County is a semi-arid area falling in the ecological zone V-VI. Zone V receives rainfall between 300-600mm annually, has low trees, grass and shrubs. On the other hand zone VI receives an annual rainfall of 200-400mm. The county receives an average of 240 mm of rainfall per year. The rainfall is usually erratic and short making it unfavourable for vegetation growth. There are two rainy seasons' i.e. short and long rains. The short rains are experienced between October to December and the long rains from March to May each year. Crop activity is carried out in the Lorian swamp and along the drainage lines in Bute. The crops grown in the area are sorghum, beans and vegetables.

1.2.3 Climatic Conditions

The county experiences annual average relative humidity of 61.8 per cent which ranges from 56 per cent in February to 68 per cent in June. The county does not experience frost conditions. The county receives an average of 240 mm precipitation annually or 20 mm each month. There are 24 days annually in which greater than 0.1 mm of precipitation (rain, sleet, snow or hail). June is the driest month with an average of 1 mm of rain across zero days while April is the wettest month with an average of 68 mm of rain, sleet, hail or snow across 6 days. The higher areas of Bute and Gurar receive higher rainfall of between 500mm and 700mm.

The average temperature is 27.9 °C. The range of average monthly temperatures is 3.5 °C. The warmest months are February & March with an average of 36°C while the coolest months are June, July, August & September with an average low of 21 °C.

1.3 Administrative units

1.3.1 Administrative sub divisions (Sub county, divisions, locations)

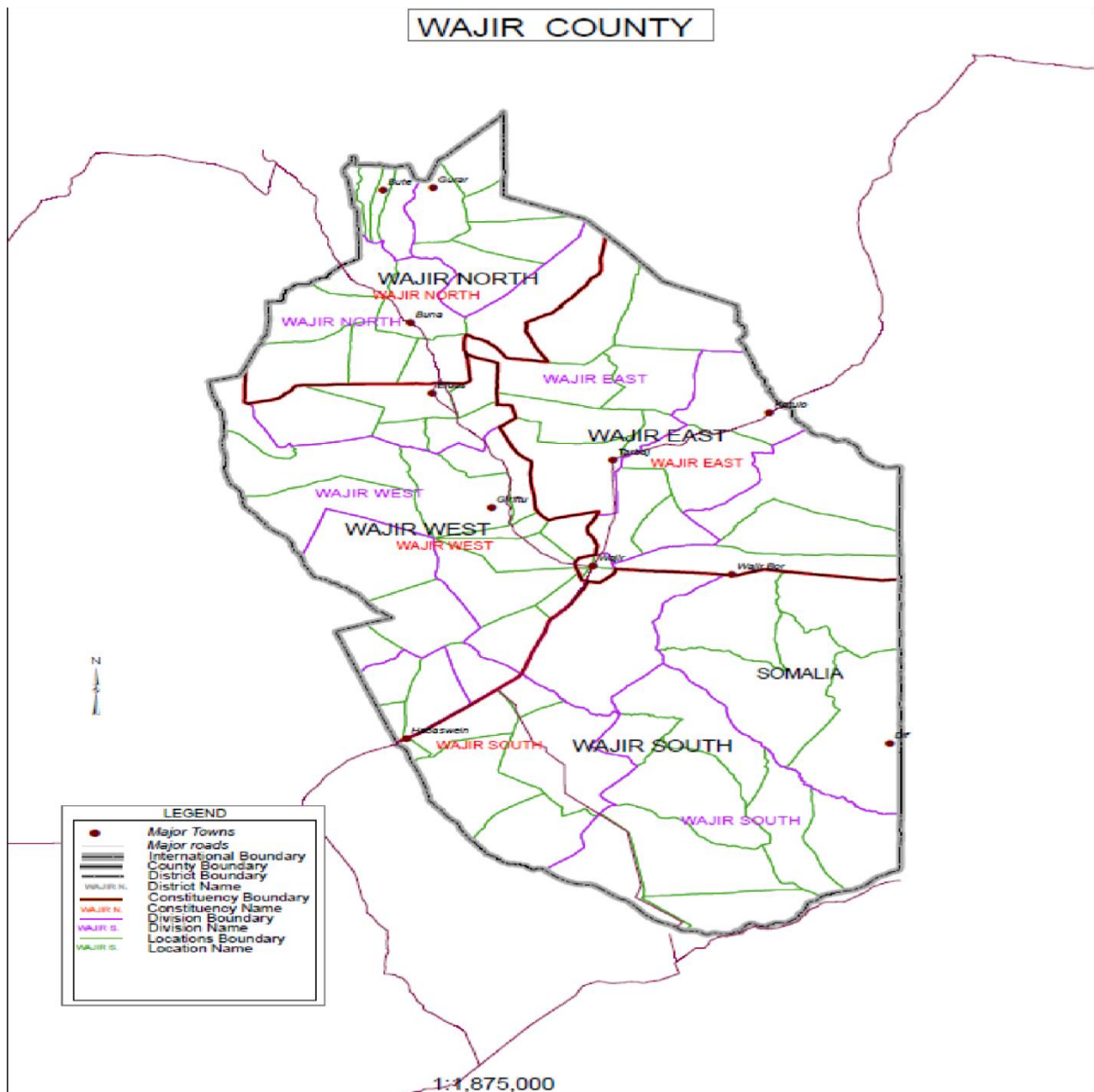
Administratively, the county comprises of eight sub-counties namely Wajir East, Tarbaj, Wajir West, Eldas, Wajir North, Buna, Habaswein and Wajir South. It's further divided into 29 divisions, 142 locations and 172 sub-locations as indicated in table below.

Table 1: Area of the County by Sub-County and Divisions

Sub - County	Division	Area(Km ²)	No. of Locations	No. of Sub-locations
Wajir East	Central	139.3	6	10
	Wajir-Bor	2,043.4	3	5
	Khorof-Harar	1,825.1	1	4
	Total	4,007.8	10	19
Tarbaj	Tarbaj	1,175.1	4	6
	Sarman	1,561	3	4
	Kotulo	3,389.7	5	9
	Mansa	3,313.6	3	4
	Total	9,439.4	15	23
Eldas	Della	413.9	2	3
	Eldas	2,059.4	8	6
	Elnur	277.6	3	4
	Anole	294.1	5	4
	Total	3,045	18	17
Wajir West	Griftu	3,336.4	11	10
	Arbajahan	2,345.3	2	4
	Lagbogol	373.3	2	3
	Hadado	2,480.1	4	4
	Ademasajida	1,017.3	6	3
	Wagalla	491.2	5	8
	Total	10,043.6	30	32
Habaswein	Habaswein	4,351.5	14	14
	Sebule	2,680.2	5	10
	Banane	4,534.9	4	4
	Dadajabulla	1,064.2	5	2
	Total	12,630.8	28	29
Wajir South	Diif	5,446.8	5	3
	Wajir-Bor	1,224.4	5	5
	Kulaaley	2,293.7	7	7
	Burder		3	5
	Total	8,964.9	20	20
Wajir North	Gurar	2,797.9	8	10
	Bute	791.8	4	5
	Total	3,589.7	12	15
Buna	Buna	3,764.7	4	8
	Korondille	1,200.1	5	8
	Total	4,964.8	9	16
County Total		56,685.9	142	172

Source: County Commissioner's Office, Wajir, 2013

Map 2: Wajir County - Administrative and Political Boundaries



Source: Kenya National Bureau of Statistics, 2010

1.4 Demographic Features

1.4.1 Population Size and Composition

Projections from the Kenya 2009 Population and Housing census indicate that the county has a total population of 727,965 which is projected to be 852,963 in 2017. Males comprise 55 per cent of the population whereas female population account for 45 per cent. The county has an inter-censal growth rate of 3.22 per cent which is higher than the national population growth rate of 3.0 per cent. Table 4 below shows the population of the county by selected age groups.

Table 2: Population Projections by Age Cohort

Age	2009 (Census)	2012 (Projections)	2015 (Projections)	2017 (Projections)
-----	---------------	--------------------	--------------------	--------------------

Cohort	Male	Female	Total	Male	Female	Total	Male	Female	Total	Male	Female	Total
0-4	47,776	44,637	92,413	52,541	49,089	101,631	57,782	53,986	111,768	61,563	57,518	119,081
5 - 9	66,642	57,282	123,924	73,289	62,996	136,285	80,599	69,279	149,878	85,873	73,812	159,686
10-14	73,282	53,505	126,789	80,591	58,842	139,433	88,630	64,711	153,341	94,430	68,945	163,375
15-19	51,709	32,748	84,457	56,867	36,014	92,881	62,539	39,607	102,145	66,631	42,198	108,829
20-24	27,906	20,816	48,722	30,689	22,892	53,582	33,751	25,176	58,926	35,959	26,823	62,782
25-29	16,363	19,552	35,914	17,994	21,502	39,496	19,789	23,647	43,436	21,084	25,194	46,278
30-34	15,244	18,209	33,452	16,764	20,024	36,789	18,437	22,021	40,458	19,643	23,462	43,106
35-39	11,748	15,397	27,145	12,920	16,933	29,853	14,208	18,622	32,830	15,138	19,840	34,978
40-44	14,661	12,269	26,930	16,123	13,493	29,616	17,732	14,839	32,570	18,892	15,810	34,701
45-49	9,407	7,074	16,481	10,345	7,780	18,125	11,377	8,556	19,933	12,122	9,115	21,237
50-54	9,575	5,529	15,104	10,530	6,080	16,611	11,580	6,687	18,267	12,338	7,125	19,463
55-59	4,777	2,322	7,099	5,253	2,554	7,807	5,777	2,808	8,586	6,156	2,992	9,148
60-64	5,960	2,833	8,793	6,554	3,116	9,670	7,208	3,426	10,635	7,680	3,651	11,330
65-69	2,156	1,172	3,328	2,371	1,289	3,660	2,608	1,417	4,025	2,778	1,510	4,288
70-74	3,136	1,926	5,062	3,449	2,118	5,567	3,793	2,329	6,122	4,041	2,482	6,523
75-79	1,097	833	1,930	1,206	916	2,123	1,327	1,007	2,334	1,414	1,073	2,487
80-84	2,230	1,996	4,226	2,452	2,195	4,648	2,697	2,414	5,111	2,874	2,572	5,446
Over 85	98	74	172	108	81	189	119	89	208	126	95	222
TOTAL	363,766	298,175	661,941	400,049	327,916	727,965	439,952	360,624	800,576	468,741	384,222	852,963

Source: Kenya National Bureau of Statistics, 2013

The age cohorts reveal that 84.2 per cent of the population is below 29 years. This has a significant impact on the county resources as more resources will be required in education and health facilities and employment creation opportunities.

Over 54.06 per cent of the population is aged between 0-14 and above 65 years. This age group is dependent on the working proportion aged 15-64. This implies a very high dependency ratio, which is expected to bring down productivity in the county. The table below shows the projections for special age groups in the county.

Table 3: Population Projections for Selected Age Groups

Age group	2009 (Census)			2012 (Projections)			2015 (Projections)			2017 (Projections')		
	Male	Female	Total	Male	Female	Total	Male	Female	Total	Male	Female	Total
Under 1	6,290	5,942	12,232	6,917	6,535	13,452	7,607	7,186	14,793	8,105	7,657	15,762
Under 5	47,776	44,637	92,413	52,541	49,089	101,631	57,782	53,986	111,768	61,563	57,518	119,081
Primary school Age (6-13)	113,909	91,224	205,133	125,271	100,323	225,594	137,766	110,330	248,096	146,781	117,549	264,330
Secondary School age (14-17)	48,037	30,745	78,782	52,828	33,812	86,640	58,098	37,184	95,282	61,899	39,617	101,517
Youth Population (15-29)	95,977	73,116	169,093	105,550	80,409	185,959	116,078	88,429	204,507	123,674	94,216	217,890

Female reproductive age (15-49)	-	126,064	126,064	-	138,638	138,638	-	152,466	152,466	-	162,443	162,443
Labour force (15-64)	167,349	136,748	304,097	184,041	150,388	334,429	202,398	168,388	370,786	215,642	176,211	391,853
Aged Population (65+)	8,619	5,927	14,546	9479	6518	15,997	10,424	7,168	17,592	11,106	7,637	18,744

Source: Kenya National Bureau of Statistics, 2013

The figures for selected age groups in the table 3 have some implications on the general economic outlook as explained below:

Under 1 year: The population in this category in 2012 is 13,452 with 6,535 female and 6,917 male. The population is projected to rise to 14,793 and 15,762 in the year 2015 and 2017 respectively. Infant mortality rate is 121 deaths per 1,000 live births (KDHS 2008/2009). This is high compared with the national rate of 52/1,000. This can be associated with the low levels of attendance by trained birth attendants.

Under 5 years: This population is expected to rise to 119,081 by 2017. The county's Under-5 Mortality Rate (U5MR) is 158 deaths per 1000 (KDHS 2008-09) compared to the national rate of 74 deaths per 1000 live births. The high mortality rate could be a contributing factor to the high population growth. Programmes to address health and welfare issues affecting this group must be initiated to effectively and significantly reduce the rate. It will also be necessary to roll out family planning programmes to control population growth.

Current enrollment for Early Childhood Development and Education (ECDE) for children between 3-5 years category is 18,800 whereby 10,642 are boys and 8,158 are girls. This reflects a strong need for promoting programmes aimed at increasing enrollment. In addition, the provision of quality education to this group hinges on establishment of more ECDE centers and recruitment of more teachers.

Youth Population Age Group (15–29): This age group has 185,959 persons which represents 25.5 per cent of the whole population. This figure is projected to rise to 204,507 in 2015 and 217,890 in 2017. This age group constitutes 55.6 per cent of the workforce.

Labour Force (15-64): The County has a labour force of 334,429 people. This represents 45.9 per cent of the total population. This age group is projected to increase to 370,786 and 391,853 people in 2015 and 2017 respectively. Majority of people in the labour force are engaged in livestock keeping. It is necessary to offer these people adequate training on animal husbandry in order to make livestock rearing more productive. In order to absorb the increasing labour force, investment in diverse sectors such as modern agricultural, agri-business and eco-tourism should be encouraged.

Aged Population (65+): The county has a low aged population of 15,997 persons. This population is expected to increase to 17,592 and 18,744 in 2015 and 2017 respectively. However, more resources need to be budgeted on their health care, food and other social facilities. Table 4 shows the population projections by urban centers.

Table 4: Population Projections by Urban Centres

Urban centre	2009 (Census)			2012 (Projections)			2015 (Projections)			2017 (Projections)		
	Male	Female	Total	Male	F/male	Total	Male	F/male	Total	Male	F/male	Total
Wajir	43,684	39,116	82,800	48,041	43,018	91,059	52,833	47,308	100,141	56,290	50,404	106,694
Habaswein	4,594	3,906	8,500	5,052	4,296	9,348	5,556	4,724	10,280	5,920	5,033	10,953
Total	48,278	43,022	91,300	53,093	47,313	100,407	58,389	52,032	110,422	62,210	55,437	117,647

Source: Kenya National Bureau of Statistics, 2013

As indicated in Table 4, there are only two urban centers in the county. The urban population stands at 100,407 persons. This is projected to be 110,422 and 117,647 in 2015 and 2017 respectively. The urban population is 13.8 per cent of the total population. This increase in urban population will put pressure on existing physical and social infrastructure in the towns and the county at large.

1.4.2 Population Density and Distribution

Table 5 below shows the population by constituency and population densities in the county where the average county population density stands at 13 persons per square kilometre.

Table 5: Population Distribution and Density by Constituency/Sub-County

Constituency	2009 (Census)		2012 (Projections)		2015 (Projections)		2017 (Projections)	
	Population	Density (Km ²)	Population	Density (Km ²)	Population	Density (Km ²)	Population	Density (Km ²)
Wajir South	130,070	6	143,044	7	157,311	7	167,605	8
Wajir North	135,505	16	149,021	17	163,885	19	174,609	20
Wajir East	112,572	28	123,800	31	136,149	34	149,729	37
Tarbaj	111,846	12	123,001	13	135,271	14	148,763	16
Wajir West	91,143	9	100,233	10	110,232	11	121,227	12
Eldas	80,805	27	88,864	29	97,729	32	107,476	35
Total	661,941	12	727,966	13	800,576	14	852,963	15

Source: Kenya National Bureau of Statistics, 2013

Wajir East constituency which hosts the County headquarters is the most densely populated with a population density of 31 people per square kilometer. This can be attributed to vibrant economy in the town because of the large businesses, employment opportunities and informal sector income generating activities are concentrated.

Wajir South Constituency has the lowest population density of 7 people per square kilometer. This constituency is vast with a very long border with the republic of Somalia. There could be a disincentive to live along or near the border line thus the lower densities in this constituency. Moreover the constituency has only reliable underground water in areas around Habaswein and along underground river Ewaso Nyiro with the rest of the constituency having no access to clean water.

Most of the urban settlements in the county are found in the sub-county and divisional headquarters which also serve as market centers. On the other hand, rural population of whom majority are pastoralists are found in the grazing reserves and watering points which may sometimes double as

administrative locations and sub-locations. The settlements are modeled around clans and pastoral resources. The table 6 below shows the population projections by constituencies in the county

Table 6: Population Projections by Constituency/Sub-County

Constituency	2009 (Census)			2012 (Projections)			2015 (Projections)			2017 (Projections)		
	Male	Female	Total	Male	Female	Total	Male	Female	Total	Male	Female	Total
Wajir South	71436	58634	130,070	78561	64482	143,044	86397	70914	157,311	92051	75555	167,605
Wajir North	73628	61877	135,505	80972	68049	149,021	89048	74836	163,885	94875	79733	174,609
Wajir East	59981	52591	112,572	65964	57837	123,800	72543	63605	136,149	79779	69950	149,729
Tarbaj	62102	49744	111,846	68296	54706	123,002	75108	60162	135,271	82600	66163	148,763
Wajir West	54210	36933	91,143	59617	40617	100,234	65564	44668	110,232	72103	49124	121,227
Eldas	44,975	35830	80,805	49461	39404	88,865	54394	43334	97,729	59820	47656	107,476
Total	363,766	298,175	661,941	400,049	327,916	727,966	439,952	360,624	800,576	468,741	384,222	852,963

Source: Kenya National Bureau of Statistics, 2013

Wajir County had an estimated population of 727,966 in 2012 projected at an annual growth rate of 3.22 per cent from the 661,941 figure of 2009. This is further projected to increase to 800,576 and 852,963 in 2015 and 2017 respectively. This is a high growth rate that needs to be checked as it will stretch the already thin resource pool of the county.

1.5 Human Development Approach

The human development approach emerged in response to the growing criticism of the use of economic development as a measure in the standard of living. The approach examines broader human development issues and is concerned with both building up human capabilities and with using those human capabilities fully. It underlines the expansion of opportunities so that the disadvantaged can do more for themselves through economic, social and political empowerment

Human development approach recognizes that there is no automatic link between economic growth and human development. The link has to be made through deliberate policies at all levels. Economic growth is necessary to enlarge human choices but not sufficient. Economic growth provides resources to support health care, education, and advancement in other Millennium Development Goals (MDGs). In turn, achievements in human development make critical contribution in assuring quality human capital to spur economic growth via productivity gains.

The use of Human Development Index (HDI), normally in the Human Development Reports (HDR) measure a country's development which is a composite index measuring average achievement in three basic dimensions of human development to reflect a country's achievements in health and longevity (as measured by life expectancy at birth), education (measured by adult literacy and combined primary, secondary, and tertiary enrolments), and living standard (measured by GDP per capita in purchasing power parity terms).

1.5.1 Human Development Index

One of the main objectives under the Kenya's economic blue print, Vision 2030, is to provide a high quality of life for all Kenyans. Various human development indices will be applied to measure the broad level of social economic wellbeing. These indices uses three basic dimensions namely education, health and income.

The HDI emphasizes that people and their capabilities should be the ultimate criteria for assessing the development of a country and not economic growth alone since two countries/regions with the same level of GNI per capita can end up with such different human development outcomes.

1.5.2 The Gender Inequality Index (GII)

It reflects gender-based disadvantage in three dimensions—reproductive health, empowerment and the labour market. The index shows the loss in potential human development due to inequality between female and male achievements in these dimensions. It varies between 0—when women and men fare equally—and 1, where one gender fares as poorly as possible in all measured dimensions.

Kenya has an overall GII of 0.651 (Draft 7th Human Development Report). This is however, not equal everywhere as there are regional disparities with counties located in Arid and Semi-Arid Lands (ASALS) having high Gender Inequality Indices. In addition, there are certain groups which are more likely to experience poverty. These vulnerable groups include children living in poor households, the disabled and the youth. Improving equity in gender issues and reducing gender disparities will benefit all sectors and thus contribute to sustainable economic growth, poverty reduction and social injustices.

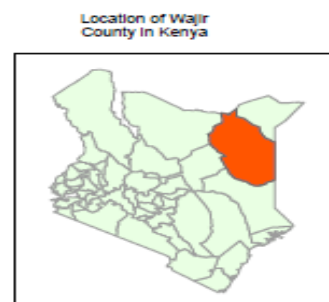
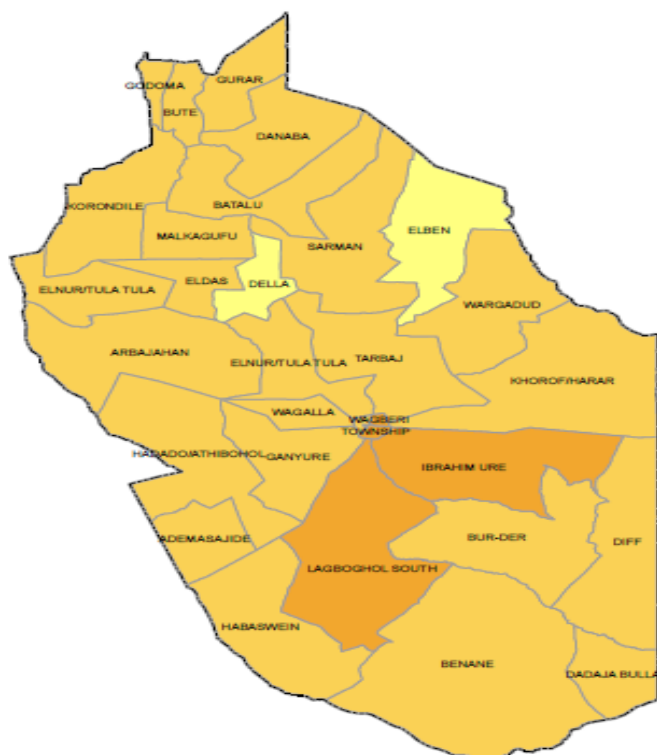
1.6 Political Units

The county has 6 constituencies namely Wajir East, Tarbaj, Wajir west, Eldas, Wajir South and Wajir North and has 30 electoral wards. Wajir North and Wajir South constituencies have the largest number of wards at 7, and the rest have 4 each as shown in Table 7.

Table 7: Political Units by Constituency

Constituency	Wards	Area (sq. Km)	No. of Wards
Wajir East	Wagberi, Township, Barwaqo, Khorof Harar	4,007.8	4
Tarbaj	Elben, Sarman, Tarbaj, Wargadud	9,439.4	4
Wajir West	Arbajahan, Hadado/Athibohol , Adamasajide, Ganyure/Wagalla	9,010.7	4
Eldas	Eldas, Della, Lakoley south/Basir, Elnur	4,077.8	4
Wajir South	Benane , Burder, Dadajabula, Habaswein, Lagbogol south, Ibrahim Ure, Diff	21,595.7	7
Wajir North	Gurar, Bute, Korondille, Malkagufu, Batalu, Danaba, Godoma	8,554.5	7
	Total	56,685.9	30

Source: Independent Electoral and Boundaries, 2013
Map of County Wards



1.6.1 Eligible and Registered Voters by Constituency

According to the population projections, the county has an eligible voting population of

339,378 where 45.95 per cent are female and 54.05 per cent are male. In December 2012,

110,276 persons were registered as voters in the county as per IEBC records. Wajir South has the highest number of registered voters at 27,636 and Eldas has the lowest registered voters at 13,667 as shown in Table 9.

Table 8: Eligible Voting Population and Registered Voters by Constituency

Constituency	Eligible Voters 2012 (projected)			Registered Voters	Registered voters as % of eligible
	Male	Female	Total	Total	
Wajir East	33,819	29,653	63,473	17,517	27.6
Tarbaj	35,016	28,048	63,064	17,061	27.1
Wajir West	30,566	20,825	51,391	20,400	39.7
Eldas	25,359	20,202	45,561	13,667	30
Wajir South	33,236	27,442	60,678	27,636	45.5
Wajir North	30,520	26,507	57,027	13,995	24.5
County	188,517	152,677	341,194	110,276	32.3%

Source: Independent Electoral and Boundaries, 2013

From Table8, 67.7 per cent of the eligible voting population is not registered. The eligible voters' population is derived from the disputed 2009 KPHC and hence could be one factor for high rate of unregistered eligible voters. The process of obtaining national identification cards in the county is lengthy and cumbersome therefore locking out other eligible voters.

1.7 Infrastructure and Access

1.7.1 Road, Rail Network, Ports and Airports, Airstrips and Jetties

The county has a total of 1640 Km graveled roads, out of 5,280 Km road network. The rest of the roads are earthen and unclassified. The county is in the process of tarmacking 25KMs of Wajir township roads and KENHA and KURA are planning to tarmac a total of 57KMs through annuity program. There is no rail network. However, the county has an international airport in Wajir and 7 airstrips (Habaswein, Khorof Harar, Wagalla, Buna, Bute, Tarbaj, and Diff).

1.7.2 Posts and Telecommunications: Post offices, mobile telephony, landline etc

There are three mobile service providers namely Safaricom, Airtel and Orange. However, the mobile network connection is 20 per cent which is mainly limited to main settlement areas. The county has three post offices at Wajir, Habaswein and Griftu. There are also two private courier services. The county has six cyber cafes which facilitates communication with the rest of the country. In addition, there is Wajir community radio station is operational.

1.7.3 Financial Institutions: Banks, SACCOs, Micro Finance Institutions

The county has four commercial banks namely KCB, First Community, Equity and National Bank. First community has two branches one in Wajir and the other in Habaswein town, all the other banks have one branch in Wajir town only. There are 36 SACCOs and 78 cooperative societies. The biggest challenge in the administration of development Funds is the absence of banks at the sub-county headquarters in Eldas, Griftu, Tarbaj and Bute. Financial service providers will be encouraged to establish banks at urban centers to take advantage of the existing and emerging opportunities.

1.7.4 Education Institutions: Primary/Secondary schools, Polytechnics, colleges, universities

ECD centers are 243 with a total enrolment of 18,673 with 7,751 girls and 10,922 boys. The teacher/pupil ratio is 1:77 and transition rate of 90 per cent. The Primary schools are 245 with a total enrolment of 67,187 pupils of which 40,864 are boys and 26,322 are girls. The total teacher population is 931 and the teacher pupil ratio is 1:72 and primary school retention and transition rates are 51 per cent and 58 per cent respectively.

There are 45 secondary schools with a total population of 10,363 students of which 7,216 are boys against 3,147 girls. The total staffing stands at 395 and hence the teacher student ratio is 1:26. The completion and retention rates are 90 per cent and 87 per cent. Moreover, there are four youth polytechnics (Wajir, Habaswein, Khorof Harar and Griftu polytechnics) and one tertiary institution. Adult literacy is low at 23.6 per cent.

1.7.5 Energy Access (Main Sources of energy, Electricity coverage etc.)

According to the KIHBS 2005/6, 98.4 per cent of the county households depend on wood fuel (Firewood and Charcoal) for cooking and 31.5 per cent depend on lantern for lighting. 96.6 per cent of households use traditional stone fire for cooking.

Wajir, Habaswein, Bute and Eldas towns are connected to the national grid where 3,039 (2009 KPHC) households are supplied with power. However, efforts are being made to connect Griftu town

through the Kenya Rural Electrification Programme. Connection to Abakore, Tarbaj and El nur market centers is on-going. Solar energy accounts for 0.2 per cent (2009 KPHC) of energy source but is also limited to schools and health facilities as it is out of reach for majority of the households.

1.7.6 Markets and Urban Centres

There are 13 trading centers with the main ones been Wajir, Habaswein, Bute, Griftu, Kotulo, Buna, Eldas and Tarbaj. The main business is retail with 500 registered traders. In addition, there are 12 registered wholesalers. Wajir town is the major livestock market and also the main source of livestock sector inputs. Small selling points have been established in all the market centers mainly for local trade.

1.7.7 Housing Types

According to 2009 KHPC, 95.6 per cent of the households live in their own houses. Grass straw walled houses constitutes 75.9 per cent and those with earth floor constitute 91.5 per cent. The grass thatched houses constitute 86.2 per cent. Walled houses are found in Wajir town, Bute, Habaswein, Griftu, and divisional headquarters and in few rural areas (settlements).

1.8 Land and land use

1.8.1 Mean holding size

The mean land holding size for the county is 7.8 Ha. Majority of the people practice nomadic pastoralism where the large portion of the land is used as grazing zones. There are however few farmers who are practising small scale farming.

1.8.2 Percentage of land with title deeds

The entire county is categorized as trust land apart from a small percentage of the total area occupied by townships. The land is mostly used communally for nomadic pastoralism. However some small areas are exclusively under small scale agriculture by individuals or groups.

1.8.3 Incidence of landlessness

Land in the county is communally owned except in urban areas where plots are allocated to individuals by the county council. There are very few cases of landlessness.

1.9 Community organizations/non-state actors

1.9.1 Co-operative societies

There are 78 co-operative societies which are active. The major challenges facing the sub-sector include shortage of technical staff to guide existing cooperatives and those wishing to start, poor governance and limited financial and management skills. Despite these challenges, the sub-sector has great potential in livestock marketing, dairy marketing, cultural tourism, marketing of traditional art and craft, extraction of minerals, fruit juice processing and value addition to livestock products. Lack of good cooperative system has led to exploitation of farmers by middlemen.

1.9.2 Non-Governmental Organizations (NGOs)

The main NGOs operating in the county are; Wajir South Development Agency (WASDA), Arid Land Development Focus(ALDEF), Oxfam, World Food Programme (WFP), Save the Children-UK, Kenya Red Cross Society, Islamic Relief-UK, Veterinary Sans Frontiers (VSF), World Vision, Mentor and District Pastoral Association. These NGOs mainly operate in the livestock, health and

education sectors offering subsidised treatment and supporting the government in vaccination. WFP, World vision and WASDA offer relief food services. Save the children and Islamic relief are involved in nutrition and livelihood programmes.

1.9.3 Self Help, Women and Youth Groups

The county has a total of 70 Self Help groups, 50 Community Based Organizations (CBOs), 700 women groups, 900 youth groups and 146 Farmers groups. Most of these groups are engaged in income generating activities. Youth groups are involved in small businesses in towns and are mostly funded by Youth Enterprise Development Fund (YEDF). Women are engaged in selling groceries and food kiosks. There has been funding for the poor and needy groups through Poverty Eradication Commission revolving loan scheme, Kenya Industrial Estate and Ministry of Trade for organized groups engaging in business and other income generating activities.

1.10 Crop, Livestock and Fish Production

Agriculture is practiced in depressions and along drainage lines where there is more moisture due to seasonal flooding. Irrigation using underground water is limited in areas with permanent shallow wells. Due to the aridity of the county, food production is limited and contributes little to food security. Most people rely on livestock products like milk and meat which is their staple food.

Efforts have been put towards increasing crops productivity in the county, but over reliance on relief food has been a major hindrance in achieving food security. Other setbacks include; inadequate funding, inadequate technical support (extension), inaccessibility of markets especially by farmers, costly farm inputs and unreliable rains.

Livestock production activities are practised county wide. Poultry keeping is more pronounced in Wajir town. Livestock population density in the county is low due to the low land-carrying capacity of the rangeland. Droughts, livestock diseases and pests adversely affect livestock development in the county.

1.10.1 Main Crops Produced

Main crops produced include sorghum, drought resistant maize, beans, melons, cowpeas, green grams and horticultural crops like kales, spinach, tomatoes, sweet and hot peppers. These activities are undertaken in small scale because there is no commercial farming registered so far. However, there are indications of huge potential in this sector as witnessed by the water melons flooding the markets across the county during rainy season.

1.10.2 Acreage under Food Crops and Cash Crop

The acreage under food and cash crop is negligible with most of the farmers adapting the nomadic pastoralism due to the climatic conditions which are not favourable for crop farming. The acreage under food crops is approximate 3,823 Ha with the total arable land being 1,024.06 Km². There are efforts to increase the acreage through irrigation where the National Irrigation Board is in the process of establishing demonstration irrigation farms in the selected locations in the county after drilling boreholes to provide irrigation water..

1.10.3 Average Farm Sizes

Farms are small scale with average holding of 2.4 Ha. Crop activities are carried out in Lorian swamp and along the drainage lines in Bute Ward in Wajir North Constituency. There are initiatives by NGO's and the department of agriculture to promote greenhouse farming in Wajir East Constituency.

1.10.4 Main Storage Facilities

The main storage facilities in the county include Silos, Cribs, grain banks and granaries. Silos are mainly used for storing relief food supplies. National Cereals and Produce Board in Wajir town stores all relief food before distribution.

1.10.5 Main Livestock Bred

The main types of livestock are cattle (mostly Borana type and dairy crosses), sheep, goats (dominantly Totenberg goats), camels and donkeys. Poultry keeping is more pronounced in Wajir Town. According to the 2009 population and housing census, there were 794, 552 cattle, 1,406,883 sheep, 1,866,226 goats, 115,503 donkeys and 533,651 camels. The production of milk and meat is estimated at 3,875,940 litres and 191,100 Kgs respectively per year. The pictures below show camels which are some of the livestock types reared in the county.



Camels drinking water from water pan

1.10.6 Number of Ranches

The county has no ranches with most farmers practising nomadic pastoralism. The pastoral production in the county has not been commercialized because the road infrastructural is poor and the markets have not been improved to enhance creation of commercial ranches in the county.

1.10.7 Main fishing activities, types of fish produced, landing sites

There is a department formed to deal with fishing activities in the county in order to create alternative livelihoods to the communities. The targeted fish farming will mainly be through fish ponds hence the need for training the farmers.

1.11 Forestry and Agro forestry

1.11.1 Main Forest types and size of forests

The county has no gazetted forest. However, most of the forest cover is comprised of woody trees and shrubs used for grazing camels, goats and wildlife. The dominant species is acacia trees.

1.11.2 Main Forest Products

The main forest products include gum and resin, charcoal, firewood, posts, barks, honey, wood carvings and wild fruits. Firewood is harvested for individual household use and for sale to households living around town and food kiosks.

1.11.3 Promotion of agro forestry and green economy for:

a) Income generating activities

The activities include selling of charcoal, firewood, herbs, resins and gum. Most of the charcoal burning takes place in Wajir South constituency due to the proximity to the refugee camps in Dadaab constituency in Garissa County and the high demand of wood fuel from the high population of refugees which is estimated to be over 400,000.

b) Protection of water catchment areas

The main source of water in the county is underground water which does not require catchment protection. Otherwise there are no significant forestry activities in the water points with only scattered forestry activities in the few water points with fencing mostly undertaken by the KKV programme.

c) Prevention of soil erosion

The county experiences soil erosion through strong winds as well as floods though not frequent. Trees play a big role in preventing erosion by breaking the strong winds experienced in the county.

d) Provision of wood fuel and generation of energy for industries

Trees provide the major fuel for households which accounts for 96.5 per cent for domestic use. In addition, hotels use wood fuel for cooking.

e) Improvement of soil fertility by growing fertilizer tree

In order to improve soil fertility, there is need to plant legume plants like lenceana lecosphala and preserve acacia which is a nitrogen fixing plant and grows naturally in the county.

f) Growing of fruit trees for improved nutrition

Growing of fruit trees is encouraged by planting different species which include zijam, kei apple and vitex doniana which aid in improving the nutrition of the people within the county.

g) Provision of carbon sinks e.g. carbon trading

This is done through mass tree planting and campaigns to protect and preserve existing ones. The progressive increase in tree cover may assist the county to claim carbon credits and thus earn more revenue.

h) Beautification activities in towns, highways, schools, homes and other public places

The KKV programme failed in places outside institutions for lack of manpower to nurture the trees beyond the project period. The programme has been restricted to institutions mainly schools, health facilities and government offices where beautification has been carried out.

i) Animal feeds production ventures

There are currently no animal feeds production ventures in the county. However, there are plans to train pastoralists on feed production and storage county-wide with hay stores being constructed at every sub-county.

j) Growing and processing for medicinal purposes/ value plants and products Acacia resin is commonly used for traditional medicinal purposes. There is no processing and value addition for the products. It may be useful to explore ways in which the county may add value and reap more from the acacia resin.

1.12 Environment and climate change

The county is susceptible to disasters such as floods, droughts, soil erosion and conflicts. There is a great danger of desertification contributed by overgrazing and sporadic settlement. This greatly affects the livelihood of the community and the sustainability of pastoralism/nomadism.

Major Contributors to environmental degradation in the County

Some of the causes of rapid environmental degradation have been felling of trees for wood fuel and charcoal, unplanned settlements, indiscriminate grazing, unplanned water points, nomadic lifestyle, quarrying of lime and bush fires. About 96.5 per cent of households use firewood as source of energy and another 3.3 per cent use charcoal which is directly related to the degradation attributed to tree cutting. Only 1.2 per cent of the waste is collected by the local authority. The rest is disposed at public heaps or burned within homesteads and institutions. The lack of proper solid waste and sewerage management systems has been major contributors to environmental degradation.

Effects of environmental degradation

Environmental degradation has resulted in the loss of grazing land and shrinking of water resources. Other effects include loss of biodiversity, desertification, human to human conflicts and human-wildlife conflicts, floods during the rains. These have seriously challenged the sustainability of the prevalent nomadic way of life.

Climate Change and its Effects in the county

The effects of climate change are evident in a number of ways; the amount of rainfall is unpredictable, frequent and prolonged drought and unpredictable floods. These have resulted in outbreak of water borne diseases among human and animals. The county has also begun to experience extreme weather variations.

Climate change mitigation measures and adaptations strategies

To manage and lessen the effects of climate change, the county must step up efforts towards adoption of renewable and alternative sources of energy. Other measures include water harvesting techniques through roof catchment's and collection of run offs. Afforestation and increase in forest cover will also enhance proper environmental management.

1.13 Mining

On-going activities

Limestone rocks and quarrying are the major on-going activities in the county. There is oil prospecting in the North East part along the Somalia border as well as oil exploitation on the eastern part of the county.

Mining Potentials

The county has oil and gas deposits and several international companies are carrying out exploration activities to establish its viability. In addition, there are abundant limestone deposits for cement production. A feasibility study is required to establish the viability of setting up a cement factory in the county. At present, traditional methods are used to break down limestone into whitewash which is used as a substitute for cement. At the moment there are between 2,000 and 3,000 people employed in quarry activities. The picture below shows a sample of limestone deposits found in the county.



A sample of limestone deposits in Wajir East Constituency

1.14 Tourism

1.14.1 Main tourist attractions, National Parks/Game reserves

The county has rich culture, wildlife and landscape features that include Lake Yahud among others. The sector is also boosted by Wajir International Airport. There are no game reserves or game parks in the county. However, the KWS is ensuring safety and protection of the wildlife in their current habitation outside any protected area. In addition other tourist attraction features include Wajir museum, Wagalla massacre site, Orahey wells, British & Italian war bunkers and old court house.

1.14.2 Main Wildlife

The county is endowed with various game species like Ostrich, Hyenas, Gazelles; Lions, Zebras, Giraffes, Warthog and Birds. Full exploitation of wildlife resources is hampered by frequent human-

wildlife conflict. The wildlife is found all over the vast county hence conservation and management has been a challenge. The picture below show some of the wildlife found in the county.



A giraffe walks freely through the shrubs and Ostrich in the neighbourhood

1.14.3 Tourist class hotels/restaurants, bed occupancy

The county has no classified hotels but there are seven unclassified hotels and 12 bars and restaurants. The county is however advantaged to have Wajir International Airport hence potential for tourism industry.

1.15 Industry

There are small scale industries in lime production, gums & resins, juice production and hides & skins tannery. Currently the county has two bakeries, 11 jua kali associations and 1,200 jua kali artisans. The gum and resin factory was built in Wajir East

Constituency by Ewaso Nyiro North Development Authority (ENNDA) although it's yet to be operationalized. The county has large potential in lime production which is yet to be explored. Livestock farming can also be done on large scale hence the need to establish a milk and meat processing plant.

1.16 Employment and Other Sources of Income

1.16.1 Wage Earners

The 2009 KHPC put the number of people in the county above fifteen years of age that are in employment at 196,322 in rural and 14,031 in urban areas which accounts for 32 per cent of the total population. The agriculture sector engages 284, 265 people which accounts for 85% of the households income.

1.16.2 Self employed

Estimates indicate that between 2,000 and 3,000 people are employed in quarry activities,

6,000 people in carpentry, 50 people in metal fabrication, 50 people in bakery, 890 people in tailoring and about 5,000 people make mats, thatches and beads as part time activities.

1.16.3 Labour force

Given that the self-employed as indicated above are less than 17,000 then there is great potential in employment creation in the craft industry. However, there is a challenge posed by the small proportion of the population in their working years therefore implying a high dependency ratio. Thus there is need for the county to prioritize programmes to address birth rates and improve output per worker to improve per capita income and therefore welfare of the residents.

1.16.4 Unemployment levels

The rate of unemployment in the county is 63 per cent. The causes of unemployment are cyclic droughts, insecurity, high illiteracy and inefficient marketing systems for county products. To reduce unemployment the county government should attract investments into the county, commercialization of livestock farming and escalation of mining activities.

1.17 Water and Sanitation

1.17.1 Water resources and quality

The main source of water is the seasonal Ewaso Nyiro River. Other sources of water include boreholes, shallow wells, pans and dams for human and livestock consumption. Lake Yahud, which is an underground and permanent lake, situated on the periphery of Wajir town provides water for wildlife and quarry activities although the water is saline and not safe for drinking. There are 11,000 shallow wells, 250 water pans and 178 bore holes. The major users of water are livestock at 53% and domestic use at 30%.

1.17.2 Water Supply schemes

The proportion of households with access to piped water is 1.4 per cent of the county's population. Griftu, Eldas, Habaswein, Masalale are some of the centers with water supply systems serving consumers mainly through water kiosks. A few homesteads and the institutions in these centers are connected to the system.

1.17.3 Water Sources (distance to nearest water points)

There are no permanent surface water sources as most of the water sources are subsurface such as boreholes, shallow wells and pans. Only 965 households in the county have roof catchment representing 1 per cent of the households. The average distance to the nearest water point has gone down from 30 Km in the start of 2013 to approximately 20KM. The picture below shows an example of source of water within the county.



A newly drilled and operational borehole in Lakole, Wajir West Sub-county

1.17.4 Sanitation

Only 1.2 per cent of garbage generated is collected by the county government while 0.6 per cent is disposed in a garbage pit, 8.3 per cent in public garbage heap and 89.9 per cent is burned. At least 13.6 per cent of the households have no place for human waste disposal with latrine accounting for 46%.

There is need to improve on the sanitation facilities to alleviate the negative effects it can pose on the environment given that most parts have poor drainage and experience floods during rainy seasons. However, Wajir sewerage project is under construction to help improve the sanitation conditions of the town.

1.18 Health Access and Nutrition

1.18.1 Health Access (Health Facilities, Personnel)

There are 100 public health facilities, 57 private facilities and 2 facilities run by Faith Based Organizations. The county has 13 hospitals, 28 health centers/ nursing homes, 64 dispensaries and 54 clinics. According to the 2005/2006 KIHBS, 95.9 per cent of the population has to cover more than 5 Km to access a health facility and only 4.1 per cent access a health facility within less than 1Km. The HIV prevalence rate is 0.9 per cent which is lower than the national one at 6.7 per cent. The county is served by 11 doctors, 215 nurses and 450 community health workers. The doctor patient ratio is 1; 70,509 compared to internationally recommended standards of 1: 5,000. The nurse to patient ratio is 1:3,783. The bed capacity is 358.

1.18.2 Morbidity (Five most common diseases in order of prevalence)

The morbidity rate is 16.3% with men and women accounting for 14.4 per cent and 18.3 per cent respectively. The six most prevalent diseases are; respiratory diseases, diarrhea, Pneumonia, Diseases of the Skin, Urinary Tract Infection and confirmed Malaria

1.18.3 Nutritional status

The nutrition status is poor, which in turn reduces the resident's labour productivity and hence are subjected to a cycle of food insecurity and dependence on relief food. According to the KDHS (2008-09) 35 per cent of children under age five in the county are stunted. Stunting is a sign of chronic malnutrition. The 35 per cent is high and there is need for deliberate efforts to reduce this figure.

1.18.4 Immunization Coverage

According to 2008-09 KDHS, 48 per cent of the children aged 12-23 months received all basic recommended vaccinations. This can be attributed to the long distance to the health facilities and the high illiteracy levels among the residents. Therefore there is need for initiatives towards providing immunization services closer to the people through mobile clinics and mass immunization campaigns.

1.18.5 Access to family planning services/Contraceptive prevalence

Family planning and contraceptive prevalence is very low with only 4 per cent of married women using modern methods of family planning. This low uptake of family planning is attributed to cultural beliefs and practices in the community. This has led to high population growth and increase in poverty due to unplanned families which strain on the local resources. Efforts must be made to encourage uptake of family planning services in line with the national goal for population growth control.

1.19 Education and Literacy

1.19.1 Pre-School Education

There are 243 pre-school centers, with 243 teachers. Enrolment for the ECD stands at 18,673 with 7,751 girls and 10,922 boys. The net enrolment rate for boys is 5.2 per cent and 5.0 per cent for girls with a total net enrolment rate of 5.1 per cent.

1.19.2 Primary Education

There are 245 primary schools with a total of 67,187 pupils and served by 931 teachers. The teacher pupil ratio is 1:72 which is higher than the recommended ratio of 1:40. The shortage of teachers currently stands at 536. There is therefore need to employ more teachers to fill the existing gap. The net enrollment rate for the primary level is 35.9 per cent for boys and 32.9 per cent for girls.

1.19.3 Literacy

The literacy level is 23.8 per cent. Only 22 per cent of women and 59 per cent of men have received any education (KDHS 2008-09). The low literacy levels mean limited skills, knowledge and innovativeness. This is a major factor that has inhibited the pursuit of resilience alternative livelihood in the county.

1.19.4 Secondary Education

There are 45 secondary schools in the county with enrolment at 10,363 and staffing at 395. The teacher student ratio is 1:26. This is a very desirable ratio but it is a result of low enrolment. The net enrolment rate is 7.5 per cent for boys and 6.8 per cent for girls. Most of the secondary schools however are lacking in the desired number of teachers especially the ones in rural areas as witnessed by the shortage of secondary teachers currently standing at 113.

1.19.5 Tertiary Education

There are four polytechnics (Wajir, Habaswein, Khorof Harar and Griftu polytechnics) run by the Ministry of Youth Affairs and currently not operational due to lack of enrolment. Khorof Harar

polytechnic is new and was funded by Wajir East CDF. There is one private college (Frontier Institute of Professional Studies) operating in the county. There are few cases of on job training mostly for craft undertakings in tailoring and masonry.

CHAPTER TWO: COUNTY SOCIO-ECONOMIC DEVELOPMENT, CHALLENGES AND STRATEGIES

2.0 Introduction

The chapter analyzes the major development challenges and cross-cutting issues that affect the development of the county. The chapter concludes with a highlight of the issues, their causes, the development objectives and strategies mapped to MTEF sectors and County functions as given in schedule four of the Constitution 2010.

2.1 Major Development Challenges

This section presents a summary of the main development issues and problems affecting the county, their causes, development objectives and proposed strategies. It also maps the development issues with the respective MTEF sectors and corresponding county functions.

2.1.1 Agriculture and Rural development

i) Low Agricultural and livestock Production

The main challenge in this sector is low agricultural productivity. Lack of access to farm inputs such as fertilizers, improved seed varieties, pesticides, machinery, and water shortage for effective irrigation form the bottlenecks to increased farm productivity. Poor access to markets for local farmers to sell their produce and earn income maintains them in the vicious cycle of poverty. The county lacks processing plants for value addition to agricultural and livestock products. The value addition is expected to increase products penetration to the wider markets.

ii) Food shortage

A large percentage of the population (72 per cent) is food poor. This is caused by over reliance on rain fed farming, poverty, lack of modern farming methods and high dependency on relief food. There is therefore need to introduce modern farming methods such as green houses and provide sufficient water for irrigation farming.

iii) Human Wildlife conflicts

The county lacks protected wildlife conservancy hence increased cases of human wildlife conflicts exhibited through snake bites, attacks of livestock by hyenas and lions. The common wildlife types are gazelles, giraffes, hyenas, ostrich and lions which are left to move freely. There is need to establish a protected area to avert these conflicts.

iv) Poor access to markets

Due to poor state of the road infrastructure, markets are inaccessible especially during the rainy season. This leads to agricultural and livestock produce not reaching to the markets in time hence

huge losses to the farmers. Inadequate market information is a big hindrance to market access and also price trends.

v) Land ownership

All land in the county is held in trust by the government hence populace hold no title deeds. This limits farmers' capacity to develop their land for sustainable development. Consequently, this has led to poor land use systems leading to environment degradation. Land adjudication, survey and issue of title deeds should be addressed urgently.

2.1.2 Energy, Infrastructure and ICT

i) Inadequate power/energy source

The proportion of population connected to sustainable power source is 3.4 per cent. Only Wajir, Eldas and Habaswein towns are connected to power and hence there is need to increase household and more market center connectivity to the national grid.

ii) Poor roads

The county has a poor road network consisting of 4,840 Km of earth surface roads, 1640 Km of gravel roads and no bitumen roads. Roads are the most common mode of transport in the county despite their poor state. The road network has improved since the county government came into place though still most of the roads are rendered impassable during rainy season thus curtailing all movements by road within the county. The county lacks proper bridges hence drifts are commonly used along the laggas which are rendered impassable during floods hence need for proper bridges.

2.1.3 General Economic, Commercial and Labour Affairs

i) Poor marketing and storage facilities

The county lacks appropriate technology and skills to process and preserve agricultural and dairy products. Lack of market information and skills amongst the farmers and business community has hampered the expansion of the market for products from the county. Poor storage facilities affect production with 90 per cent of farmers using traditional storage methods. Inactive farmers' cooperative societies and associations coupled with poor roads are a hindrance to the marketing process. Farmers' institutions need to be strengthened to improve marketing of farm and livestock products. Livestock farmers are forced to bear with exploitative middlemen due to the lack of proper marketing strategies and cooperative movement in the county.

ii) Inadequate Financial Institutions

The county has four commercial banks, no micro finance institution and only five active cooperative societies. Lack of sharia banking compliant financial institution is a major challenge in convincing the community to consume banking services. Lack of collateral has led to low credit uptake.

2.1.4 Health

i) Inadequate health facilities and services

Provision of health services is affected by the few health facilities available. The county has a total of 109 health facilities comprising of 11 level IV hospitals, 28 health centers, 64 dispensaries, three nursing homes and 54 clinics. The doctor patient ratio is 1: 70,509 which is very low comparing with the national ratio of 1:5,000. There is need for the government to invest in more doctors. Due to scarcity of the facilities people travel long distances to access health services with an average distance to the nearest health facility been 30 Km. In addition, the poor road network leads to many patients opting to forgo treatment. There is need therefore to put up staff houses and equip more health facilities as well as operationalizing the CDF and donor constructed dispensaries so that community access healthcare within 10 Km.

ii) Poor urban planning and management

The towns and urban centers in the county lack physical development plans which have led to unplanned buildings, grabbing of road reserves, lack of waste management sites and poor drainage system.

2.1.5 Education

i) Low literacy levels

The county has low literacy levels at 23.6 per cent. This is as a result of early marriages, female genital mutilation and exploitation of women among other negative vices. Action must be taken to fully address both socio-economic and cultural factors affecting education with special interest in girl-child education

ii) Understaffing and poor performance in examinations

Staffing levels are low with teacher/pupil ratio of 1:66 and 1:22 at the primary and secondary levels respectively. Other factors which have led to poor examination performance are absenteeism by pupils to attend home chores and in some instances shortage of role models who have excelled in examinations.

iii) Inadequate physical infrastructure

Most of the schools (especially secondary) lack adequate learning facilities and equipment. This has greatly affected the quality of education in the county which is clearly reflected by the performance in the national examinations. To improve the current education status, there must be concerted efforts by all education stakeholders in the county to address both physical infrastructure and learning facilities.

2.1.6 Public Administration and International Relations (PAIR)

i) Population growth

The county has a population growth rate of 3.22 per cent which is higher than the national one at 2.9 per cent. In addition, 84 per cent of the population lives in absolute poverty; hence an increase in population has direct impact on the basic needs like food, water, health and education for all ages. The high population growth has been brought about by strong religious and cultural beliefs which advocates against use of family planning, polygamy and high illiteracy levels. The life expectancy is 61.3 and 62.3 years for men and women respectively.

2.1.7 Social Protection Culture and Recreation

i) Culture

Some cultural practises have led to low development. These include early and forced marriages of the girl child thus denying the youth opportunities to advance in education. Female Genital Mutilation (FGM) is at a high rate of 90 per cent. This has exposed the girl child to risks such as HIV/AIDs infection. There is need to advocate and sensitize the population to do away with such negative cultural practices and pursue alternative channels of initiation.

ii) Underperforming Self-help groups

Most of the youth and women groups in the county have inadequate project management skills which have led to poor management. There is high default rate by borrowing groups especially among the youths who borrow funds from the youth enterprise development fund hence leading to groups' disintegration.

2.1.8 Governance, Justice, Law and Order

i) Insecurity

There have been increased cases of insecurity which manifests itself in form of inter-clan conflicts caused by fighting over resources such as land, water and grazing land. The emergence of the Al-Shabaab insurgency has complicated the insecurity situation in the county leading to over stretching the existing security resources and personnel. The Somalia border is volatile with the KDF aiding the existing security agents to beef up security in the county.

ii) Clannism

The county population is dominantly comprised of the Somali people who identify themselves through the clans. The main clans include: Degodia, Ajuran, Ogaden, and Masare. Clannism is a factor to consider in development planning and distribution of resources. Most of the conflicts experienced are related to sharing of resources especially water and pasture for livestock.

iii) Low voter registration

Only 32.3 per cent of the eligible voting population registered as voters. This can be attributed to delays in obtaining national identification cards by citizens from the county as well as insufficient voter education.

2.1.9 Environmental Protection, Water and Housing

i) Inadequate Water Supply and Sanitation

The county is faced with acute water scarcity with only 40 per cent of the population having access to safe water. Access to piped water is limited to the urban centers where approximately 1,320 households have piped water. The rest of the population uses unsafe water direct from the laggas, boreholes, shallow wells and pans. The average distance to the nearest water point is 30 Km. Water tracking has aided in providing water to settlements experienced with acute water problem. Only 23 per cent of the population use pit latrines, 4.9 per cent use bucket while 58.2 per cent use other means of sanitation such as bushes. This poses a health hazard in terms of disease outbreak such as cholera. A sewerage project is on-going in Wajir town which will cater for the town's proper waste disposal on its completion. The rest of market centers lack proper disposal system hence the need to put one in place.

ii) Environmental Degradation

Continued charcoal burning, tree cutting, overgrazing and overstocking have led to massive environmental degradation. A proper waste disposal system is lacking in all towns and market centers. This has led to non-degradable waste accumulation in the market centers. High population growth has also led to strain on the available resources by creating new settlements.

CHAPTER 3: RESOURCE MOBILIZATION

3.0 INTRODUCTION

This chapter addresses resource mobilization; county expenditure; finance management; challenges likely to be experienced and the possible solutions. Devolution of funds from national government calls for a wider public participation to ensure better utilization by those appointed as custodians. It is important to note that the funds allocated by the national government will not be adequate and therefore the need to come up with ways and means to mobilize more resources to meet the development needs of the county.

3.1 SOURCE OF REVENUES

The sources of county revenues and allocations include the following:-

a) Consolidated fund

This is from the shared national revenue as provided for in Article 202 and 203 of the Constitution. The Counties will receive at least 15% of shared national revenue from the consolidated fund based on the latest audited national revenue account. Conditional grants: funds to finance basic services such as, level five health facilities and the conditional funds are tied to specified goods, services or beneficiaries.

b) County Revenues

Taxes imposed: Taxes at the county level are another source of funds for the county governments. Article 209 (3) of the Kenyan constitution states that; “A county may impose: Property rates; Entertainment taxes; and any other tax that it is authorized to impose by an Act of Parliament”.

Fees and Charges: Occupational taxes or license fees may be imposed on businesses or individuals engaged in certain activities. The county can impose fees and charges for services they render to the people. These may include agricultural cess, livestock fees, house rent, market rent and fees, single business permit, service delivery charges, parking fees, rent for conference halls, county parks and related fee, environmental conservation fees, and may realize funds from public private partnerships projects etc.

c) Loans from money and capital markets

The county may borrow funds for capital projects. The National Government will guarantee the loan with the approval of the county assembly.

d) Financial instruments

These funds can be borrowed from the money and capital markets either internally or externally.

e) Grants and donations

Grants and donations to the county may be received from donors and foreign governments, NGOs, corporate institutions, humanitarian agencies and individuals to support social and economic development activities. This may be done with the approval of the county executive member for finance.

f) Royalties

County government may receive revenue on royalties from the natural resources within its jurisdiction.

3.2 COUNTY GOVERNMENT EXPENDITURE

The county government is expected to spend its money for recurrent expenditure and development projects such as; roads, parking facilities, street lighting, cultural entertainment facilities, sports facilities, agricultural extension support, health, water, village polytechnics, markets etc. other county government expenditure includes: Disaster preparedness; Management and Debt servicing.

3.3 MANAGEMENT OF COUNTY FINANCE

The county is fully accountable to the public on the expenditure and utilization of all funds received by or on behalf of the county government. All financial management systems are required to comply with the requirements of national legislation. The revenue fund contains the county's own revenues, intergovernmental transfers received by the county government, donor grants, borrowed funds and investment.

The process of managing the finances will be as follows; the county treasury shall prepare annual budget estimates and seek approval from the county executive committee and the county assembly. The controller of budget will authorize withdrawals from the county revenue funds. The accounting officer is accountable to the county assembly for ensuring that the funds of the entity for which the officer is designated are used in a way that is lawful and authorised. The accounts of the county will be audited by the auditor-General and submit audit reports to the relevant county assembly committees. Internal audits will also be done as a control measure.

3.4 CHALLENGES LIKELY TO BE EXPERIENCED AND POSSIBLE SOLUTION

3.4.1 Challenges

There are possible challenges that may be faced when implementing devolved functions. These include:

a) Revenue Raising

This challenge includes and not limited to: Inadequate allocation from the consolidated fund; Noncompliance with county specific revenue measures e.g. default rate; Political interference; Vested interests; Enforcement capacity and delayed resolution of disputes.

b) Transfer of Functions

Lack of clarity by the residence on functions reserved for the national government thereby seeking financial intervention from the county government putting pressure for expenditure the limited resources.

c) Inadequate Human Resource Capacity

New dispensation requires certain competencies that are not immediately available within the existing capacity. This is made worse by the remuneration offered which cannot attract and retain the rare competencies.

d) Cross County Planning and Development

Certain resources such as water, forest and roads are shared by several counties. The mechanism for consultation and coordination is not properly structured. There is also lack of uniformity of concurrence across counties in setting up the regulatory framework guiding common sub sectors.

e) Multiplicity of devolved funds managed by different entities

Existence of different uncoordinated devolved funds operating within the county, established under separate legislation such as Constituency Development Fund (CDF), Uwezo fund, Youth Fund, Women Fund etc may lead to duplication of efforts and waste of resources.

3.4.2 Possible Solutions

The following are the possible solutions for the challenges identified in 3.4.1 above;

- a) Committing a bigger percentage share of the national revenues, imposing fines, citizen sensitization and establishing of county courts to hasten enforcement.
- b) County government to broaden the revenue base.
- c) Transfer of some of the functions reserved for the national government to the county government since the citizenry is seeking intervention from the county government e.g. funding of infrastructure for primary and secondary schools.
- d) Coming up with human capacity needs assessment and mobilizing requisite resources to bridge the gaps.
- e) Putting up mechanisms for inter county and intergovernmental agencies relations.
- f) Coming up with regulatory framework to guide the multiple subsector players into county and cross county single entities.

3.5 CAPITAL PROJECTS FUNDING

Capital projects contained in this plan will be funded through budgetary allocation from the county government revenue fund and grants from development partners.

3.6 ASSETS AND FINANCIAL MANAGEMENT

The National Treasury has designed and prescribed an efficient financial management tool for the national and county governments to ensure transparency and standard financial reporting as contemplated by Article 226 of the Constitution and The Public Finance Management Act, 2012.

The County Treasury will monitor, evaluate and oversee the management of public finances and economic affairs of the county government including developing and implementing financial and economic policies, preparing the annual budget, coordinating the implementation of the budget and mobilizing resources for funding. The County Treasury is the custodian of all county government and liabilities.

CHAPTER FOUR: PROJECTS/ PROGRAMME PROPOSALS

This chapter presents a highlight of projects and programmes identified in various forums including, community participation which were sub-county specific and line departments. The chapter presents the proposed projects and programmes. The information is presented based on the county departments. For each of the department, the county sector vision and mission are stated.

4.1 DEPARTMENT OF WATER

4.1.1 Vision

Sustainable access to cost effective safe water

4.1.2 Mission

To promote and improve access to water for sustainable development

4.1.3 Strategic Objectives

- i. Provision of safe and adequate water for all
- ii. Conserve and protect water resources for sustainable development

4.1.4 Projects/ Programmes

The section captures an analysis of county ongoing and new projects and programmes.

A. On-going Projects/ Programmes

Project Name	Location/ Ward	Cost (Kshs)	Objective	Target	Description of Activities
Overhaul and Maintenance of water supplies	County Wide	72,754,387	Maintenance of water supplies across the county	To ensure all the 179 water sources are operational throughout the year.	To be implemented in FY 2014/15
Office Construction	County headquarters	8,000,000	Create office space for all officers	Construct 1 office block	To be implemented in FY 2014/15
Construction of Mega Dam	Tarbaj	150,000,000	To provide water for domestic and animal use	Construct 1 mega dam	To be implemented in FY 2014/15
Borehole drilling and development	County wide	120,000,000	To provide reliable water for domestic and animal use	Drilling of 16 boreholes by end of FY2014/15	To be implemented in FY 2014/15
Purchase of Drilling Rig and Dozzer	County headquarters	128,000,000	To reduce the cost of drilling boreholes	Purchase one Drilling Rig and Dozzer in FY 2014/5	To be implemented in FY 2014/15
Excavation of Water pans	County wide	100,000,000	To provide water for domestic and animal use	Excavate 10 Water pans by the end of FY 2014/15	To be implemented in FY 2014/15
Purchase of Motor vehicles	County headquarters	15,000,000	Facilitate the officers in executing their duties	Purchase 2 motor vehicles	To be implemented in FY 2014/15

Grant to Wajir Water & Sewerage Company	County headquarters	75,000,000	Operationalize the SAGA	To manage all the water resources	To be implemented in FY 2014/15
---	---------------------	------------	-------------------------	-----------------------------------	---------------------------------

B. New Project/ Program proposals (To be implemented in FY 2015/16)

Project/ Programme Name	Location/ Ward	Cost Kshs	Objective	Target	Description of Activities
Drilling and development of boreholes	County wide	200,000,000	Improve access to water	25	Procurement; drilling works
Construction of 4 mega dams	Critical areas with no underground water to be selected	200,000,000	Harness rain water	4	Procurement; construction works
Desilting of 15 water pans	County wide	75,000,000	Harness rain water	15	Procurement; excavation works
Maintenance of water supplies	County wide	150,000,000	Ensure steady supply of water		Maintenance works
Purchase of machinery for the dam construction unit	Head office	40,000,000		2 bull dowzers	Procurement activities; Delivery
Connections of water to households	Sub county headquarters	75,000,000	Improve access to water in an efficient manner	6 sub county headquarters	Procurement activities; Piping works
Survey and piping of water from Habaswein to Wajir town	Wajir south	300,000,000	Improve access to clean drinking water for Wajir town	Wajir town	Procurement activities; Survey activities
Construction of 12 water pans	2 in each sub county	150,000,000	Harvesting rain water	2 in each sub county	Procurement; excavation works

4.2 ENERGY, ENVIRONMENT AND NATURAL RESOURCES

4.2.1 Vision

“Sustainable access to cost effective energy in a clean and secure environment.”

4.2.2 Mission

“To promote, conserve and protect the environment and energy for sustainable development”

4.2.3 Strategic Objectives

- Exploit renewable energy for sustainable development
- Protection and sustainable management of natural resources

4.2.4 Projects / Programmes

The section captures an analysis of county ongoing and new projects and programmes.

A. On-going Projects/ Programmes

Project Name	Location/ Ward	Cost (Kshs)	Objective	Target	Description of Activities
--------------	----------------	-------------	-----------	--------	---------------------------

Purchase of Solar lamps	County wide	20,000,000	To introduce alternative sources of power in aid to reduce pollution	7 sites to benefit in FY2014/15	To be implemented in FY 2014/15
Indigenous trees nursery establishment	Bute, Habaswein, Arbajahan, Kutulo	5,500,000	To produce seedlings for increasing indigenous tree cover	5 sites in to be targeted in FY2014/15	To be implemented in FY 2014/15
construction of sand and check dams	Laghboqol, Danaba, Gurar, Mansa, Habaswein	7,000,000	To increase water for irrigation	5 sites in to be targeted in FY2014/15	To be implemented in FY 2014/15
Establishment of Forests & conservation of forests	County wide	10,000,000	Increase vegetation cover in order to reduce desertification.	9 sites to be covered in FY2014/15	To be implemented in FY 2014/15
Woodland and bush fire protection	Boji, Laghboqol, Habaswein & Khorof Harar	7,000,000	To prevent bushfires and reduce damage in case of occurrence	4 sites to be covered in FY2014/15	To be implemented in FY 2014/15
Mineral exploration	Wajir North & Wajir East Sub counties	3,000,000	To ascertain the available minerals in the county	6 sites to be covered in FY2014/15	To be implemented in FY 2014/15
Environmental sensitization	County wide	5,000,000	To sensitize the community on environmental conservation	13 trainings targeted	To be implemented in FY 2014/15

B. New Project/ Program proposals (To be implemented in FY 2015/16)

Project/ Programme Name	Location/ Ward	Cost	Objective	Target	Description of Activities
Solar street light for County head quarter (400 masts)	Wajir Town	200 M	<ul style="list-style-type: none"> Provide alternative renewable energy Reduce cost in the long term Earn carbon credit 	<ul style="list-style-type: none"> Install 400 mast in all streets and strategic sites 	<ul style="list-style-type: none"> Tendering for Solar street light acquisition/installation Planning & Designing installation zones, streets & strategic sites Commissioning of the project (Installation) Decommissioning and approval
Solar street light for County head quarter (400 masts)	Wajir Town	200 M	<ul style="list-style-type: none"> Provide alternative renewable energy Reduce cost in the long term Earn carbon credit 	<ul style="list-style-type: none"> Install 400 mast in all streets and strategic sites 	<ul style="list-style-type: none"> Tendering for Solar street light acquisition/installation Planning & Designing installation zones, streets & strategic sites Commissioning of the project (Installation) Decommissioning and approval
Biogas project (household)	Wajir town	810 M	<ul style="list-style-type: none"> To embrace alternative sources of energy 	3000 households	<ul style="list-style-type: none"> Tendering for Biogas installation Planning & Designing installation zones, streets & strategic sites

					<ul style="list-style-type: none"> Commissioning of the project (Installation) Decommissioning and approval
Indigenous tree nursery establishment	Whole County	20 M	<ul style="list-style-type: none"> Combat desertification Restoration of destroyed dryland indigenous forest 	50,000 seedlings	<ul style="list-style-type: none"> Acquire tools & equipment for producing seedlings Field work for collection of indigenous seeds
Afforestation programs	Whole County	10 M	<ul style="list-style-type: none"> Combat desertification Restoration of destroyed dryland indigenous forest 	Plant 30,000 indigenous plants annually	<ul style="list-style-type: none"> Planting of seedlings before onset of rains Distribution of seedlings to schools, institutions
Dryland biodiversity conservation (program)	Whole County	20 M	<ul style="list-style-type: none"> Sustainable use of dryland biological resource Enforcement of environmental policies and laws 	<ul style="list-style-type: none"> Conduct civic education to the masses via community radio weekly program Fast track the operation of gums & resins plant for value addition 	<ul style="list-style-type: none"> Workshops/seminars for stakeholders Field monitoring Interactive radio programs
Training and capacity for environmental Officers	All environment Officers at all levels	10 M	<ul style="list-style-type: none"> Develop competent & skilled personnel on matters environment & NRM 	<ul style="list-style-type: none"> Train all environment Officers at ward & Sub-County level Register all environment Officers as associate experts with NEMA Acquire practicing license for all environment Officers 	<ul style="list-style-type: none"> Venue identification (KSG) EIA courses EIA registration
Recruitment of Environment Officers at Ward level (30)	6 sub-Counties	10 M	<ul style="list-style-type: none"> Further decentralization of environmental services & NRM Enhance revenue collection 	Recruit 30 environment Officers	<ul style="list-style-type: none"> Advertisement Interviews & selection
Soil & vegetation conservation (program)	Whole County	15 M	<ul style="list-style-type: none"> Arrest massive soil movements in landslide/erosion prone areas of the County 	Construct 500 gabions mostly in Wajir North sub-County to reduce speed of water and arrest washing of soils & creation of gullies	<ul style="list-style-type: none"> Site identification Procurement & tendering Construction work
Establish Plastic & non-organic solid waste recycling plant	County H/Q and 6 sub-Counties	30 M	<ul style="list-style-type: none"> Clean our towns Generate revenue for the County Create employment 	Recycle about 1 ton of solid wastes	<ul style="list-style-type: none"> Site selection Procurement Construction works Training of personnel Selling/re-using of by-products

4.3 PUBLIC SERVICE, LABOUR AND DECENTRALISED SERVICES

4.3.1 Vision

“To ensure effective and efficient services delivery to the people of county”

4.3.2 Mission

“To provide and promote efficient service delivery to the people living in the county so as to enable them become useful and responsible citizens in the county”

4.3.3 Strategic Objectives

- To establish an efficient institutional framework for effective service delivery.
- To increase the efficiency and effectiveness of the human resource functions:
- To achieve a more enabling legislative and regulatory framework
- To construct and furnish offices in the decentralized units-sub-counties, wards and villages for efficient service to the inhabitants of the county in the respective localities.

4.3.4 Projects / Programmes

The section captures an analysis of county ongoing and new projects and programmes.

A. On-going Projects/ Programmes

Project Name	Location/ Ward	Cost	Objective	Target	Description of Activities
Capacity building of staff	All Sub-counties	7,000,000	Ensure adequate effectiveness and efficiency in delivery of service from county staff	Carry out 4 trainings	To be implemented in FY 2014/15
Purchase of motor vehicle	County headquarters	8,000,000	Facilitate the officers in executing their duties	Purchase 1 motor vehicle	To be implemented in FY 2014/15
Develop Schemes of service	County HQ	3,000,000	-To help career progression, upward mobility and employee motivation	1 scheme of service	On-going
HR Policy and work place policy	County HQ	1,000,000	-To ensure adherence of regulation, decision making and timeliness in work performance -To create healthy and safe environment.	1 policy to be prepared	On-going
Rolling out performance appraisal system,	County HQ	2,000,000	-To gauge employee performance	All staff to be appraised	On-going
Data bank for all County Human Resource.	County HQ	3,000,000	-To identify individual employee profile	1 data bank	On-going

B. New Projects/ Programs proposal (To be implemented in FY 2015/16)

Project/ Programme Name	Location/ Ward	Cost	Objective	Target	Description of Activities
Capacity building of employees	County	10M	-To increase knowledge, skills and change of attitude	All employees	To carry out training need assessment

Carry out consultancy programmes	County	5M	-To generate revenue for the department	10	-Hire consultant to train the identified staff. -Develop materials for in house training -Buy the necessary equipment for training.
Develop Work place Environment policy	County	10M	To work in healthy and safe environment	All Employees	-Get inputs from Heads of departments -Retreats for discussion
Training facilities for hiring	6 Sub County	30M	-To generate revenue -To have facilities close to the people		-Tendering process

4.4 FINANCE AND ECONOMIC PLANNING

4.4.1 Vision

A leading sector in public policy formulation, implementation, coordination, supervision and prudent resource management

4.4.2 Mission

To remain committed to promoting the principles of transparency, public participation and collaboration by setting standard for access disclosure and protection of information. The department believes in communicating better to the public and national government.

4.5.3 Projects/ Programmes

The section captures an analysis of county ongoing and new projects and programmes.

A. On-going Projects/ Programmes

Project/ Programme Name	Location/ Ward	Cost (Kshs)	Objective	Target	Description of Activities
Review/ updating of CIDP & sectoral plan	County wide	5,000,000	<ul style="list-style-type: none"> Include high value projects in the county 	Review the CIDP and update the sectoral plan	To be implemented in FY2014/15
installation of GIS system	County HQs	3,927,200	<ul style="list-style-type: none"> Track implementation of all projects 	Installation of one system	To be implemented in FY2014/15
Carrying out Economic Surveys	County wide	2,000,000	<ul style="list-style-type: none"> Update the economic data of the county 	Carry out four economic surveys	To be implemented in FY2014/15
Library supplies	County HQs	3,000,000	<ul style="list-style-type: none"> Create a resource centre for the community 	Equip the library with modern learning materials	To be implemented in FY2014/15
Purchase of motor vehicle- hard top Land cruiser	County HQs	8,000,000	<ul style="list-style-type: none"> Facilitate the officers in executing their duties 	Purchase one motor vehicle	To be implemented in FY2014/15
Drought - Hunger Safety net	County wide	10,000,000	<ul style="list-style-type: none"> To cushion the communities against drought and hunger To build resilience of the communities 	All the vulnerable people in the county not covered by HSNP	To be implemented in FY2014/15

			against disasters		
Emergency Fund	County wide	80,000,000	<ul style="list-style-type: none"> To respond to emergencies/ disasters in time to reduce losses; 	Reduce effect of disasters by 50%	To be implemented in FY2014/15
NGO Coordination	County wide	15,000,000	<ul style="list-style-type: none"> To ensure smooth coordination of NGOs and partners in the county 	Coordinate operations of all NGOs and Partners	To be implemented in FY2014/15
Conflict resolution and security	County wide	39,920,864.4	<ul style="list-style-type: none"> Reduce conflicts and ensure security in the county 	Reduce the cases of insecurity and conflicts by 50%	To be implemented in FY2014/15
Inter-governmental relations	County HQs	10,000,000	<ul style="list-style-type: none"> To ensure smooth and Proper relations established with other government 	To keep proper relations with all the governments	To be implemented in FY2014/15

B. New Projects/ Programs proposal (For implementation in FY 2015/16)

Project/ Programme Name	Location/ Ward	Cost	Objective	Target	Description of Activities
Updating of CIDP & sectoral plan	County HQs	2,000,000	Review progress and allocate resources to high value projects in the county	Review the CIDP and update the sectoral plan	Collecting proposals from all departments; Visiting the communities to get their views; Preparation of the final documents
Carrying out Economic Surveys	County wide	4,000,000	<ul style="list-style-type: none"> Update the economic data of the county 	Carry out two economic surveys	Collection of data; Preparation of the survey report
Library supplies	County HQs	3,500,000	<ul style="list-style-type: none"> Create a resource centre for the community 	Equip the library with modern learning materials	Stocking of the library with modern books
Emergency Fund	County wide	100,000,000	<ul style="list-style-type: none"> To respond to emergencies/ disasters in time to reduce losses; 	Reduce effect of disasters by 50%	Setting up the fund; Operationalizing the fund.
Drought - Hunger Safety net	County wide	20,000,000	<ul style="list-style-type: none"> To cushion the communities against drought and hunger To build resilience of the communities against disasters 	All the vulnerable people in the county not covered by HSNP	Recruitment of beneficiaries; Identification of disbursement criteria; Disbursement of the funds
Conflict resolution and security	County wide	50,000,000	<ul style="list-style-type: none"> Reduce conflicts and ensure security in the county 	Reduce the cases of insecurity and conflicts by 50%	Sensitization among the communities on co-existence; Improving the security infrastructure
Inter-governmental relations	County HQs	10,000,000	<ul style="list-style-type: none"> To ensure smooth and Proper relations established with other government 	To keep proper relations with all the governments	Cooperating with other governments within the existing inter-governmental laws
NGO Coordination	County wide	12,000,000	<ul style="list-style-type: none"> To ensure smooth coordination of NGOs and partners 	Coordinate operations of all NGOs and Partners	Integrating the activities of all NGOs and Partners with the CIDP

			in the county		
Purchase of motor vehicle- hard top Land cruiser	County HQs	8,000,000	<ul style="list-style-type: none"> Facilitate the officers in executing their duties 	Purchase one motor vehicle	Procurement, delivery of motor vehicles

4.5 INFORMATION COMMUNICATION AND E-GOVERNMENT

4.5.1 Vision

“A county recognized for utilizing modern information and communications technology to drive productivity and economic prosperity”

4.5.2 Mission

“To strengthen the foundation for knowledge- based economy through provision of world class ICT infrastructure and e-government services in an environment that encourages and enhances sustainable and participatory and sustainable development.”

4.5.3 Strategic Objectives

- Developing knowledge based economy
- Enhancing access to internet services for every home, institution and business through robust, accessible and affordable infrastructure
- Enhancing access of public services to all citizens through ICT
- Attracting investment through ICT
- Promoting local entrepreneurship and innovation

4.5.4 Projects/ Programmes

The section captures an analysis of county ongoing and new projects and programmes.

C. On-going Projects/ Programmes

Project/ Programme Name	Location/ Ward	Cost	Objective	Target	Description of Activities
Construction of 6 community centres	HQs of the 6 sub counties	137,871,058	<ul style="list-style-type: none"> To improved public access to information 	Operationalize all the centres	On-going
Construction of Citizen Service Centre	Wajir town	28,445,027	<ul style="list-style-type: none"> To improved public access to information 	Construct 1 center	On-going
Construction Radio station	Wajir town	17,816,470	<ul style="list-style-type: none"> To enhance flow of information to the public 	Construct 1 station	On-going
Completion of Community centres	County wide	53,000,000	<ul style="list-style-type: none"> To improved public access to information 	Operationalize all the centres	Fast-tracking the construction works
Cabling of the county headquarter offices	County HQs	7,000,000	<ul style="list-style-type: none"> Ensure connection to internet 	To ensure Internet & network connectivity in the office	To be implemented in FY2014/15
Cabling of the sub-county offices	All sub-county offices	10,000,000	<ul style="list-style-type: none"> Ensure connection to internet 	To ensure Internet & network connectivity in the offices	To be implemented in FY2014/15

Cabling of Citizen Service Centre, Radio & Community Centres	County wide	12,000,000	<ul style="list-style-type: none"> • Ensure connection to internet 	To ensure Internet & network connectivity in the offices	To be implemented in FY2014/15
Cabling of Information, Trade & Education offices	County HQs	7,500,000	<ul style="list-style-type: none"> • Ensure connection to internet 	To ensure Internet & network connectivity in the offices	To be implemented in FY2014/15
Construction of public baraza sheds	County wide	24,000,000	<ul style="list-style-type: none"> • To establish venues for public forums across the county 	Construct 6 baraza sheds across the county	To be implemented in FY2014/15
Setting up of Data centre (Communication & Server Room)	County HQs	5,000,000	<ul style="list-style-type: none"> • To support internet and county data 	To establish I data centre	To be implemented in FY2014/15
Fibering Wajir town	County HQs	23,000,000	<ul style="list-style-type: none"> • Ensure connection to internet 	To ensure Internet & network connectivity in the town	To be implemented in FY2014/15
Community participation programmes	County wide	10,000,000	<ul style="list-style-type: none"> • To public participation in county development activities 	To involve the public on county developmental agendas	To be implemented in FY2014/15
Purchase of one vehicle	County HQs	6,000,000	<ul style="list-style-type: none"> • Facilitate the officers in executing their duties 	Purchase one motor vehicle	To be implemented in FY2014/15

D. New Projects/ Programs proposal (For implementation in FY 2015/16)

Project/ Programme Name	Location/ Ward	Cost	Objective	Target	Description of Activities
Construction of Baraza sheds	All ward HQs	50 Million	Enhance public participation	12	BQ preparation, Advertising , Awarding, Construction
Establishment of Model ICT centre	Sub-county HQs	120 Million	Enhance capacity building	6	BQ preparation, Advertising , Awarding, Construction
Extension of Fibre optic cable to all sub-county	Sub-county HQs	200 Million	Fast & reliable connectivity	6	BQ preparation, Advertising, Awarding, Construction
Construction and equipping Information Resource centres/e-Library	County HQ	30 Million	Information dissemination to the public and county staff	1	BQ preparation, Advertising ,Awarding, Construction
Establishment of ICT Incubation Hub	County HQ	50 Million	Enable innovation	1	BQ preparation, Advertising, Awarding, Construction
Increase mobile network coverage across the county	County wide	200 Million	Provision of reliable network connectivity	All the wards	Collaboration with service providers

4.6 PUBLIC WORKS, ROADS AND TRANSPORT

4.6.1 Vision

“To achieve and sustain excellence in the construction and maintenance of roads, transport, buildings and other Public Works.”

4.6.2 Mission

“To provide quality infrastructure and timely services for sustainable socio-economic development.”

4.6.3 Strategic Objectives

- Improve roads network and upgrade it from earthen to bitumen(tar marked)
- Improvement in the provision of quality infrastructures and better service delivery
- Improved regulation in the Public Transport Systems

4.6.4 Projects /Programmes

The section captures an analysis of county ongoing and new projects and programmes.

A. On-going Projects/ Programmes

Project/ Programme Name	Location/ Ward	Amount Allocated	Objective	Target	Completion status
Tarmacking of Wajir town	County HQs	785,245,000	<ul style="list-style-type: none">• To facilitate efficient road system within the town	Tarmac 25km within Wajir town	To be implemented in FY2014/15
Weigh bridge (Mobile)	Strategic roads	1,400,00	<ul style="list-style-type: none">• To ensure the right tonnage for vehicles using county roads	Installation of 2 bridges	To be implemented in FY2014/15
Gravelling of Batalu-Ajawa - 5KM	Wajir North	8,325,000	<ul style="list-style-type: none">• Improve road condition	5KM	To be implemented in FY2014/15
Gravelling of Matho-Abdiwaqo - 5KM	Eldas	8,325,000	<ul style="list-style-type: none">• Improve road condition	5KM	To be implemented in FY2014/15
Gravelling of Griftu-FatumaNur - 6KM	Wajir West	9,990,000	<ul style="list-style-type: none">• Improve road condition	6KM	To be implemented in FY2014/15
Gravelling of Haragal-Majabow - 7KM	Tarbaj	11,655,000	<ul style="list-style-type: none">• Improve road condition	7KM	To be implemented in FY2014/15
Gravelling of Abakore-H/Wein - 6KM	Wajir South	9,990,000	<ul style="list-style-type: none">• Improve road condition	6KM	To be implemented in FY2014/15
Gravelling of Riba-Khorofharar - 5KM	Wajir East	8,325,000	<ul style="list-style-type: none">• Improve road condition	5KM	To be implemented in FY2014/15
Gravelling of K/Harar-Konton - 3KM	Wajir East	4,995,000	<ul style="list-style-type: none">• Improve road condition	3KM	To be implemented in FY2014/15
Bush Clearing of Ribe-Gerille - 40KM	Wajir East	3,000,000	<ul style="list-style-type: none">• Improve road condition	40KM	To be implemented in FY2014/15
Drift at Bute Town-Opp.Police Station-40KM	Wajir North	3,000,000	<ul style="list-style-type: none">• Improve road condition	To construct 40M drift	To be implemented in FY2014/15
Gravelling of Watiti-Hote -6KM	Wajir North	9,990,000	<ul style="list-style-type: none">• Improve road condition	6KM	To be implemented in FY2014/15
Gravelling of Wajir-Elnur - 5KM	Eldas	8,325,000	<ul style="list-style-type: none">• Improve road condition	5KM	To be implemented in FY2014/15

Bush Clearing of QarsaJuqala - 40KM	Eldas	3,000,000	• Improve road condition	40KM	To be implemented in FY2014/15
Gravelling of Hadado-Barmil	Wajir West	9,990,000	• Improve road condition	KM	To be implemented in FY2014/15
Drift at A/Masajida-B. Qasab -40M	Wajir West	3,000,000	• Improve road condition	To construct 40M drift	To be implemented in FY2014/15
Gravelling of Sarman-Berjanay - 7KM	Tarbaj	11,655,000	• Improve road condition	7KM	To be implemented in FY2014/15
Gravelling of Arbajahan-Basir- 3KM	Wajir West	4,995,000	• Improve road condition	3KM	To be implemented in FY2014/15
Bush Clearing of AdanAwale-Qara - 30KM	Wajir West	2,250,000	• Improve road condition	30KM	To be implemented in FY2014/15
Gravelling of Dadaj-Sarif -7 KM	Wajir South	11,655,000	• Improve road condition	7 KM	To be implemented in FY2014/15
Gravelling of Diif-Agatlahel - 6KM	Wajir South	9,990,000	• Improve road condition	6KM	To be implemented in FY2014/15
Emergency Works	County wide	15,000,000	• Improve road condition during bad weather conditions	All affected roads	To be implemented in FY2014/15
Drift at LaghHar-Griftu	Wajir West	3,000,000	• To ensure the section is passable throughout the year	To construct 40M drift	To be implemented in FY2014/15
Drift at Adhemasajida-LMD	Wajir West	3,000,000	• To ensure the section is passable throughout the year	To construct 40M drift	To be implemented in FY2014/15
Grading of Welathi-FatumaNur	Wajir West	2,700,000	• Improve road condition	30KM	To be implemented in FY2014/15
Drift at Biyamadhow	Wajir South	3,000,000	• To ensure the section is passable throughout the year	To construct 40M drift	To be implemented in FY2014/15
Gravelling of H/Wein Town	Wajir South	3,060,000	• Improve road condition	2KM	To be implemented in FY2014/15
Drift at FaarWaaley	Wajir East	3,000,000	• To ensure the section is passable throughout the year	To construct 40M drift	To be implemented in FY2014/15
Gravelling of Sunrise &Waberi	Wajir East	3,780,000	• Improve road condition	2.4KM	To be implemented in FY2014/15
Gravelling of Barwaqo&Elbay	Wajir East	3,937,000	• Improve road condition	2.5KM	To be implemented in FY2014/15
Drift at Wajir Bor-Opp Sec. Sc	Wajir East	3,000,000	• Improve road condition	To construct 40M drift	To be implemented in FY2014/15
Consultancy on Bridge Design at Buna	Wajir North	3,000,000	• To establish the right design to be constructed	-	To be implemented in FY2014/15
Drift at Ajawa	Wajir North	2,250,000	• To ensure the section is passable throughout the year	To construct 30M drift	To be implemented in FY2014/15
Gravelling of Gurar	Wajir North	4,162,500	• Improve road	2.5KM	To be implemented

Town			condition		in FY2014/15
Gravelling of Bute Town	Wajir North	3,330,000	• Improve road condition	2KM	To be implemented in FY2014/15
Drift at Tulatula-towards AbaqMathobe	Eldas	3,000,000	• To ensure the section is passable throughout the year	To construct 40M drift	To be implemented in FY2014/15
Gravelling of Basir-Arbajahan	Eldas	4,995,000	• Improve road condition	3KM	To be implemented in FY2014/15
Gravelling of Balatulamin-Griftu	Eldas	4,162,500	• Improve road condition	2.5KM	To be implemented in FY2014/15
Drift at Farwaley-Dasheq	Tarbaj	3,000,000	• To ensure the section is passable throughout the year	To construct 40M drift	To be implemented in FY2014/15
Drift at Sarman	Tarbaj	3,000,000	• To ensure the section is passable throughout the year	To construct 40M drift	To be implemented in FY2014/15
Drift at Elben	Tarbaj	3,000,000	• To ensure the section is passable throughout the year	To construct 40M drift	To be implemented in FY2014/15
Grading of Jowhar-Dasheq road	Tarbaj	2,520,000	• Improve road condition	28KM	To be implemented in FY2014/15
KaziKwaVijana – bush clearing	All Wards	30,000,000	• Improve road condition and create employment to youths	To bush clear 450KM	To be implemented in FY2014/15
Gravelling of Bute-Ogorji	Wajir North	8,325,000	• Improve road condition	5KM	To be implemented in FY2015/16
Gravelling of Kilkiley-Abdiwaqo	Eldas	8,325,000	• Improve road condition	5KM	To be implemented in FY2015/16
Gravelling of Griftu-Arbajahan	Wajir West	9,990,000	• Improve road condition	6KM	To be implemented in FY2015/16
Gravelling of Elben-Mansa	Tarbaj	11,655,000	• Improve road condition	7KM	To be implemented in FY2015/16
Gravelling of Ibrahim Urey-Wajir bor	Wajir South	9,990,000	• Improve road condition	6KM	To be implemented in FY2015/16
Gravelling of Khorof Harar-Konton	Wajir East	8,325,000	• Improve road condition	5KM	To be implemented in FY2015/16
Gravelling at K/Harar-Kutulo	Wajir East	4,995,000	• Improve road condition	3KM	To be implemented in FY2015/16
Bush Clearing of Walmarer-Khorof Harar	Wajir East	3,000,000	• Improve road condition	40KM	To be implemented in FY2015/16
Drift at Watiti	Wajir North	3,000,000	• To ensure the section is passable throughout the year	To construct 40M drift	To be implemented in FY2015/16
Gravelling of Ogorji road	Wajir North	9,990,000	• Improve road condition	6KM	To be implemented in FY2015/16
Gravelling of Elnur-Elyunis	Eldas	8,325,000	• Improve road condition	5KM	To be implemented in FY2015/16
Bush Clearing of Yaqo-Dela	Eldas	3,000,000	• Improve road condition	40KM	To be implemented in FY2015/16
Gravelling of	Wajir West	9,990,000	• Improve road	6KM	To be implemented

Adhimasajida-Hadado			condition		in FY2015/16
Drift at Baraqothey	Wajir West	3,000,000	<ul style="list-style-type: none"> To ensure the section is passable throughout the year 	To construct 40M drift	To be implemented in FY2015/16
Gravelling of Wargadud-Kajaja	Tarbaj	11,655,000	<ul style="list-style-type: none"> Improve road condition 	7KM	To be implemented in FY2015/16
Gravelling of Arbajahan-Basir	Wajir West	4,995,000	<ul style="list-style-type: none"> Improve road condition 	3KM	To be implemented in FY2015/16
Drift at Garsekhoftu	Wajir West	3,000,000	<ul style="list-style-type: none"> To ensure the section is passable throughout the year 	To construct 40M drift	To be implemented in FY2015/16
Gravelling of Sukela road	Wajir South	11,655,000	<ul style="list-style-type: none"> Improve road condition 	7 KM	To be implemented in FY2015/16
Gravelling of Extension of Biyamadho	Wajir South	9,990,000	<ul style="list-style-type: none"> Improve road condition 	6KM	To be implemented in FY2015/16
Emergency Works -	County wide	15,000,000	<ul style="list-style-type: none"> Improve road condition during bad weather conditions 	All affected roads	To be implemented in FY2015/16
Drift at LaghHar-Hadado	Wajir West	3,000,000	<ul style="list-style-type: none"> To ensure the section is passable throughout the year 	To construct 40M drift	To be implemented in FY2015/16
Drift at Lakole South	Wajir West	3,000,000	<ul style="list-style-type: none"> To ensure the section is passable throughout the year 	To construct 40M drift	To be implemented in FY2015/16
Gravelling of Athibol-Hadado	Wajir West	4,995,000	<ul style="list-style-type: none"> Improve road condition 	3KM	To be implemented in FY2015/16
Drift at Diif	Wajir South	3,000,000	<ul style="list-style-type: none"> To ensure the section is passable throughout the year 	To construct 40M drift	To be implemented in FY2015/16
Gravelling of Habasein Town	Wajir South	3,060,000	<ul style="list-style-type: none"> Improve road condition 	2KM	To be implemented in FY2015/16
Drift at KhorofHarar Entry	Wajir East	3,000,000	<ul style="list-style-type: none"> To ensure the section is passable throughout the year 	To construct 40M drift	To be implemented in FY2015/16
Gravelling of Sunrise & Waberi	Wajir East	3,780,000	<ul style="list-style-type: none"> Improve road condition 	2.4KM	To be implemented in FY2015/16
Gravelling of Barwaqo & Jogoo	Wajir East	3,937,000	<ul style="list-style-type: none"> Improve road condition 	2.5KM	To be implemented in FY2015/16
Gravelling of Township	Wajir East	3,060,000	<ul style="list-style-type: none"> Improve road condition 	2KM	To be implemented in FY2015/16
Gravelling of Buna	Wajir North	8,325,000	<ul style="list-style-type: none"> Improve road condition 	5KM	To be implemented in FY2015/16
Drift at Ajawa	Wajir North	2,250,000	<ul style="list-style-type: none"> To ensure the section is passable throughout the year 	30M	To be implemented in FY2015/16
Gravelling of Gurar Town	Wajir North	4,162,500	<ul style="list-style-type: none"> Improve road condition 	2.5KM	To be implemented in FY2015/16
Gravelling of Bute Town	Wajir North	3,330,000	<ul style="list-style-type: none"> Improve road condition 	2KM	To be implemented in FY2015/16
Drift at Griftu Rd-Ajaarmati	Eldas	3,000,000	<ul style="list-style-type: none"> To ensure the section is passable throughout the year 	To construct 40M drift	To be implemented in FY2015/16

Gravelling of Dela	Eldas	4,995,000	<ul style="list-style-type: none"> • Improve road condition 	3KM	To be implemented in FY2015/16
Gravelling of Balatulamin-Griftu	Eldas	4,162,500	<ul style="list-style-type: none"> • Improve road condition 	2.5KM	To be implemented in FY2015/16
Drift at Farwaley-Dasheq	Tarbaj	3,000,000	<ul style="list-style-type: none"> • Improve road condition 	To construct 40M drift	To be implemented in FY2015/16
Bushclearing at Sarman	Tarbaj	3,000,000	<ul style="list-style-type: none"> • Improve road condition 	40KM	To be implemented in FY2015/16
Drift at Dambas	Tarbaj	3,000,000	<ul style="list-style-type: none"> • To ensure the section is passable throughout the year 	To construct 40M drift	To be implemented in FY2015/16
Grading of Hasan Yarow-Katote	Tarbaj	2,520,000	<ul style="list-style-type: none"> • Improve road condition 	28KM	To be implemented in FY2015/16
KaziKwaVijana - Bush Clearing	All Wards	30,000,000	<ul style="list-style-type: none"> • Improve road condition • Create employment 	450KM	To be implemented in FY2015/16
Tarmacking of 25 KM of Township Roads-Extension	Wajir Town	1,200,000,000	<ul style="list-style-type: none"> • To improve the roads in the town 	25 KM	To be implemented in FY2015/16
			•		
Wajir County HQs	Wajir	136,730,070.00	<ul style="list-style-type: none"> • To create office space for the executive 	1 county office block	35%
Construction of Wajir County Assembly	Wajir	147,750,023.60	<ul style="list-style-type: none"> • To create office space for the county assembly members 	1 county assembly office block	Works Commenced Aug 2014
Public Works Plant Workshop Ph. 1	Wajir	3,974,274.00	<ul style="list-style-type: none"> • Establish efficient plant workshop 	1 workshop	80% complete
Ward Admin Office	Tarbaj	9,999,050.00	<ul style="list-style-type: none"> • Create space for ward administrator 	One office	96% complete
Construction of Public Works Offices/ Additional Facilities	County HQs	5,000,000	<ul style="list-style-type: none"> • To create office space for the officers 	Construct one office	To be implemented in FY2014/15
Construction of County Assembly Completion of County offices	County HQs	250,000,000	<ul style="list-style-type: none"> • Create space and enabling working conditions 	Construct county one assembly hall; Complete one county office	Implementation to continue in FY2014/15
Purchase of plants/machineries for hire	County HQs	25,000,000	<ul style="list-style-type: none"> • To reduce cost of maintenance of county roads; • To hire out the machines 	Procurement of grading machines	To be implemented in FY2014/15
Emergency works	County wide	15,000,000	<ul style="list-style-type: none"> • Respond to damaged roads during emergencies 	To repair roads in a timely manner during emergencies	To be implemented in FY2014/15
Purchase of a Landcruiser	County HQs	8,000,000	<ul style="list-style-type: none"> • Facilitate the officers in executing their duties 	Purchase one motor vehicle	To be implemented in FY2014/15

B. New Projects/ Programs proposal (For implementation in FY 2015/16)

Project/	Location/	Cost	Objective	Target	Description of
----------	-----------	------	-----------	--------	----------------

Programme Name	Ward				Activities
Construction of Public Parking Bays	Wajir Township		To provide secure parking bays	10 Parks	Procurement; Construction works
Wajir sewerage	Wajir town	200,000,000	To improve sanitation & sewerage infrastructure disposal	Complete sewerage system in Wajir	Consultancy on designs; Construction of sewerage Infrastructure.
Storm water management	Bute	4,500,000	To control & mitigate against perennial floods	Construct 1 management system	Design; Procurement; Construction works
Storm water management	Gurar	4,500,000	To control & mitigate against perennial floods	Construct 1 management system	Design; Procurement; Construction works
Storm water management	Buna	4,500,000	To control & mitigate against perennial floods	Construct 1 management system	Design; Procurement; Construction works

4.7 AGRICULTURE, LIVESTOCK AND LIVESTOCK DEVELOPMENT

4.8.1 Vision

To be globally competitive in delivery of efficient and effective agriculture and livestock production services.

4.8.2 Mission

To improve the livelihoods of Wajir County pastoralists and ensure food security by promoting innovative, commercially oriented agriculture and livestock farming through creating an enabling environment, providing support services and ensuring sustainable natural resources management.

4.8.3 Programmes/Programmes

The section captures an analysis of county ongoing and new projects and programmes.

A. On-going Projects/ Programmes

Project Name	Location/ Ward	Cost	Objective	Target	Completion Status
Staff training	County wide	5,000,000	Equip staff with modern skills Improve service delivery	128 staff	To be implemented in FY 2014/15
Purchase of program Vehicle and Motorcycles	County wide	6,000,000	Improve program delivery	1 vehicle 12 motorcycles	To be implemented in FY 2014/15
Construction of Offices	County wide	7,000,000	Create office space for staff	4	To be implemented in FY 2014/15
Livestock census	County wide	2,000,000	Reliable data for planning	1 census	To be implemented in FY 2014/15
Breed improvement	County wide	5,000,000	Improved breeds	100 breeding	To be

Project Name	Location/ Ward	Cost	Objective	Target	Completion Status
program				animals	implemented in FY 2014/15
Poultry promotion program	County wide	2,000,000	Diversified livelihoods	10 poultry units	To be implemented in FY 2014/15
Livestock markets improvement program	Various locations	7,500,000	Construct modern Markets	3 markets	To be implemented in FY 2014/15
Construction of hay stores	Various location	6,800,000	Improved fodder conservation	5 stores	To be implemented in FY 2014/15
Veterinary support services	County wide	15,000,000	Vaccinations Animal treatment Permits issued	1,000,000 animals vaccinated or treated, 200 permits issued, 30,000 carcasses inspected	To be implemented in FY 2014/15
Completion of Wajir Export Slaughter House	Wajir town	135M	Value addition Increased income for farmers	1 abattoir completed and operationalized	On-going
Construction of Vet lab	Wajir town	7,000,000	Disease control Improved productivity	1 lab constructed and equipped	To be implemented in FY 2014/15
Completion of Buna Tannery	Buna	7,000,000	Value addition Increased income for farmers	1 tannery	On-going
Water harvesting structures-pans	Habaswein,Lagbo qol Hadado, Eldas, Buna	160 M	To provide water for livestock	5 locations	On-going
Provision of irrigation infrastructure	Barwaqo, Township, Wagberi, Khorofharar, Habaswein, Elnur, wagala, Bute, Kutulo, Tarbaj, Eldas, Giriftu,	25 M	Improve food production Food security	12 locations	On-going
Purchase of agricultural Farm Mechanization Equipment (purchase of 3 tractors,3 trailer Tanks, 2 disk ploughs & 1 harrow)	countywide	15M	To provide farmers with cheap and accessible farm inputs	3 tractors,3 trailer Tanks, 2 disk ploughs & 1 harrow	On-going
Purchase of motor-cycles (16 motor-bikes	County wide Frontline extension officers		To facilitate movement of officers	16 motorbikes	14 delivered, 2 motorbikes yet to be delivered
Purchase of shed nets for horticulture production	Sub-County model farms	3.9 M	To demonstrate to farmers	All sub counties	Frames to be procured
Facilitation of Vaccination and Mass treatments	All Sub counties, Buna, Lehely	20M	Prevent disease outbreak and spread	All sub counties	Ongoing
Purchase of veterinary drugs	All sub-county, Buna Lehely	40M	Prevent disease outbreak and spread	All sub counties	Ongoing
Purchase of sampling kits and other surveillance materials.	All sub county HQ, Buna, Lehely	4M	Prevent disease outbreak and spread	All sub counties	Ongoing
Modern Livestock market	Eldas	31,532,117	Construct modern Markets	1 market	Ongoing

Project Name	Location/ Ward	Cost	Objective	Target	Completion Status
Purchase of Bales of hay	All sub-county	3,950,000	To stock livestock feed	All hay stores to be stocked	On going
Supply of farm inputs (Certified seeds for crops and pasture)	County wide	10,000,000	Increased crop and fodder production	1000 farmers 1000 ha under crops/fodder	To be implemented in FY 2014/15
On farm demonstrations	One per sub county	15,000,000	Enhanced adoption of new technology	30 farms	To be implemented in FY 2014/15
Irrigation Structures development	County wide	42,000,000	Improve food production Food security	6 farms 1000 ha	To be implemented in FY 2014/15
Fruit grafting Centre and outreach program	Wajir town	30,000,000	Diversify livelihood	1 operational center	To be implemented in FY 2014/15
Support to fisheries services	County wide	2,000,000	Diversify livelihood	To train and demonstrate to farmers on fish farming	To be implemented in FY 2014/15
Beekeeping Structures	County wide	2,000,000	Diversify livelihood	Purchase bee farming structures for farmers	To be implemented in FY 2014/15

B. New Projects/ Programs proposal (For implementation in FY 2015/16)

Project/Programme Name	Location/Ward	Cost	Objective	Target	Description of Activities
Drilling of 2 boreholes for irrigation	Habaswein and Arbajahan	12 M	To increase the acreage under crop	Drill 2 boreholes for irrigation	Construction works
Purchase of 6 vehicles and 12 motor-cycles for sub counties	Sub counties/ directors	40 M	To improve extension services	Purchase 6 motor vehicles and 12 motor-cycles for sub counties	Purchase and delivery of motor vehicles and motor cycles
Revolving funds for farming groups	County wide	80 M	To support farmers in increasing production	Fund 20 groups	Funding farmer groups and training
Provision of solar energy for pumping water from shallow wells (irrigation)	Wajir East, Wajir West, Eldas and Leheley	10M	To increase acreage under crops	200 farmers groups	Purchase and installation of solar panels
Construction of offices	Eldas, Leheley, Tarbaj, Buna,	40M	To provide office space for officers	Construct 4 office blocks	Construction works
Purchase of computers (laptops /desk tops)	County Wide	5M	Enhance efficiency in office operations	20 laptops and 80 desktops	Purchase and delivery
Establishment and equipping of water sources and irrigation infrastructure for irrigated farming	Countywide	50M	To enhance food security through irrigation	Establish 5 irrigation sites	Design, construction and purchase of irrigation equipment
Purchase and construction of shade nets	County wide	15M	To reduce dependency on rain fed farming and improve production	15 shed nets	Purchase and construction
Desilting and fencing	Countywide	48M	Enhance food	12 sites	Desilting and fencing of

of water pans for irrigation			security		water pans
Construction of rock catchment and underground tanks	Gurar,Bute,korond ille,BataluDanaba, Godoma,Sarman	35M	Harvest for increased crop production	7 sites	Design and construction of rock catchment and underground tanks
Promotion of simsim production	Countywide	20 M	Introduce oil crops	100 acres	Purchase of seeds and planting
Purchase of office furniture	Department HQs	10M	Enhance efficiency in office operations	Purchase furniture for 24 offices	Purchase and delivery
Establishment of demonstration farm	County Level	50M	To educate farmers through demonstration	Establish 1 demo farm	Fencing, digging of shallow wells and planting
Hybrid solar BH and water pan for irrigation	Khofharar and Habaswein	35 M	Increase acreage under crops	2 sites	Drilling of boreholes, Purchase and installation of solar panels/ Gensets, construction of water pans, and irrigation infrastructure
Construction and equipping of satellite slaughterhouse	All sub counties, Buna, Lehely	16M	Feed raw material to Buna tannery, enhance public health by streamlining meat inspection	8 satellite slaughterhouses	Construction of slaughterhouses. Purchase of
Construction of slaughter slabs	All major centers within the the county	2M	Feed raw material to Buna tannery, enhance public health by streamlining meat inspection	200 slaughter slabs	Construction of slaughter slabs
Inspection of Drug stores and Agro vets	All Ward	1M	Ensure that drug and other veterinary inputs are of stipulated standards	40 stores	Inspectorate services
Purchase and Installation of solar powered cold chain equipments (solar panels and solar refrigerators and deep freezers)	All sub county headquarters, Buna , Lehely	8M	Ensure that Vaccines, sera and samples that require cold chain are stored at sub county level for easy access independent of electricity supply.	16 solar panels, 16 batteries, 8 solar deep freezers, 8 solar refrigerators, 8 inverters	Procurement of equipment and installation.
Up scaling of digital pen technology and Epidemiological data capture hardware and software.	All sub county HQ, Buna, Lehely	8M	Ensure interactive and effective sharing of surveillance data for action	8 digital pen reporting systems	Purchase of IT equipment, installation of software.
Setting up of Demonstration AI station for cattle, goats and poultry	HQ Demo farm	10M	Sensitize pastoralists and other stake holders on new technologies in breed improvements.	1 fully equipped demonstration plot	Construction of demonstration plots
Purchase of AI equipment, semen and consumables.	All sub counties, Buna, Lehely	2M	Improvement of local breeds of cattle, goats and poultry	8 large liquid nitrogen cylinders, 8 portable liquid nitrogen cylinders and A.I kits	Purchase of equipments Purchase of semen and other consumables
Setting up of specialized clinic	County HQ	50M	Support upcoming enterprises especially	1 clinic at the county HQ	Construction of clinic block

facility for small animals, aquatic and emerging, apiary and emerging livestock medicine.			in peri urban areas.		Purchase of equipments and other consumables
Capacity building of pastoralists on good herd management	All wards	1.5M	Train pastoralists on	3000 pastoralists trained	Procurement of stationery.
Establish beekeeping demonstration farms	Sub – County, Buna, Leheley	5M	Enhance technology transfer	8 demonstration farms	Apiary site selection and establishment, purchase of beehives and package bees.
Construction of model poultry houses.	All wards	30M	To improve/ enhance local poultry management/ husbandry	30	Site selection Construction works
Livestock Breed improvements	All wards	10M	To improve/ upgrade local breeds.	All wards	Site selection Purchase of elite breeds and distribution.
Construction of livestock markets	Sub – County	10M	Facilitate livestock marketing.	3	Construction works
Establishment of milk cooling plant	County HQS	10M	Enhance milk value addition and reduce losses	1	Purchase and Installation of a cooling plant
Rehabilitation of denuded range lands	All wards	5M	Rehabilitate degraded rangelands		Bush clearing, purchase of certified seeds, and reseeded.
Establishing fodder/pasture farms through irrigation	All wards	25M	Increase pasture/ fodder	30 farms	Land preparation, purchase of certified seeds, planting.
Capacity building on animal husbandry.	All wards	5 M			Trainings
Provision and support of livestock insurance programme for farmers	All wards	3 M	Cushion pastoralists against livestock deaths due to drought	1 livestock insurance scheme.	Establish insurance scheme.
Establish permanent fish ponds	All wide	60 M	Avail more white meat	10	Alternative Source of livelihood
Establish temporary Plastic fish ponds	County wide	10 M	Avail more white meat	10	Increase alternative Livelihood

4.8 TRADE, CO-OPERATIVE, INDUSTRY, TOURISM & WILDLIFE

4.9.1 Vision

“A globally competitive economy with sustainable and equitable social-economic development”

4.8.1 Mission

“To promote, coordinate and implement integrated social-economic policies and programmes for a rapidly industrializing economy”

4.8.2 Strategic Objectives

- Enterprises and entrepreneurship development
- Improve Business Environment and promote attractive Investment climate
- Enhance financial management
- Promote growth and development of whole sale and retail trade
- Enhance recruitment and placement of human capacity
- Broaden and deepen the export based and markets.

4.8.3 Projects / Programmes

The section captures an analysis of county ongoing and new projects and programmes.

A. On-going Projects/ Programmes

Project Name	Location/ Ward	Cost	Objective	Target	Status of the Project
Staff training	County wide	2M	Equip staff with modern skills Improve service delivery	All staff	To be implemented in FY2014/15
Construction of Markets/Stalls	County wide	30M	National trade policy implementation and promotion of local entrepreneurship and innovations.	4 stalls	To be implemented in FY2014/15
Construction & Equipping of Trade Information & Management Centre	Wajir town	10M		1 centre	To be implemented in FY2014/15
Construction and Equipping of Industrial Park	County wide	30M	Identify industrial investment opportunities that exist in the county and develop county industrial development centers	4	To be implemented in FY2014/15
Plastic Waste Recycling Machine & Moulders	County wide	15M		1 machine	To be implemented in FY2014/15
Purchase of White Wash Crushing Machine	Various locations	13M	Provide extension services, education and training, supervision of cooperative societies, advisory services and marketing of the cooperatives produce.	6 machines	To be implemented in FY2014/15
Promotion of Co-operative & women groups	Various location	50M		160 groups	To be implemented in FY2014/15
Establishment of Wild life Orphanage Centre (Wajir Town)	County wide	10.2M	Establishment of Wildlife conservancy areas and eco- tourism attraction diversification develop a policy to guarantee the safety and security of the tourists and initiate a policy on predators’	1 centre	To be implemented in FY2014/15

Project Name	Location/ Ward	Cost	Objective	Target	Status of the Project
			management.		
Purchase of a Motor vehicle	County HQs	8M	<ul style="list-style-type: none"> Facilitate the officers in executing their duties 	Purchase one motor vehicle	To be implemented in FY2014/15

B. New Projects/ Programs proposal (For implementation in FY 2015/16)

Project/ Programme Name	Location/ Ward	Cost	Objective	Target	Description of Activities
Construction of stalls	Griftu, Bute, Abaqkore, Darfur, Anole and Wagberi	60M	To create conducive and attractive business environment.	6 Centres	Advertise open tender Award Contract signing Start of construction work M & E.
Whole and Retail hub	Wajir town	120M	To create one stop shopping centre.	1 centre	Advertise open tender Award Contract signing Start of construction work M & E
Jua Kali Sheds	Township, ADC, Habaswein	30.8M	To stimulate economic growth and empower jua kali artisan.	3 centres	Advertise open tender Award Contract signing Start of construction work M & E
Promotion of fair trade practice centre	Wajir town, Habaswein and Bute	15M	Promote fair trade practices.	3 centres	Advertise open tender Award Contract signing Start of construction work M & E
Establishment of County Revolving fund	County Wide	15M	To support small businesses	Women, youth, people with disabilities groups and saccos.	Target beneficiaries Register Verify Award Monitor & Evaluate.
Construction of Fresh Produce markets	Wagalla, Dadajabulla, Kutulo, Wagberi, Korondile and El-nur	47M	To create conducive and attractive business environment	6 centres	Advertise open tender Award Contract signing Start of construction work M & E

4.9 LANDS, HOUSING AND PHYSICAL PLANNING

4.10.1 Vision

“Sustainable Land Use, Land Tenure Security, Affordable, Decent Housing and Well planned Urban and Rural Development”.

4.9.1 Mission

“To ensure sustainable land management, planned urban and rural development and decent housing for all”.

4.9.2 Projects / Programmes

The section captures an analysis of county ongoing and new projects and programmes.

A. On-going Projects/ Programmes

Project Name	Location/ Ward	Cost	Objective	Target	Description of Activities
Staff training	County wide		Equip staff with modern skills Improve service delivery	All staff	Training
Sub-county Physical Planning	Sub-county HQs	50M	Implement land policies and physical plans on land use in both rural as well as urban areas; for public services, transport, economic activities, recreation and environmental protection	3 Sub-counties	On-going
Planning and Surveying of Wajir Town	Wajir Town (Barwaqo, Township and Wagberi)	209 M	To ensure planned development in the town	1 Survey map	At the inception stage
Planning (Aerial Photography) of seven centres)	Habaswein, Hadado, Griftu, Eldas, Bute, Tarbaj and Khorof Harar	19 M	To ensure planned development in the centres	7 Plans	On-going
Establishment of lands registry and offices	Wajir Town	17 M	To ensure efficiency in matters concerning land and land registration	1 registry/office	To be done between July 2014 to Jan 2015
Fencing of government estate	Wajir town	9 M	Securing government properties	To fence the estate	To start in January 2015
Appropriate Building Technology programme	Arbajahan Hadado and athibohol	9.5 M	Transfer of modern building technologies	3	On-going
Appropriate Building Technology (ABT)	Hadado and Bute	19M	Promote cheap and affordable building Technology techniques	4 centres	To be done in FY 2014/2015
Fencing of Government Estates	County wide	9M	Secure government estates	2 sub-counties	To be done in FY 2014/2015
Construction of Office Block	County HQs	4M	Create office space for staff	1 office	To be done in FY 2014/2015
Construction of Land Registry block	County HQs	15M	Provide space for service provision to the community	1 block	To be done in FY 2014/2015

B. New Projects/ Programs proposal (For implementation in FY 2015/16)

Project/ Programme Name	Location/ Ward	Cost	Objective	Target	Description of Activities
Housing					
Provision of hydraform Machines	County wide	6 M	Promote cheap and affordable building Technology techniques	3 machines	Procurement and maintenance of Machines

Renovation of Government Houses	Sub-counties	10 M	Improve living conditions of public servants	2 sub-counties	Designing & Procurement; Renovation works,
Construction of Government Houses	Sub-counties	15 M	Improve living conditions of public servants	2 sub-counties	Designing & Procurement; Construction works,
Provision of High grade houses	Wajir Town	50M	Improve access to housing through public private partnership	sub-counties	Designing & Procurement; Construction works,
Provision of Medium cost housing.	All sub-counties	50M	Improve access to housing through public private partnership	sub-counties	Designing & Procurement; Construction works,
Provision of low cost housing.	All sub-counties	100M	Improve access to housing through public private partnership	sub-counties	Designing & Procurement; Construction works,
Lands and Physical planning					
Planning and Surveying of Wajir Town	Wajir Town (Barwaqo, Township and Wagberi)	209 M	To Plan land uses, open up access roads, land registration	Wajir town	Planning and surveying
Planning and Surveying of seven centres	Habaswein, Hadado, Griftu, Eldas, Bute, Tarbaj and Khorofharar	140 M	To Plan land uses, open up access roads, land registration	7 centers	Planning and surveying
Establishment of GIS lab	Wajir Town	7M	To Digitize and map county resources	County wide	Construction and equipping of GIS laboratory

4.10 PUBLIC HEALTH, MEDICAL SERVICES AND SANITATION

4.11.1 Vision

“To be an efficient and high quality health care provider to Wajir county residents.”

4.11.2 Mission

“To provide a technologically-driven, evidence-based, acceptable, accessible, affordable, equitable, effective & efficient quality health care service.”

4.11.3 Strategic Objectives

- Eliminate Communicable conditions
- Halt, and reverse increasing burden of Non communicable conditions
- Reduce the burden of Violence & Injuries
- Provide essential Medicines and other medical supplies
- Minimize exposure to health Risk factors
- Strengthen collaboration with Health Related Sectors

4.11.4 Projects / Programmes

The section captures an analysis of county ongoing and new projects and programmes.

A. On-going Projects/ Programmes

Project Name	Location/ Ward	Cost	Objective	Target	Completion status
Administration section					
Staff training	County wide	2M	Equip staff with modern skills Improve service delivery	649 w Health workers	To be implemented in FY 2014/15
Curative Services					
Purchase of Medical Drugs includes Pharmaceuticals, Non-Pharmaceutical, Lab. Reagents, Medical Gaseous (Oxygen, Anaesthetic gaseous	County wide	100.47M	Improved health service delivery	Fully equip all the facilities	To be implemented in FY 2014/15
Medical Equipment & Non-Pharms	County wide	42.1M		Fully equip all the facilities	To be implemented in FY 2014/15
Machines - laundry, generators	County wide	6M		All hospitals	To be implemented in FY 2014/15
Wajir MTC Completion	Wajir Town	84M		1 MTC	To be implemented in FY 2014/15
Computerization of services in the health facilities	County wide	11M		97 health facilities	To be implemented in FY 2014/15
Upgrading and improvement of Health facilities	County wide	19.47M		97 health facilities	To be implemented in FY 2014/15
Maternity wards	County wide	27M		All health centers	To be implemented in FY 2014/15
Completion of the sewage system	Wajir town	70M		To complete the system	To be implemented in FY 2014/15
New health facilities	County wide	90M		11	To be implemented in FY 2014/15
Acquisition of Nomadic clinics/ Motorbikes for outreach services	County HQs	14M		Elimination of communicable diseases Minimize exposure to health risk	258 outreaches
Staff quarters/office	County wide	70M	14		To be implemented in FY 2014/15
Latrines & toilets	County wide	10M	All market centres		To be implemented in FY 2014/15
Incinerators	County wide	15M	Improve health service delivery	All health centers	To be implemented in FY 2014/15
County central stores & sub-counties stores	County wide	15M	Secure drugs and medical supplies	All hospitals	To be implemented in FY 2014/15
Lighting of facilities(solar)	County wide	4.8M	Provide affordable power to the facilities	All facilities without power	To be implemented in FY 2014/15
Fencing of medical facilities	County wide	30M	Secure public facilities	Construct fences in the facilities	To be implemented in FY 2014/15
Purchase of a Motor vehicles	County HQs	18.5M	Facilitate the officers in executing their duties	motor vehicles for medicine distribution	To be implemented in FY2014/15
Construction of New Dispensary	Harawa	5,200,030	Improved health service delivery	Construct 1 dispensary	50% complete
Construction of New Dispensary	Fatumanur	4,987,896		Construct 1 dispensary	55% complete
Construction of New Dispensary	Baji	4,987,895.60		Construct 1 dispensary	40% complete
Construction of New	Korich	4,986,179.84		Construct 1	40% complete

Project Name	Location/ Ward	Cost	Objective	Target	Completion status
Dispensary				dispensary	
Construction of New Dispensary	Shidley	4,985,285.60		Construct 1 dispensary	40% complete
Completion of stalled projects (maternity, administration block)	Wajir South	30M	Improved health service delivery	Complete 1 maternity and 1 Administration block	On-going

B. New Projects/ Programs proposal (For implementation in FY 2015/16)

Project/ Programme Name	Location/ Ward	Cost	Objective	Target	Description of Activities
Construction & Completion of Wajir Medical Training College	Wajir East	100M	To train medical staff and improve the quality of health services	Remaining works completed	Construction works
Mobile Health Facilities	County wide	36M	To increase access to health services by community	6 Mobile units	Purchase and equip mobile facilities. Mobile clinics
Installation of generators for Hospitals	County wide	15M	Ensure quality services	6 hospitals installed	Purchase, installation, wiring
Renovating and Equipping Hospitals, Health Centres and Dispensaries	County Wide	200M	To enable the hospitals serve as a referral center for the sub-county	3 Health facilities equipped.	Renovation and Equipping
Provision of solar energy equipment for health facilities	County wide	48M	To provide energy for health facilities	Provision of 120 solar equipment to health facilities not covered by electricity	Purchase of solar equipment
Construction of a modern mortuary at Wajir referral Hospital	Wajir East	25M	To provide quality mortuary services	1 mortuary constructed	Construction works
Provision of ambulances for the improvement of emergency response & referral services	County wide	150M	To effectively deliver healthcare services	20 ambulances	Purchase and rehabilitation of ambulances
Upgrading of Kholof-Harar and Buna hospitals, Leheley, Tarbaj and Eldas health centers to level hospitals in to level IV; Reconstruction of the Buna hospital	East, South & North	100M	To enhance health care services in the ward	Construction of theatre, wards, laboratories, OPD, MCH, administration, staff quarters in three hospitals	Construction works
Upgrading of dispensaries to health centers	County	30M	To improve health services	12 upgraded centers	Improving physical infrastructure, provision of medical equipment and hiring of staff

Construction of latrines and Ecosan toilets	County wide	600M	To enhance sanitation in health facilities, homes and public places	1000 no. latrines and pay toilets; increase latrine coverage from 4% to 50% in next five years	Construction works
Construction and Expansion of X-Ray departments in Bute, Griftu and Habaswein	Wajir North, Wajir West, Wajir South	24M	Improve access to health by the community member	3 hospitals equipped	Purchase of equipment
Operationalization of theatre services	County wide	5M	Improved curative services	6 theatres (1 per sub county) Central sterilization department in all theatres	Purchase of equipment Create space and refurbish
Establishment of a waste management plants (incinerators)	Wajir South County wide	30M	Increased sanitation	4 Sub-county hospitals	Construction works;
Construction of Modern Kitchen at Griftu District Hospital	Wajir West	5M	Improve service delivery	1 kitchen	Construction Equipping
Solid waste management-collection and disposal in each urban Center	County wide	20M	Reduces disease morbidity	All market centers	Garbage and waste collection

4.11 EDUCATION, YOUTH, GENDER AND SOCIAL SERVICES

4.12.1 Vision

“A society where all persons enjoy equal access to quality education and training at all levels.”

4.12.2 Mission

“To provide and coordinate quality education and training for inclusive socio-cultural and economic development for all”

4.12.3 Strategic Objectives

- To enhance institutional framework for effective and efficient delivery of education services in the county
- To promote, empower and coordinate social protection and inclusion of youths, women and people with disabilities in all county issues affecting their wellbeing.

4.9.3 Projects / Programmes

The section captures an analysis of county ongoing and new projects and programmes.

A. On-going Projects/ Programmes

Project Name	Location/ Ward	Cost	Objective	Target	Completion status
Sports Promotion					
Sports education	County wide		Increase awareness equip sports managers with relevant skills train sports officials	All sports managers	To be implemented in FY 2014/15
Sports infrastructure	County wide	4.5M	Provide sports facilities	6	To be implemented in FY 2014/15
Gender, Culture and Social Services					
Severely disabled fund	County wide	5M	Cushion the severely disabled	All the severely disabled persons	To be implemented in FY 2014/15
ECD Education					
Construction of ECD classrooms	County wide	24M	Good foundation for progressive education	30	To be implemented in FY 2014/15
Construction of model ECD centres	County wide	32.47M		6	To be implemented in FY 2014/15
Provision of learning materials for ECD Centres	County wide	4M		Various	To be implemented in FY 2014/15
Scholarships	County wide	30M		To target poor students	To be implemented in FY 2014/15
Schools Infrastructure support	County wide	20M	Improve infrastructure of schools	Schools lacking key infrastructure	To be implemented in FY 2014/15
Grant for child care facilities	County wide	3M	To support the facilities	All the facilities	To be implemented in FY 2014/15
Purchase Of Landcruiser	County HQs	8M	Facilitate the officers in executing their duties	1 Vehicle	To be implemented in FY 2014/15
Youth Training					
Construction of new polytechnics Construction of workshops and classrooms	County wide	32M	Vocational skills and market oriented technical skills	3	To be implemented in FY 2014/15
Grant to youth polytechnics	County wide	5M	To help operations of the polytechnics	All the public polytechnics	To be implemented in FY 2014/15

B. New Projects/ Programs proposal (For implementation in FY 2015/16)

Project/ Programme Name	Location/ Ward	Cost	Objective	Target	Description of Activities
ECD Models	Sub-county headquarters	32M	Improve access to Early childhood education	6 SCHOOLS	Preparation of BQS and construction of the centres
Sports infrastructure -	Sub-county headquarters and other major towns	9M	Improve playgrounds and sports appreciation	12 PLAY GROUNDS	Land identification Do the actual work through Kazi Kwa

					Vijana
ECD classrooms	across the county	60M	Improve the access to ECD	60 classrooms	Construction of classrooms
ECD out door learning materials	Across the county	100M	improve learning in ECD centres	210 ECD centres	Purchase of outdoor learning materials
ECD in door learning	Across the county	1.5M	improve learning in ECD centres	210 ECD centres	Purchase of indoor learning materials

4.12 TOWN ADMINISTRATION

4.13.1 Vision

To be an entity that is regionally recognized for citizen oriented services in all towns and market centres

4.13.2 Mission

To ensure all the town residents receive quality services through continued improvement and inclusiveness

4.13.3 Projects / Programmes

The section captures an analysis of county ongoing and new projects and programmes.

A. On-going Projects/ Programmes

Project Name	Location/ Ward	Cost	Objective	Target	Description of Activities
Administration section					
Staff training	County wide	1M	Equip staff with modern skills Improve service delivery	All staff	To be implemented in FY 2014/15
Purchase Of Motor vehicles	County HQs	10.8M	Facilitate the officers in executing their duties	2 Vehicles	To be implemented in FY 2014/15
Environment, Beautification and Sanitation services					
Wall fencing of cemeteries Wajir town	Wajir town	1M	Clean town Attractive and conducive environment	3 cemeteries	To be implemented in FY 2014/15
Construction of sanitation facilities at office	Wajir town	0.5M	Appropriate working environment Improve sanitation	1	To be implemented in FY 2014/15
Beatification of roundabouts	Wajir town	3M	Town beatification	1	To be implemented in FY 2014/15
Bush clearing of towns	County wide	1M	Accessible small roads	2 towns	
Wall fencing and Beatification of baraza park	Wajir town	1M	Secure public land	1	To be implemented in FY 2014/15
Rehabilitation of dumping site	Wajir town	1.5M	Protect environment Prevent health hazards	1	To be implemented in FY 2014/15
Engineering, Maintenance and Physical Infrastructure Services					
Maintenance of Street lights	Wajir town	2M	Safe town Improve business environment	All	To be implemented in FY 2014/15
Wall fencing of ADC market	Wajir town	4.5M	Secure public land Improve business environment	1	To be implemented in FY 2014/15

B. New Projects/ Programs proposal (For implementation in FY 2015/16)

Project/ Programme Name	Location/ Ward	Cost	Objective	Target	Description of Activities
Beatification of roundabouts	Wajir town	4M	Town beatification	Wajir Town	Civil works Maintenance
Bush clearing of towns	County wide	4M	Enhance access to small roads	2 towns	Procurement Bush clearing works
Rehabilitation of dumping site	Wajir town	5M	Protect environment Prevent health hazards	1	Procurement Rehabilitation
Maintenance of Street lights	Wajir town		Safe town ; Improve business environment	All	Maintenance works

CHAPTER FIVE: IMPLEMENTATION, MONITORING AND EVALUATION

5.1 INTRODUCTION

This chapter presents the monitoring and evaluation framework that will be used at the county level to track progress on implementation of projects and programmes. An indicative matrix detailing projects and programmes, cost and implementing agencies as well as monitoring tools and indicators have been enlisted. The projects and programmes are as provided in chapter four of the ADP.

5.2 INSTITUTIONAL FRAMEWORK FOR MONITORING AND EVALUATION

At the National level, Monitoring and Evaluation is conducted through the National Integrated Monitoring and Evaluation System (NIMES), whose main objective is to improve the effectiveness and quality of tracking the implementation of various development policies, strategies and programmes. It is expected that the county through the department of Finance and Economic planning will put in place a County Monitoring and Evaluation System to serve the needs of the county government, while complimenting the NIMES. The system will take cognizance of the projects and programmes included in the Annual Development Plan.

5.3 IMPLEMENTATION, MONITORING AND EVALUATION MATRIX

Project/ Programme Name	Cost (Kshs)	Time Frame	Monitoring Indicators	Monitoring tools	Implementing Agency
Department of Water					
Overhaul and Maintenance of water supplies	72,754,387	2014/15	No. of water supplies maintained	Maintenance Reports; delivery notes	Department of Water
Office construction	8,000,000	2014/15	No of offices build	Procurement documents; Site visit reports	Department of Water
Construction of Mega Dam	150,000,000	2014/15	No of dams constructed	Procurement documents; Site visit reports	Department of Water
Borehole drilling and development	120,000,000	2014/15	No of boreholes drilled	Procurement documents; Site visit reports	Department of Water
Purchase of Drilling Rig and Dozzer	128,000,000	2014/15	No of equipment purchased	Procurement documents; Delivery notes	Department of Water
Excavation of Water pans	100,000,000	2014/15	No of pans excavated	Procurement documents; Site visit reports	Department of Water
Purchase of 2 motor vehicles	15,000,000	2014/15	No of vehicles purchased	Procurement documents; Delivery notes	Department of Water
Grant to Wajir Water & Sewerage Company	75,000,000	2014/15	No of water sources managed	Reports	Department of Water
Drilling and development of boreholes	200,000,000	2015/16	No of boreholes drilled	Procurement documents; Site visit reports	Department of Water
Construction of 4 mega dams	200,000,000	2015/16	No of dams constructed	Procurement documents; Site visit reports	Department of Water
Desilting of 15 water pans	75,000,000	2015/16	No of water pans desilted	Procurement documents; Site visit reports, M&E reports	Department of Water
Maintenance of water supplies	150,000,000	2015/16	No. of water supplies maintained	Maintenance Reports; delivery notes	Department of Water
Purchase of machinery for the dam construction unit	40,000,000	2015/16	No of machinery purchased	Procurement documents; Installation reports	Department of Water
Connections of water to households	75,000,000	2015/16	No of HH connected	Procurement documents; Site visit reports, M&E reports	WASCO
Survey and piping of water from Habaswein to Wajir town	300,000,000	2015/16	No of surveys done	Procurement report, survey report	Department of Water
Construction of 12 water pans	150,000,000	2015/16	No of pans excavated	Procurement documents; Site visit reports	Department of Water

Project/ Programme Name	Cost (Kshs)	Time Frame	Monitoring Indicators	Monitoring tools	Implementing Agency
Energy, Environment and Natural Resources (EE&NR)					
Purchase of Solar lamps	20,000,000	2014/15	No of sites covered	Delivery reports; Procurement documents	Department of EE&NR
Indigenous trees nursery establishment	5,500,000	2014/15	No of nursery beds established	Field visit reports; Procurement documents	Department of EE&NR
construction of sand and check dams	7,000,000	2014/15	No of dams constructed	Field visit reports; Procurement documents	Department of EE&NR
Forestry & conservation	10,000,000	2014/15	No of sites covered	Field visit reports;	Department of EE&NR
Woodland and bush fire protection	7,000,000	2014/15	No of sites covered	Field visit reports;	Department of EE&NR
Mineral exploration	3,000,000	2014/15	No of sites covered	Field visit reports;	Department of EE&NR
Environmental sensitization	5,000,000	2014/15	No of trainings done	Training reports; Attendance lists;	Department of EE&NR
Solar street light for County head quarter (400 masts)	200,000,000	2015/16	No of masts installed	Field visit reports; Procurement documents	Energy Section
Biogas project (household)	810 M	2015/16	No of biomass plants installed	Field visit reports; Procurement documents; delivery notes	Energy Section
Indigenous tree nursery establishment	20 M	2015/16	No of nurseries established	Field visit reports;	Department of EE&NR
Afforestation programs	10 M	2015/16	No of seedling planted	Field visit reports;	Department of EE&NR
Dry land biodiversity conservation (program)	20 M	2015/16	No of indigenous plants planted	Field visit reports;	Department of EE&NR
Training and capacity for environmental Officers	10 M	2015/16	No of officers trained	Training reports; attendance lists	Department of EE&NR
Recruitment of Environment Officers at Ward level (30)	10 M	2015/16	No of officers recruited	Interview reports and results	Department of EE&NR
Soil & vegetation conservation (program)	15 M	2015/16	No of gabions constructed	Field visit reports; Procurement documents	Department of EE&NR
Establish Plastic & non-organic solid waste recycling plant	30 M	2015/16	No of tonnes recycled	Field visit reports; Procurement documents	Department of EE&NR
Public Service, Labour and Decentralised Services (PSL&DS)					
Capacity building of staff in decentralised units	3,000,000	2014/15	No. of trainings carried	Training reports; Attendance list;	Department of PSL&DS
Purchase of motor vehicle	8,000,000	2014/15	No of vehicles Procured	Procurement documents; Delivery	Department of PSL&DS

Project/ Programme Name	Cost (Kshs)	Time Frame	Monitoring Indicators	Monitoring tools	Implementing Agency
				notes; Registration documents	
Develop Schemes of service	3,000,000	2014/15	No of schemes developed	Implementation reports	Department of PSL&DS
HR Policy and work place policy	1,000,000	2014/15	No of policies developed	Implementation reports	Department of PSL&DS
Rolling out performance appraisal system,	2,000,000	2014/15	No of staff appraised	Appraisal reports	Department of PSL&DS
Data bank for all County Human Resource.	3,000,000	2014/15	Completeness of staff information fed in the system	Progress reports	Department of PSL&DS
Capacity building of employees	10M	2015/16	No of staff trained	Training reports	Department of PSL&DS
Carry out consultancy programmes	5M	2015/16	No of programmes carried out	Programme reports	Department of PSL&DS
Develop Work place Environment policy	10M	2015/16	No of policies developed	Implementation reports	Department of PSL&DS
Training facilities for hiring	30M	2015/16	No of trainings carried out	Training reports	Department of PSL&DS
Finance and Economic Planning (F&EP)					
Review/ updating of CIDP & sectoral plan	5,000,000.00	2014/15	No of plans prepared/ updated	Reports; Public participation lists	Economic Planning Section
Installation of GIS system	3,927,200.00	2014/15	No of systems procured and installed	Procurement documents	Department of F&EP
Carrying out Economic Surveys	2,000,000	2014/15	No of Surveys carried	Survey reports; Questionnaires.	Economic Planning Section
Library supplies	3,000,000	2014/15	No of books procured	Procurement documents	Economic Planning Section
Purchase of motor vehicles- hard top Landcruiser	7,500,000	2014/15	No of vehicles purchased	Procurement documents; Delivery notes	Department of F&EP
Drought - Hunger Safety net	80,000,000	2014/15	No of people covered	Disbursement lists and reports	Department of F&EP
Emergency Fund	80,000,000	2014/15	No of people rescued; Time taken to respond and arrest emergencies.	Field visit reports	Department of F&EP
NGO Coordination	15,000,000	2014/15	No of NGO's registered and coordinated	Reports and meeting minutes	Department of F&EP
Conflict resolution and security	25,030,752.53	2014/15	No of cases reported	Minutes and training reports	Department of F&EP
Inter-governmental relations	10,000,000	2014/15	No of MOUs, peace pacts, financing agreements established	MOUs'; reports	Department of F&EP
Updating of CIDP & sectoral plan	2,000,000	2015/16	No of plans prepared/ updated	Reports; Public participation lists	Economic Planning Section
Carrying out Economic Surveys	4,000,000	2015/16	No of Surveys carried	Survey reports;	Economic Planning Section

Project/ Programme Name	Cost (Kshs)	Time Frame	Monitoring Indicators	Monitoring tools	Implementing Agency
				Questionnaires.	
Library supplies	3,500,000	2015/16	No of books procured	Procurement documents	Economic Planning Section
Emergency Fund	100,000,000	2015/16	No of people rescued; Time taken to respond and arrest emergencies.	Field visit reports	Economic Planning Section
Drought - Hunger Safety net	20,000,000	2015/16	No of people covered	Disbursement lists and reports	Department of F&EP
Conflict resolution and security	50,000,000	2015/16	No of cases reported	Minutes and training reports	Department of F&EP
Inter-governmental relations	10,000,000	2015/16	No of MOUs, peace pacts, financing agreements established	MOUs'; reports	Department of F&EP
NGO Coordination	12,000,000	2015/16	No of NGO's registered and coordinated	Reports and meeting minutes	Department of F&EP
Purchase of motor vehicle- hard top Land cruiser	8,000,000	2015/16	No of vehicles purchased	Procurement documents; Delivery notes	Department of F&EP
Information Communication and E-Government (IC&EG)					
Construction of 6 community centres	137,871,058	2013/14- 2014/15	No of offices completed	Procurement documents and site reports	ICT Section
Construction of Citizen Service Centre	28,445,027	2013/14- 2014/15	No of centres completed	Procurement documents and site reports	ICT Section
Construction Radio station	17,816,470	2013/14- 2014/15	No of centres completed	Procurement documents and site reports	ICT section
Completion of Community centres	53,000,000	2015/16	No of offices completed	Procurement documents and site reports	ICT Section
Cabling of the county headquarter offices	7,000,000	2015/16	No of offices with network connectivity	Procurement documents and site reports	ICT Section
Cabling of the sub-county offices	10,000,000	2015/16	No of offices with network connectivity	Procurement documents and site reports	ICT Section
Cabling of Citizen Service Centre, Radio & Community Centres	12,000,000	2015/16	No of offices/centres with network connectivity	Procurement documents and site reports	ICT Section
Cabling of Information, Trade & Education offices	7,500,000	2015/16	No of offices/centres with network connectivity	Procurement documents and site reports	ICT Section
Construction of 6 public baraza sheds	24,000,000	2015/16	No. of Baraza sheds constructed	Procurement documents and site reports	ICT Section
Setting up of Data centre	5,000,000	2015/16	No of data centres established	Procurement documents and site	ICT Section

Project/ Programme Name	Cost (Kshs)	Time Frame	Monitoring Indicators	Monitoring tools	Implementing Agency
(Communication & Server Room)				reports	
Fibring Wajir town	23,000,000	2015/16	No of people connected	Procurement documents and site reports	ICT Section
Community participation programmes	15,000,000	2015/16	No of forums held	Attendance lists; Field reports	Public Participation Section
Purchase of one vehicles	6,000,000	2015/16	No of vehicles purchased	Procurement documents; Delivery notes	Department of IC&EG
Construction of Baraza sheds	50,000,000	2015/16	No of sheds completed	Procurement documents and site reports	Department of IC&EG
Establishment of Model ICT centre	120,000,000	2015/16	No of centres established	Procurement documents and site reports	Department of IC&EG
Extension of Fibre optic cable to all sub-county	200,000,000	2015/16	No of centres connected	Procurement documents and site reports	Department of IC&EG
Construction and equipping Information Resource centres/e-Library	30,000,000	2015/16	Completion rate of the centre	Procurement documents and site reports	Department of IC&EG
Establishment of ICT Incubation Hub	50,000,000	2015/16	No of hubs established	Procurement documents and site reports	Department of IC&EG
Increase mobile network coverage across the county	200,000,000	2015/16	% coverage network coverage within the county	Mobile phone usage	Department of IC&EG
Public Works, Roads and Transport (PWR&T)					
Wajir County HQs	136,730,070.00	2013/14-2014/15	No of offices completed	Site reports; M&E reports	Public works Section
Construction of Wajir County Assembly	147,750,023.60	2013/14-2014/15	No of offices completed	Site reports; M&E reports	Public works Section
Public Works Plant Workshop Ph. 1	3,974,274.00	2013/14-2014/15	No of offices completed	Site reports; M&E reports	Public works Section
Ward Admin Office – Tarbaj	9,999,050.00	2013/14-2014/15	No of offices completed	Site reports; M&E reports	Public works Section
Tarmacking of Wajir town	785,245,000	2014/15	No of KM tarmacked	Site reports; M&E reports	Roads section
Weigh bridge (Mobile)	1,400,000	2014/15	No. of Weigh bridges mounted	Procurement documents	Roads section
Gravelling of Batalu-Ajawa - 5KM	8,325,000	2014/15	No of KM Graveled	Procurement documents; Site reports; M&E reports	Roads section

Project/ Programme Name	Cost (Kshs)	Time Frame	Monitoring Indicators	Monitoring tools	Implementing Agency
Gravelling of Matho-Abdiwaqo - 5KM	8,325,000	2014/15	No of KM Graveled	Procurement documents; Site reports; M&E reports	Roads section
Gravelling of Griftu-FatumaNur - 6KM	9,990,000	2014/15	No of KM Graveled	Procurement documents; Site reports; M&E reports	Roads section
Gravelling of Haragal-Majabow - 7KM	11,655,000	2014/15	No of KM Graveled	Procurement documents; Site reports; M&E reports	Roads section
Gravelling of Abakore-H/Wein - 6KM	9,990,000	2014/15	No of KM Graveled	Procurement documents; Site reports; M&E reports	Roads section
Gravelling of Riba-Khorofharar - 5KM	8,325,000	2014/15	No of KM Graveled	Procurement documents; Site reports; M&E reports	Roads section
Gravelling of K/Harar-Konton - 3KM	4,995,000	2014/15	No of KM Graveled	Procurement documents; Site reports; M&E reports	Roads section
Bush Clearing of Ribe-Gerille - 40KM	3,000,000	2014/15	No of KM bush cleared	Procurement documents; Site reports; M&E reports	Roads section
Drift at Bute Town-Opp.Police Station-40KM	3,000,000	2014/15	No of drifts constructed	Procurement documents; Site reports; M&E reports	Roads section
Gravelling of Watiti-Hote -6KM	9,990,000	2014/15	No of KM Gravelled	Procurement documents; Site reports; M&E reports	Roads section
Gravelling of Wajir-Elnur - 5KM	8,325,000	2014/15	No of KM Gravelled	Procurement documents; Site reports; M&E reports	Roads section
Bush Clearing of QarsaJuqala - 40KM	3,000,000	2014/15	No of KM bush cleared	Procurement documents; Site reports; M&E reports	Roads section
Gravelling of Hadado-Barmil	9,990,000	2014/15	No of KM Gravelled	Procurement documents; Site reports; M&E reports	Roads section
Drift at A/Masajida-B. Qasab -40M	3,000,000	2014/15	No of drifts constructed	Procurement documents; Site reports; M&E reports	Roads section

Project/ Programme Name	Cost (Kshs)	Time Frame	Monitoring Indicators	Monitoring tools	Implementing Agency
Gravelling of Sarman-Berjanay - 7KM	11,655,000	2014/15	No of KM Gravelled	Procurement documents; Site reports; M&E reports	Roads section
Gravelling of Arbajahan-Basir- 3KM	4,995,000	2014/15	No of KM Gravelled	Procurement documents; Site reports; M&E reports	Roads section
Bush Clearing of AdanAwale-Qara - 30KM	2,250,000	2014/15	No of KM bush cleared	Procurement documents; Site reports; M&E reports	Roads section
Gravelling of Dadaj-Sarif -7 KM	11,655,000	2014/15	No of KM Gravelled	Procurement documents; Site reports; M&E reports	Roads section
Gravelling of Diif-Agatlahel - 6KM	9,990,000	2014/15	No of KM Gravelled	Procurement documents; Site reports; M&E reports	Roads section
Emergency Works	15,000,000	2014/15	No of KMs repaired during emergencies	Site reports; M&E reports	Roads section
Drift at LaghHar-Griftu	3,000,000	2014/15	No of drifts constructed	Procurement documents; Site reports; M&E reports	Roads section
Drift at Adhemasajida-LMD	3,000,000	2014/15	No of drifts constructed	Procurement documents; Site reports; M&E reports	Roads section
Grading of Welathi-FatumaNur	2,700,000	2014/15	No of KM Graded	Procurement documents; Site reports; M&E reports	Roads section
Drift at Biyamadhow	3,000,000	2014/15	No of drifts constructed	Procurement documents; Site reports; M&E reports	Roads section
Gravelling of H/Wein Town	3,060,000	2014/15	No of KM Gravelled	Procurement documents; Site reports; M&E reports	Roads section
Drift at FaarWaaley	3,000,000	2014/15	No of drifts constructed	Procurement documents; Site reports; M&E reports	Roads section
Gravelling of Sunrise &Waberi	3,780,000	2014/15	No of KM Graveled	Procurement documents; Site reports; M&E reports	Roads section
Gravelling of Barwaqo&Elbay	3,937,000	2014/15	No of KM Graveled	Procurement documents; Site reports; M&E reports	Roads section
Drift at Wajir Bor-Opp Sec. Sc	3,000,000	2014/15	No of drifts constructed	Procurement documents; Site reports; M&E reports	Roads section

Project/ Programme Name	Cost (Kshs)	Time Frame	Monitoring Indicators	Monitoring tools	Implementing Agency
Consultancy on Bridge Design at Buna	3,000,000	2014/15	No of designs produces	Procurement documents; Site reports; design report	Roads section
Drift at Ajawa	2,250,000	2014/15	No of drifts constructed	Procurement documents; Site reports; M&E reports	Roads section
Gravelling of Gurar Town	4,162,500	2014/15	No of KM Graveled	Procurement documents; Site reports; M&E reports	Roads section
Gravelling of Bute Town	3,330,000	2014/15	No of KM Graveled	Procurement documents; Site reports; M&E reports	Roads section
Drift at Tulatula-towards AbaqMathobe	3,000,000	2014/15	No of drifts constructed	Procurement documents; Site reports; M&E reports	Roads section
Gravelling of Basir-Arbajahan	4,995,000	2014/15	No of KM Graveled	Procurement documents; Site reports; M&E reports	Roads section
Gravelling of Balatulamin-Griftu	4,162,500	2014/15	No of KM Graveled	Procurement documents; Site reports; M&E reports	Roads section
Drift at Farwaley-Dasheq	3,000,000	2014/15	No of drifts constructed	Procurement documents; Site reports; M&E reports	Roads section
Drift at Sarman	3,000,000	2014/15	No of drifts constructed	Procurement documents; Site reports; M&E reports	Roads section
Drift at Elben	3,000,000	2014/15	No of drifts constructed	Procurement documents; Site reports; M&E reports	Roads section
Grading of Jowhar-Dasheq road	2,520,000	2014/15	No of KM Graded	Procurement documents; Site reports; M&E reports	Roads section
KaziKwaVijana – bush clearing	30,000,000	2014/15	No of youths employed; No of KMs bush cleared	Site reports; M&E reports	Roads section
Gravelling of Bute-Ogorji	8,325,000	2015/16	No of KM Graveled	Procurement documents; Site reports; M&E reports	Roads section
Gravelling of Kilkiley-Abdiwaqo	8,325,000	2015/16	No of KM Graveled	Procurement documents; Site reports; M&E reports	Roads section
Gravelling of Griftu-Arbajahan	9,990,000	2015/16	No of KM Graveled	Procurement documents; Site reports; M&E reports	Roads section
Gravelling of Elben-Mansa	11,655,000	2015/16	No of KM Graveled	Procurement documents; Site reports; M&E reports	Roads section

Project/ Programme Name	Cost (Kshs)	Time Frame	Monitoring Indicators	Monitoring tools	Implementing Agency
Gravelling of Ibrahim Urey-Wajir bor	9,990,000	2015/16	No of KM Graveled	Procurement documents; Site reports; M&E reports	Roads section
Gravelling of Khorof Harar-Konton	8,325,000	2015/16	No of KM Graveled	Procurement documents; Site reports; M&E reports	Roads section
Gravelling at K/Harar-Kutulo	4,995,000	2015/16	No of KM Graveled	Procurement documents; Site reports; M&E reports	Roads section
Bush Clearing of Walmarer-Khorof Harar	3,000,000	2015/16	No of KM bush cleared	Procurement documents; Site reports; M&E reports	Roads section
Drift at Watiti	3,000,000	2015/16	No of drifts constructed	Procurement documents; Site reports; M&E reports	Roads section
Gravelling of Ogorji road	9,990,000	2015/16	No of KM Graveled	Procurement documents; Site reports; M&E reports	Roads section
Gravelling of Elnur-Elyunis	8,325,000	2015/16	No of KM Graveled	Procurement documents; Site reports; M&E reports	Roads section
Bush Clearing of Yaqo-Dela	3,000,000	2015/16	No of KM bush cleared	Procurement documents; Site reports; M&E reports	Roads section
Gravelling of Adhimasajida-Hadado	9,990,000	2015/16	No of KM Graveled	Procurement documents; Site reports; M&E reports	Roads section
Drift at Baraqothey	3,000,000	2015/16	No of drifts constructed	Procurement documents; Site reports; M&E reports	Roads section
Gravelling of Wargadud-Kajaja	11,655,000	2015/16	No of KM Graveled	Procurement documents; Site reports; M&E reports	Roads section
Gravelling of Arbajahan-Basir	4,995,000	2015/16	No of KM Graveled	Procurement documents; Site reports; M&E reports	Roads section
Drift at Garsekhoftu	3,000,000	2015/16	No of drifts constructed	Procurement documents; Site reports; M&E reports	Roads section
Gravelling of Sukela road	11,655,000	2015/16	No of KM Graveled	Procurement documents; Site reports; M&E reports	Roads section

Project/ Programme Name	Cost (Kshs)	Time Frame	Monitoring Indicators	Monitoring tools	Implementing Agency
Gravelling of Extension of Biyamadhho	9,990,000	2015/16	No of KM Graveled	Procurement documents; Site reports; M&E reports	Roads section
Emergency Works -	15,000,000	2015/16	No of KMs repaired during emergencies	Site reports; M&E reports	Roads section
Drift at LaghHar-Hadado	3,000,000	2015/16	No of drifts constructed	Procurement documents; Site reports; M&E reports	Roads section
Drift at Lakole South	3,000,000	2015/16	No of drifts constructed	Procurement documents; Site reports; M&E reports	Roads section
Gravelling of Athibol-Hadado	4,995,000	2015/16	No of KM Graveled	Procurement documents; Site reports; M&E reports	Roads section
Drift at Diif	3,000,000	2015/16	No of drifts constructed	Procurement documents; Site reports; M&E reports	Roads section
Gravelling of Habasein Town	3,060,000	2015/16	No of KM Graveled	Procurement documents; Site reports; M&E reports	Roads section
Drift at KhorofHarar Entry	3,000,000	2015/16	No of drifts constructed	Procurement documents; Site reports; M&E reports	Roads section
Gravelling of Sunrise & Waberi	3,780,000	2015/16	No of KM Graveled	Procurement documents; Site reports; M&E reports	Roads section
Gravelling of Barwaqo & Jogoo	3,937,000	2015/16	No of KM Graveled	Procurement documents; Site reports; M&E reports	Roads section
Gravelling of Township	3,060,000	2015/16	No of KM Graveled	Procurement documents; Site reports; M&E reports	Roads section
Gravelling of Buna	8,325,000	2015/16	No of KM Graveled	Procurement documents; Site reports; M&E reports	Roads section
Drift at Ajawa	2,250,000	2015/16	No of drifts constructed	Procurement documents; Site reports; M&E reports	Roads section
Gravelling of Gurar Town	4,162,500	2015/16	No of KM Graveled	Procurement documents; Site reports; M&E reports	Roads section
Gravelling of Bute Town	3,330,000	2015/16	No of KM Graveled	Procurement documents; Site reports; M&E reports	Roads section

Project/ Programme Name	Cost (Kshs)	Time Frame	Monitoring Indicators	Monitoring tools	Implementing Agency
Drift at Griftu Rd-Ajaarmati	3,000,000	2015/16	No of drifts constructed	Procurement documents; Site reports; M&E reports	Roads section
Gravelling of Dela	4,995,000	2015/16	No of KM Graveled	Procurement documents; Site reports; M&E reports	Roads section
Gravelling of Balatulamin-Griftu	4,162,500	2015/16	No of KM Graveled	Procurement documents; Site reports; M&E reports	Roads section
Drift at Farwaley-Dasheq	3,000,000	2015/16	No of drifts constructed	Procurement documents; Site reports; M&E reports	Roads section
Bushclearing at Sarman	3,000,000	2015/16	No of KM bush cleared	Procurement documents; Site reports; M&E reports	Roads section
Drift at Dambas	3,000,000	2015/16	No of drifts constructed	Procurement documents; Site reports; M&E reports	Roads section
Grading of Hasan Yarow-Katote	2,520,000	2015/16	No of KM graded	Procurement documents; Site reports; M&E reports	Roads section
KaziKwaVijana - Bush Clearing	30,000,000	2015/16	No of youths employed; No of KMs bush cleared	Site reports; M&E reports	Roads section
Tarmacking of 25 KM of Township Roads-Extension	1,200,000,000	2015/16	No of KM tarmacked	Procurement documents; Site reports; M&E reports	Roads section
Construction of Public Works Offices/ Additional Facilities	5,000,000	2014/15	No of offices constructed	Site reports; M&E reports	Public works section
Construction of County Assembly and Completion of County offices	250,000,000	2014/15	No of offices completed	Site reports; M&E reports	Public works section
Purchase of plants/machineries for hire	25,000,000	2014/15	No of machineries purchased	Procurement documents	Department of PWR&T
Purchase of a Landcruiser	8,000,000	2014/15	No of vehicles purchased	Procurement documents; Delivery notes	Department of PWR&T
Wajir sewerage	200,000,000	2015/16	% rate of completion	Site reports; M&E reports	Public works section
Storm water management – Bute	4,500,000	2015/16	% rate of completion	Site reports; M&E reports	Public works section
Storm water management – Gurar	4,500,000	2015/16	% rate of completion	Site reports; M&E reports	Public works section
Storm water management – Buna	4,500,000	2015/16	% rate of completion	Site reports; M&E reports	Public works section

Project/ Programme Name	Cost (Kshs)	Time Frame	Monitoring Indicators	Monitoring tools	Implementing Agency
Department of Agriculture, Livestock and Fisheries (AL&F)					
Completion of Buna Tannery	7,000,000	2013/14-2014/15	Completion percentage	Work plan; Site reports; Supervision reports	Livestock production section
Water harvesting structures-pans	160,000,000	2013/14-2014/15	No of pans established	Site reports; Supervision reports	Agriculture section
Provision of irrigation infrastructure	25,000,000	2013/14-2014/15	Completion percentage	Site reports; Supervision reports	Agriculture section
Purchase of agricultural Farm Mechanization Equipment (purchase of 3 tractors,3 trailer Tanks, 2 disk ploughs & 1 harrow)	15,000,000	2013/14-2014/15	No of equipment delivered and operationalised	Procurement documents; Delivery notes	Agriculture section
Purchase of shed nets for horticulture production	3,900,000	2013/14-2014/15	No of sheds delivered	Procurement documents; Delivery notes	Agriculture section
Facilitation of Vaccination and Mass treatments	20,000,000	2013/14-2014/15	No of animals covered	Field reports	Veterinary section
Purchase of veterinary drugs	40,000,000	2013/14-2014/15	Amount of drugs delivered	Procurement documents; Delivery notes	Veterinary section
Purchase of sampling kits and other surveillance materials.	4,000,000	2013/14-2014/15	Amount of materials delivered	Procurement documents; Delivery notes	Veterinary section
Modern Livestock market	31,532,117	2013/14-2014/15	No of markets established	Site reports; Supervision reports	Livestock production section
Purchase of Bales of hay	3,950,000	2013/14-2014/15	No of bays delivered	Procurement documents; Delivery notes	Livestock production section
Staff training	5,000,000	2014/15	No of staff trained Number of trainings	Training reports; Back to work reports	Administration section
Purchase of program Vehicle and Motorcycles	6,000,000	2014/15	No. of vehicles and motorcycles	Tender documents; Logbooks; Work tickets	Administration section
Construction of Offices	7,000,000	2014/15	No of offices	Architectural designs Bid documents	Administration section
Livestock census	2,000,000	2014/15	No. of census	Data reports	Livestock production section
Livestock Breed improvement program	5,000,000	2014/15	No. and type of breeds	Breeding records	Livestock production section
Poultry promotion program	2,000,000	2014/15	No of units operating	Farmers records	Livestock production section
Supplies for fodder production	4,000,000	2014/15	Amount of fodder produced	Farmers records	Livestock production section
Livestock markets improvement program	7,500,000	2014/15	No. of markets	Architectural designs Bid documents	Livestock production section
Construction of hay stores	6,800,000	2014/15	Nu. of hay stores	Architectural designs	Livestock production section

Project/ Programme Name	Cost (Kshs)	Time Frame	Monitoring Indicators	Monitoring tools	Implementing Agency
				Bid documents	
Veterinary support services	15,000,000	2014/15	No. of animals vaccinated /treated; No of permits issued; No of carcasses inspected	Treatment/Vaccination records	Veterinary section
Completion of Wajir Export Slaughter House	135,000,000	2014/15	No. of slaughterhouses	Work plan; Site reports Supervision reports	Veterinary section
Construction of Vet lab	7,000,000	2014/15	No of labs operational	Architectural designs ; Bid documents	Veterinary section
Completion of Buna Tannery	7,000,000	2014/15	Completion percentage	Work plan; Site reports; Supervision reports	Veterinary section
Supply of farm inputs (Certified seeds for crops and pasture)	10,000,000	2014/15	No of farmers supplied with seeds	Tender documents; Store records Field/Programme reports	Agriculture section
On farm demonstrations	15,000,000	2014/15	No of demonstrations No of demo farms	Programme reports; Periodical reports	Agriculture section
Irrigation Structures development	42,000,000	2014/15	No. of farms under irrigation Acreage under irrigation	Work plan; Site reports Supervision reports	Agriculture section
Fruit grafting Centre and outreach program	30,000,000	2014/15	No of grafted seedlings No of outreach programs	Work plan; Site reports Supervision reports Programme reports; Periodical reports	Agriculture section
Support to fisheries services	2,000,000	2014/15	No of people reached	Work plan; Site reports Supervision reports; Programme reports; Periodical reports	Fisheries Section
Beekeeping Structures	2,000,000	2014/15	No of structures	Procurement documents; Delivery notes	Livestock Production Section
Drilling of 2 boreholes for irrigation	12,000,000	2015/16	No of boreholes drilled	Procurement documents; inspection reports	Agriculture section
Purchase of 6 vehicles and 12 motorcycles for sub counties	40,000,000	2015/16	No of vehicles/ motorcycles delivered	Procurement documents; delivery notes; Logbooks; Work tickets	AL&F
Revolving funds for farming groups	80,000,000	2015/16	No of beneficiaries	Disbursement reports	AL&F
Provision of solar energy for pumping water from shallow wells (irrigation)	10,000,000	2015/16	No of panels connected	Procurement documents; delivery notes; field reports	Agriculture Section
Construction of offices	40,000,000	2015/16	No of offices constructed; completion percentage	Procurement documents; field reports	AL&F

Project/ Programme Name	Cost (Kshs)	Time Frame	Monitoring Indicators	Monitoring tools	Implementing Agency
Purchase of computers (laptops /desk tops)	5,000,000	2015/16	No of computers purchased	Procurement documents; delivery notes;	AL&F
Establishment and equipping of water sources and irrigation infrastructure for irrigated farming	50,000,000	2015/16	No of equipment installed	Procurement documents; delivery notes; field reports	Agriculture Section
Purchase and construction of shade nets	15,000,000	2015/16	No of shade nets constructed	Procurement documents; delivery notes; field reports	AL&F
Desilting and fencing of water pans for irrigation	48,000,000	2015/16	No of water pans desilted/ fenced	Procurement documents; field reports	AL&F
Construction of rock catchment and underground tanks	35,000,000	2015/16	No of tanks constructed	Procurement documents; field reports; inspection reports	AL&F
Promotion of simsim production	20,000,000	2015/16	Percentage increase in yield	Training reports	Agriculture Section
Purchase of office furniture	10,000,000	2015/16	No of equipment purchased and delivered	Procurement documents; delivery notes	AL&F
Establishment of demonstration farm	50,000,000	2015/16	No of established farms	Field reports	Agriculture Section
Hybrid solar BH and water pan for irrigation	35,000,000	2015/16	Completion percentage	Field reports	Agriculture Section
Construction and equipping of satellite slaughterhouse	16,000,000	2015/16	Completion percentage	Procurement documents; field reports; inspection reports	Livestock section
Construction of slaughter slabs	2,000,000	2015/16	No of slabs constructed	Procurement documents; field reports; inspection reports	Livestock section
Inspection of Drug stores and Agro vets	1,000,000	2015/16	No of inspection exercises undertaken	field reports; inspection reports	Livestock section
Purchase and Installation of solar powered cold chain equipments (solar panels and solar refrigerators and deep freezers)	8,000,000	2015/16	No of equipment purchased and installed	Procurement documents; delivery notes; inspection reports	Livestock section
Up scaling of digital pen technology and Epidemiological data capture hardware and software.	8,000,000	2015/16	No of equipment installed and operationalised	Procurement documents; delivery notes; inspection reports	Livestock section
Setting up of Demonstration AI station for cattle, goats and poultry	10,000,000	2015/16	No of stations set up	Procurement documents; field reports	Livestock section

Project/ Programme Name	Cost (Kshs)	Time Frame	Monitoring Indicators	Monitoring tools	Implementing Agency
Purchase of AI equipment, semen and consumables.	2,000,000	2015/16	No of equipment purchased	Procurement documents; delivery notes; inspection reports	Livestock section
Setting up of specialized clinic facility for small animals, aquatic and emerging, apiary and emerging livestock medicine.	50,000,000	2015/16	No of clinics established	Procurement documents; field reports	AL&F
Capacity building of pastoralists on good herd management	1,500,000	2015/16	No of trainings carried out	Participants lists; training reports	Livestock section
Establish beekeeping demonstration farms	5,000,000	2015/16	No of farms established; no of farmers trained	Tender documents; training reports	Livestock section
Construction of model poultry houses.	30,000,000	2015/16	No of housed constructed	Procurement documents; field reports	Livestock section
Livestock Breed improvements	10,000,000	2015/16	No of exercises undertaken	Field reports	Livestock section
Construction of livestock markets	10,000,000	2015/16	No of markets constructed;	Procurement documents; field reports	Livestock section
Establishment of milk cooling plant	10,000,000	2015/16	Completion Percentage	Procurement documents; field reports	Livestock section
Rehabilitation of denuded range lands	5,000,000	2015/16	No of range lands reestablished	Field reports	Livestock section
Establishing fodder/pasture farms through irrigation	25,000,000	2015/16	No of farms established	Field reports	Livestock section
Capacity building on animal husbandry.	5,000,000	2015/16	No of people trained	Participants lists; training reports	Livestock section
Provision and support of livestock insurance programme for farmers	3,000,000	2015/16	No of beneficiary farmers	Field reports; beneficiary lists	Livestock section
Establish permanents fish ponds	60,000,000	2015/16	No of fish ponds established	Procurement documents; field reports	Fisheries Section
Establish temporary Plastic fish ponds	10,000,000	2015/16	No of plastic ponds established	Procurement documents; field reports	Fisheries Section
Trade, Co-Operative, Industry, Tourism & Wildlife (TCIT&W)					
Staff training	2,000,000	2014/15	No of staff trained Number of trainings	Training reports; Back to work reports	Administration section
Construction of Markets/Stalls	30,000,000	2014/15	No. of markets/stall constructed.	Architectural designs; Bid documents Work plan; Site reports Supervision reports	Trade services section
Construction & Equipping of Trade Information & Management Centre	10,000,000	2014/15	Data and information collected, disseminated and managed.	Architectural designs Bid documents; Work plan; Site reports	Industrial development section

Project/ Programme Name	Cost (Kshs)	Time Frame	Monitoring Indicators	Monitoring tools	Implementing Agency
				Supervision reports	
Construction and Equipping of Industrial Park	30,000,000	2014/15	No of Juakali artisan empowered.	Architectural designs Bid documents; Work plan; Site reports Supervision reports	Industrial development section
Plastic Waste Recycling Machine & Moulders	15,000,000	2014/15	No of polls molded	Data reports	Industrial development section
Purchase of White Wash Crushing Machine	13,000,000	2014/15	No of machines purchased	Procurement reports; Programme reports	Cooperative development
Promotion of Co-operative & women groups	50,000,000	2014/15	No of SACCOs promoted and number of women group trained and capacity built	Programme reports; Financial reports periodical reports	Cooperative section
Establishment of Wild life Orphanage Centre (Wajir Town)	10,200,000	2014/15	No of animal orphans accommodated	Site reports; Programme reports	KWS
Purchase of a Motor vehicle	8,000,000	2014/15	No of vehicles purchased	Tender documents; delivery notes	TCIT&W
Construction of stalls	60,000,000	2015/16	No of stalls constructed	Tender documents; inspection reports	Trade section
Wholesale and Retail hub	120,000,000	2015/16	Completion percentage	Tender documents; inspection reports	Trade section
Jua Kali Sheds	30,800,000	2015/16	No of sheds constructed	Tender documents; inspection reports	Trade section
Promotion of fair trade practice centre	15,000,000	2015/16	No of promotions undertaken; implementation percentage	Field reports	Trade section
Establishment of County Revolving fund	15,000,000	2015/16	No of beneficiaries	Beneficiary lists; disbursement lists	Cooperative Section
Construction of Fresh Produce markets	47,000,000	2015/16	No of markets constructed	Tender documents; inspection reports	Trade section
Lands, Housing and Physical Planning					
Sub-county Physical Planning	50,000,000	2013/14-2014/15	No of plans developed	Consultants' reports; Physical plan reports	Physical Planning section
Planning and Surveying of Wajir Town	209,000,000	2013/14-2014/15	No of survey maps developed	Consultants' reports; Physical plan reports	Physical Planning section
Planning (Aerial Photography) of seven centres)	19,000,000	2013/14-2014/15	No of aerial maps developed	Consultants' reports; field reports	Physical Planning section
Appropriate Building Technology programme	9,500,000	2013/14-2014/15	No of ABT centers constructed	Architectural designs; Tender documents; Site reports	Housing section
Establishment of lands registry and offices	17,000,000	2014/15	No of blocks constructed	Architectural designs; Tender documents; Site reports	Lands section
Fencing of government estates	9,000,000	2014/15	No of estates fenced	Tender documents; Site reports	Housing section

Project/ Programme Name	Cost (Kshs)	Time Frame	Monitoring Indicators	Monitoring tools	Implementing Agency
Construction of ABT centers	19,000,000	2014/15	No of ABT centers constructed	Architectural designs; Tender documents; Site reports	Housing section
Construction of Office Block	4,000,000	2014/15	No of blocks constructed	Architectural designs; Tender documents; Site reports	Housing section
Construction of land registry block	15,000,000	2014/15	No of blocks constructed	Architectural designs; Tender documents; Site reports	Housing section
Provision of hydraform Machines	6,000,000	2015/16	No of purchased machines	Tender documents; delivery notes	Housing section
Renovation of Government Houses	10,000,000	2015/16	No of houses renovated	Tender documents; Site reports	Housing section
Construction of Government Houses	15,000,000	2015/16	No of houses constructed	Architectural designs; Tender documents; Site reports	Housing section
Provision of High grade houses	50,000,000	2015/16	No of houses constructed	Architectural designs; Tender documents; Site reports	Housing section
Provision of Medium cost housing.	50,000,000	2015/16	No of houses constructed	Architectural designs; Tender documents; Site reports	Housing section
Provision of low cost housing.	100,000,000	2015/16	No of houses constructed	Architectural designs; Tender documents; Site reports	Housing section
Planning and Surveying of seven centres	140,000,000	2015/16	No of plans developed	Consultants' reports; Physical plan reports	Lands and physical planning section
Establishment of GIS lab	7,000,000	2015/16	No of labs established; implementation percentage	Tender documents; field reports	Lands and physical planning section
Public Health, Medical Services and Sanitation					
Staff training	2,000,000	2014/15	No of staff trained Number of trainings	Training reports; Back to work reports	Administration section
Acquisition of Non-Financial Assets - Medicine distribution vehicle and Hospital & Management utility vehicles	18,500,000	2014/15	number of vehicles acquired	Procurement documents; Log books	Curative Services Section
Other Development - Medical Equipment & Non-Pharms	42,100,000	2014/15	Number and type of tools acquired	Procurement documents; Periodical reports	Curative Services Section
Machines - laundry, generators	6,000,000	2014/15	Number and type of machines acquired	Procurement reports	Curative Services Section
Wajir MTC Completion	84,000,000	2014/15	Status of the institution	Procurement reports; Site reports	Curative Services Section
computerization of services in the health facilities	11,000,000	2014/15	% of services computerised	Procurement reports; Site reports Periodical reports	Curative Services Section
Upgrading and improvement of Health	19,472,287	2014/15	No of health facilities updated	Procurement reports; Site reports	Curative Services Section

Project/ Programme Name	Cost (Kshs)	Time Frame	Monitoring Indicators	Monitoring tools	Implementing Agency
facilities				Periodical reports	
Maternity	27,000,000	2014/15	No of wards constructed	Architectural designs; Procurement records; Site reports	Curative Services Section
Completion of the sewage system	70,000,000	2014/15	% of the project completed	Site reports	Preventive and Promotive services section
New health facilities	90,000,000	2014/15	No of facilities constructed	Architectural designs; Procurement records; Site reports	Preventive and Promotive services section
Motor bikes for outreach services	14,000,000	2014/15	No of motorbikes procured	Procurement records; Log books	Preventive and Promotive services section
14 Staff quarters/office	70,000,000	2014/15	No of staff quarters constructed	Architectural designs Procurement records; Site reports	Preventive and Promotive services section
Fencing of medical facilities	30,000,000	2014/15	No of facilities fenced	Architectural designs Procurement records; Site reports	Preventive and Promotive services section
Latrines & toilets	10,000,000	2014/15	No of toilets constructed	Architectural designs Procurement records; Site reports	Preventive and Promotive services section
Incinerators	15,000,000	2014/15	No of incinerators	Architectural designs Procurement records; Site reports	Preventive and Promotive services section
Lighting of facilities(solar)	4,845,000	2014/15	No of solar machines	Architectural designs Procurement records; Site reports	Preventive and Promotive services section
County central stores & sub-counties stores	15,000,000	2014/15	No of facilities constructed	Architectural designs; Procurement records; Site reports	Preventive and Promotive services section
Construction of New Dispensary	5,200,030	2013/14-2014/15	No of facilities constructed	Architectural designs; Procurement records; Site reports	Preventive and Promotive services section
Construction of New Dispensary	4,987,896	2013/14-2014/15	No of facilities constructed	Architectural designs; Procurement records; Site reports	Preventive and Promotive services section
Construction of New Dispensary	4,987,895.60	2013/14-2014/15	No of facilities constructed	Architectural designs; Procurement records; Site reports	Preventive and Promotive services section
Construction of New Dispensary	4,986,179.84	2013/14-2014/15	No of facilities constructed	Architectural designs; Procurement records; Site reports	Preventive and Promotive services section
Construction of New Dispensary	4,985,285.60	2013/14-2014/15	No of facilities constructed	Architectural designs; Procurement records; Site reports	Preventive and Promotive services section
Completion of stalled projects (maternity, administration block)	30,000,000	2013/14-2014/15	No of facilities constructed	Architectural designs; Procurement records; Site reports	Preventive and Promotive services section
Completion of Wajir Medical Training College	100,000,000	2013-2015	Completion percentage	Tender documents; Site minutes Progress reports; Completion certificate	Preventive and Promotive services section

Project/ Programme Name	Cost (Kshs)	Time Frame	Monitoring Indicators	Monitoring tools	Implementing Agency
Mobile Health Facilities	36,000,000	2015-2017	No of ambulances delivered	Procurement report; Payment records; Stores reports	Preventive and Promotive services section
Installation of generators for District Hospitals	15,000,000	2014-2017	No. of hospitals installed	Installation certificates	Preventive and Promotive services section
Renovating and Equipping District Hospitals, Health Centres and Dispensaries	200,000,000	2014-2015	No of hospitals equipped	Monthly reports	Preventive and Promotive services section
Provision of solar energy equipment for health facilities	48,000,000	2015/16	No of Facilities installed	Tendering documents; Installation reports	Preventive and Promotive services section
Construction of a modern mortuary at Wajir District Hospital	25,000,000	2013-2017	Completion percentage	Tender documents; Site reports /minutes	Preventive and Promotive services section
Provision of ambulances for the county hospitals and all wards	150,000,000	2013-2017	No of ambulances delivered	Procurement report; Payment records Stores reports	Preventive and Promotive services section
Upgrading of Buna, Khorof-Harar, Eldas, Leheley and Tarbaj hospitals in to level IV	100,000,000	2015/16	Completion percentage	Operational reports; Tender documents	Preventive and Promotive services section
Upgrading of 4 dispensaries to health centers	30,000,000	2015/16	Completion percentage	Operational status; Procurement reports	Preventive and Promotive services section
Construction of latrines and Ecosan toilets	600,000,000	2015-2017	No of Latrines constructed	Tender documents; Designs; Site reports	Preventive and Promotive services section
Construction and Expansion of X-Ray departments in Bute, Griftu and Habaswein	24,000,000	2015/16	Completion percentage, no of facilities constructed	Tender documents; Facility regular reports	Preventive and Promotive services section
Operationalization of theatre services	Ksh 5,000,000	2015/2016	No of Operational theatres	Facility reports	Preventive and Promotive services section
Establishment of a waste management plant	30,000,000	2015-2017	No of established plants	Tender documents; Department regular reports	Preventive and Promotive services section
Construction of Modern Kitchen at Griftu District Hospital	Ksh 5,000,000	2015/2016	Completion percentage of the building	Tender documents; Facility regular reports	Preventive and Promotive services section
Solid waste management-collection and disposal in each urban Center	Ksh 20,000,000	2015/16	No of systems established	Regular reports	Preventive and Promotive services section
Education, Youth, Gender and Social Services					
Grant for child care facilities	3,000,000	2014/15	No of centres established	Site reports	ECD section
Scholarships	30,000,000	2014/15	No of beneficiaries	Disbursement lists	ECD section

Project/ Programme Name	Cost (Kshs)	Time Frame	Monitoring Indicators	Monitoring tools	Implementing Agency
Informal Schools Support	10,000,000	2014/15	No of schools supported	Disbursement schedules	ECD section
Sports Infrastructure	4,500,000	2014/15	Number of sports facilities put up and operational	Procurement records Site reports	Sports section
Sports tournaments and reward schemes	2,850,000	2014/15	No of tournaments held	Programme reports	Sports section
HIV Aids awareness	1,000,000	2014/15	No of persons sensitized	Programme reports	Gender & social services section
Girl child Empowerment	-	2014/15	No of girls educated no. of career talks for girls	Programme reports	Gender & social services section
Culture preservation and promotion	900,000	2014/15	No of exhibitions No of centres operational	Programme reports	Gender & social services section
Support to severely disabled	5,000,000	2014/15	No of severely disabled benefiting	Beneficiary list Program reports	Gender & social services section
Construction of ECD centres 6 Model centres& 30 Classrooms	32,470,540 24,000,000	2014/15	No of centres operational	Architectural designs; Procurement documents; Site reports	ECD section
Construction of new polytechnics	32,000,000	2014/15	No of new polytechnics initiated	Architectural designs; Procurement documents; Site reports	Youth polytechnic section
ECD Models classes	32,000,000	2015/16	No of model classes constructed	Architectural designs; Procurement documents; Site reports	ECD section
Sports infrastructure -	9,000,000	2015/16	No of equipment purchased	Procurement documents; field reports	Sports Section
ECD classrooms	60,000,000	2015/16	No of classes constructed	Architectural designs; Procurement documents; Site reports	ECD section
ECD outdoor learning materials	100,000,000	2015/16	No of ECD's equipped	Procurement documents; field reports	ECD section
ECD indoor learning materials	1,500,000	2015/16	No of ECD's equipped	Procurement documents; field reports	ECD section
Town Administration(TA)					
Staff training	2,000,000	1 year	No of staff trained Number of trainings	Training reports; Back to work reports	Administration section
Wall fencing of cemeteries Wajir town	3,000,000	1 year	Status of fence constructed	Tender documents; Site reports	TA services
Construction of sanitation facilities at office	500,000	1 year	Number of facilities	Tender documents; Site reports	TA services
Beatification of roundabouts	3,000,000	1 year	Number of roundabouts	Tender documents; Site reports	TA services
Bush clearing of towns	2,000,000	1 year	Status of towns	Tender documents; Site reports	TA services
Wall fencing and Beautification of baraza park	1,000,000	1 year	Status of fence constructed and the level of beatification	Tender documents; Site reports	TA services
Rehabilitation of damping site	3,000,000	1 year	Status of dump site	Tender documents; Site reports	TA services

Project/ Programme Name	Cost (Kshs)	Time Frame	Monitoring Indicators	Monitoring tools	Implementing Agency
Maintenance of Street lights	2,000,000	1 year	Condition of street lights	Maintenance reports	Engineering & Maintenance section
Wall fencing of ADC market	4,500,000	1 year	Status of fence constructed	Tender documents; Site reports	Engineering & Maintenance section
Renovation of existing stall at ADC	1,200,000	1 year	Status of stalls	Tender documents; Site reports	Engineering & Maintenance section